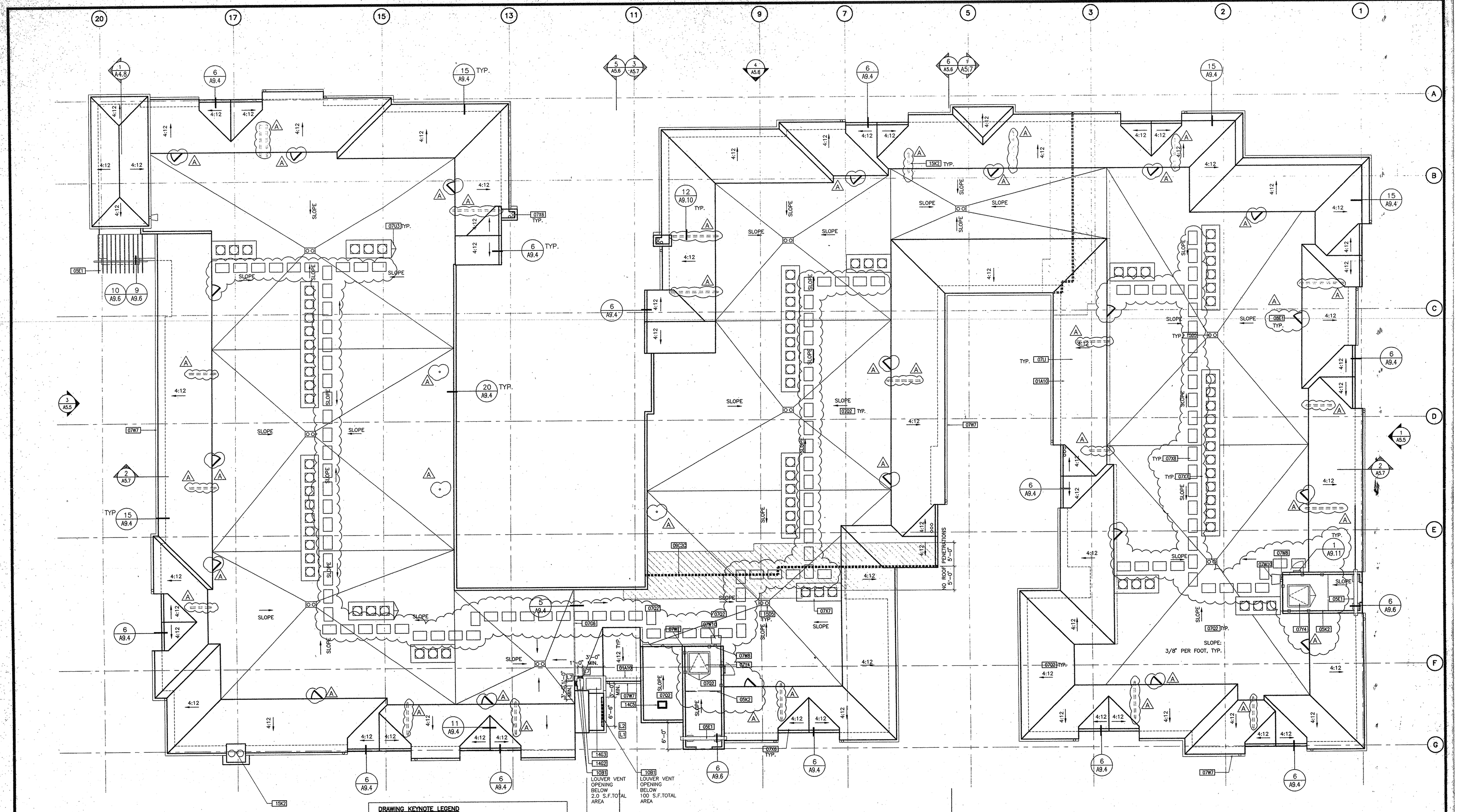


**DRAWING KEYNOTE LEGEND**

| | | |
|---|---|---|
| | 05E1 | METAL FABRICATION ASSEMBLY – TRELLIS – 4,6–8/A9.6 |
| | 07G6 | SEISMIC JOINT (4") – 5/A9.4, 14/A9.5 |
| | 07LI | CONCRETE ROOF TILE |
| | 07O2 | BUILT-UP ROOF SYSTEM |
| | 07U3 | CRICKET ASSEMBLY |
| | 07X6 | ROOF VENT / DUCT PENETRATION |
| | 07W7 | GUTTER – 1, 15 / A9.4 |
| | 07W8 | DOWNSPOUT LEADER |
| | 07W10 | SPLASH PAN – 4/A9.4 |
| | 07X7 | ROOF EQUIPMENT PLATFORM – 2/A9.2 |
| A | 07X8 | ROOF SURFACE WALK PAD |
| | 07Y4 | ROOF HATCH – 8/A9.4 |
| A | 08E1 | 30"(W) x 44"(H) MANSARD ACCESS HATCH |
| | 09C2C | AREA SEPARATION WALL–(TWO HOUR) –1/A0.05a |
| | 10B1 | LOUVER VENT–16,17/A9.1 |
| | 14G2 | TRASH CHUTE VENT |
| | 14G3 | TRASH CHUTE TERMINATION (6'–2" A.F.F. @ P1/ 4'–0" ABOVE ROOF – 7/A9.4 |
| | 14C5 | ELEVATOR SHAFT VENT–300 SQ.IN. PER N.I.E.C. |
| A | 15D5 | ROOF DRAIN AND OVERFLOW – 17/A9.4 |
| | 15K2 | GAS APPLIANCE VENT TO ROOF |

**BUILDING FIVE - ROOF PLAN** (1)

SCALE: 1/8"=1'-0"

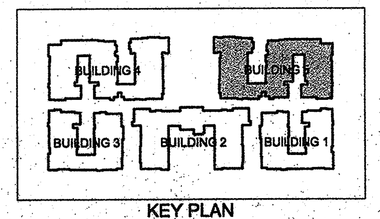


KEY PLAN

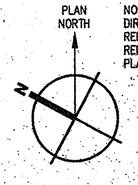


NOTE: ALL DIRECTIONAL REFERENCES RELATE TO PLAN NORTH.

# PLAYA DEL REY

8700 PERSHING DRIVE
PLAYA DEL REY, CALIFORNIA 90293

ARCHSTONE COMMUNITIES
217 Technology Drive, Second Floor
Irvine, California 92618

| ISSUE | DATE | DESCRIPTION |
|---|---|---|
| | 09.06.00 | DESIGN DEVELOPMENT |
| | 10.17.00 | PROGRESS SET |
| | 11.10.00 | BUILDING DEPT. SUBMITTAL |
| | 03.02.01 | PROGRESS SET |
| | 04.18.01 | REVIEW SET |
| | 05.28.01 | REVIEW SET |
| | 07.20.01 | BID SET |
| A | 10.05.01 | GMAX SET |


SUITE 170, 1860 BLAKE STREET
DENVER, CO. 80202
TEL 303.675.0041 FAX 303.675.0052

PENTHOUSE, 225 ARIZONA AVENUE
SANTA MONICA, CA 90401
TEL 310.394.0273 FAX 310.394.2424

VAN TILBURG, BANVARD & SODERBERGH, AIA
ARCHITECTURE · PLANNING · INTERIORS


PROJECT: 9985
DRAWN: CHECKED:

BUILDING FIVE:
ROOF PLAN

A5.4