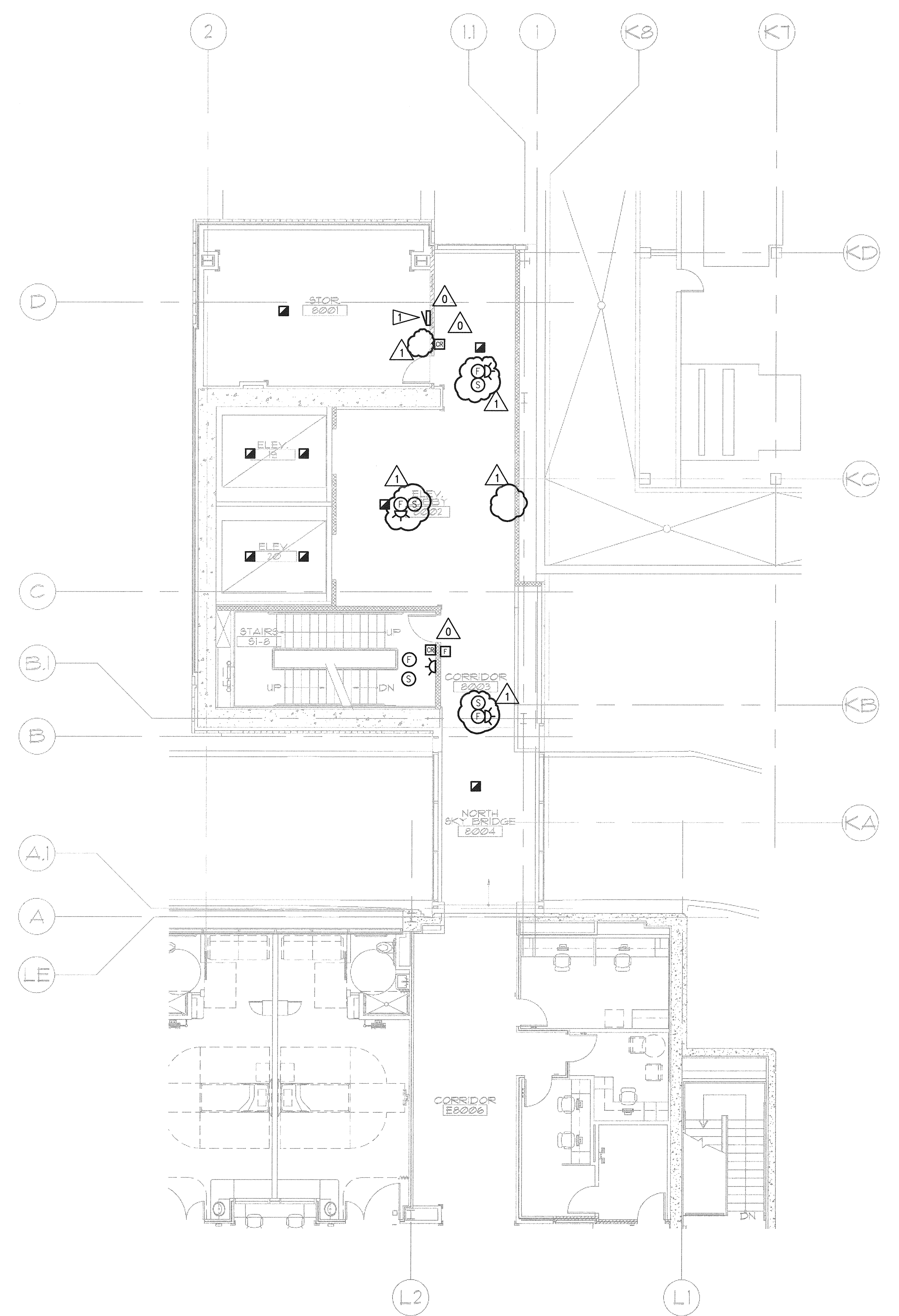
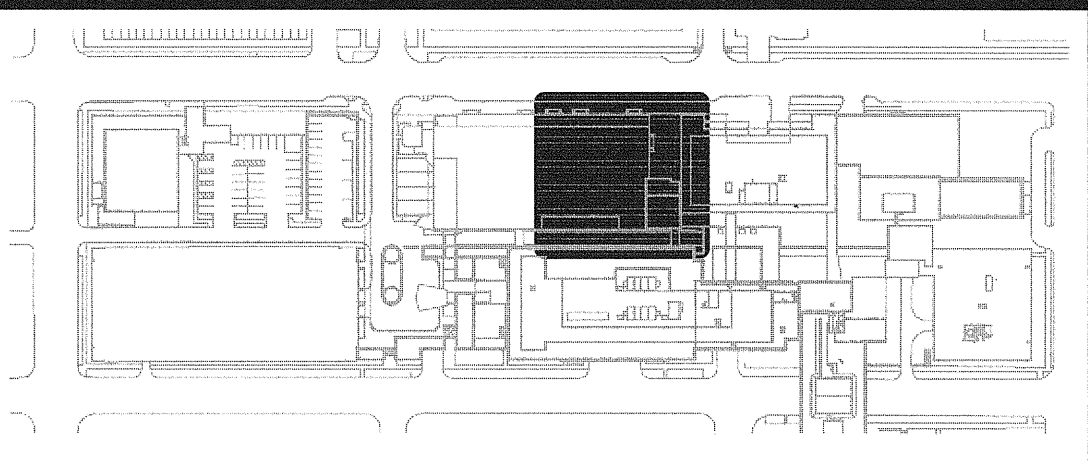


GENERAL NOTES

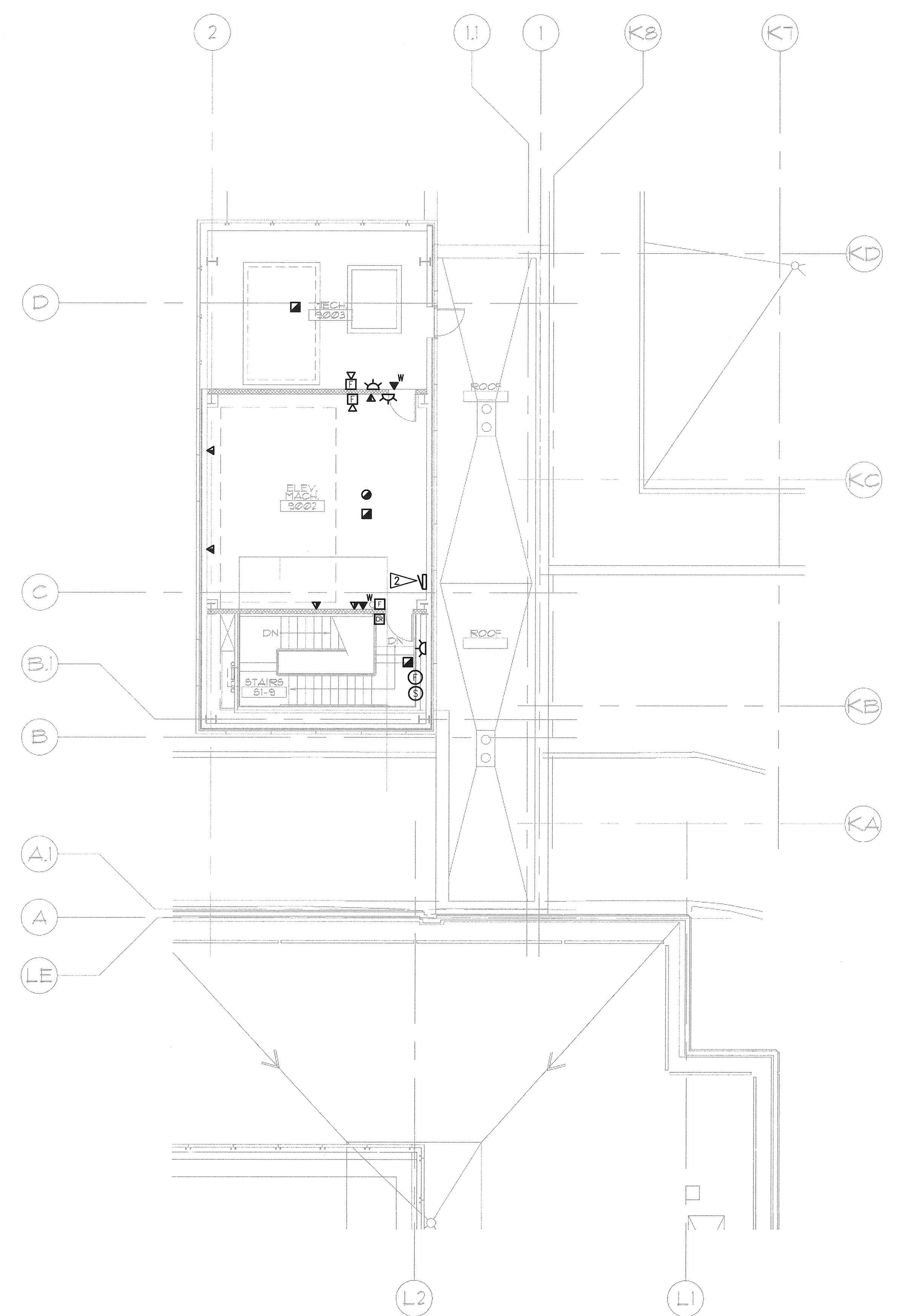
1. SEE ARCHITECTURAL PLANS, SECTIONS AND ELEVATIONS FOR EXACT EQUIPMENT AND DEVICE LOCATIONS.
2. SEE ARCHITECTURAL PLANS FOR LOCATIONS OF SOUND, SMOKE AND FIRE RATED WALLS.
3. REFER TO MECHANICAL DRAWINGS FOR FIRE/SMOKE DAMPER LOCATIONS. PROVIDE FIRE ALARM MONITORING POINT FOR EACH FIRE/SMOKE DAMPER.
4. CONTRACTOR SHALL OBTAIN THE FINAL OWNER APPROVED HILLROM NURSE CALL SHOP DRAWINGS PRIOR TO ROUGH-IN.

FLAG NOTES

- ▲ PROVIDE FIRE ALARM TERMINATION CABINET IN STORAGE ROOM AS SHOWN.
- ▲ PROVIDE FIRE ALARM TERMINATION CABINET IN ELEVATOR MACHINE ROOM AS SHOWN.




1 PARTIAL EIGHTH FLOOR PLAN - NORTH - SYSTEMS
 E4.18 SCALE: AS INDICATED



2 PARTIAL NINTH FLOOR PLAN - NORTH - SYSTEMS
 E4.18 SCALE: AS INDICATED

N:\B13608\CADD-05\17_E4-18.DWG DEC 18, 2008 - 11:41:05 AM BY: JLUO

GIFFIN • BOLTE • JURGENS
 ARCHITECTS
 815 S.W. SECOND AVENUE • PORTLAND, OREGON 97204
 (503) 223-0992 www.gbjarch.com FAX (503) 294-3961



MultiCare **EMERGENCY DEPARTMENT & CANCER CENTER EXPANSION**
 TACOMA, WASHINGTON

100% CD SET 9/26/08
 CCD #4 12/17/08

Date 09-26-2008
 Scale AS INDICATED
 Drawn By JL
 Job No. 4034

**PARTIAL
 8TH & 9TH FLOOR /
 ROOF PLAN NORTH
 SYSTEMS**

**E4
 18**