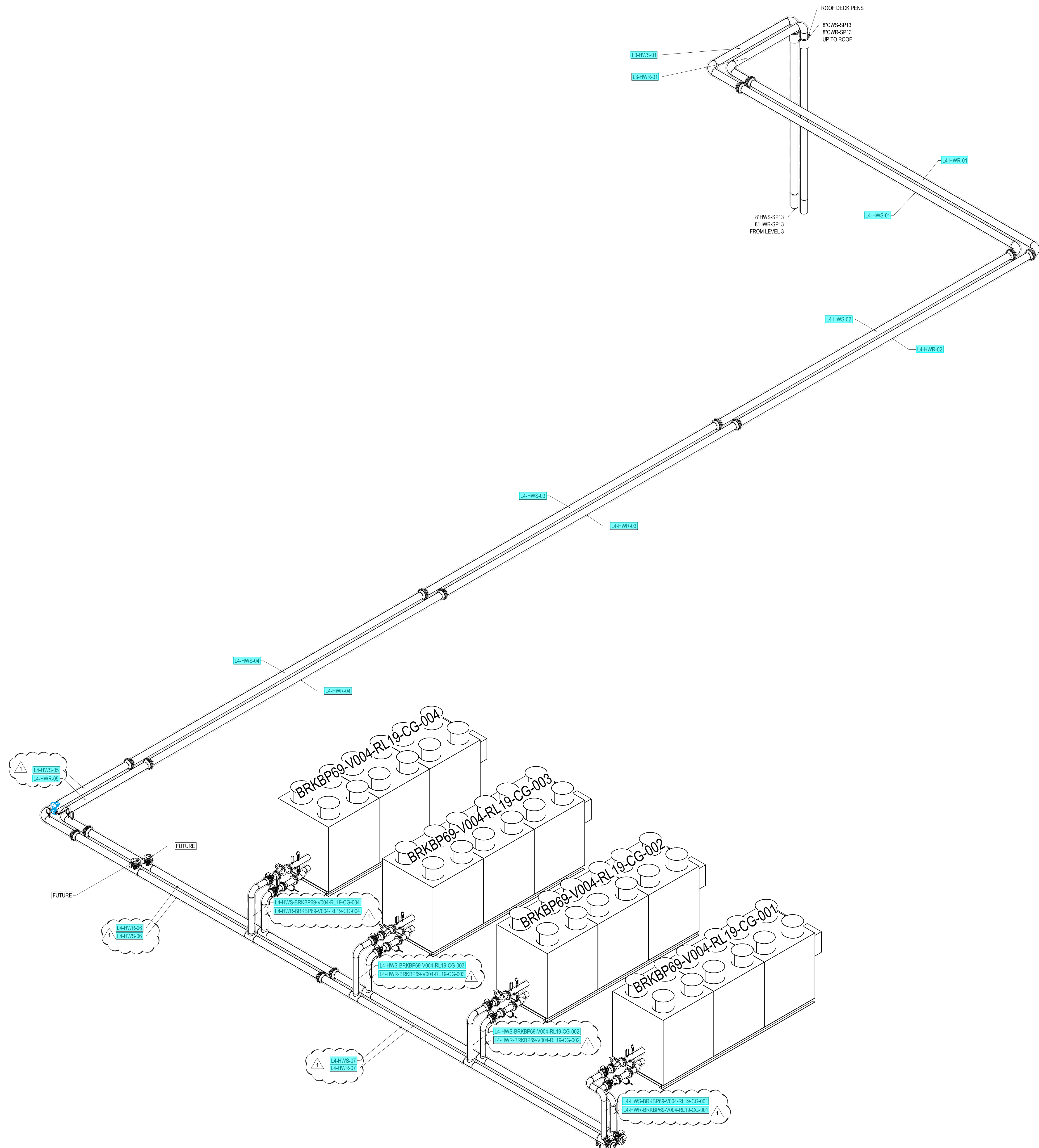


This document and the design it covers are the property of Murray Company. They are loaned only with the borrower's expressed written agreement that they will not be reproduced, copied, loaned, exhibited, or used in any other way, except by written consent from Murray Company to the borrower.

General Notes

Keyplan

NORTH

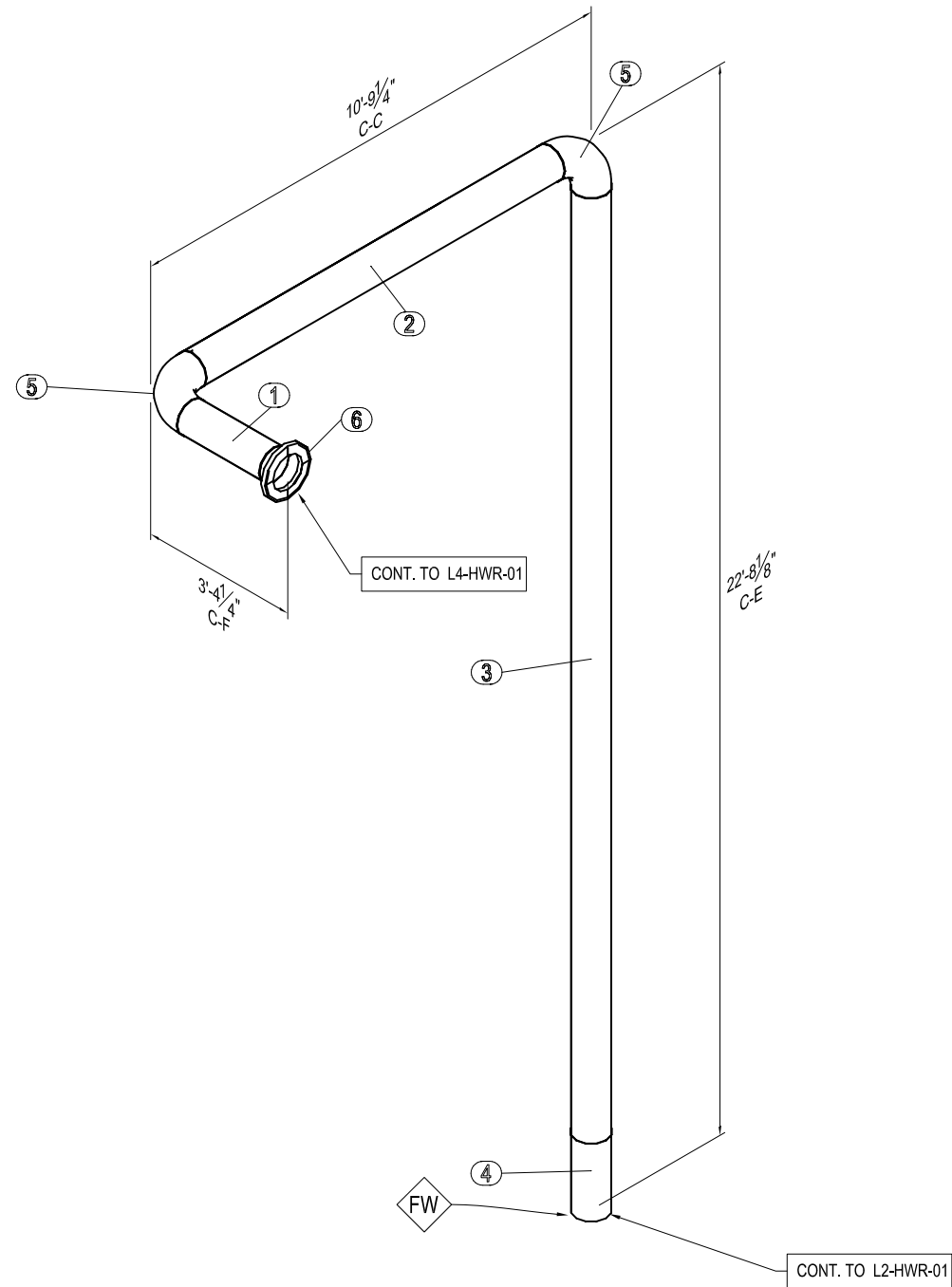
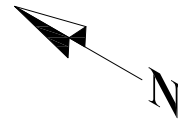


Project Name and Address

L4-HOT WATER SUPPLY & RETURN - ISO - PLUMBING LAYOUT - OVERALL

Drawn	Checked
Date	Job Number
Reference	Scale
Sheet	

HWSR-ISO-MAP-L4



MP Bill of Material

No.	Qty	Size	Length	Item	Service
1	1	8	2'-0"	PIPE BLK STL S40 A53 ERW	HWR-SP13
2	1	8	8'-9"	PIPE BLK STL S40 A53 ERW	HWR-SP13
3	1	8	20'-0"	PIPE BLK STL S40 A53 ERW	HWR-SP13
4	1	8	1'-7 13/16"	PIPE BLK STL S40 A53 ERW	HWR-SP13
5	2	8		ELBOW 90 LR BLK STL S40 BW	HWR-SP13
6	1	8		FLANGE WN 150LB BLK STL S40 RF	HWR-SP13



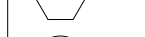


LINEAR FEET OF PIPE = 32'-4 7/8"

BY: _____ DATE: _____

SLOPE VERIFICATION

BY: _____ DATE: _____

SYMBOL LEGEND

-  WELD BOX
-  SLOPE BOX
-  VALVE TAG NO.
-  MAT'L LIST & CUT LIST
-  SLOPE DIR.

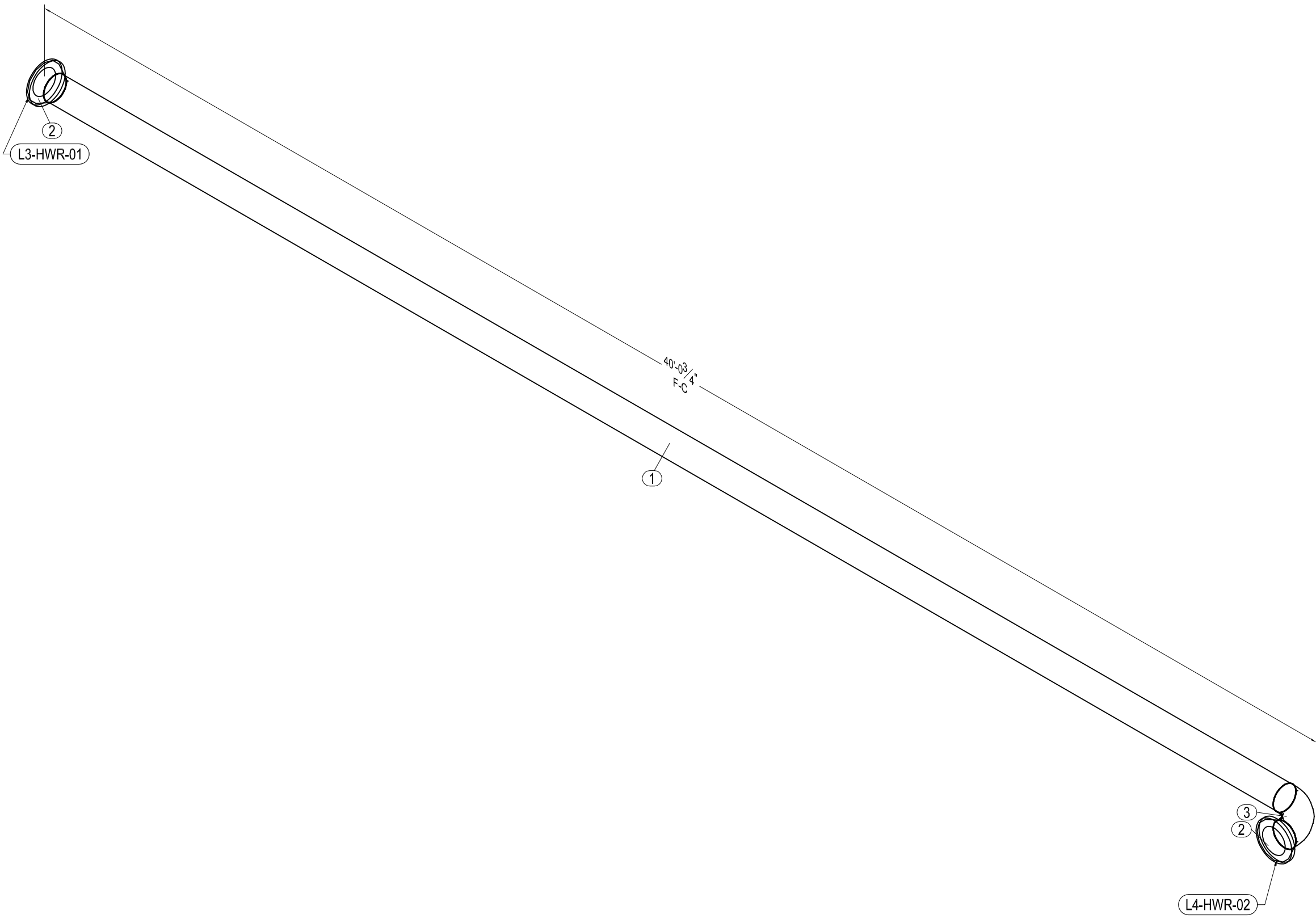
REF. PLAN: HWSR-ISO-MAP

DRAWING NUMBER: L3-HWR-01



MP Bill of Material






No.	Qty	Size	Length	Item	Service
1	1	8	38'-8 1/2"	PIPE BLK STL S40 A53 ERW	HWR-SP13
2	2	8		FLANGE WN 150LB BLK STL S40 RF	HWR-SP13
3	1	8		ELBOW 90 LR BLK STL S40 BW	HWR-SP13



LINEAR FEET OF PIPE = 38'-8 1/2"

BY:	DATE:
SLOPE VERIFICATION	
BY:	DATE:

SYMBOL LEGEND

-  WELD BOX
-  SLOPE BOX
-  VALVE TAG NO.
-  MAT'L LIST & CUT LIST
-  SLOPE DIR.

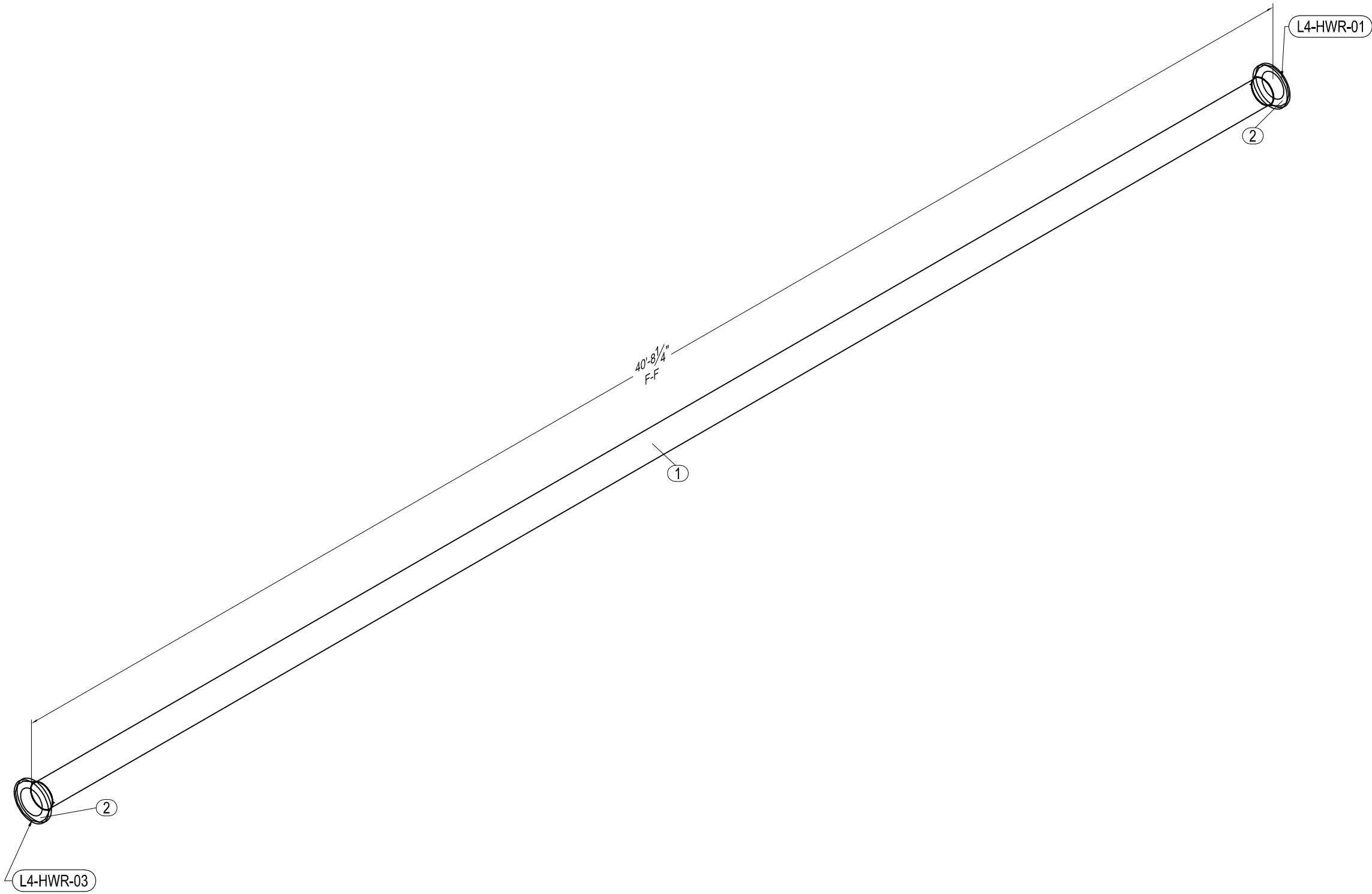
REF.PLAN: L4-HWSR-ISO-MAP

DRAWING NUMBER: L4-HWR-01



MP Bill of Material

No.	Qty	Size	Length	Item	Service
1	1	8	40'-0"	PIPE BLK STL S40 A53 ERW	HWR-SP13
2	2	8		FLANGE WN 150LB BLK STL S40 RF	HWR-SP13








LINEAR FEET OF PIPE = 40'-0"

BY: _____ DATE: _____

SLOPE VERIFICATION

BY: _____ DATE: _____

SYMBOL LEGEND

-  WELD BOX
-  SLOPE BOX
-  VALVE TAG NO.
-  MAT'L LIST & CUT LIST
-  SLOPE DIR.

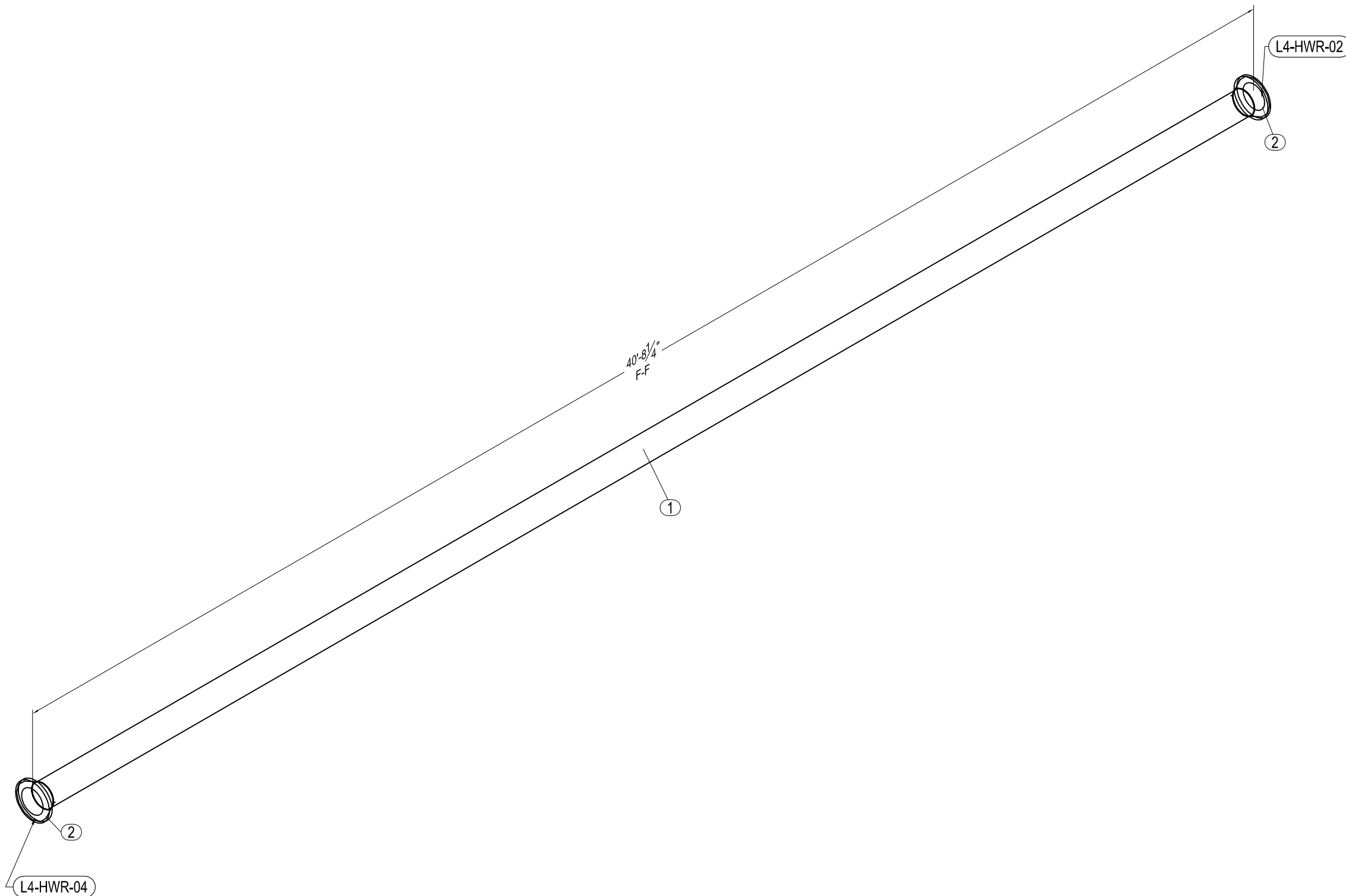
REF.PLAN: L4-HWSR-ISO-MAP

DRAWING NUMBER: L4-HWR-02



MP Bill of Material






No.	Qty	Size	Length	Item	Service
1	1	8	40'-0"	PIPE BLK STL S40 A53 ERW	HWR-SP13
2	2	8		FLANGE WN 150LB BLK STL S40 RF	HWR-SP13



LINEAR FEET OF PIPE = 40'-0"

BY:	DATE:
SLOPE VERIFICATION	
BY:	DATE:

SYMBOL LEGEND

-  WELD BOX
-  SLOPE BOX
-  VALVE TAG NO.
-  MAT'L LIST & CUT LIST
-  SLOPE DIR.

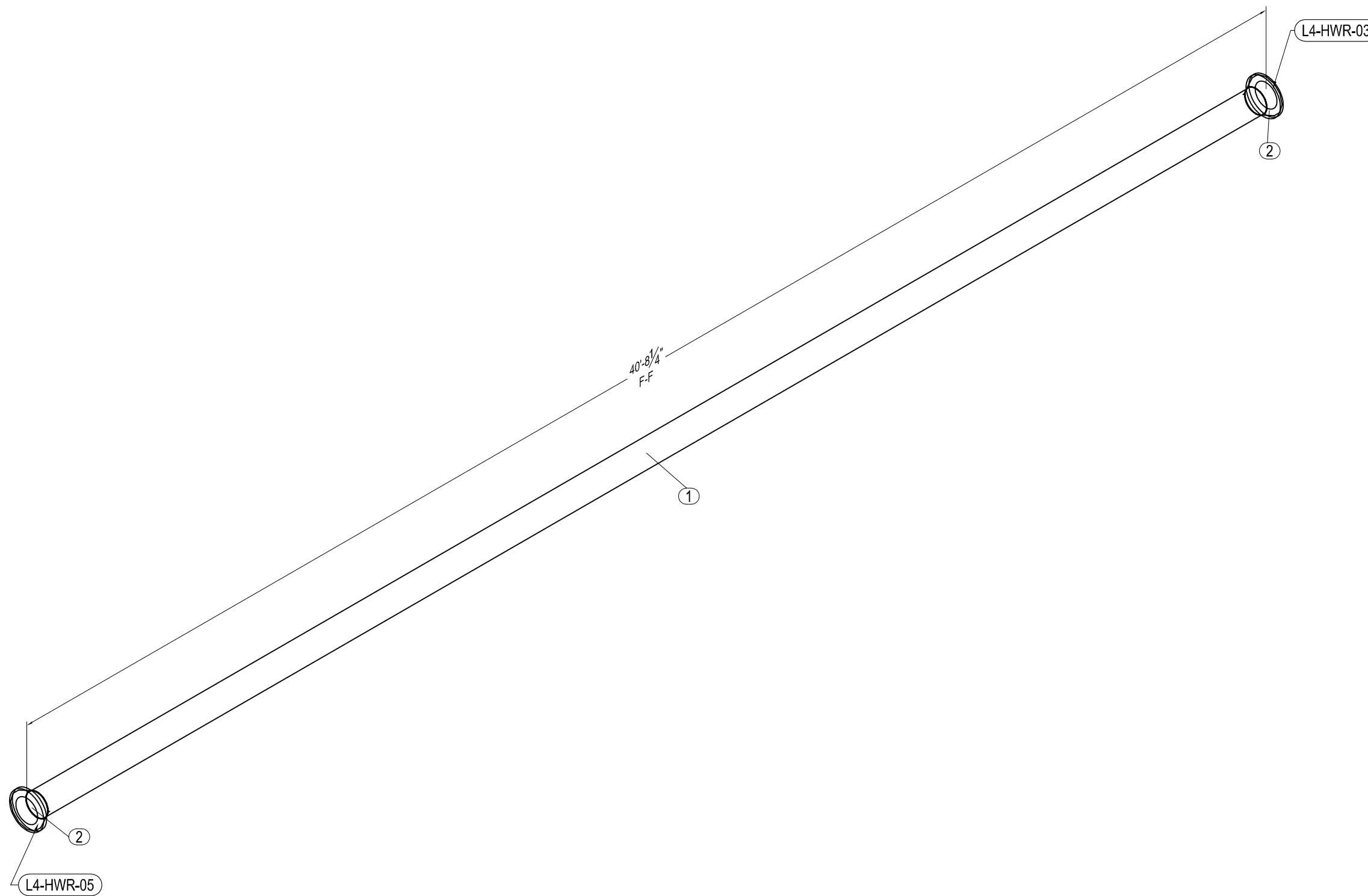
REF.PLAN: L4-HWSR-ISO-MAP

DRAWING NUMBER: L4-HWR-03



MP Bill of Material

No.	Qty	Size	Length	Item	Service
1	1	8	40'-0"	PIPE BLK STL S40 A53 ERW	HWR-SP13
2	2	8		FLANGE WN 150LB BLK STL S40 RF	HWR-SP13








LINEAR FEET OF PIPE = 40'-0"

BY: _____ DATE: _____

SLOPE VERIFICATION

BY: _____ DATE: _____

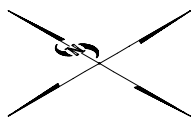
SYMBOL LEGEND

-  WELD BOX
-  SLOPE BOX
-  VALVE TAG NO.
-  MAT'L LIST & CUT LIST
-  SLOPE DIR.

REF.PLAN: L4-HWSR-ISO-MAP

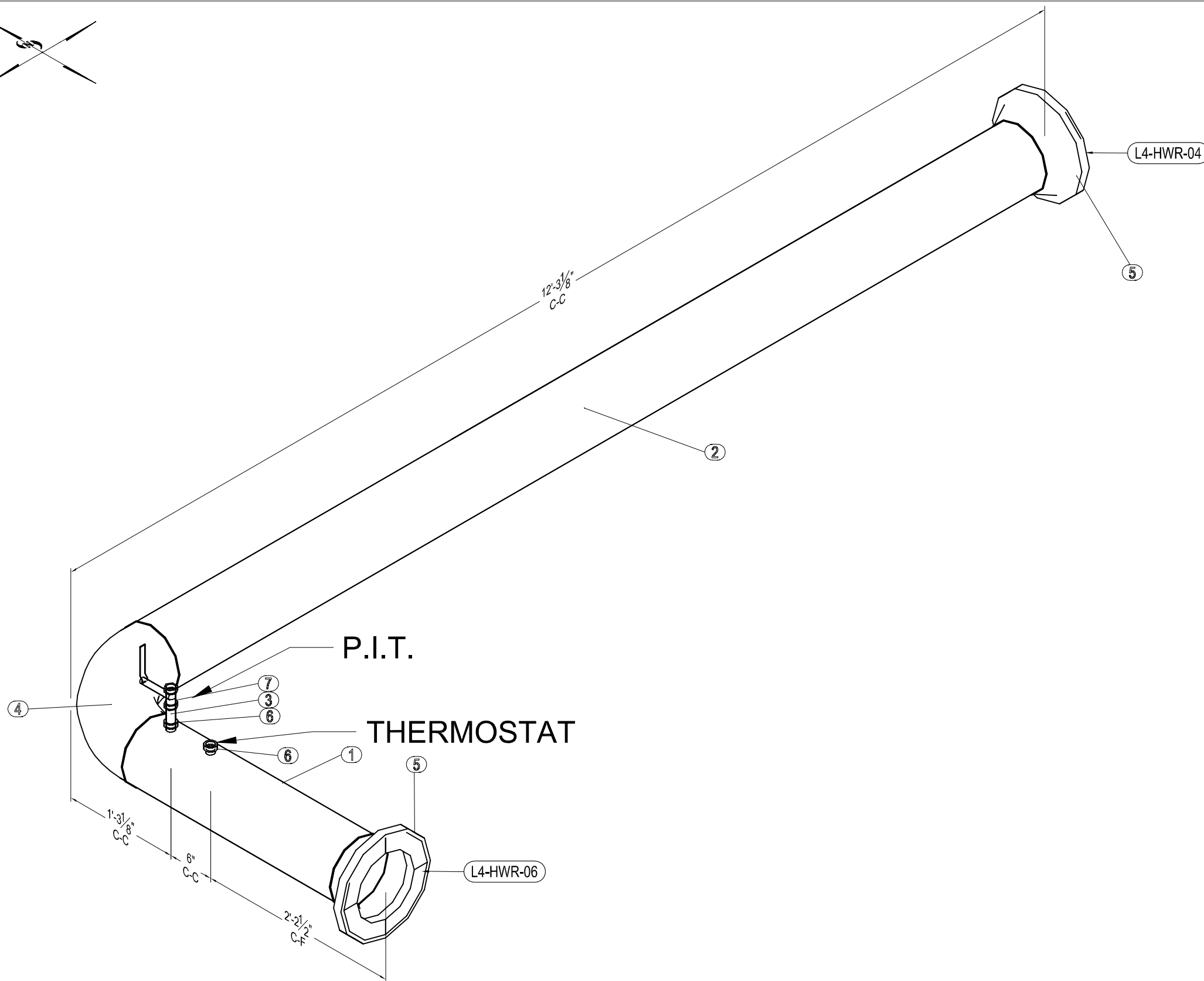
DRAWING NUMBER: L4-HWR-04





MP Bill of Material






No.	Qty	Size	Length	Item	Service
1	1	8	2'-7 5/16"	PIPE BLK STL S40 A53 ERW	HWR-SP13
2	1	8	10'-10 7/8"	PIPE BLK STL S40 A53 ERW	HWR-SP13
3	1	3/4	3"	PIPE BLK STL S80 A106 SMLS TBE	HWR-SP13
4	1	8		ELBOW 90 LR BLK STL S40 BW	HWR-SP13
5	2	8		FLANGE WN 150LB BLK STL S40 RF	HWR-SP13
6	2	3/4x8		OLET FS 3000LB THRD	HWR-SP13
7	1	3/4		Millwaukee Ball Valve BA-400S-XH	HWR-SP13




LINEAR FEET OF PIPE = 13'-9 1/4"

BY: _____ DATE: _____
 SLOPE VERIFICATION
 BY: _____ DATE: _____

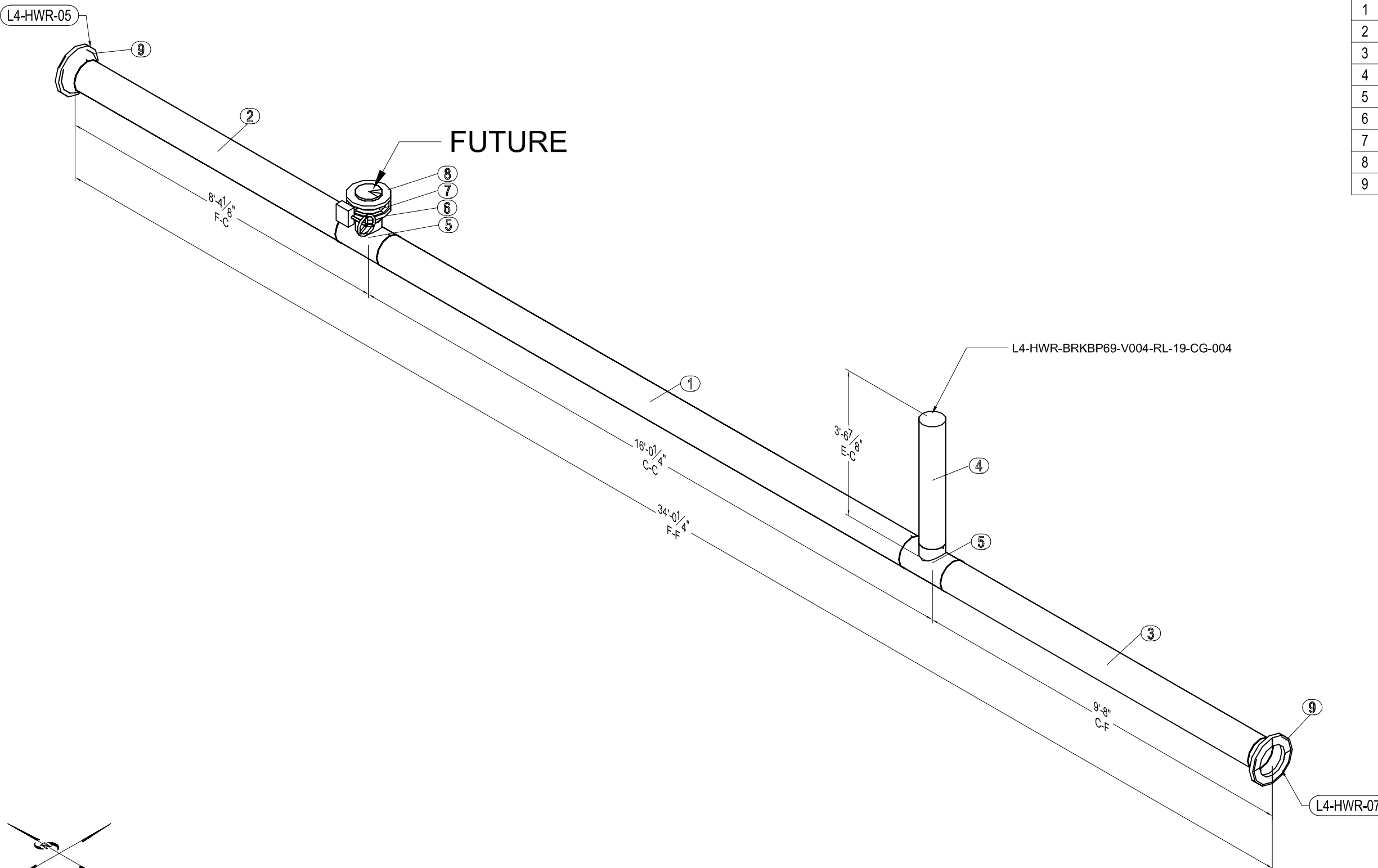
SYMBOL LEGEND

-  WELD BOX
-  SLOPE BOX
-  VALVE TAG NO.
-  MAT'L LIST & CUT LIST
-  SLOPE DIR.

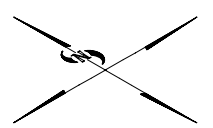
REF.PLAN: HWSR-ISO-MAP-L4
 DRAWING NUMBER: L4-HWR-05


MP Bill of Material

No.	Qty	Size	Length	Item	Service
1	1	8	14'-10"	PIPE BLK STL S40 A53 ERW	HWR-SP13
2	1	8	7'-4 7/8"	PIPE BLK STL S40 A53 ERW	HWR-SP13
3	1	8	8'-8 3/4"	PIPE BLK STL S40 A53 ERW	HWR-SP13
4	1	6	3'-0 1/8"	PIPE BLK STL S40 A53 ERW	HWR-SP13
5	2	8x6		TEE (RED) BLK STL S40 BW	HWR-SP13
6	1	6		FLANGE WN 150LB BLK STL S40 RF	HWR-SP13
7	1	6		Milwaukee BFV ML333E 2-12in	HWR-SP13
8	1	6		FLANGE BLIND 150LB BLK STL S40 RF	HWR-SP13
9	2	8		FLANGE WN 150LB BLK STL S40 RF	HWR-SP13








LINEAR FEET OF PIPE = 33'-11 3/4"



BY:	DATE:
SLOPE VERIFICATION	
BY:	DATE:

SYMBOL LEGEND

-  WELD BOX
-  SLOPE BOX
-  VALVE TAG NO.
-  MAT'L LIST & CUT LIST
-  SLOPE DIR.

REF.PLAN: HWSR-ISO-MAP-L4

DRAWING NUMBER: L4-HWR-06



L4-HWR-BRKBP69-V004-RL-19-CG-003

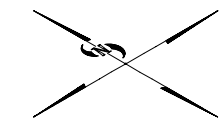
MP Bill of Material

No.	Qty	Size	Length	Item	Service
1	1	8	16'-10 5/16"	PIPE BLK STL S40 A53 ERW	HWR-SP13
2	1	8	14'-7 9/16"	PIPE BLK STL S40 A53 ERW	HWR-SP13
3	1	2	3"	PIPE BLK STL S80 A106 SMLS TBE	HWR-SP13
4	3	6	3'-0 1/8"	PIPE BLK STL S40 A53 ERW	HWR-SP13
5	1	8	3'-10 1/8"	PIPE BLK STL S40 A53 ERW	HWR-SP13
6	1	2x8		OLET FS 3000LB THRD	HWR-SP13
7	3	8x6		TEE (RED) BLK STL S40 BW	HWR-SP13
8	2	8		FLANGE WN 150LB BLK STL S40 RF	HWR-SP13
9	1	8		Milwaukee BFV ML333E 2-12in	HWR-SP13
10	1	8		FLANGE BLIND 150LB BLK STL S40 RF	HWR-SP13
11	1	2		Milwaukee Ball Valve BA-400S-XH	HWR-SP13
12	1	2		Fig. 388 Square Head Plugs (Solid)	HWR-SP13


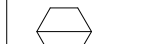
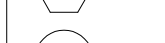


L4-HWR-BRKBP69-V004-RL-19-CG-002

L4-HWR-BRKBP69-V004-RL-19-CG-001

LINEAR FEET OF PIPE = 44'-7 1/2"



SYMBOL LEGEND

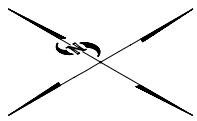
-  WELD BOX
-  SLOPE BOX
-  VALVE TAG NO.
-  MAT'L LIST & CUT LIST
-  SLOPE DIR.

BY:	DATE:
SLOPE VERIFICATION	
BY:	DATE:

REF.PLAN: HWSR-ISO-MAP-L4

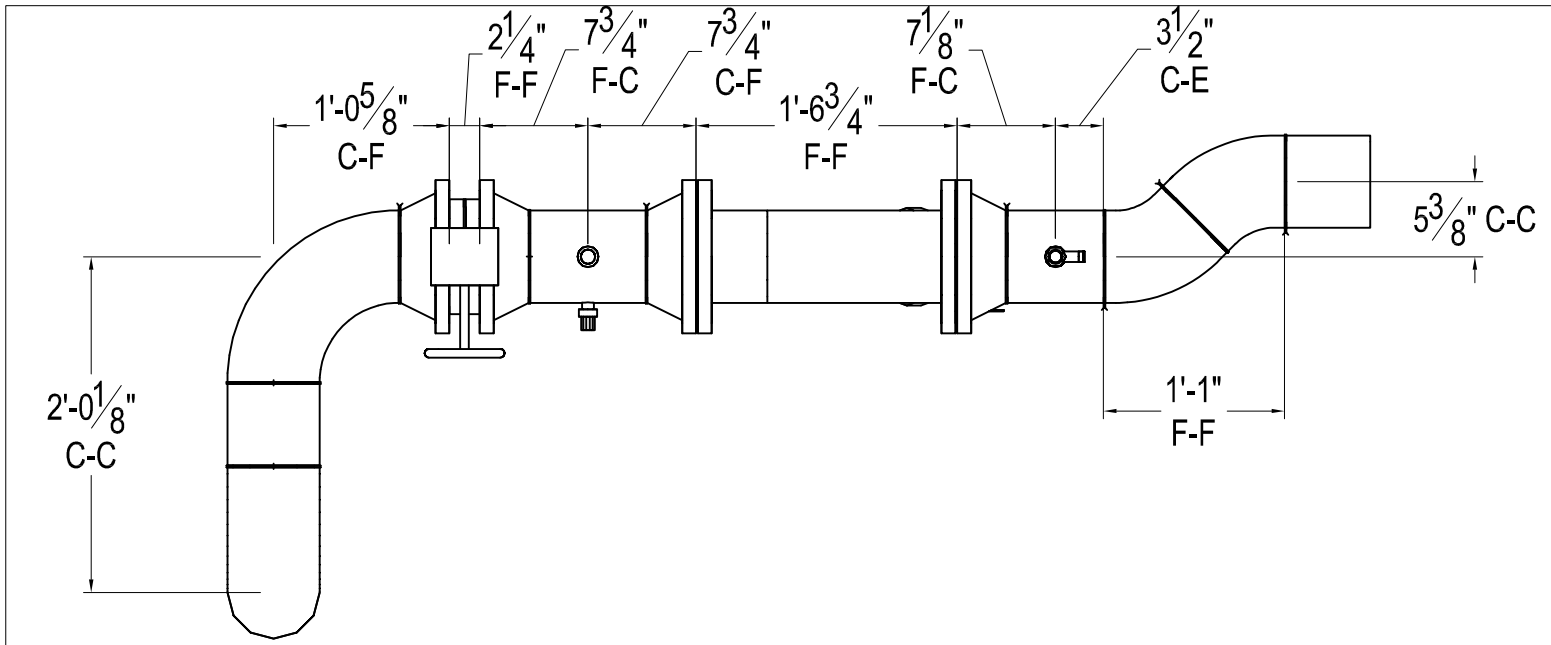
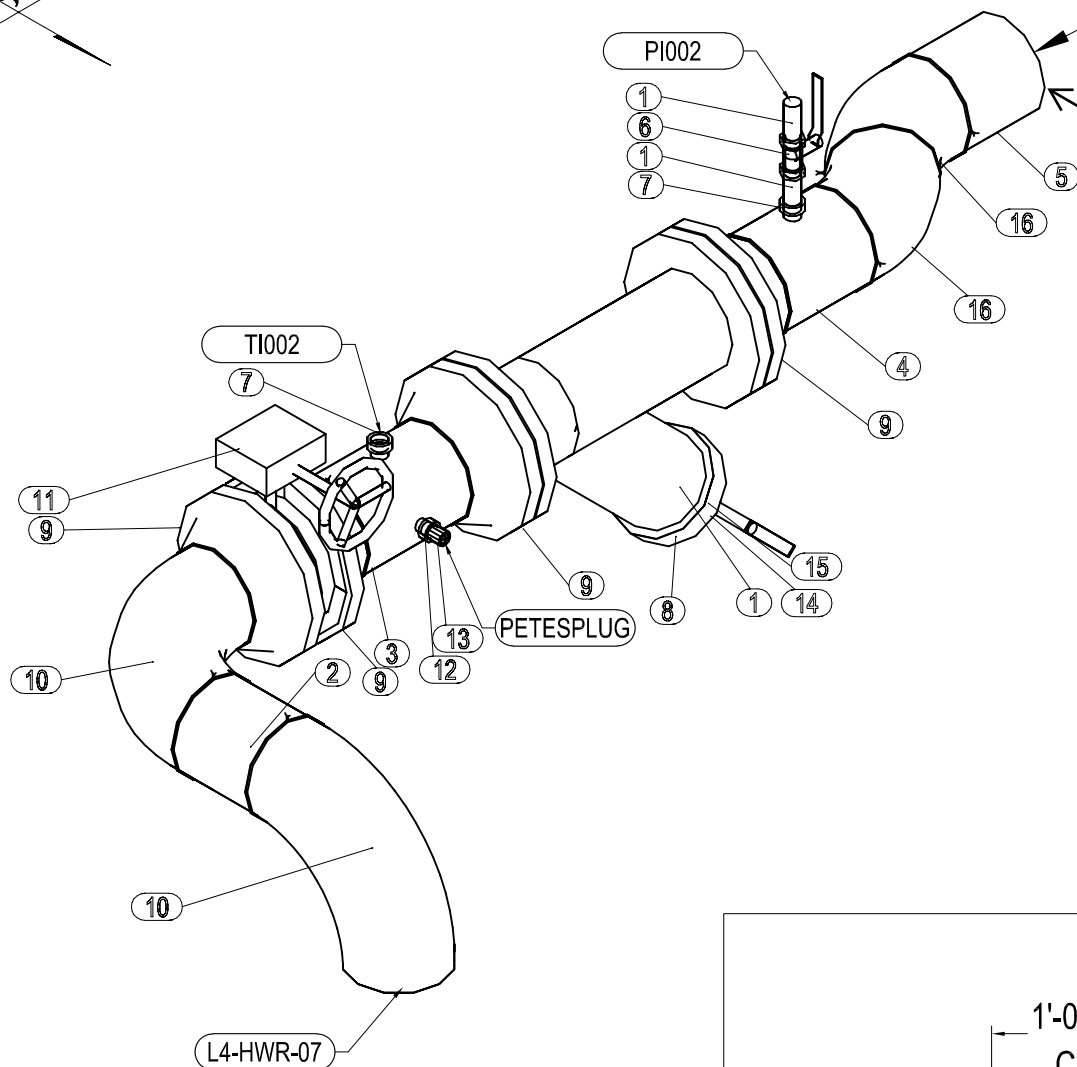
DRAWING NUMBER: L4-HWR-07





BRKBP69-V004-RL19-CG-001

GROOVE THIS
END TO EQUIP
CONNECTION



MP Bill of Material

No.	Qty	Size	Length	Item	Service
1	3	3/4	3"	PIPE BLK STL S80 A106 SMLS TBE	HWR-SP13
2	1	6	5 7/8"	PIPE BLK STL S40 A53 ERW	HWR-SP13
3	1	6	8 5/16"	PIPE BLK STL S40 A53 ERW	HWR-SP13
4	1	6	6 7/8"	PIPE BLK STL S40 A53 ERW	HWR-SP13
5	1	6	6"	PIPE BLK STL S40 A53 ERW	HWR-SP13
6	1	3/4		Milwaukee Ball Valve BA-100	HWR-SP13
7	2	3/4x6		OLET FS 3000LB THRD	HWR-SP13
8	1	6		Mueller-758	HWR-SP13
9	4	6		FLANGE WN 150LB BLK STL S40 RF	HWR-SP13
10	2	6		ELBOW 90 LR BLK STL S40 BW	HWR-SP13
11	1	6		Milwaukee BFV ML333E 2-12in	HWR-SP13
12	1	1/2x6		OLET FS 3000LB THRD	HWR-SP13
13	1	1/2		Pete's Plug II Neoprene Core	HWR-SP13
14	1	3/4		Milwaukee Ball Valve BA-400S-XH	HWR-SP13
15	1	3/4		Fig. 388 Square Head Plugs (Solid)	HWR-SP13
16	2	6		ELBOW 45 LR BLK STL S40 BW	HWR-SP13






LINEAR FEET OF PIPE = 3'-0"

ISO VIEW

PLAN VIEW

BY: _____ DATE: _____
SLOPE VERIFICATION
BY: _____ DATE: _____

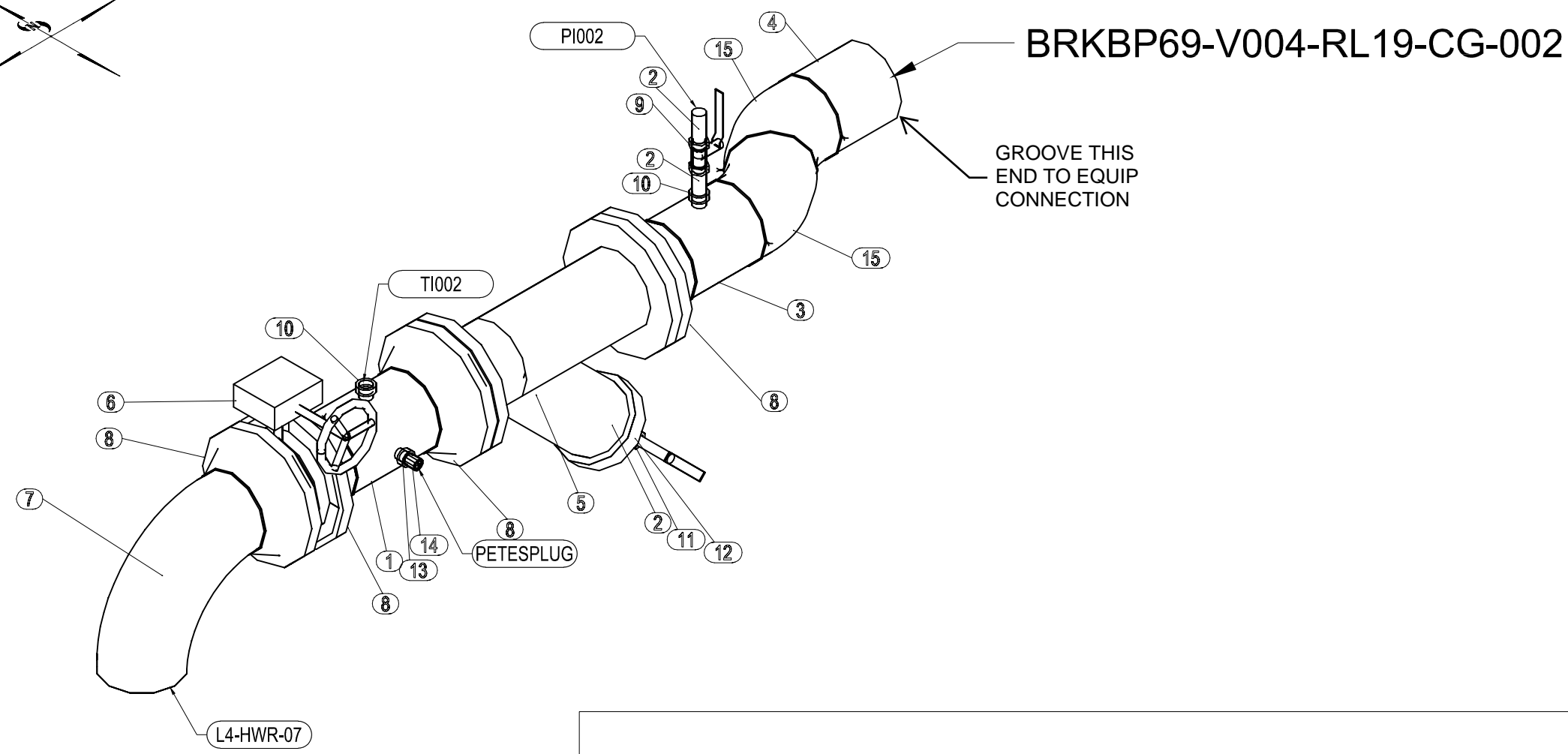
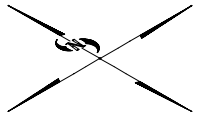
SYMBOL LEGEND

-  WELD BOX
-  SLOPE BOX
-  VALVE TAG NO.
-  MAT'L LIST & CUT LIST
-  SLOPE DIR.

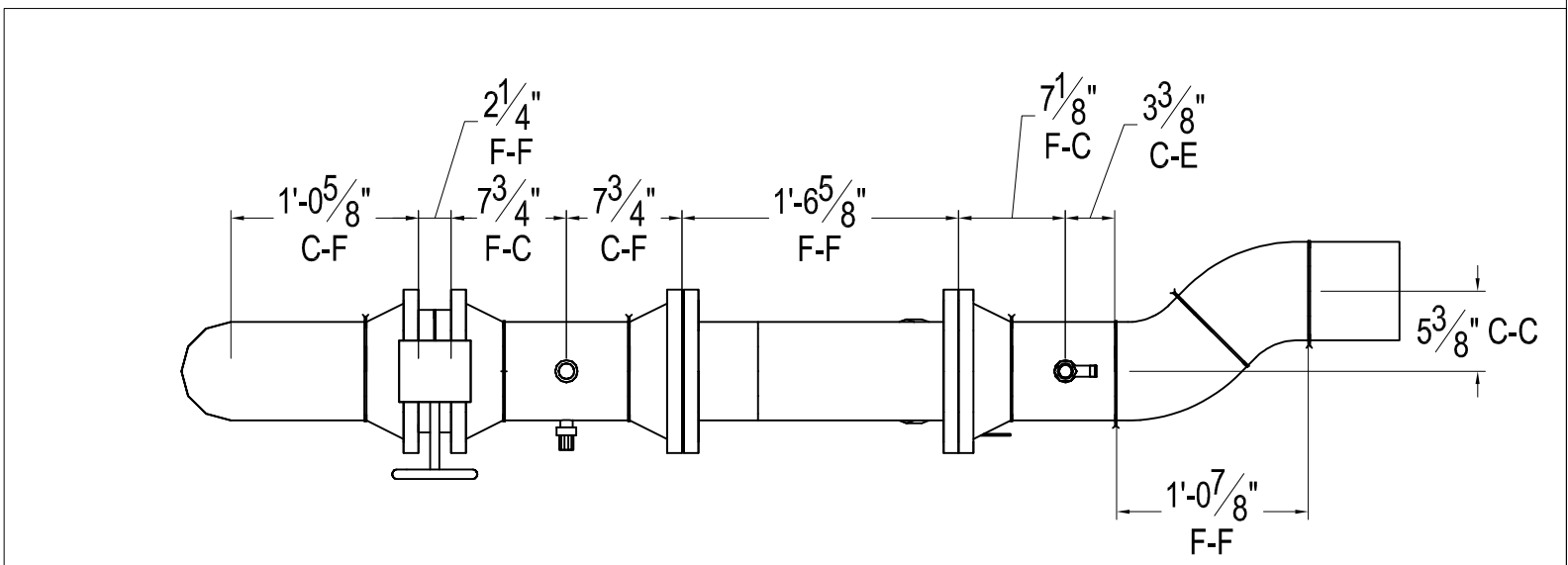
REF.PLAN: HWSR-ISO-MAP-L4

DRAWING NUMBER: L4-HWR-BRKBP69-V004-RL19-CG-001





BRKBP69-V004-RL19-CG-002



MP Bill of Material

No.	Qty	Size	Length	Item	Service
1	1	6	8 5/16"	PIPE BLK STL S40 A53 ERW	HWR-SP13
2	3	3/4	3"	PIPE BLK STL S80 A106 SMLS TBE	HWR-SP13
3	1	6	6 7/8"	PIPE BLK STL S40 A53 ERW	HWR-SP13
4	1	6	6"	PIPE BLK STL S40 A53 ERW	HWR-SP13
5	1	6		Mueller-758	HWR-SP13
6	1	6		Milwaukee BFV ML333E 2-12in	HWR-SP13
7	1	6		ELBOW 90 LR BLK STL S40 BW	HWR-SP13
8	4	6		FLANGE WN 150LB BLK STL S40 RF	HWR-SP13
9	1	3/4		Milwaukee Ball Valve BA-100	HWR-SP13
10	2	3/4x6		OLET FS 3000LB THRD	HWR-SP13
11	1	3/4		Milwaukee Ball Valve BA-400S-XH	HWR-SP13
12	1	3/4		Fig. 388 Square Head Plugs (Solid)	HWR-SP13
13	1	1/2x6		OLET FS 3000LB THRD	HWR-SP13
14	1	1/2		Pete's Plug II Neoprene Core	HWR-SP13
15	2	6		ELBOW 45 LR BLK STL S40 BW	HWR-SP13

LINEAR FEET OF PIPE = 2'-6 1/8"

ISO VIEW


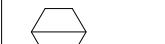



PLAN VIEW

BY: _____ DATE: _____

SLOPE VERIFICATION

BY: _____ DATE: _____

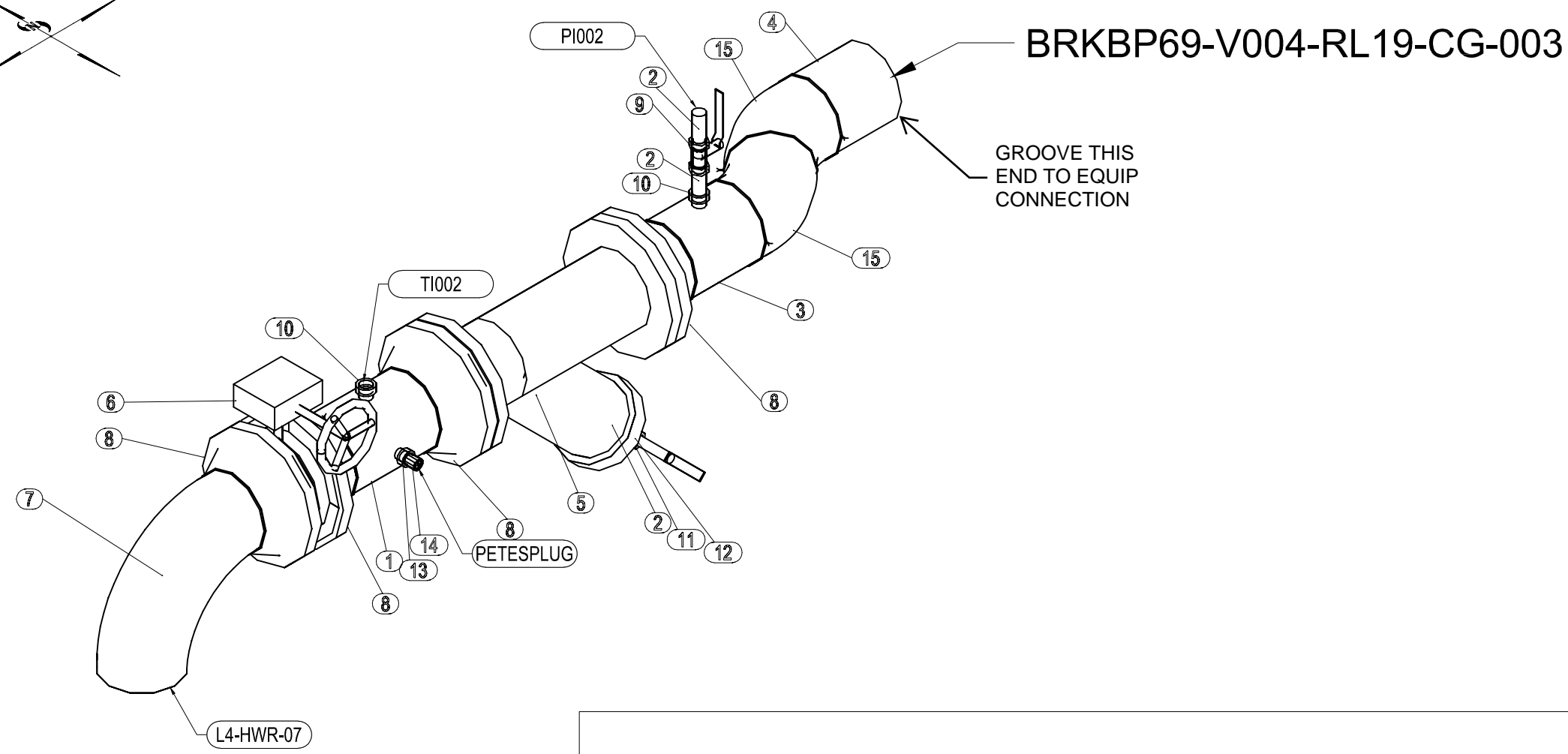
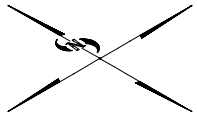
SYMBOL LEGEND

-  WELD BOX
-  SLOPE BOX
-  VALVE TAG NO.
-  MAT'L LIST & CUT LIST
-  SLOPE DIR.

REF.PLAN: HWSR-ISO-MAP-L4

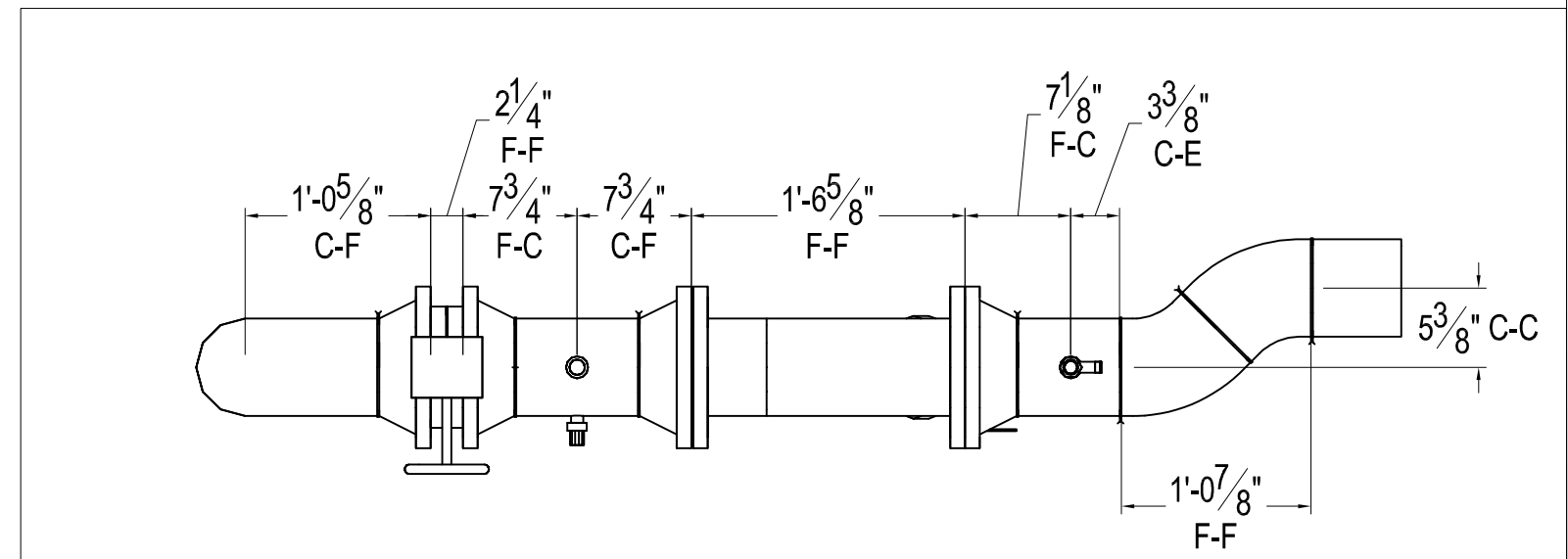
DRAWING NUMBER: L4-HWR-BRKBP69-V004-RL19-CG-002





BRKBP69-V004-RL19-CG-003

GROOVE THIS END TO EQUIP CONNECTION



ISO VIEW

PLAN VIEW

MP Bill of Material

No.	Qty	Size	Length	Item	Service
1	1	6	8 5/16"	PIPE BLK STL S40 A53 ERW	HWR-SP13
2	3	3/4	3"	PIPE BLK STL S80 A106 SMLS TBE	HWR-SP13
3	1	6	6 7/8"	PIPE BLK STL S40 A53 ERW	HWR-SP13
4	1	6	6"	PIPE BLK STL S40 A53 ERW	HWR-SP13
5	1	6		Mueller-758	HWR-SP13
6	1	6		Milwaukee BFV ML333E 2-12in	HWR-SP13
7	1	6		ELBOW 90 LR BLK STL S40 BW	HWR-SP13
8	4	6		FLANGE WN 150LB BLK STL S40 RF	HWR-SP13
9	1	3/4		Milwaukee Ball Valve BA-100	HWR-SP13
10	2	3/4x6		OLET FS 3000LB THRD	HWR-SP13
11	1	3/4		Milwaukee Ball Valve BA-400S-XH	HWR-SP13
12	1	3/4		Fig. 388 Square Head Plugs (Solid)	HWR-SP13
13	1	1/2x6		OLET FS 3000LB THRD	HWR-SP13
14	1	1/2		Pete's Plug II Neoprene Core	HWR-SP13
15	2	6		ELBOW 45 LR BLK STL S40 BW	HWR-SP13


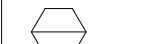



LINEAR FEET OF PIPE = 2'-6 1/8"

BY: _____ DATE: _____

SLOPE VERIFICATION

BY: _____ DATE: _____

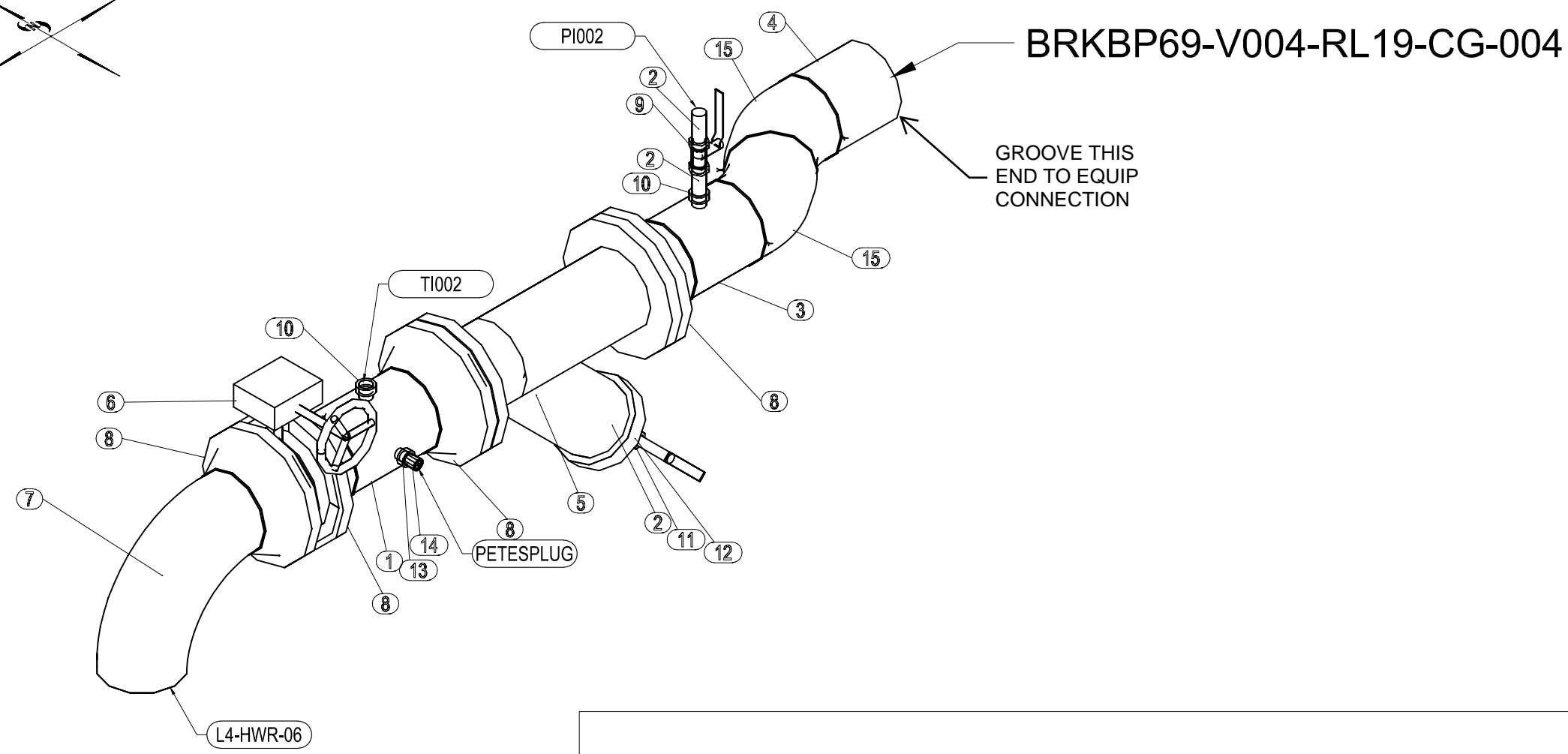
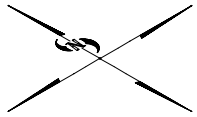
SYMBOL LEGEND

-  WELD BOX
-  SLOPE BOX
-  VALVE TAG NO.
-  MAT'L LIST & CUT LIST
-  SLOPE DIR.

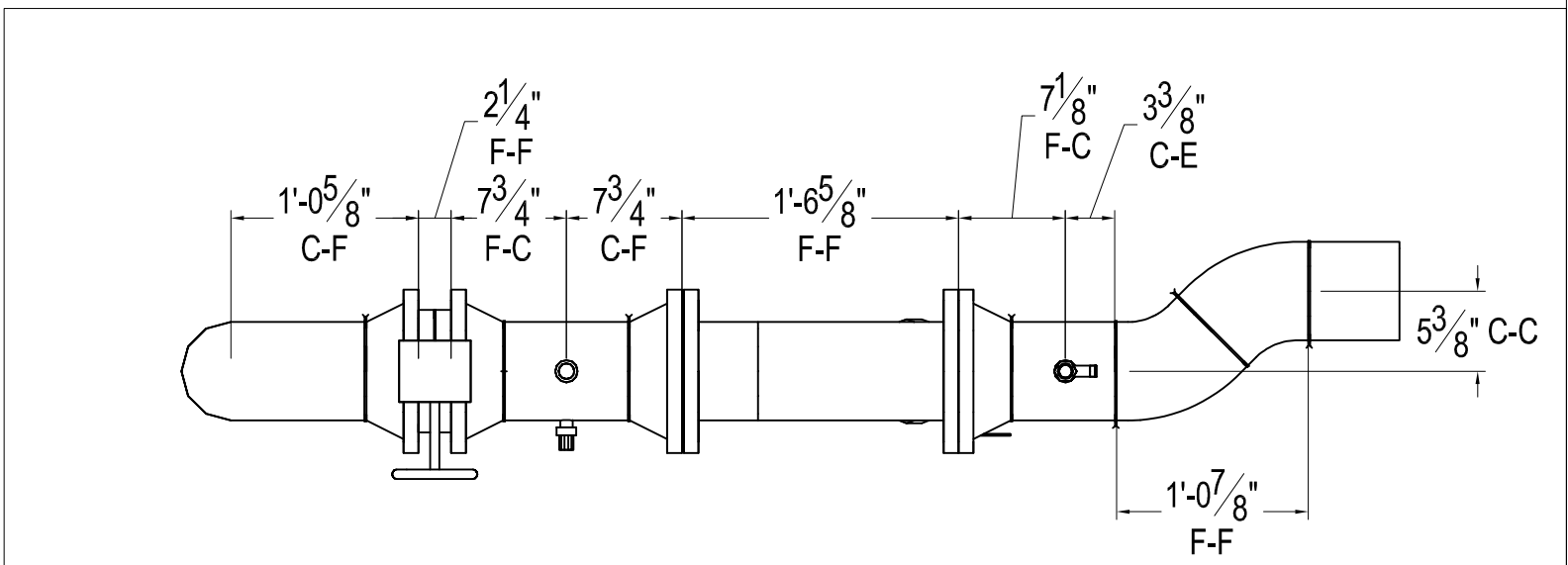
REF.PLAN: HWSR-ISO-MAP-L4

DRAWING NUMBER: L4-HWR-BRKBP69-V004-RL19-CG-003





BRKBP69-V004-RL19-CG-004



MP Bill of Material

No.	Qty	Size	Length	Item	Service
1	1	6	8 5/16"	PIPE BLK STL S40 A53 ERW	HWR-SP13
2	3	3/4	3"	PIPE BLK STL S80 A106 SMLS TBE	HWR-SP13
3	1	6	6 7/8"	PIPE BLK STL S40 A53 ERW	HWR-SP13
4	1	6	6"	PIPE BLK STL S40 A53 ERW	HWR-SP13
5	1	6		Mueller-758	HWR-SP13
6	1	6		Milwaukee BFV ML333E 2-12in	HWR-SP13
7	1	6		ELBOW 90 LR BLK STL S40 BW	HWR-SP13
8	4	6		FLANGE WN 150LB BLK STL S40 RF	HWR-SP13
9	1	3/4		Milwaukee Ball Valve BA-100	HWR-SP13
10	2	3/4x6		OLET FS 3000LB THRD	HWR-SP13
11	1	3/4		Milwaukee Ball Valve BA-400S-XH	HWR-SP13
12	1	3/4		Fig. 388 Square Head Plugs (Solid)	HWR-SP13
13	1	1/2x6		OLET FS 3000LB THRD	HWR-SP13
14	1	1/2		Pete's Plug II Neoprene Core	HWR-SP13
15	2	6		ELBOW 45 LR BLK STL S40 BW	HWR-SP13

LINEAR FEET OF PIPE = 2'-6 1/8"

ISO VIEW


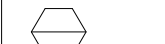



PLAN VIEW

BY: _____ DATE: _____

SLOPE VERIFICATION

BY: _____ DATE: _____

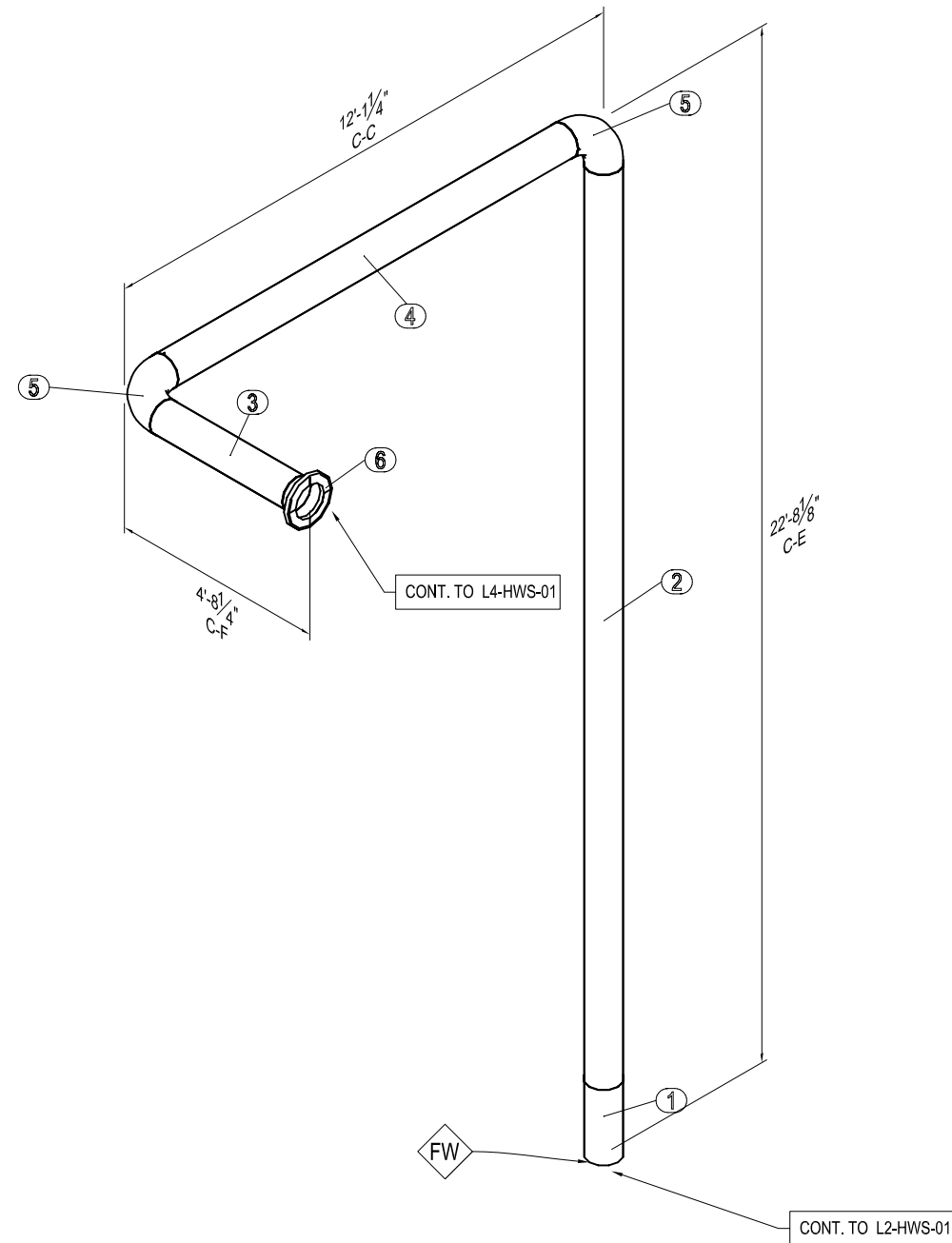
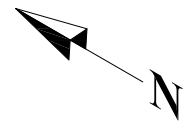
SYMBOL LEGEND

-  WELD BOX
-  SLOPE BOX
-  VALVE TAG NO.
-  MAT'L LIST & CUT LIST
-  SLOPE DIR.

REF.PLAN: HWSR-ISO-MAP-L4

DRAWING NUMBER: L4-HWR-BRKBP69-V004-RL19-CG-004





MP Bill of Material

No.	Qty	Size	Length	Item	Service
1	1	8	1'-7 13/16"	PIPE BLK STL S40 A53 ERW	HWS-SP13
2	1	8	20'-0"	PIPE BLK STL S40 A53 ERW	HWS-SP13
3	1	8	3'-4"	PIPE BLK STL S40 A53 ERW	HWS-SP13
4	1	8	10'-1"	PIPE BLK STL S40 A53 ERW	HWS-SP13
5	2	8		ELBOW 90 LR BLK STL S40 BW	HWS-SP13
6	1	8		FLANGE WN 150LB BLK STL S40 RF	HWS-SP13






LINEAR FEET OF PIPE = 35'-0 7/8"

BY: _____ DATE: _____

SLOPE VERIFICATION

BY: _____ DATE: _____

SYMBOL LEGEND

-  WELD BOX
-  SLOPE BOX
-  VALVE TAG NO.
-  MAT'L LIST & CUT LIST
-  SLOPE DIR.

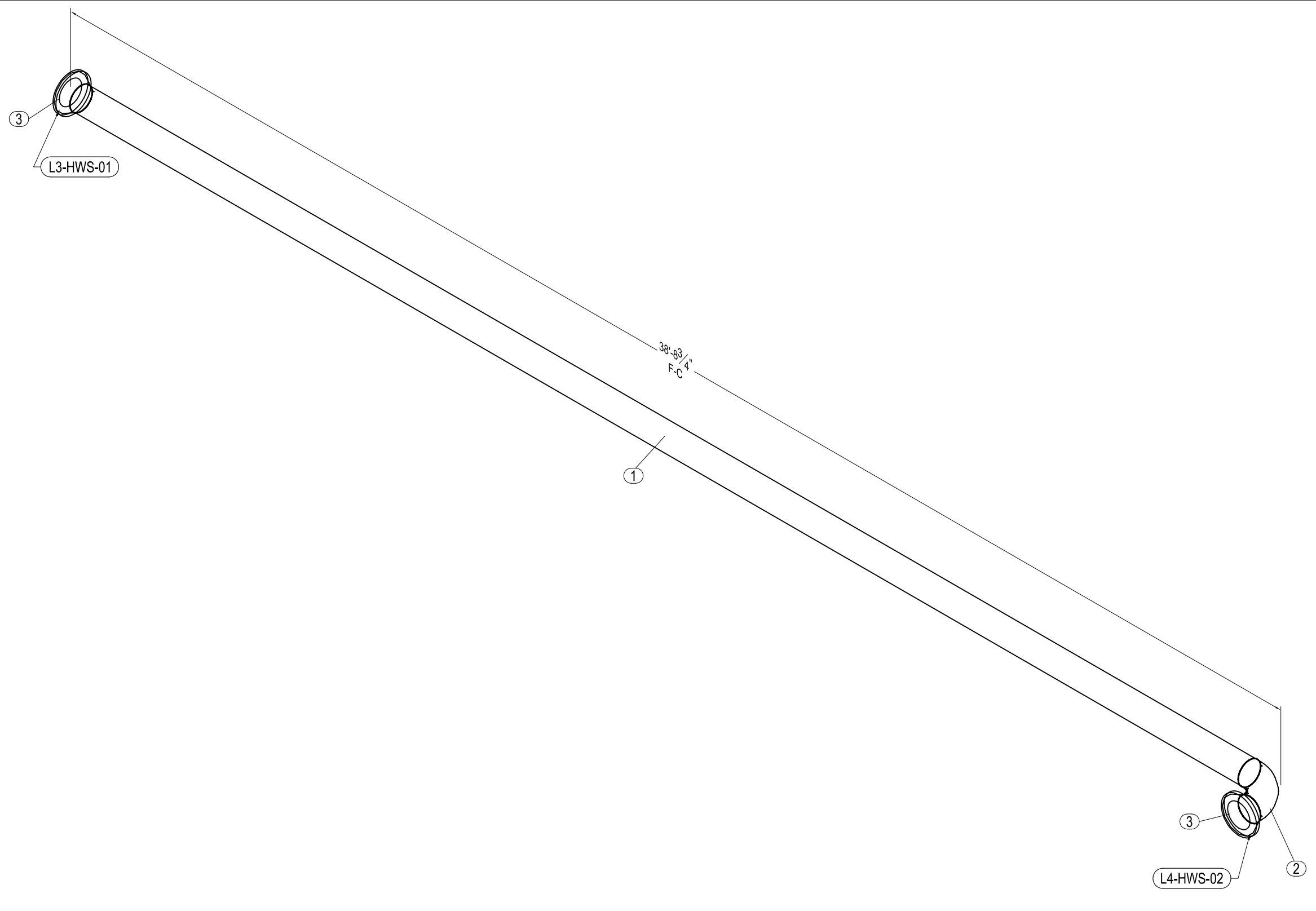
REF. PLAN: HWSR-ISO-MAP

DRAWING NUMBER: L3-HWS-01



MP Bill of Material

No.	Qty	Size	Length	Item	Service
1	1	8	37'-4 1/2"	PIPE BLK STL S40 A53 ERW	HWS-SP13
2	1	8		ELBOW 90 LR BLK STL S40 BW	HWS-SP13
3	2	8		FLANGE WN 150LB BLK STL S40 RF	HWS-SP13



LINEAR FEET OF PIPE = 37'-4 1/2"

BY:	DATE:
SLOPE VERIFICATION	
BY:	DATE:

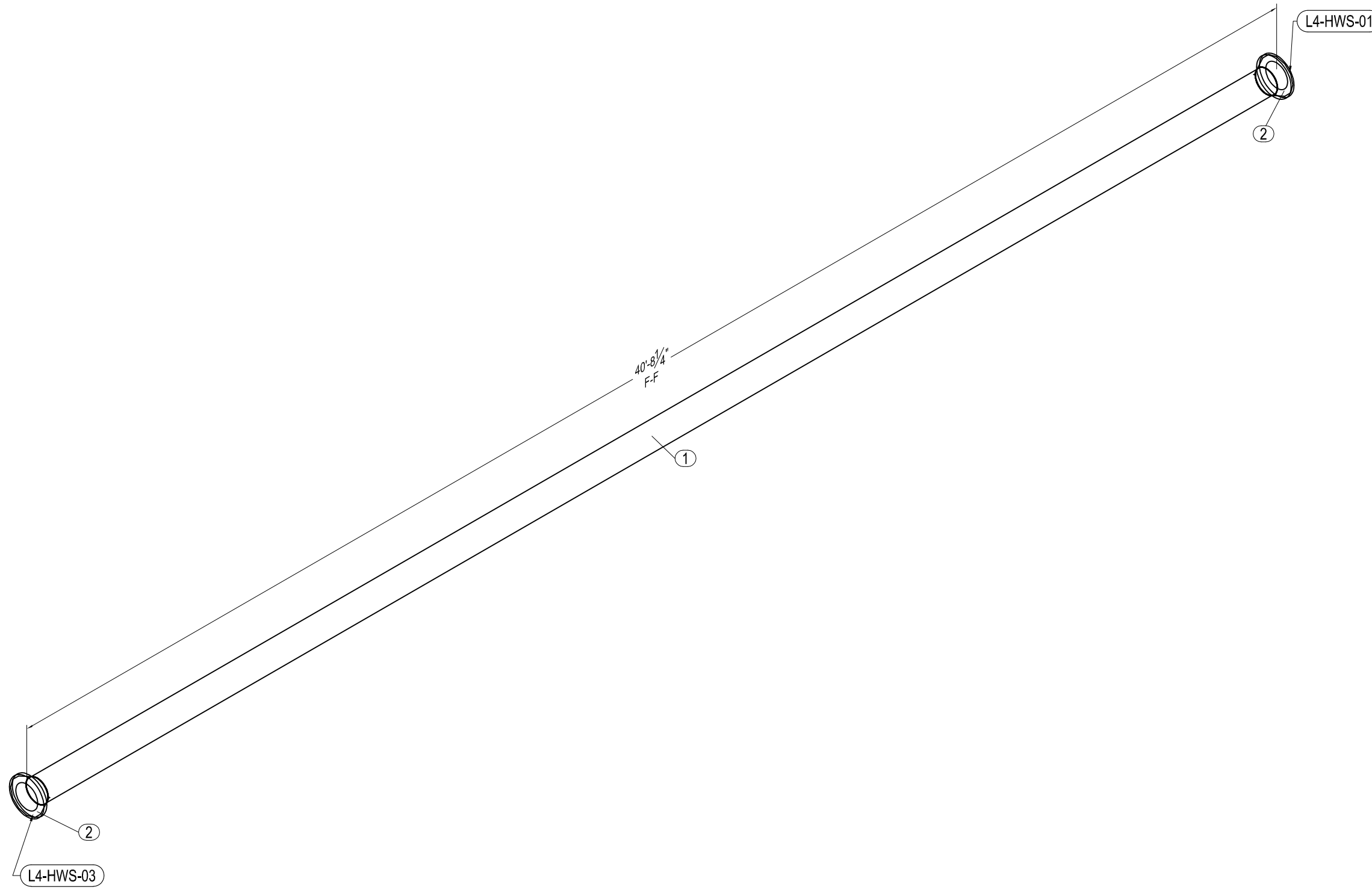
SYMBOL LEGEND

	WELD BOX
	SLOPE BOX
	VALVE TAG NO.
	MAT'L LIST & CUT LIST
	SLOPE DIR.

REF.PLAN:	L4-HWSR-ISO-MAP
DRAWING NUMBER:	L4-HWS-01

MP Bill of Material






No.	Qty	Size	Length	Item	Service
1	1	8	40'-0"	PIPE BLK STL S40 A53 ERW	HWS-SP13
2	2	8		FLANGE WN 150LB BLK STL S40 RF	HWS-SP13



LINEAR FEET OF PIPE = 40'-0"

BY:	DATE:
SLOPE VERIFICATION	
BY:	DATE:

SYMBOL LEGEND

-  WELD BOX
-  SLOPE BOX
-  VALVE TAG NO.
-  MAT'L LIST & CUT LIST
-  SLOPE DIR.

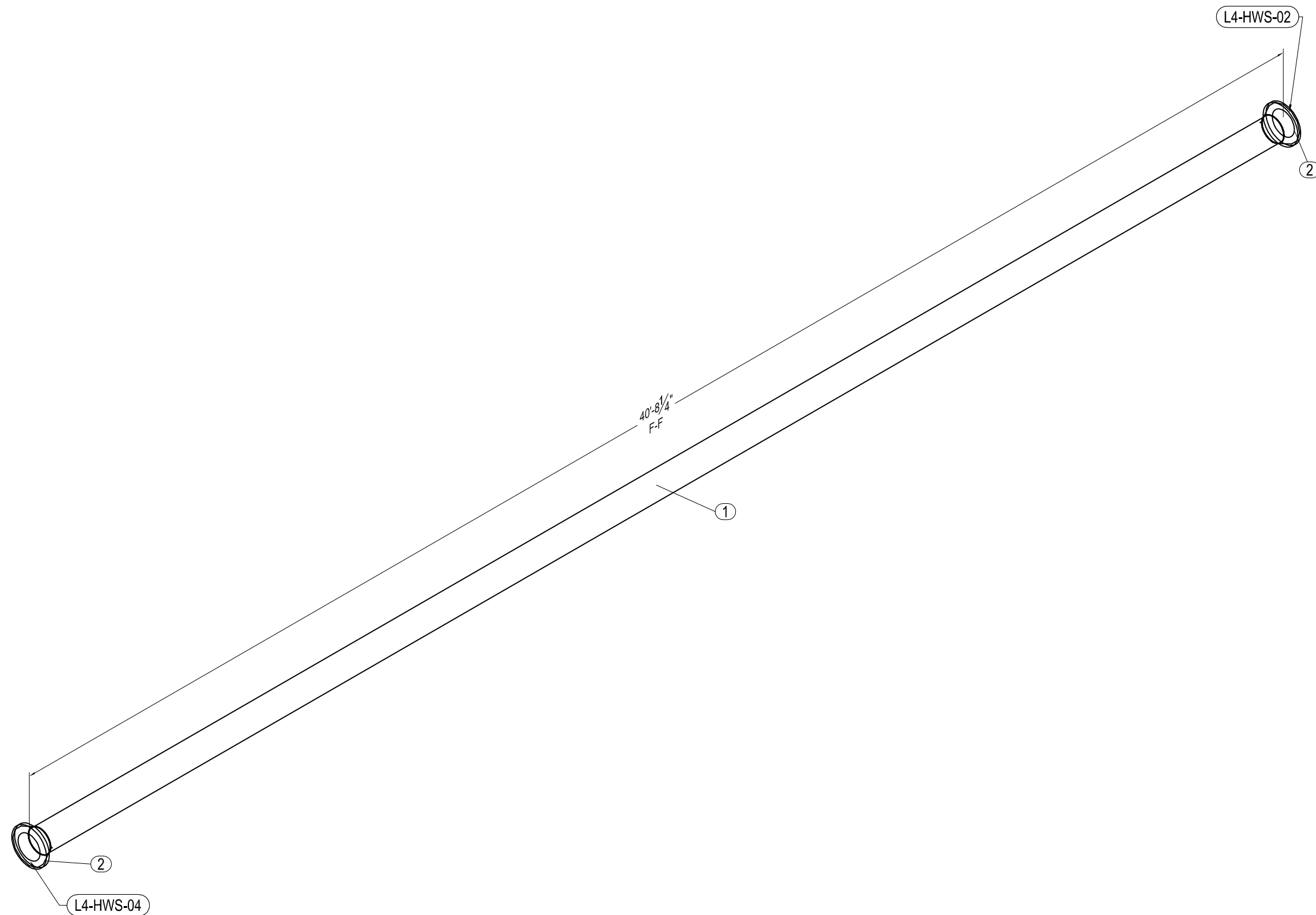
REF.PLAN: L4-HWSR-ISO-MAP

DRAWING NUMBER: L4-HWS-02








MP Bill of Material

No.	Qty	Size	Length	Item	Service
1	1	8	40'-0"	PIPE BLK STL S40 A53 ERW	HWS-SP13
2	2	8		FLANGE WN 150LB BLK STL S40 RF	HWS-SP13



LINEAR FEET OF PIPE = 40'-0"

SYMBOL LEGEND

-  WELD BOX
-  SLOPE BOX
-  VALVE TAG NO.
-  MAT'L LIST & CUT LIST
-  SLOPE DIR.

REF.PLAN: L4-HWSR-ISO-MAP

DRAWING NUMBER: L4-HWS-03



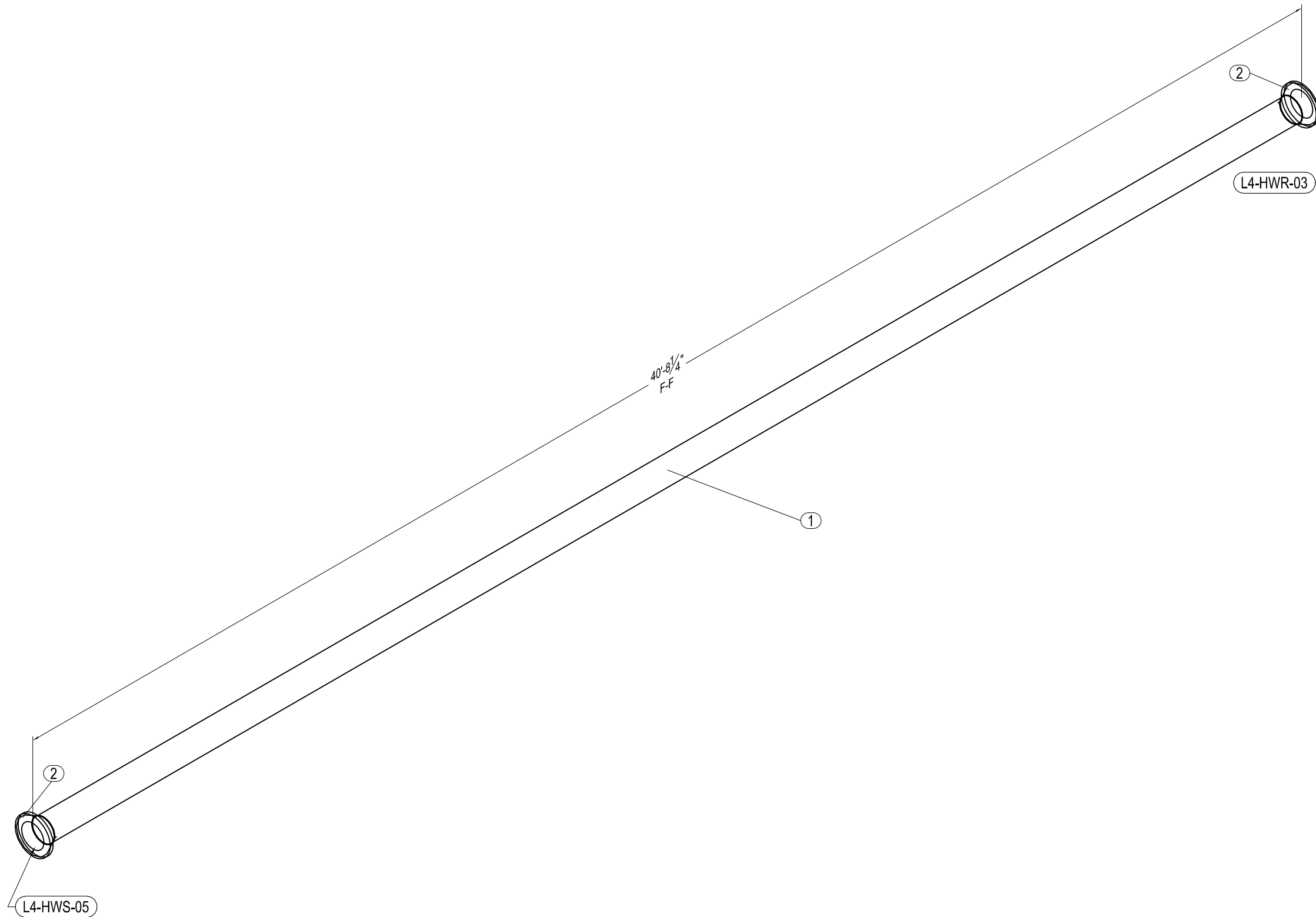
BY: _____ DATE: _____

SLOPE VERIFICATION

BY: _____ DATE: _____

MP Bill of Material

No.	Qty	Size	Length	Item	Service
1	1	8	40'-0"	PIPE BLK STL S40 A53 ERW	HWS-SP13
2	2	8		FLANGE WN 150LB BLK STL S40 RF	HWS-SP13








LINEAR FEET OF PIPE = 40'-0"

BY: _____ DATE: _____

SLOPE VERIFICATION

BY: _____ DATE: _____

SYMBOL LEGEND

-  WELD BOX
-  SLOPE BOX
-  VALVE TAG NO.
-  MAT'L LIST & CUT LIST
-  SLOPE DIR.

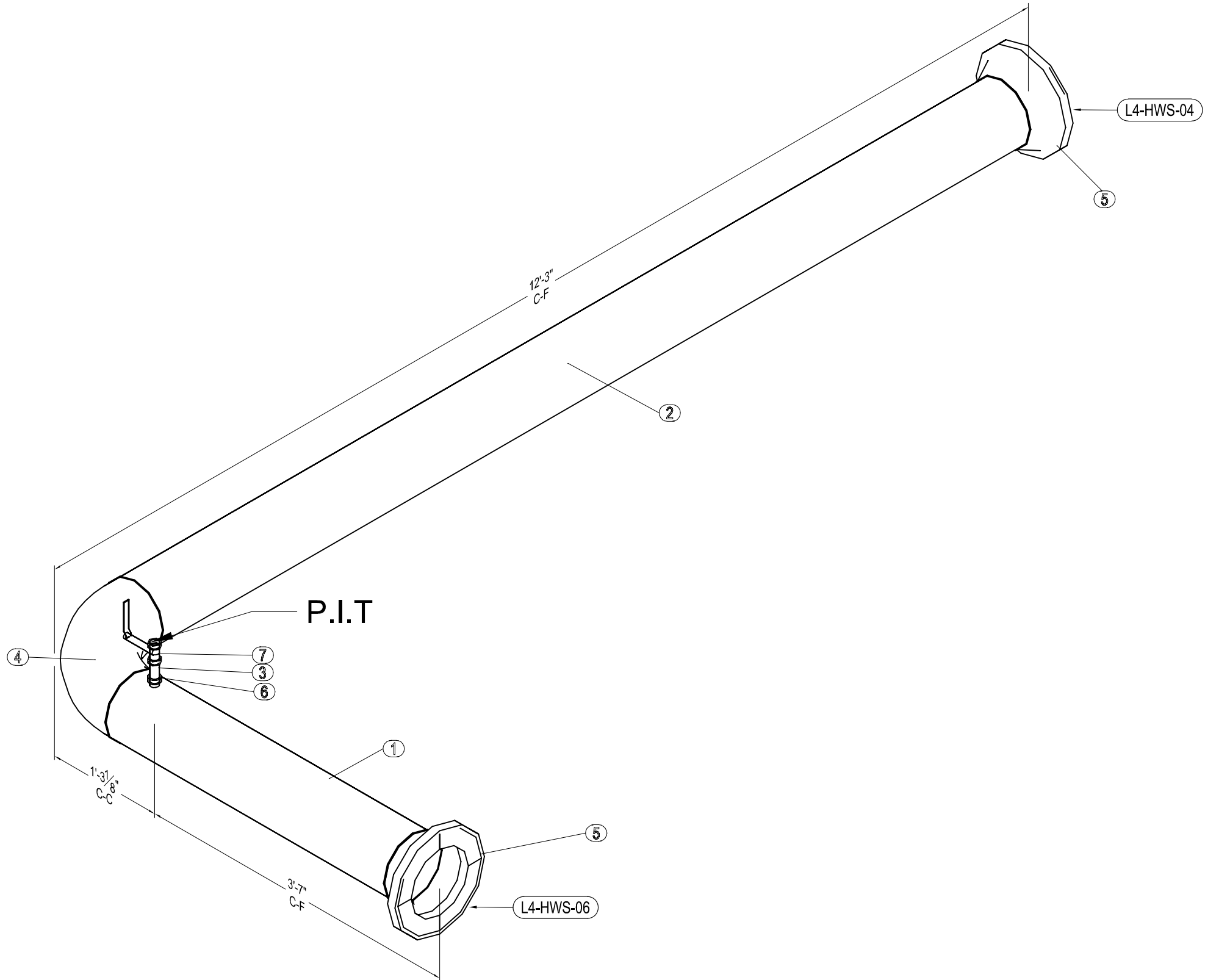
REF.PLAN: L4-HWSR-ISO-MAP

DRAWING NUMBER: L4-HWS-04



MP Bill of Material






No.	Qty	Size	Length	Item	Service
1	1	8	3'-5 15/16"	PIPE BLK STL S40 A53 ERW	HWS-SP13
2	1	8	10'-10 13/16"	PIPE BLK STL S40 A53 ERW	HWS-SP13
3	1	3/4	3"	PIPE BLK STL S80 A106 SMLS TBE	HWS-SP13
4	1	8		ELBOW 90 LR BLK STL S40 BW	HWS-SP13
5	2	8		FLANGE WN 150LB BLK STL S40 RF	HWS-SP13
6	1	3/4x8		OLET FS 3000LB THRD	HWS-SP13
7	1	3/4		Millwaukee Ball Valve BA-400S-XH	HWS-SP13



LINEAR FEET OF PIPE = 14'-7 3/4"

BY:	DATE:
SLOPE VERIFICATION	
BY:	DATE:

SYMBOL LEGEND

-  WELD BOX
-  SLOPE BOX
-  VALVE TAG NO.
-  MAT'L LIST & CUT LIST
-  SLOPE DIR.

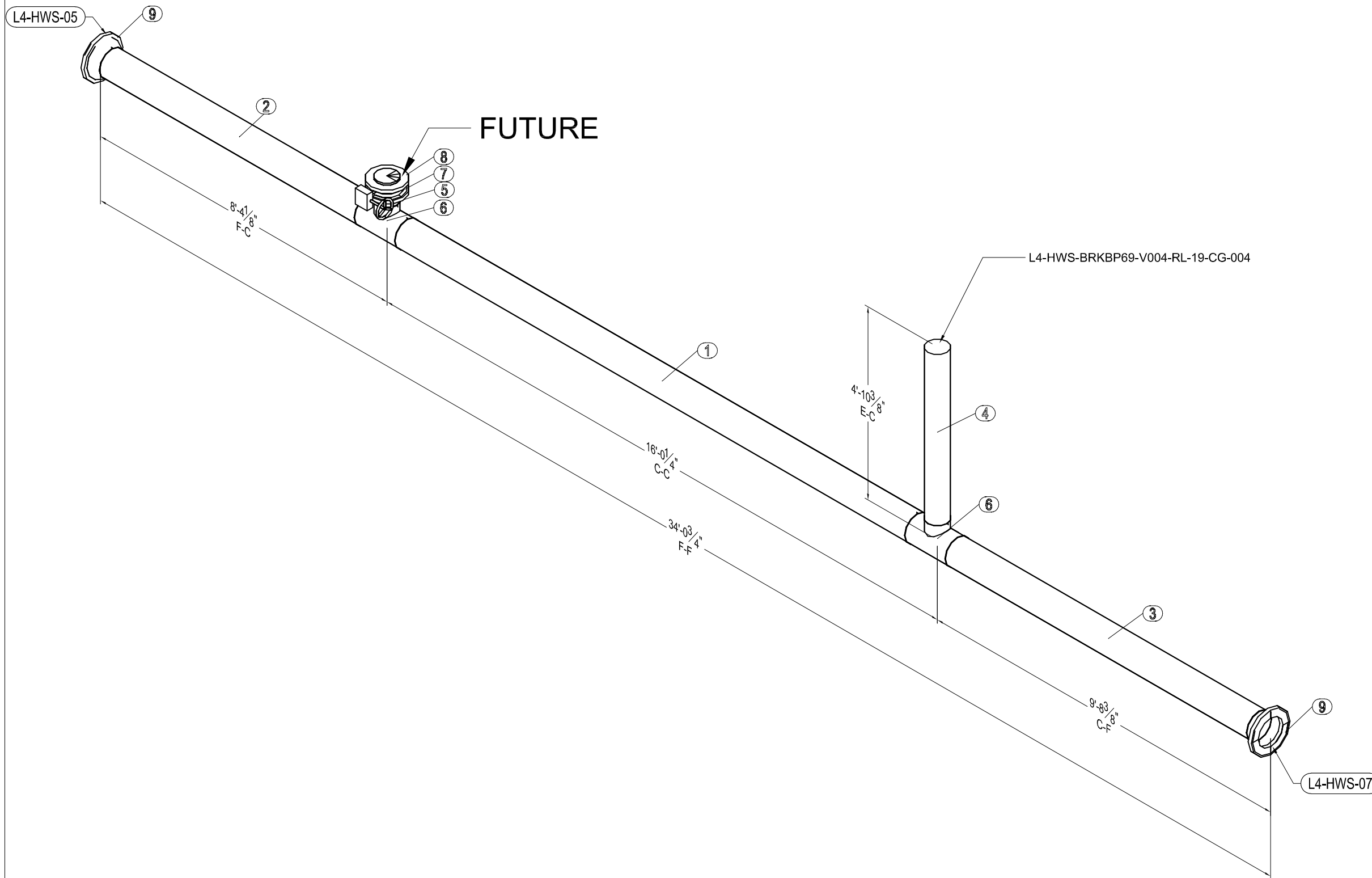
REF.PLAN: HWSR-ISO-MAP-L4

DRAWING NUMBER: L4-HWS-05








MP Bill of Material

No.	Qty	Size	Length	Item	Service
1	1	8	14'-10"	PIPE BLK STL S40 A53 ERW	HWS-SP13
2	1	8	7'-4 7/8"	PIPE BLK STL S40 A53 ERW	HWS-SP13
3	1	8	8'-9 1/8"	PIPE BLK STL S40 A53 ERW	HWS-SP13
4	1	6	4'-3 5/8"	PIPE BLK STL S40 A53 ERW	HWS-SP13
5	1	6		FLANGE WN 150LB BLK STL S40 RF	HWS-SP13
6	2	8x6		TEE (RED) BLK STL S40 BW	HWS-SP13
7	1	6		Milwaukee BFV ML333E 2-12in	HWS-SP13
8	1	6		FLANGE BLIND 150LB BLK STL S40 RF	HWS-SP13
9	2	8		FLANGE WN 150LB BLK STL S40 RF	HWS-SP13



LINEAR FEET OF PIPE = 35'-3 5/8"

SYMBOL LEGEND

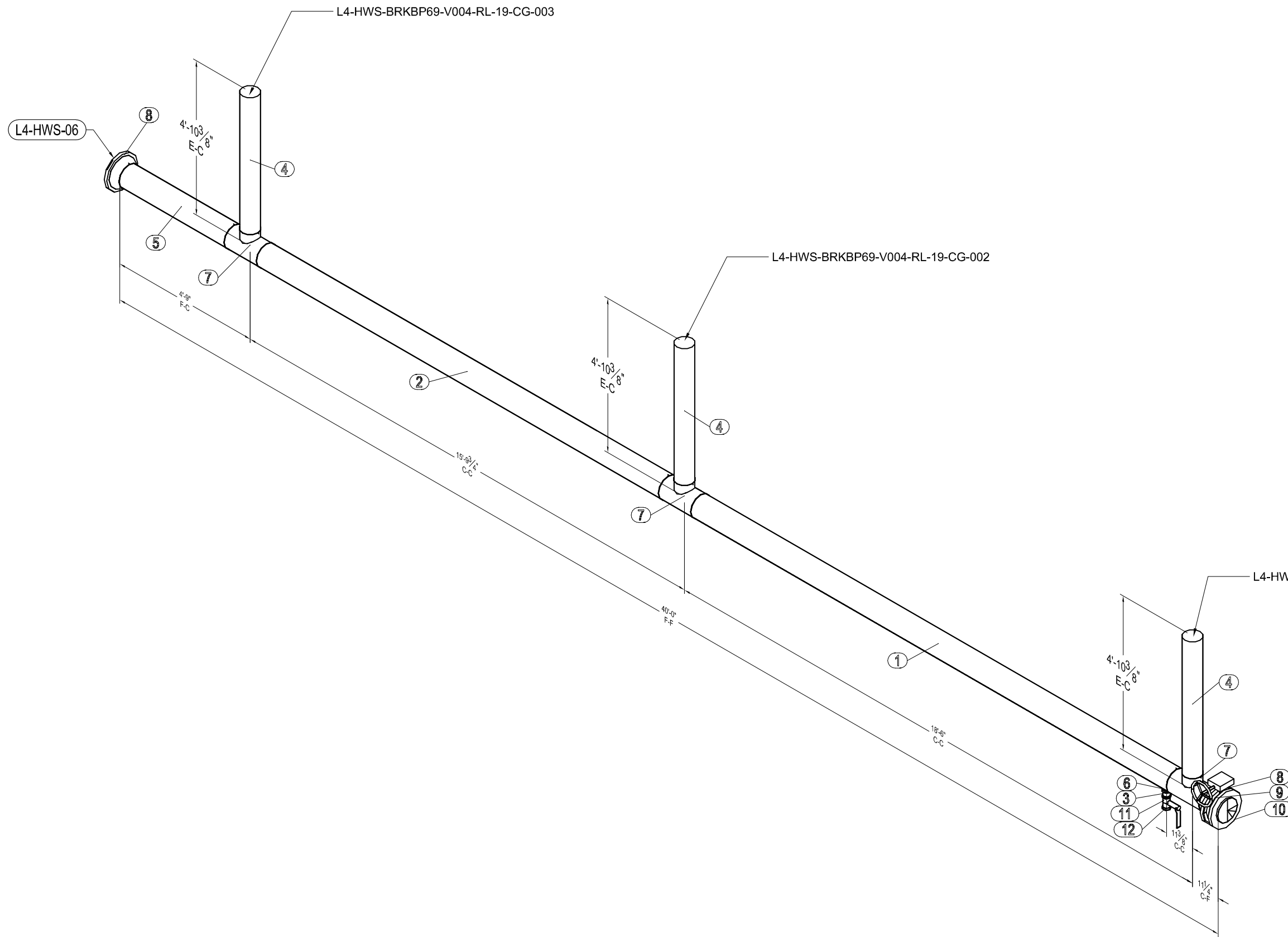
-  WELD BOX
-  SLOPE BOX
-  VALVE TAG NO.
-  MAT'L LIST & CUT LIST
-  SLOPE DIR.

BY:	DATE:
SLOPE VERIFICATION	
BY:	DATE:

REF.PLAN: HWSR-ISO-MAP-L4

DRAWING NUMBER: L4-HWS-06




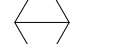
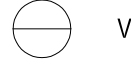




MP Bill of Material

No.	Qty	Size	Length	Item	Service
1	1	8	17'-3 11/16"	PIPE BLK STL S40 A53 ERW	HWS-SP13
2	1	8	14'-7 9/16"	PIPE BLK STL S40 A53 ERW	HWS-SP13
3	1	2	3"	PIPE BLK STL S80 A106 SMLS TBE	HWS-SP13
4	3	6	4'-3 5/8"	PIPE BLK STL S40 A53 ERW	HWS-SP13
5	1	8	3'-9 3/4"	PIPE BLK STL S40 A53 ERW	HWS-SP13
6	1	2x8		OLET FS 3000LB THRD	HWS-SP13
7	3	8x6		TEE (RED) BLK STL S40 BW	HWS-SP13
8	2	8		FLANGE WN 150LB BLK STL S40 RF	HWS-SP13
9	1	8		Milwaukee BFV ML333E 2-12in	HWS-SP13
10	1	8		FLANGE BLIND 150LB BLK STL S40 RF	HWS-SP13
11	1	2		Milwaukee Ball Valve BA-400S-XH	HWS-SP13
12	1	2		Fig. 388 Square Head Plugs (Solid)	HWS-SP13

LINEAR FEET OF PIPE = 48'-11"

SYMBOL LEGEND

-  WELD BOX
-  SLOPE BOX
-  VALVE TAG NO.
-  MAT'L LIST & CUT LIST
-  SLOPE DIR.

BY: _____ DATE: _____

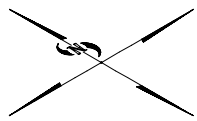
SLOPE VERIFICATION

BY: _____ DATE: _____

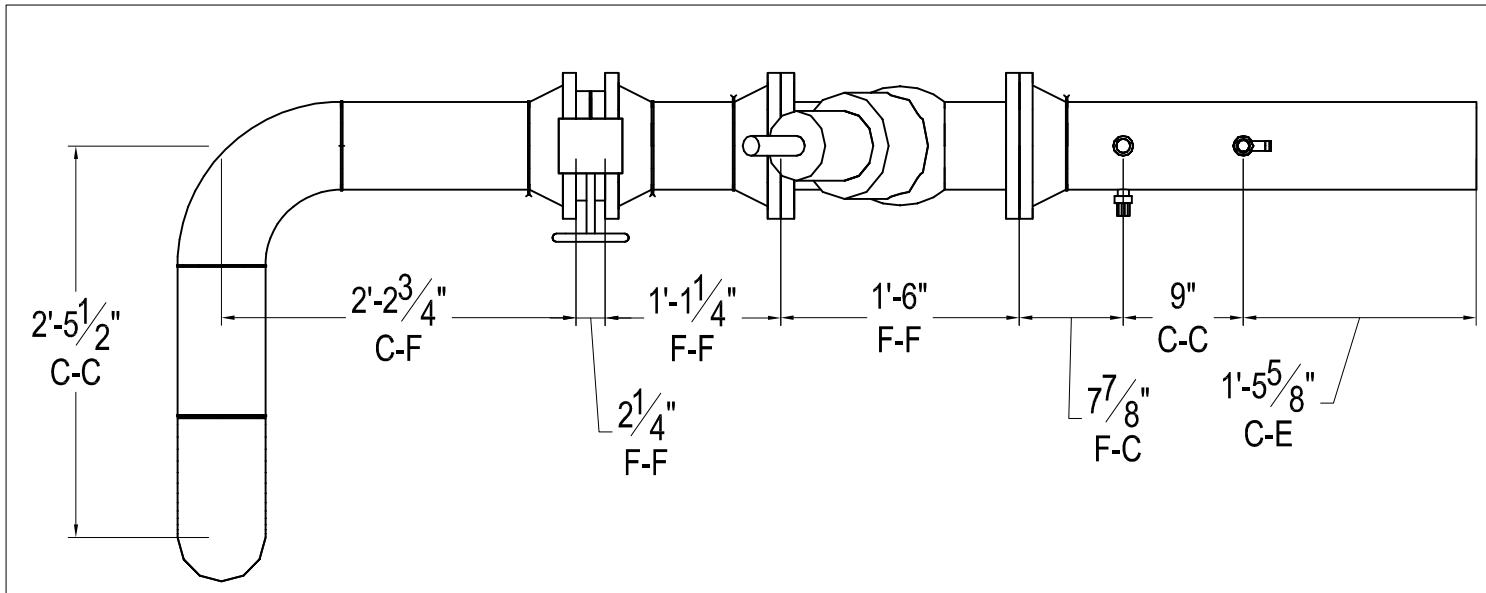
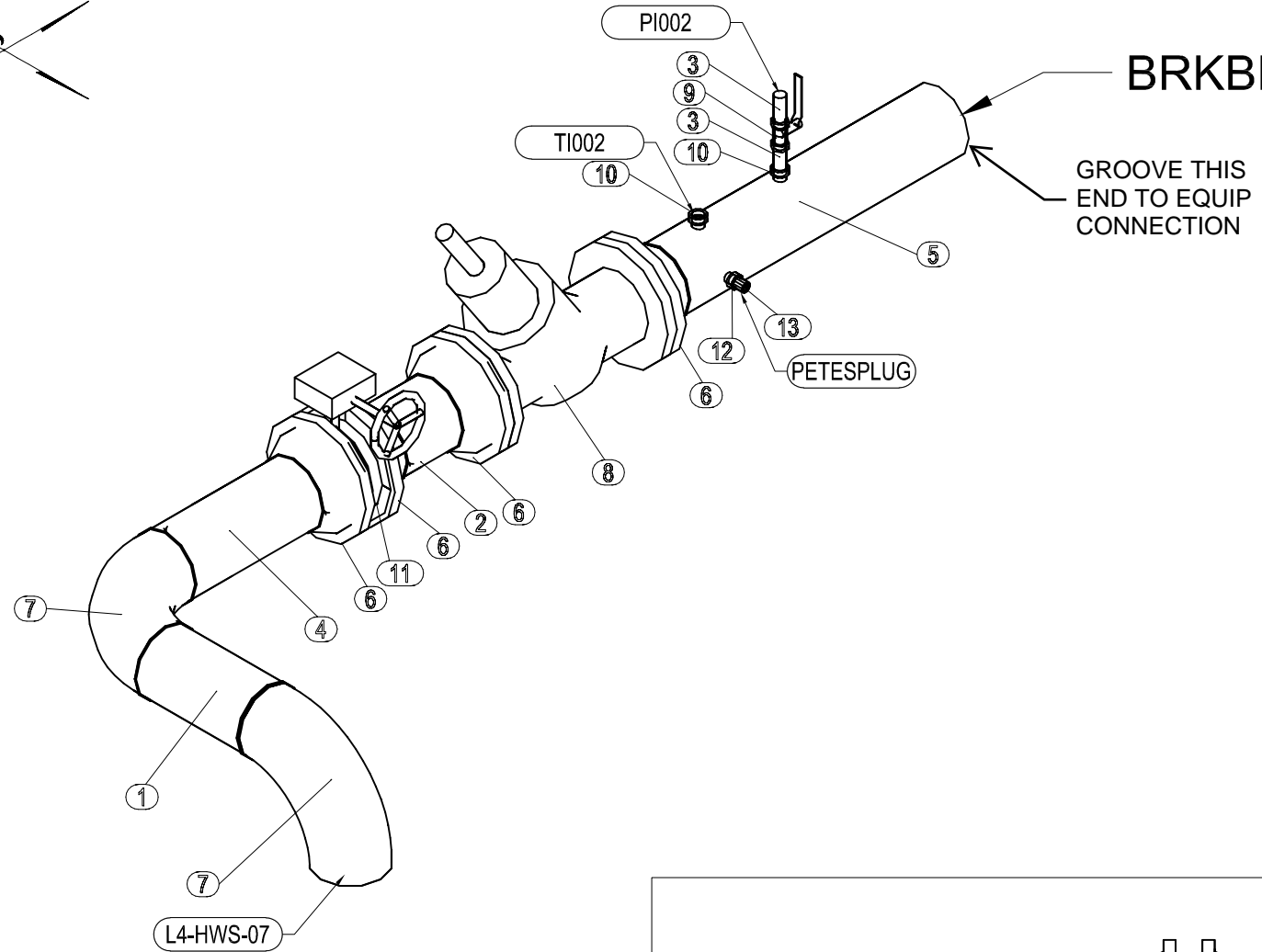
REF.PLAN: HWSR-ISO-MAP-L4

DRAWING NUMBER: L4-HWS-07





BRKBP69-V004-RL19-CG-001



MP Bill of Material

No.	Qty	Size	Length	Item	Service
1	1	6	11 3/16"	PIPE BLK STL S40 A53 ERW	HWS-SP13
2	1	6	6"	PIPE BLK STL S40 A53 ERW	HWS-SP13
3	2	3/4	3"	PIPE BLK STL S80 A106 SMLS TBE	HWS-SP13
4	1	6	1'-2"	PIPE BLK STL S40 A53 ERW	HWS-SP13
5	1	6	2'-6 7/8"	PIPE BLK STL S40 A53 ERW	HWS-SP13
6	4	6		FLANGE WN 150LB BLK STL S40 RF	HWS-SP13
7	2	6		ELBOW 90 LR BLK STL S40 BW	HWS-SP13
8	1	CB-6F		B&G Flanged Circuit Setter	HWS-SP13
9	1	3/4		Milwaukee Ball Valve BA-100	HWS-SP13
10	2	3/4x6		OLET FS 3000LB THRD	HWS-SP13
11	1	6		Milwaukee BFV ML333E 2-12in	HWS-SP13
12	1	1/2x6		OLET FS 3000LB THRD	HWS-SP13
13	1	1/2		Pete's Plug II Neoprene Core	HWS-SP13

LINEAR FEET OF PIPE = 5'-8"

BY: _____ DATE: _____

SLOPE VERIFICATION

BY: _____ DATE: _____

SYMBOL LEGEND

	WELD BOX
	SLOPE BOX
	VALVE TAG NO.
	MAT'L LIST & CUT LIST
	SLOPE DIR.

REF.PLAN: HWSR-ISO-MAP-L4

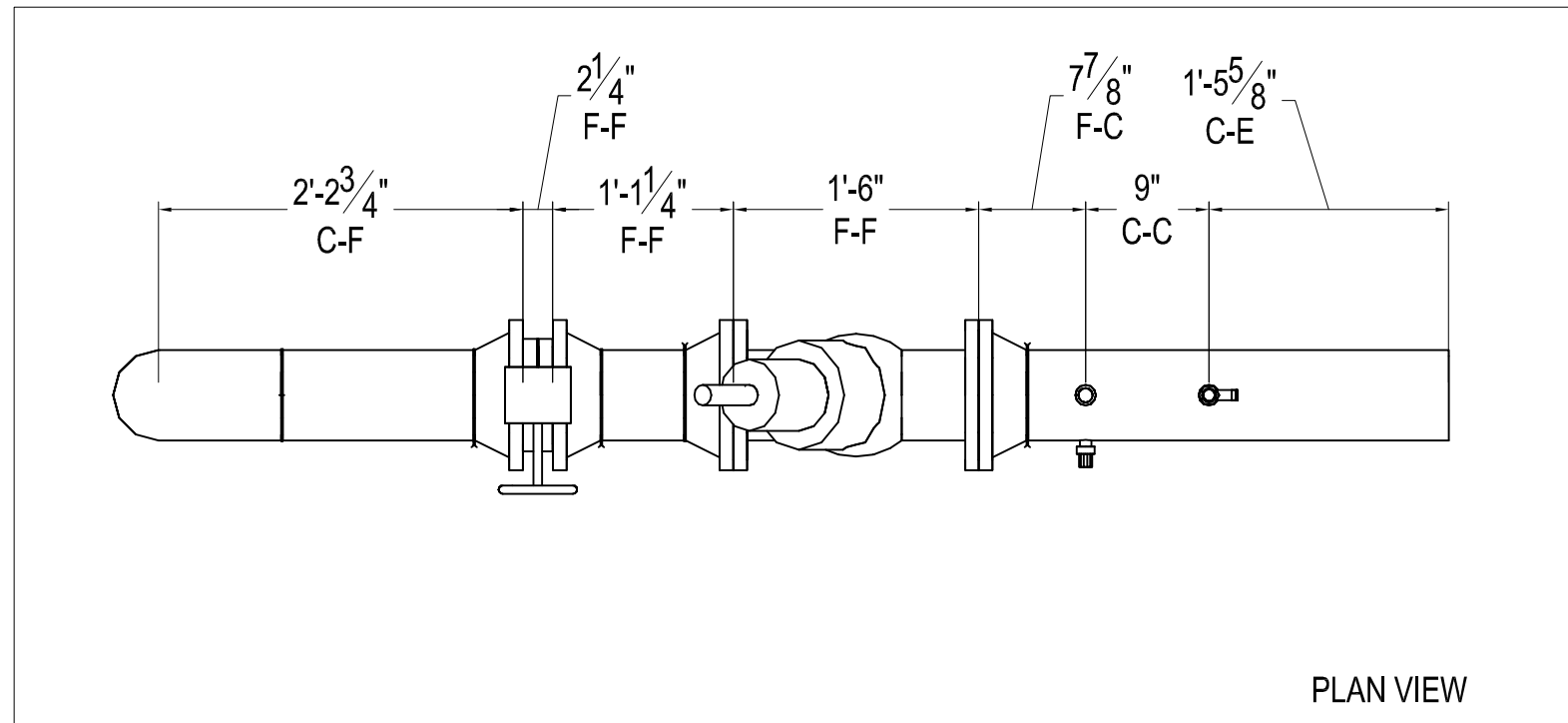
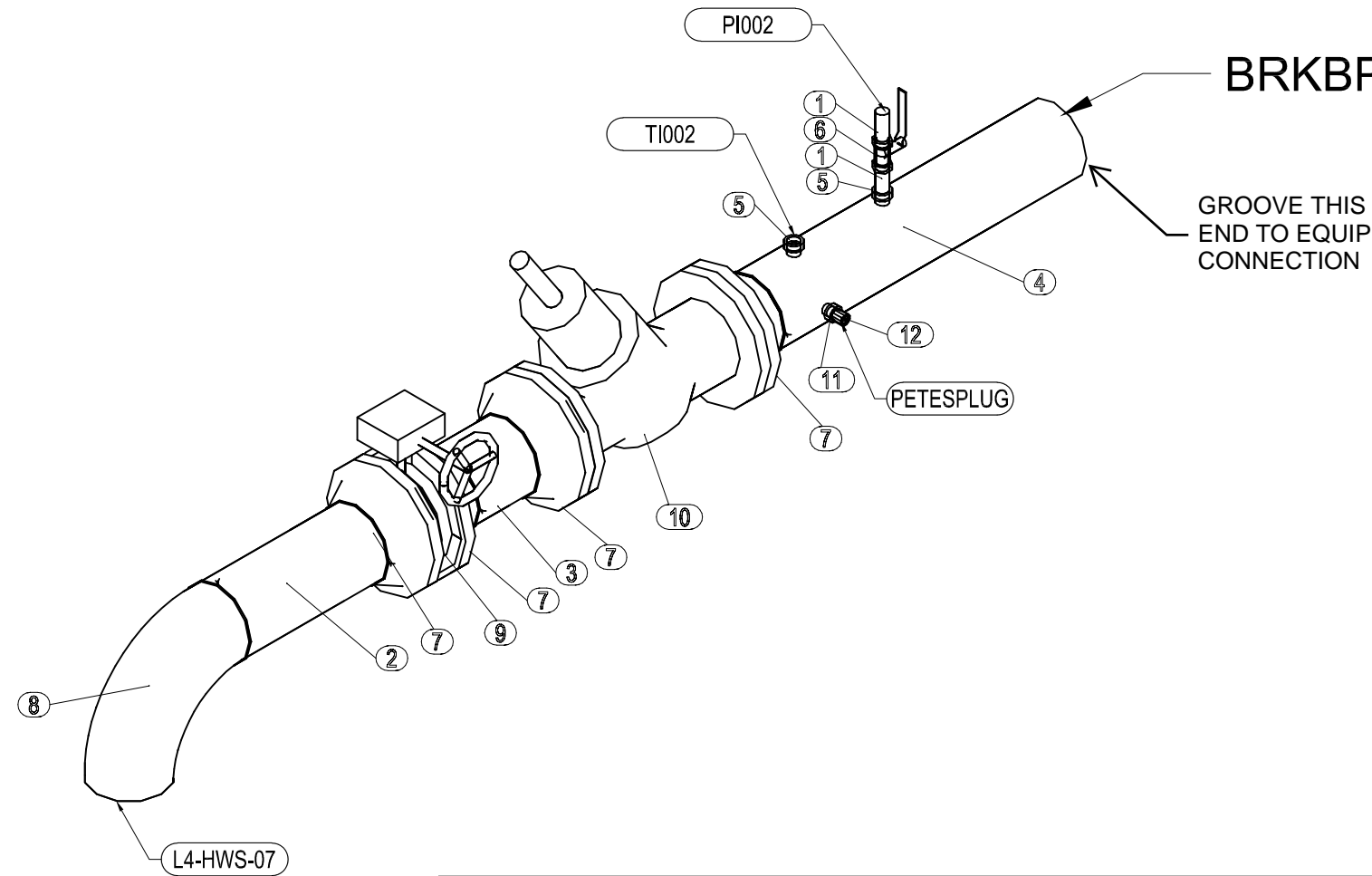
DRAWING NUMBER: L4-HWS-BRKBP69-V004-RL19-CG-001



MP Bill of Material

No.	Qty	Size	Length	Item	Service
1	2	3/4"	3"	PIPE BLK STL S80 A106 SMLS TBE	HWS-SP13
2	1	6"	1'-2"	PIPE BLK STL S40 A53 ERW	HWS-SP13
3	1	6"	6"	PIPE BLK STL S40 A53 ERW	HWS-SP13
4	1	6"	2'-6 7/8"	PIPE BLK STL S40 A53 ERW	HWS-SP13
5	2	3/4x6"		OLET FS 3000LB THRD	HWS-SP13
6	1	3/4"		Milwaukee Ball Valve BA-100	HWS-SP13
7	4	6"		FLANGE WN 150LB BLK STL S40 RF	HWS-SP13
8	1	6"		ELBOW 90 LR BLK STL S40 BW	HWS-SP13
9	1	6"		Milwaukee BFV ML333E 2-12in	HWS-SP13
10	1	CB-6F		B&G Flanged Circuit Setter	HWS-SP13
11	1	1/2x6"		OLET FS 3000LB THRD	HWS-SP13
12	1	1/2"		Pete's Plug II Neoprene Core	HWS-SP13

BRKBP69-V004-RL19-CG-002




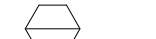
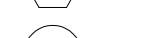


LINEAR FEET OF PIPE = 4'-8 7/8"

BY: _____ DATE: _____

SLOPE VERIFICATION

BY: _____ DATE: _____

SYMBOL LEGEND

-  WELD BOX
-  SLOPE BOX
-  VALVE TAG NO.
-  MAT'L LIST & CUT LIST
-  SLOPE DIR.

REF.PLAN: HWSR-ISO-MAP-L4

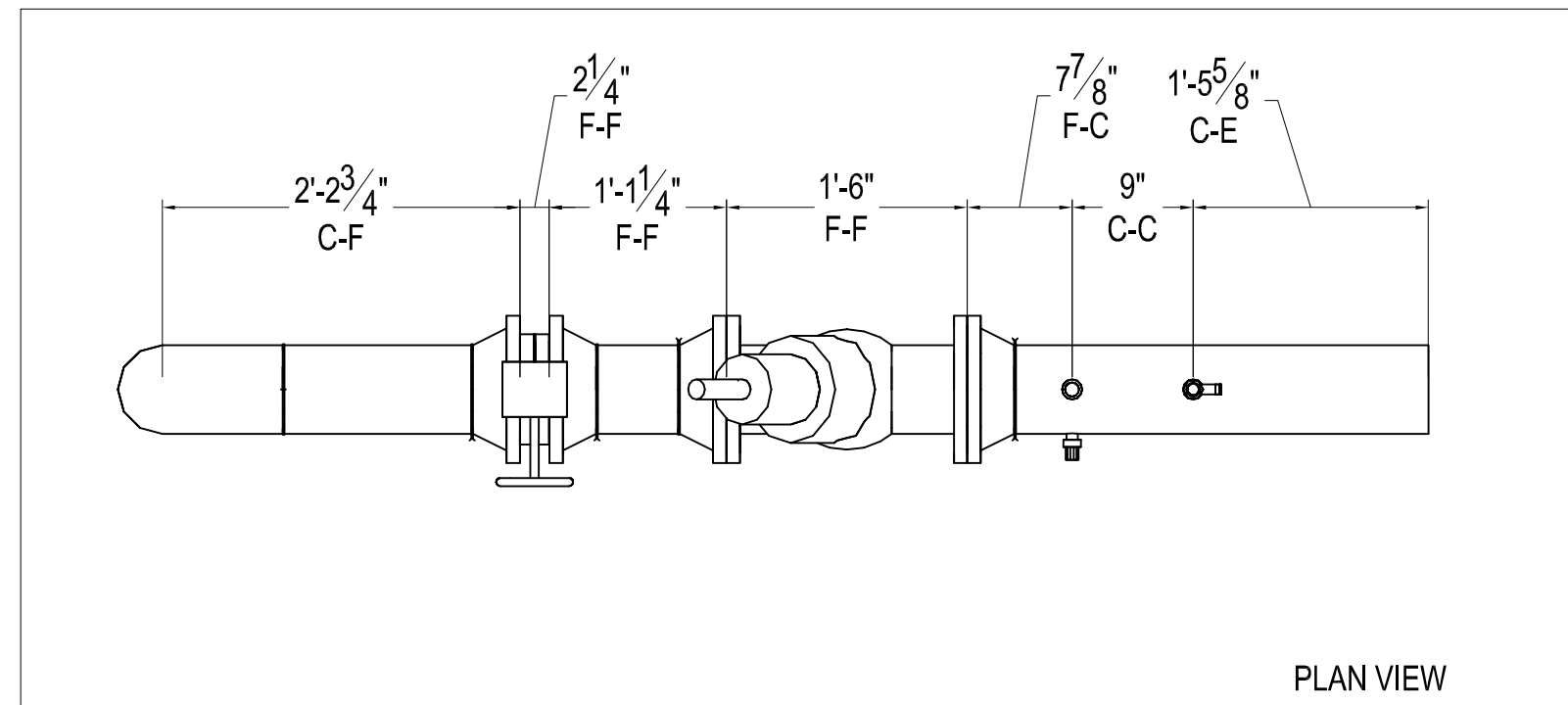
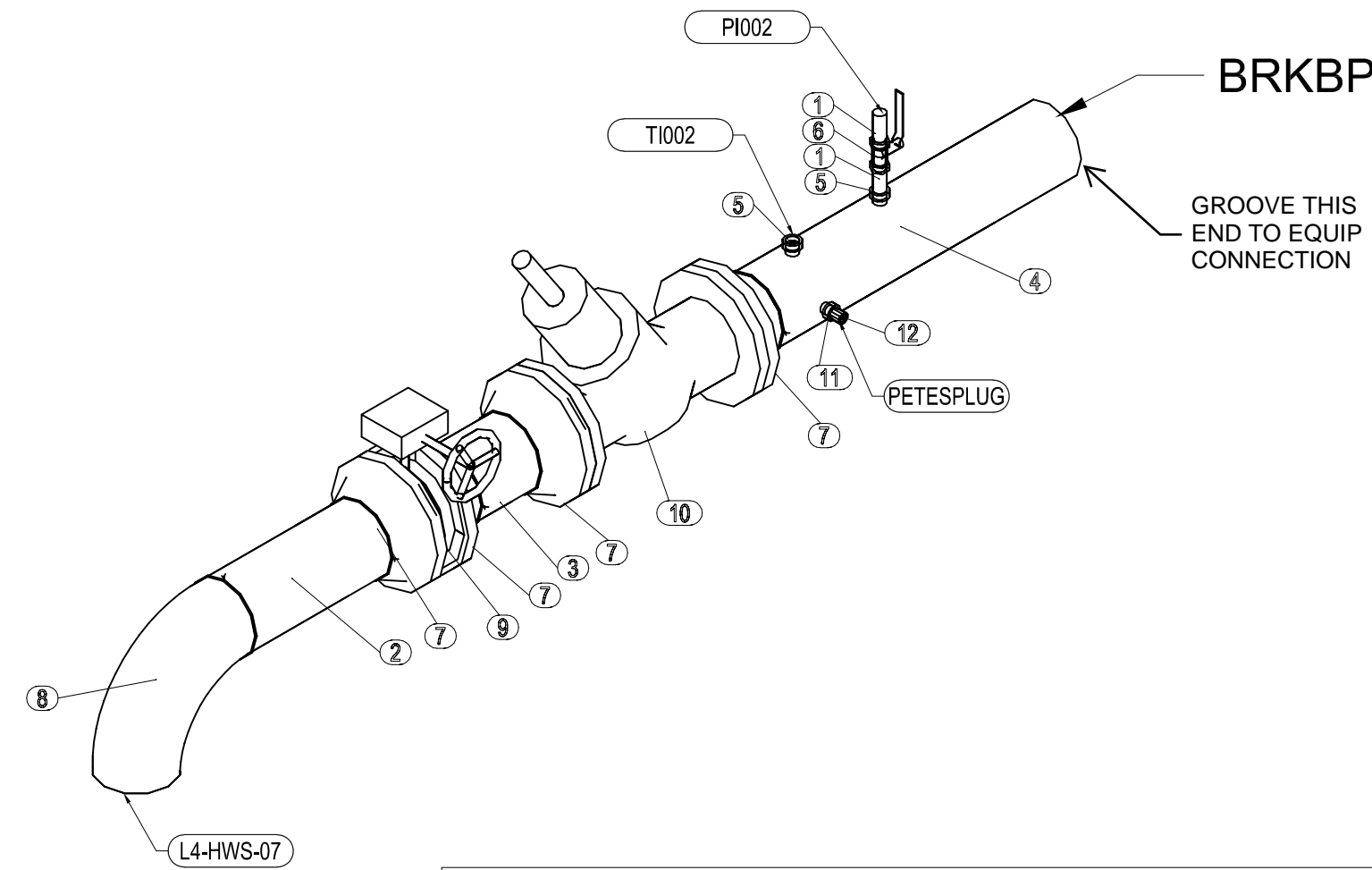
DRAWING NUMBER: L4-HWS-BRKBP69-V004-RL19-CG-002



MP Bill of Material

No.	Qty	Size	Length	Item	Service
1	2	3/4"	3"	PIPE BLK STL S80 A106 SMLS TBE	HWS-SP13
2	1	6"	1'-2"	PIPE BLK STL S40 A53 ERW	HWS-SP13
3	1	6"	6"	PIPE BLK STL S40 A53 ERW	HWS-SP13
4	1	6"	2'-6 7/8"	PIPE BLK STL S40 A53 ERW	HWS-SP13
5	2	3/4x6"		OLET FS 3000LB THRD	HWS-SP13
6	1	3/4"		Milwaukee Ball Valve BA-100	HWS-SP13
7	4	6"		FLANGE WN 150LB BLK STL S40 RF	HWS-SP13
8	1	6"		ELBOW 90 LR BLK STL S40 BW	HWS-SP13
9	1	6"		Milwaukee BFV ML333E 2-12in	HWS-SP13
10	1	CB-6F		B&G Flanged Circuit Setter	HWS-SP13
11	1	1/2x6"		OLET FS 3000LB THRD	HWS-SP13
12	1	1/2"		Pete's Plug II Neoprene Core	HWS-SP13

BRKBP69-V004-RL19-CG-003



LINEAR FEET OF PIPE = 4'-8 7/8"

BY: _____ DATE: _____

SLOPE VERIFICATION

BY: _____ DATE: _____

SYMBOL LEGEND

	WELD BOX
	SLOPE BOX
	VALVE TAG NO.
	MAT'L LIST & CUT LIST
	SLOPE DIR.

REF.PLAN: HWSR-ISO-MAP-L4

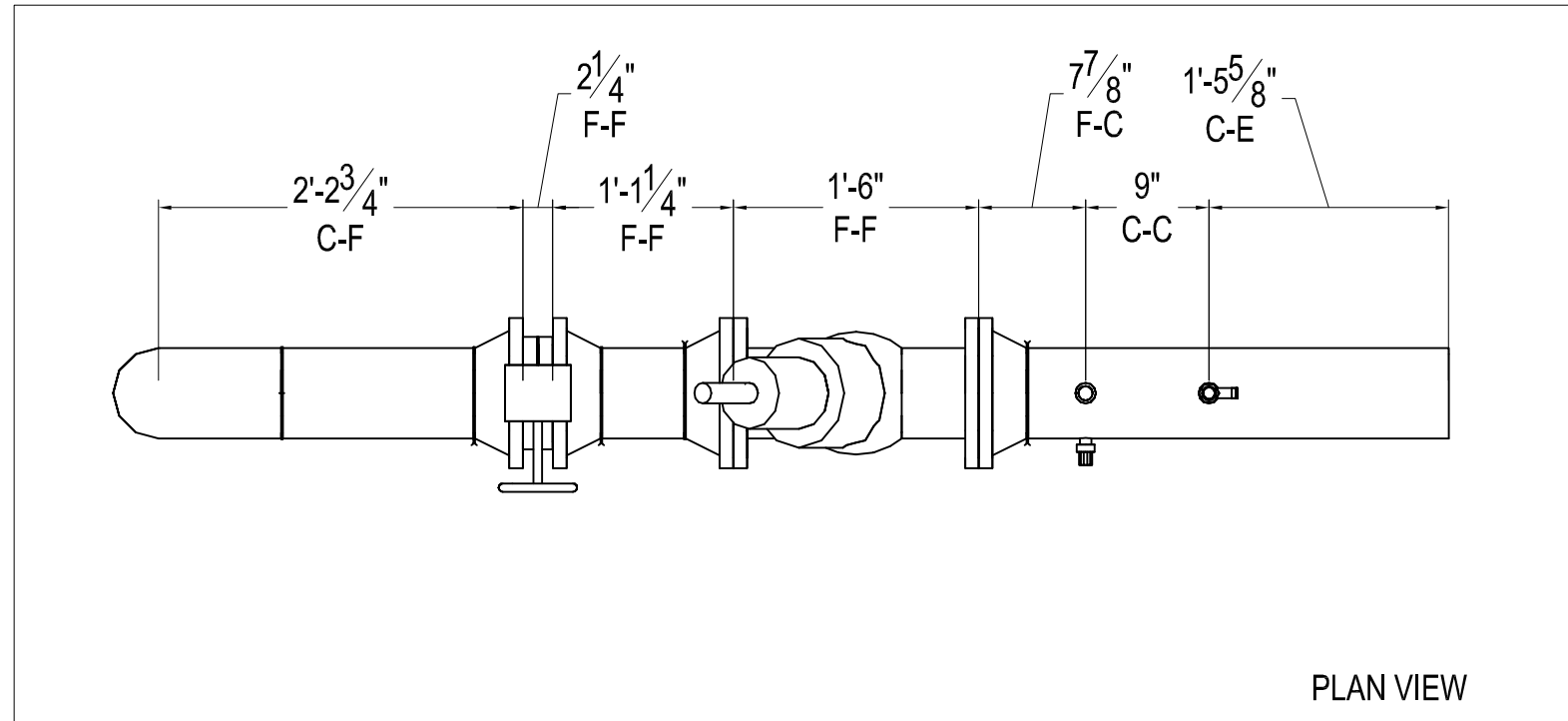
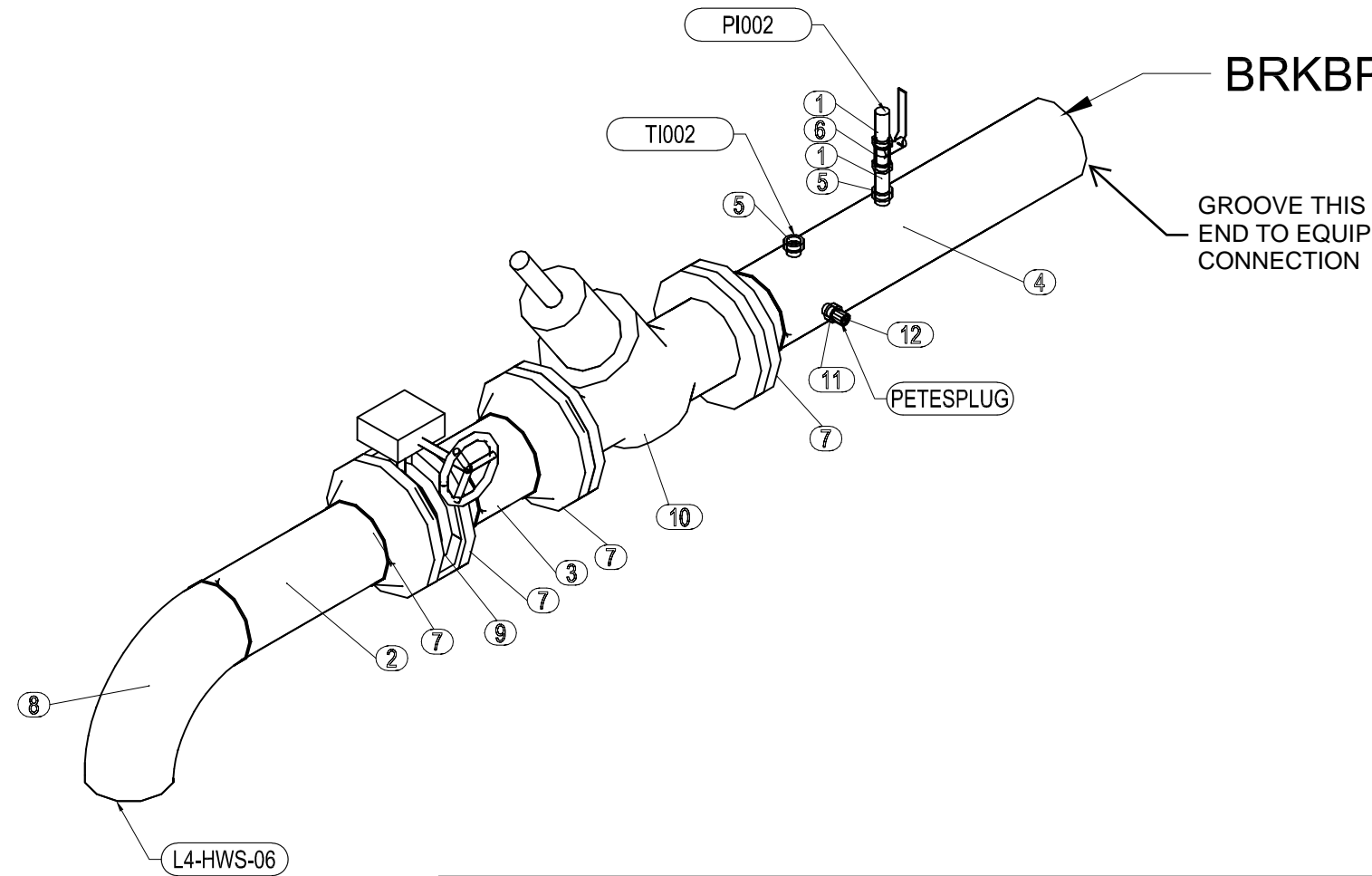
DRAWING NUMBER: L4-HWS-BRKBP69-V004-RL19-CG-003



MP Bill of Material

No.	Qty	Size	Length	Item	Service
1	2	3/4"	3"	PIPE BLK STL S80 A106 SMLS TBE	HWS-SP13
2	1	6"	1'-2"	PIPE BLK STL S40 A53 ERW	HWS-SP13
3	1	6"	6"	PIPE BLK STL S40 A53 ERW	HWS-SP13
4	1	6"	2'-6 7/8"	PIPE BLK STL S40 A53 ERW	HWS-SP13
5	2	3/4x6"		OLET FS 3000LB THRD	HWS-SP13
6	1	3/4"		Milwaukee Ball Valve BA-100	HWS-SP13
7	4	6"		FLANGE WN 150LB BLK STL S40 RF	HWS-SP13
8	1	6"		ELBOW 90 LR BLK STL S40 BW	HWS-SP13
9	1	6"		Milwaukee BFV ML333E 2-12in	HWS-SP13
10	1	CB-6F		B&G Flanged Circuit Setter	HWS-SP13
11	1	1/2x6"		OLET FS 3000LB THRD	HWS-SP13
12	1	1/2"		Pete's Plug II Neoprene Core	HWS-SP13

BRKBP69-V004-RL19-CG-004




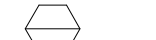
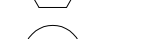


LINEAR FEET OF PIPE = 4'-8 7/8"

BY: _____ DATE: _____

SLOPE VERIFICATION

BY: _____ DATE: _____

SYMBOL LEGEND

-  WELD BOX
-  SLOPE BOX
-  VALVE TAG NO.
-  MAT'L LIST & CUT LIST
-  SLOPE DIR.

REF.PLAN: HWSR-ISO-MAP-L4

DRAWING NUMBER: L4-HWS-BRKBP69-V004-RL19-CG-004

