CALIFORNIA BAPTIST UNIVERSITY
EVENTS CENTER



RIVERSIDE, CALIFORNIA

ISSUED FOR CONSTRUCTION PUBLICATION

JANUARY 22, 2016

CALIFORNIA BAPTIST UNIVERSITY

EVENTS CENTER

8431 DIANA AVENUE, RIVERSIDE, CA

cbu

ISSUE FOR CONSTRUCTION 01-22-2016

LICENSED ARCHITECT
ROBERT M. SIMONS
No. C-13301
Jan. 31, 2017
STATE OF CALIFORNIA

REVISIONS:

	DESCRIPTION	DATE
1		
2		
3		
4		
5		
6		
7		
8		
9		
10		

DATE ISSUED: 01/22/2016

SVA PROJECT NO: 2014-40129

SCALE:

SHEET NUMBER: G000

SHEET TITLE:

COVER SHEET

3 MACARTHUR PLACE, SUITE 850 SANTA ANA, CA 92707
T 949.809.3380 WWW.SVA-ARCHITECTS.COM

THIS DOCUMENT CONTAINS INFORMATION PROPRIETARY TO SVA ARCHITECTS INC. AND IS FURNISHED IN CONFIDENCE FOR THE LIMITED PURPOSE OF EVALUATION, BIDDING OR REVIEW. THIS DOCUMENT OR ITS CONTENTS MAY NOT BE USED FOR ANY OTHER PURPOSE AND MAY NOT BE REPRODUCED OR DISCLOSED TO OTHERS WITHOUT THE PRIOR WRITTEN CONSENT OF SVA ARCHITECTS INC. ALL RIGHTS RESERVED. © COPYRIGHT 2015.

CALIFORNIA BAPTIST UNIVERSITY
EVENTS CENTER

APN 231-070-007

8431 DIANA AVENUE
RIVERSIDE, CALIFORNIA 92504

PROJECT DATA

Floor Area

Event Floor Level Area	85,000 sf
Concourse Level 2 Floor Area	30,600 sf
Upper Mechanical Level 3 (catwalk) Floor Area	7,800 sf
Unfinished Mezzanine Level Floor Area	460 sf
12' to 12' Slope Stadia Level Floor Area	25,400 sf
TOTAL	**149,260 S.F.**

Occupancy Classifications
- A-4: Arena - indoor sports viewing (Section 303.5)
- B: Administrative offices (Section 304.1)
- M: Team Store (Section 309)
- Incidential Use: Mechanical rooms (with individual equipment>400,000 Btu/hr input, boilers>15 psi and 10 hp and refrigerant machinery room), fire pump room and laundry's > 100sf (Section 509)
- S-1: Storage rooms (Section 311.2). Incidential use (section 509)

Allowable Height and Area

Mixed Use Approach	Non Seperated Mixed Use (Section 508.3)
Type of Construction	I-B (table 503, Section 602.2)
Allowable Height	180 feet (Table 503)
Actual Height	98.25 ft- Measured as the vertical dIstance between the average exterior grade to the average height of the highest roof.
Allowable Number of Stories	Unlimited (Table 503)
Actual Number of Stories	2
Allowable Area per Story	Unlimited (Table 503)
Actual Area per Story (Largest Footprint)	90,000 sf
Allowable Area Total Building	Unlimited (Table 503)

VICINITY MAP

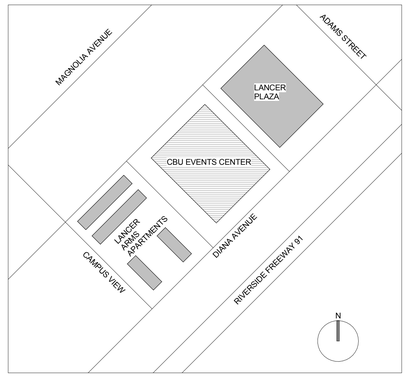

APPLICABLE CODES:

THIS PROJECT SHALL COMPLY WITH ALL FEDERAL STATE AND LOCAL CODES INCLUDING, BUT NOT LIMITED TO THE FOLLOWING:

FEDERAL:
AMERCIANS WITH DISABILITIES ACT (ADA)
ACCESSIBILITY GUIDLINES FOR BUILDINGS AND FACILITIES (ADAAG)

STATE OF CALIFORNIA:

PARTIAL LIST OF APPLICABLE CODES AS OF JANUARY 1, 2015

2013 BUILDING STANDARDS ADMINISTRATIVE CODE, TITLE 24 C.C.R.

2013 CALIFORNIA BUILDING CODE (CBC), PART 2, TITLE 24 C.C.R.
(2012 INTERNATIONAL BUILDING CODE VOLUMES 1-3 AND 2013 CALIFORNIA AMENDMENTS).

2013 CALIFORNIA ELECTRICAL CODE (CEC), PART 3, TITLE 24 C.C.R.
(2010 CALIFORNIA ELECTRICAL CODE AND 2010 CALIFORNIA AMENDMENTS).

2013 CALIFORNIA MECHANICAL CODE (CMC), PART 4, TITLE 24 C.C.R.
(2010 CALIFORNIA MECHANICAL CODE AND 2010 CALIFORNIA AMENDMENTS).

2013 CALIFORNIA PLUMBING CODE (CPC), PART 3, TITLE 24 C.C.R.
(2010 CALIFORNIA PLUMBING CODE AND 2010 CALIFORNIA AMENDMENTS).

2013 CALIFORNIA ENERGY CODE, PART 6, TITLE 24 C.C.R.

2004 ASME A17.1 SAFETY CODE FOR ELEVATORS AND ESCALATORS.

2013 CALIFORNIA FIRE CODE, PART 9, TITLE 24 C.C.R.
2012 INTERNATIONAL FIRE CODE AND 2010 CALFORNIA AMENDMENTS).

2013 CALIFORNIA REFERENCED STANDARDS, PART 12, TITLE 24 C.C.R.
TITLE 19 C.C.R. PUBLIC SAFETY, STATE FIRE MARSHAL REGULATIONS.

PARTIAL LIST OF APPLICABLE STANDARDS:
NFPA 13 INSTALLATION OF FIRE SPRINKLERS 2013 EDITION
NFPA 14 STANDPIPE SYSTEMS 2013 EDITION.

NFPA 17, DRY CHEMICAL EXTINGUISHING SYSTEMS, 2013 EDITION

NFPA 17a, WET CHEMICAL SYSTEMS, 2013 EDITION

NFPA 20, STATIONARY PUMPS, 2016 EDITION

NFPA 24, PRIVATE FIRE MAINS, 2016 EDITION
NFPA 25 CALIFORNIA EDITION: INSPECTION, TESTING & MAINTENANCE OF WATER BASED FIRE PROTECTION SYSTEMS 2014 EDITION

NFPA 72, NATIONAL FIRE ALARM CODE (CALIFORNIA AMENDED), 2016 EDITION
NFPA 80 FIRE DOORS AND OTHER OPENING PROTECTIVES , 2013 EDITION
NFPA 92 STANDARD FOR SMOKE CONTROL SYSTEMS 2012 EDITION

NFPA 253, CRITICAL RADIANT FLUX OF FLOOR COVERING SYSTEMS, 2015 EDITION

NFPA 2001, CLEAN AGENT FIRE EXTINGUISHING SYSTEMS, 2015 EDITION

REFERENCE CODE SECTION FOR NFPA STANDARDS, 2013 CBC(SFM) CHAPTER 35

ICC 300 ICC STANDARDS ON BLEACHERS, FOLDING AND TELESCOPING SEATING AND GRANDSTANDS 2012 EDITION

UL 464 AUDIBLE SIGNAL APPLIANCES 2012 EDITION
UL 521 HEAT DETECTORS FOR FIRE PROTECTION SIGNAL SYSTEMS 1999 EDITION

2013 CALIFORNIA GREEN BUILDING STANDARDS CODE, PART 11, TITLE 24 C.C.R.

ARCHITECT OF RECORD

SVA ARCHITECTS, INC. IS THE DESIGNATED ARCHITECT OF RECORD AS REQUIRED BY THE STATE OF CALIFORNIA.

DEFERRED SUBMITTALS

GENERAL PLAN CHECK SUBMITTAL # 15-4400

COLD FORMED METAL FRAMING
STOREFRONT/GLAZING WALL
FIRE SPRINKLERS
FIRE ALARM
TELESCOPING BLEACHER SEATING
THEATRICAL, LIGHTING, AND AUDIO VISUAL RIGGING

STEEL STRUCTURE PERMIT INCREMENT # 15-3718

BUCKLE RESTRAINED BRACES
ELEVATOR GUIDERAILS
STEEL STAIRS
PRECAST

FOUNDATION PERMIT INCREMENT #15-3314

RAMMED AGGREGATE PIERS

PROJECT DESCRIPTION

APN 231-070-007

THIS SUBMITTAL
GENERAL PERMIT # 15-4400

UNDER SEPARATE SUBMITTAL / APPROVAL
FOUNDATION INCREMENT PERMIT #15-3314
STEEL STRUCTURE INCREMENT PLAN CHECK # 15-3718

UNDER SEPARATE SUBMITTAL
PRECISE GRADING PERMIT # PW15-0410

UNDER SEPARATE SUBMITTAL
SITE UTILITY PERMIT # 15-2807

THE CBU EVENTS CENTER IS A NEW BUILDING COMPRISED OF APPROXIMATELY 150,000 S.F.. THE EVENT LEVEL AT GRADE IS APPROXIMATELY 85,000 S.F. WITH THE BALANCE OF AREA DISTRIBUTED OVER THE CONCOURSE LEVEL, 3RD LEVEL MECHANICAL ROOMS & CATWALK AND CONTROL ROOMS.

THE PREDOMINANT HEIGHT OF THE BUILDING IS APPROXIMATELY 75' TALL AT THE TOP OF THE SEATING BOWL ROOF WITH AN ELEVATOR TOWER EXTENDED ABOVE AS A SYLIZED BELL TOWER TYPE FEATURE OT 100' IN HEIGHT.

THE BUILDING SITE PARCEL IS 136,600 S.F.

CONDITIONS OF APPROVAL

PROJECT DIRECTORY

ARCHITECT OF RECORD
SVA ARCHITECTS
3 MACARTHUR PLACE, SUITE 850
SANTA ANA, CA 92707
(949) 809 3380
ROBERT SIMONS - ARCHITECT OF RECORD
DOUG BROWN - PROJECT MANAGER

SPECIALTY ARCHITECT
HOK
ONE BUSH STREET, SUITE 200
SAN FRANCISCO, CA 94104
(415) 356 8629
ANTON FOSS - PROJECT EXECUTIVE
JULIE RINALDI - PROJECT MANAGER
MICHAEL PATTERSON - PROJECT MANAGER

STRUCTURAL ENGINEER
MAGNUSSON KLEMENCIC ASSOCIATES
1301 FIFTH AVENUE, SUITE 3200
SEATTLE, WA 98101
(206) 292 1200
BRIAN DICKSON - ENGINEER OF RECORD
ELEANOR REYNOLDS - PROJECT ENGINEER

MECHANICAL ENGINEER
WSP
405 HOWARD STREET, SUITE 500
SAN FRANCISCO, CA 94105
(415)-398-3833

CHERYL NUTALL - PROJECT ENGINEER - HVAC
ALEX TANALSKI - PROJECT ENGINEER - PLUMBING

ELECTRICAL ENGINEER
WSP
405 HOWARD STREET, SUITE 500
SAN FRANCISCO, CA 94105
(415)-398-3833
ROBERT NIXDORF - ENGINEER OF RECORD
BRENDAN KOLTS - PROJECT MANAGER

AUDIO VISUAL, IT, & LOW VOLTAGE SYSTEMS
Wrightson, Johnson, Haddon & Williams, Inc.
3424 Midcourt Road, Suite 124
Carrollton, TX 75006
(972) 590-7522
PROJECT MANAGER - SCOTT BRAY

LIFE SAFETY CONSULTING
FSC
9225 Indian Creek Parkway, Suite 300
Overland Park, KS 66210
(972) 590-7522
PRINCIPAL - ALI ALAMAN
PROJECT MANAGER - CHRIS ARPIN

THEATRICAL DESIGN
THE RUZIKA COMPANY
2 Executive Circle, Suite 290
Irvine, CA 92614
(949) 253-3479
PROJECT CONTACT: SHAWN FIDLER

AUDIO SYSTEMS DESIGN
Dockterdave Audio Inc.
Burbank, CA USA
(949) 632-9409
PROJECT CONTACT: DAVE LAWLER

LANDSCAPE ARCHITECT
COMMUNITY WORKS DESIGN GROUP
4649 BROCKTON AVENUE
RIVERSIDE, CA 92506
(951) 369-0700
LANDSCAPE ARCHITECT: TIM MALONEY
PROJECT CONTACT: KAY KITE

OWNER
CBU
FACILITIES AND PLANNING
8432 MAGNOLIA AVENUE
RIVERSIDE, CA 92504
(951) 343-4261
STEVE SMITH - DIRECTOR OF FACILITIES & PLANNING
ROBERT GURROLA - PROJECT MANAGER

CIVIL ENGINEER
RICK ENGINEERING COMPANY
1770 Iowa Avenue, Suite 100
Riverside, CA 92507
(951) 782-0707

Robert Stockton, PE - PROJECT PRINCIPAL
Kristin Werksman, PE - PROJECT ENGINEER
Josh Barrett - Engineering Designer

GEOTECHNICAL ENGINEER
JOHN R. BYERLY, INC.
2257 S. Lilac Avenue
Bloomington, CA 92316
(909) 877-1324
John R. Byerly, P.E.

FOUNDATION INCREMENT - PERMIT #15-3314

	DATE	DESCRIPTION
4	10-10-15	FOUNDATION INCREMENT ISSUE FOR CONSTRUCTION
1	10-29-15	SLAB ON GRADE - DEPRESSION DIMENSION REVISION
2	11-03-15	PLUMBING UNDERGROUND REVISIONS AND CLARIFICATIONS
3	11-30-15	PLUMBING UNDERGROUND AND SLAB EDGE REVISIONS

DRAWING LOG FOUNDATION INCREMENT

STEEL STRUCTURE INCREMENT - PERMIT #15-3718

	DATE	DESCRIPTION
4	12-10-15	ISSUE FOR CONSTRUCTION
	--	--

DRAWING LOG STEEL STRUCTURE INCREMENT

GENERAL BUILDING PERMIT INCREMENT - PERMIT #15-4400

	DATE	DESCRIPTION
	--	--
	--	--

LOG OF DRAWINGS

CALIFORNIA BAPTIST UNIVERSITY
EVENTS CENTER
8431 DIANA AVENUE, RIVERSIDE, CA

ISSUE FOR CONSTRUCTION
01-22-2016

LICENSED ARCHITECT
ROBERT M. SIMONS
No. C-13301
Jan. 31, 2017
STATE OF CALIFORNIA

REVISIONS:

	DESCRIPTION	DATE

DATE ISSUED: 01/22/2016
SVA PROJECT NO: 2014-40129
SCALE: As indicated

SHEET NUMBER: **G000.1**
SHEET TITLE:

PROJECT INFO

3 MACARTHUR PLACE, SUITE 850 SANTA ANA, CA 92707
T 949.809.3380 WWW.SVA-ARCHITECTS.COM

THIS DOCUMENT CONTAINS INFORMATION PROPRIETARY TO SVA ARCHITECTS INC. AND IS FURNISHED IN CONFIDENCE FOR THE LIMITED PURPOSE OF EVALUATION, BIDDING OR REVIEW. THIS DOCUMENT OR ITS CONTENTS MAY NOT BE USED FOR ANY OTHER PURPOSE AND MAY NOT BE REPRODUCED OR DISCLOSED TO OTHERS WITHOUT THE PRIOR WRITTEN CONSENT OF SVA ARCHITECTS INC. ALL RIGHTS RESERVED. © COPYRIGHT 2015.

GENERAL SHEET INDEX	
G000	COVER SHEET
G000.1	PROJECT INFO
G001.1	SHEET INDEX VOLUME 1
G001.2	SHEET INDEX VOLUME 2
G003	GENERAL NOTES
G004	ACCESSIBLITY COMPLIANCE
G005	ACCESSIBLITY COMPLIANCE
G010	ACCESSIBILITY COMPLIANCE
G011	SIGNAGE MESSAGE SCHEDULE
G201-A	EVENT LEVEL - SECTOR A SIGNAGE
G201-B	EVENT LEVEL - SECTOR B SIGNAGE
G201-C	EVENT LEVEL - SECTOR C SIGNAGE
G201-D	EVENT LEVEL - SECTOR D SIGNAGE
G201-E	EVENT LEVEL - SECTOR E SIGNAGE
G202-A	CONCOURSE LEVEL - SECTOR A SIGNAGE
G202-B	CONCOURSE LEVEL - SECTOR B SIGNAGE
G202-C	CONCOURSE LEVEL - SECTOR C SIGNAGE
G202-D	CONCOURSE LEVEL - SECTOR D SIGNAGE
G204-A	CATWALK LEVEL - SECTOR A SIGNAGE
G204-B	CATWALK LEVEL - SECTOR B SIGNAGE
G204-C	CATWALK LEVEL - SECTOR C SIGNAGE
G204-D	CATWALK LEVEL - SECTOR D SIGNAGE

LIFE SAFETY SHEET INDEX	
LS101B	LIFE SAFETY - EVENT LEVEL - BASKETBALL
LS101C	LIFE SAFETY - EVENT LEVEL - COMMENCEMENT
LS102B	LIFE SAFETY - CONCOURSE LEVEL - BASKETBALL
LS102C	LIFE SAFETY - CONCOURSE LEVEL - COMMENCEMENT
LS104	LIFE SAFETY - CATWALK LEVEL - BASKETBALL
SM101	SMOKE PROTECTED - EVENT LEVEL - BASKETBALL
SM102	SMOKE PROTECTED - CONCOURSE LEVEL - BASKETBALL

PERMITTED AND PUBLISHED SEPARATELY

CIVIL SHEET INDEX	
C1	TITLE SHEET
C2	DETAIL SHEET
C3	DEMOLITION PLAN
C4	PRECISE GRADING PLAN
C5	PRECISE GRADING PLAN
C7	STORM DRAIN PLAN
C7.1	EROSION CONTROL PLAN
C8	CITY DETAIL SHEET
C9	SECTION SHEET
C10	CLARIFIER DETAIL SHEET

STRUCTURAL SHEET INDEX	
S-001	ABBREVIATIONS, LEGENDS, AND DRAWING LIST
S-011	GENERAL NOTES
S-012	GENERAL NOTES
S-013	GENERAL NOTES
S-021	LOAD MAPS
S-022	LOAD MAPS
S-023	LOAD MAPS
S-100	DIMENSIONAL CONTROL PLAN
S-101	EVENT LEVEL / FOUNDATION PLAN
S-102	CONCOURSE FRAMING PLAN
S-103	MEZZANINE FRAMING PLAN
S-104	CATWALK / LOW ROOF FRAMING PLAN
S-105	HIGH ROOF FRAMING PLAN
S-201A	EVENT LEVEL / FOUNDATION PLAN - SECTOR A
S-201B	EVENT LEVEL / FOUNDATION PLAN - SECTOR B
S-201C	EVENT LEVEL / FOUNDATION PLAN - SECTOR C
S-201D	EVENT LEVEL / FOUNDATION PLAN - SECTOR D
S-201E	EVENT LEVEL / FOUNDATION PLAN - SECTOR E
S-202A	CONCOURSE FRAMING PLAN - SECTOR A
S-202B	CONCOURSE FRAMING PLAN - SECTOR B
S-202C	CONCOURSE FRAMING PLAN - SECTOR C
S-202D	CONCOURSE FRAMING PLAN - SECTOR D
S-202E	CONCOURSE FRAMING PLAN - SECTOR E
S-203A	MEZZANINE LEVEL FRAMING PLAN - SECTOR A
S-203B	MEZZANINE LEVEL FRAMING PLAN - SECTOR B
S-203C	MEZZANINE LEVEL FRAMING PLAN - SECTOR C
S-203D	MEZZANINE LEVEL FRAMING PLAN - SECTOR D
S-204A	CATWALK / LOW ROOF FRAMING PLAN - SECTOR A
S-204B	CATWALK / LOW ROOF FRAMING PLAN - SECTOR B
S-204C	CATWALK / LOW ROOF FRAMING PLAN - SECTOR C
S-204D	CATWALK / LOW ROOF FRAMING PLAN - SECTOR D
S-205A	HIGH ROOF FRAMING PLAN - SECTOR A
S-205B	HIGH ROOF FRAMING PLAN - SECTOR B
S-205C	HIGH ROOF FRAMING PLAN - SECTOR C
S-205D	HIGH ROOF FRAMING PLAN - SECTOR D
S-210	PARTIAL PLANS
S-301	FRAME ELEVATIONS
S-305	WALL / FRAME ELEVATIONS
S-311	TYPICAL FRAME DETAILS AND SCHEDULES
S-312	BRACED FRAME ELEVATIONS
S-313	BRACED FRAME ELEVATIONS
S-321	TRUSS ELEVATIONS
S-401	TYPICAL FOUNDATION DETAILS AND SCHEDULES
S-411	TYPICAL CONCRETE DETAILS
S-421	TYPICAL STEEL COLUMN DETAILS AND SCHEDULES
S-422	TYPICAL STEEL BEAM CONNECTIONS
S-423	TYPICAL STEEL BEAM CONNECTIONS
S-424	TYPICAL PENETRATION DETAILS AND SCHEDULES
S-425	TYPICAL STEEL DETAILS
S-426	TYPICAL STEEL DECK DETAILS
S-427	TYPICAL TRUSS DETAILS
S-428	TYPICAL TRUSS DETAILS
S-429	TYPICAL TRUSS DETAILS
S-431	TYPICAL PRECAST DETAILS
S-432	TYPICAL PRECAST DETAILS
S-501	SECTIONS AND DETAILS
S-502	SECTIONS AND DETAILS

ARCHITECTURAL SHEET INDEX	
A006	TYPICAL PROJECT STANDARDS
A101	EVENT LEVEL
A102	CONCOURSE LEVEL
A104	CATWALK LEVEL
A105	ROOF LEVEL
A111-A	EVENT LEVEL - SECTOR A
A111-B	EVENT LEVEL - SECTOR B
A111-C	EVENT LEVEL - SECTOR C
A111-D	EVENT LEVEL - SECTOR D
A111-E	EVENT LEVEL - SECTOR E
A112-A	CONCOURSE LEVEL - SECTOR A
A112-B	CONCOURSE LEVEL - SECTOR B
A112-C	CONCOURSE LEVEL - SECTOR C
A112-D	CONCOURSE LEVEL - SECTOR D
A113-A	MEZZANINE LEVEL - SECTOR A
A113-B	MEZZANINE LEVEL - SECTOR B
A113-C	MEZZANINE LEVEL - SECTOR C
A113-D	MEZZANINE LEVEL - SECTOR D
A114-A	CATWALK LEVEL - SECTOR A
A114-B	CATWALK LEVEL - SECTOR B
A114-C	CATWALK LEVEL - SECTOR C
A114-D	CATWALK LEVEL - SECTOR D
A115-A	ROOF LEVEL - SECTOR A
A115-B	ROOF LEVEL - SECTOR B
A115-C	ROOF LEVEL - SECTOR C
A115-D	ROOF LEVEL - SECTOR D
A115-E	ROOF PLAN SECTOR E
A121-A	SLAB PLAN - EVENT LEVEL - SECTOR A
A121-B	SLAB PLAN - EVENT LEVEL - SECTOR B
A121-C	SLAB PLAN - EVENT LEVEL - SECTOR C
A121-D	SLAB PLAN - EVENT LEVEL - SECTOR D
A121-E	SLAB PLAN - EVENT LEVEL - SECTOR E
A122-A	SLAB PLAN - CONCOURSE LEVEL - SECTOR A
A122-B	SLAB PLAN - CONCOURSE LEVEL - SECTOR B
A122-C	SLAB PLAN - CONCOURSE LEVEL - SECTOR C
A122-D	SLAB PLAN - CONCOURSE LEVEL - SECTOR D
A123-A	SLAB PLAN - MEZZANINE LEVEL - SECTOR A
A123-B	SLAB PLAN - MEZZANINE LEVEL - SECTOR B
A124-A	SLAB PLAN - CATWALK LEVEL - SECTOR A
A124-B	SLAB PLAN - CATWALK LEVEL - SECTOR B
A124-C	SLAB PLAN - CATWALK LEVEL - SECTOR C
A124-D	SLAB PLAN - CATWALK LEVEL - SECTOR D
A131-A	RCP - EVENT LEVEL - SECTOR A
A131-B	RCP - EVENT LEVEL - SECTOR B
A131-C	RCP - EVENT LEVEL - SECTOR C
A131-D	RCP - EVENT LEVEL - SECTOR D
A131-E	RCP - EVENT LEVEL - SECTOR E
A132-A	RCP - CONCOURSE LEVEL - SECTOR A
A132-B	RCP - CONCOURSE LEVEL - SECTOR B
A132-C	RCP - CONCOURSE LEVEL - SECTOR C
A132-D	RCP - CONCOURSE LEVEL - SECTOR D
A140.1	ABOVE CATWALK LEVEL RCP F.P. DIAGRAM
A140.2	ABOVE CATWALK LEVEL RCP ACOUSTICAL DIAGRAM
A201	EXTERIOR ELEVATIONS
A202	EXTERIOR ELEVATIONS
A203	EXTERIOR ELEVATIONS
A204	ENLARGED ELEVATIONS
A205	ENLARGED ELEVATIONS
A211	ENLARGED FLOOR PLANS - EVENT LEVEL
A212	ENLARGED FLOOR PLANS - EVENT LEVEL
A213	ENLARGED FLOOR PLANS - EVENT LEVEL
A214	ENLARGED FLOOR PLANS - RESTROOMS
A215	ENLARGED FLOOR PLANS - TEAM OFFICES
A216	ENLARGED ATHLETIC ADMIN SUITE
A217	ENLARGED FLOOR PLANS - FACILITY ADMIN. SUITE
A218	ENLARGED PLANS
A220	ENLARGED STAIR PLANS
A221	ENLARGED STAIR PLANS
A222	ENLARGED STAIR PLANS
A230	ENLARGED TOWER PLANS
A231	ENLARGED TOWER PLANS
A240	ENLARGED MECHANICAL PLATFORM PLANS
A241	ENLARGED CONCESSION STANDS
A242	ENLARGED PLANS
A250	ENLARGED FINISH PLANS - EVENT LEVEL
A251	ENLARGED FINISH PLANS - EVENT LEVEL
A252	ENLARGED FINISH PLANS - EVENT LEVEL
A260	ENLARGED RCPS - EVENT LEVEL
A301	OVERALL BUILDING SECTION
A302	OVERALL BUILDING SECTION
A303	OVERALL BUILDING SECTION
A310	WALL SECTIONS
A311	WALL SECTIONS
A312	WALL SECTIONS
A313	WALL SECTIONS
A314	WALL SECTIONS
A315	WALL SECTIONS
A316	WALL SECTIONS
A317	WALL SECTIONS
A320	CURTAIN WALL SECTIONS
A330	CONVEYANCE SECTIONS
A350	STAIR SECTIONS
A351	STAIR SECTIONS
A352	STAIR SECTIONS
A360	INTERIOR SECTIONS
A361	INTERIOR SECTIONS
A362	INTERIOR SECTIONS
A401	INTERIOR ELEVATIONS
A402	TEAM OFFICE ELEVATIONS
A403	INTERIOR ELEVATIONS - EVENT LEVEL
A407	LANCER STORE. TEAM ATHLETICS ELEVATIONS
A411	INTERIOR ELEVATIONS
A412	RESTROOM INTERIOR ELEVATIONS
A413	RESTROOM INTERIOR ELEVATIONS

ARCHITECTURAL SHEET INDEX	
A414	RESTROOM INTERIOR ELEVATIONS
A415	RESTROOM INTERIOR ELEVATIONS
A416	INTERIOR ELEVATIONS
A417	INTERIOR ELEVATIONS
A418	INTERIOR ELEVATIONS
A419	INTERIOR ELEVATIONS
A500	EXTERIOR WALL TYPES
A501	EXTERIOR WALL DETAILS
A507	STOREFRONT AND WINDOW DETAILS
A507.1	STOREFRONT AND WINDOW DETAILS
A509	TYPICAL ROOFING DETAILS
A515	TILE ROOFING DETAILS
A520	EXTERIOR DETAILS
A560	SLAB AND PIT DETAILS
A570	MISC. EXT. DETAILS.
A601	SEATING BOWL REFERENCE PLAN
A604	SEATING BOWL ENLARGED SECTIONS
A606	RAILING DETAILS
A615	BOWL ALTERNATE CONFIGURATION - WRESTLING 4 MAT
A616	BOWL ALTERNATE - CONFIGURATION - CONCERT
A617	BOWL ALTERNATE CONFIGURATION - VOLLEYBALL
A621	BOWL TYPE DIAGRAM
A631	SEATING BOWL ENLARGED PLANS
A641	SEATING BOWL SECTIONS
A642	SEATING BOWL ENLARGED SECTIONS
A651	SEATING BOWL ELEVATIONS
A661	RAILING/BOWL DETAILS
A662	RAILING/BOWL DETAILS
A672	COURT EXTENTS
A700	WALL TYPES
A710	FIRE PROOFING SCHEDULE AND ASSEMBLIES
A712	WALL ASSEMBLIES
A713	WALL DETAILS
A716	WALL FIRESTOPPING AND TOP OF THE WALL DETAILS
A719	WALL PENETRATION DETAILS
A720	SUSPENDED CEILINGS
A721	CEILING DETAILS
A730	WALL AND FLOOR DETAILS
A750	LOBBY GRAND STAIR
A780	STAIR DETAILS
A781	CATWALK RAIL DETAILS & MISC.
A785	ELEVATOR DETAILS
A790	MILLWORK DETAILS
A811	DOOR SCHEDULE
A823	ROOM FINISHES SCHEDULE

MECHANICAL SHEET INDEX	
M-001	MECHANICAL LEGEND AND ABBREVIATIONS
M-002	MECHANICAL SCHEDULES
M-003	MECHANICAL SCHEDULES
M-010	TITLE 24 SHEETS
M-011	TITLE 24 SHEETS
M-012	TITLE 24 SHEETS
M-013	TITLE 24 SHEETS
M-014	TITLE 24 SHEETS
M-015	TITLE 24 SHEETS
M-016	TITLE 24 SHEETS
M-017	TITLE 24 SHEETS
M-101	EVENT LEVEL - HVAC
M-103	MAIN CONCOURSE LEVEL - HVAC
M-104	MEZZANINE LEVEL - HVAC
M-105	CATWALK LEVEL - HVAC PLANS
M-106	ROOF LEVEL - HVAC
M-111-A	EVENT LEVEL - HVAC -SECTOR A
M-111-B	EVENT LEVEL - HVAC -SECTOR B
M-111-C	EVENT LEVEL - HVAC -SECTOR C
M-111-D	EVENT LEVEL - HVAC -SECTOR D
M-111-E	EVENT LEVEL - HVAC -SECTOR E
M-113-A	MAIN CONCOURSE LEVEL - HVAC -SECTOR A
M-113-B	MAIN CONCOURSE LEVEL - HVAC -SECTOR B
M-113-C	MAIN CONCOURSE LEVEL - HVAC -SECTOR C
M-113-D	MAIN CONCOURSE LEVEL - HVAC -SECTOR D
M-114-A	MEZZANINE LEVEL - HVAC -SECTOR A
M-114-B	MEZZANINE LEVEL - HVAC -SECTOR B
M-114-C	MEZZANINE LEVEL - HVAC -SECTOR C
M-114-D	MEZZANINE LEVEL - HVAC -SECTOR D
M-115-A	CATWALK LEVEL - HVAC -SECTOR A
M-115-B	CATWALK LEVEL - HVAC -SECTOR B
M-115-C	CATWALK LEVEL - HVAC -SECTOR C
M-115-D	CATWALK LEVEL - HVAC -SECTOR D
M-401	HVAC ENLARGED PLAN - CUP
M-402	HVAC ENLARGED PLANS - LOWER LEVELS
M-403	HVAC ENLARGED PLANS - CATWALK LEVEL
M-421	MECHANICAL SECTIONS
M-422	MECHANICAL SECTIONS
M-423	MECHANICAL SECTIONS
M-424	MECHANICAL SECTIONS
M-425	MECHANICAL SECTIONS
M-501	AIR SIDE RISER DIAGRAM
M-511	WATER SIDE RISER DIAGRAM
M-512	CUP AND BOILER ROOM SCHEMATIC DIAGRAMS
M-513	VRV REFRIGERANT PIPING DIAGRAMS
M-601	MECHANICAL DETAILS
M-602	MECHANICAL DETAILS
M-611	AHU CONFIGURATIONS
M-701	MECHANICAL CONTROL DIAGRAMS
M-702	MECHANICAL CONTROL DIAGRAMS
M-703	MECHANICAL CONTROL DIAGRAMS
M-704	MECHANICAL CONTROL DIAGRAMS
M-705	MECHANICAL CONTROL DIAGRAMS
M-706	MECHANICAL CONTROL DIAGRAMS
M-707	MECHANICAL CONTROL DIAGRAMS
M-708	MECHANICAL CONTROL DIAGRAMS

PLUMBING SHEET INDEX	
P-001	PLUMBING LEGEND, ABBREVIATIONS & DRAWING LIST
P-002	PLUMBING SCHEDULES
P-003	PLUMBING SCHEDULES AND TITLE 24
P-100	PLUMBING SITE PLAN
P-100U	PLUMBING UNDERGROUND PLAN - OVERALL
P-100U-A	PLUMBING UNDERGROUND LEVEL - SECTOR A
P-100U-B	PLUMBING UNDERGROUND LEVEL - SECTOR B
P-100U-C	PLUMBING UNDERGROUND LEVEL - SECTOR C
P-100U-D	PLUMBING UNDERGROUND LEVEL - SECTOR D
P-100U-E	PLUMBING UNDERGROUND LEVEL - SECTOR E
P-101	EVENT LEVEL - OVERALL PLUMBING PLAN
P-102	MECHANICAL PLATFORM LEVEL - OVERALL PLUMBING PLAN
P-103	MAIN CONCOURSE - OVERALL PLUMBING PLAN
P-104	MEZZANINE LEVEL - OVERALL PLUMBING PLAN
P-105	CATWALK LEVEL - OVERALL PLUMBING PLAN
P-106	ROOF LEVEL - OVERALL PLUMBING PLAN
P-111-A	EVENT LEVEL - PLUMBING PLAN - SECTOR A
P-111-B	EVENT LEVEL - PLUMBING PLAN - SECTOR B
P-111-C	EVENT LEVEL - PLUMBING PLAN - SECTOR C
P-111-D	EVENT LEVEL - PLUMBING PLAN - SECTOR D
P-111-E	EVENT LEVEL - PLUMBING PLAN - SECTOR E
P-112-A	MECHANICAL PLATFORM LEVEL - PLUMBING PLAN - SECTOR A
P-112-B	MECHANICAL PLATFORM LEVEL - PLUMBING PLAN - SECTOR B
P-112-C	MECHANICAL PLATFORM LEVEL - PLUMBING PLAN - SECTOR C
P-112-D	MECHANICAL PLATFORM LEVEL - PLUMBING PLAN - SECTOR D
P-112-E	MECHANICAL PLATFORM LEVEL - PLUMBING PLAN - SECTOR E
P-113-A	MAIN CONCOURSE LEVEL - PLUMBING PLAN - SECTOR A
P-113-B	MAIN CONCOURSE LEVEL - PLUMBING PLAN - SECTOR B
P-113-C	MAIN CONCOURSE LEVEL - PLUMBING PLAN - SECTOR C
P-113-D	MAIN CONCOURSE LEVEL - PLUMBING PLAN - SECTOR D
P-114-A	MEZZANINE LEVEL - PLUMBING PLAN - SECTOR A
P-114-B	MEZZANINE LEVEL - PLUMBING PLAN - SECTOR B
P-114-C	MEZZANINE LEVEL - PLUMBING PLAN - SECTOR C
P-114-D	MEZZANINE LEVEL - PLUMBING PLAN - SECTOR D
P-115-A	CATWALK LEVEL - PLUMBING PLAN - SECTOR A
P-115-B	CATWALK LEVEL - PLUMBING PLAN - SECTOR B
P-115-C	CATWALK LEVEL - PLUMBING PLAN - SECTOR C
P-115-D	CATWALK LEVEL - PLUMBING PLAN - SECTOR D
P-301	ENLARGED PLUMBING PLANS - EVENT LEVEL
P-302	ENLARGED PLUMBING PLANS
P-303	ENLARGED PLUMBING PLANS
P-304	ENLARGED PLUMBING PLANS
P-305	ENLARGED PLUMBING PLANS
P-306	ENLARGED PLUMBING PLANS
P-401	FIRE PROTECTION RISER DIAGRAM
P-401A	FIRE PROTECTION - SMOKE CONTROL ZONING
P-402	PLUMBING DOMESTIC WATER RISER DIAGRAM
P-402A	PLUMBING DOMESTIC WATER RISER DIAGRAM - CONTINUATION
P-402B	PLUMBING DOMESTIC WATER RISER DIAGRAM - CONTINUATION
P-402C	PLUMBING DOMESTIC WATER RISER DIAGRAM - CONTINUATION
P-402D	PLUMBING DOMESTIC WATER RISER DIAGRAM - CONTINUATION
P-402E	PLUMBING DOMESTIC WATER RISER DIAGRAM - CONTINUATION
P-402F	PLUMBING DOMESTIC WATER RISER DIAGRAM - CONTINUATION
P-403	PLUMBING STORM AND OVERFLOW RISER DIAGRAM
P-404	PLUMBING SANITARY AND VENT RISER DIAGRAM
P-404A	PLUMBING SANITARY AND VENT RISER DIAGRAM
P-404B	PLUMBING SANITARY AND VENT RISER DIAGRAM
P-404C	PLUMBING SANITARY AND VENT RISER DIAGRAM
P-405	PLUMBING NATURAL GAS RISER DIAGRAM
P-501	PLUMBING DETAILS
P-502	PLUMBING DETAILS
P-503	PLUMBING DETAILS

ELECTRICAL SHEET INDEX	
E-001	ELECTRICAL LEGEND AND ABBREVIATIONS
E-002	ELECTRICAL SCHEDULES
E-003	ELECTRICAL SCHEDULES
E-004	ELECTRICAL SCHEDULES
E-005	ELECTRICAL SCHEDULES
E-006	ELECTRICAL SCHEDULES
E-007	ELECTRICAL SCHEDULES
E-008	ELECTRICAL SCHEDULES
E-009	ELECTRICAL SCHEDULES
E-010	ELECTRICAL SCHEDULES
E-100	ELECTRICAL SITE PLAN
E-100-U	ELECTRICAL UNDERGROUND PLAN
E-111-A	EVENT LEVEL - POWER PLAN - SECTOR A
E-111-B	EVENT LEVEL - POWER PLAN - SECTOR B
E-111-C	EVENT LEVEL - POWER PLAN - SECTOR C
E-111-D	EVENT LEVEL - POWER PLAN - SECTOR D
E-111-E	EVENT LEVEL - POWER PLAN - SECTOR E
E-112-A	MECHANICAL PLATFORM LEVEL - POWER PLAN - SECTOR A
E-112-B	MECHANICAL PLATFORM LEVEL - POWER PLAN - SECTOR B
E-112-C	MECHANICAL PLATFORM LEVEL - POWER PLAN - SECTOR C
E-112-D	MECHANICAL PLATFORM LEVEL - POWER PLAN - SECTOR D
E-113-A	MAIN CONCOURSE LEVEL - POWER PLAN - SECTOR A
E-113-B	MAIN CONCOURSE LEVEL - POWER PLAN - SECTOR B
E-113-C	MAIN CONCOURSE LEVEL - POWER PLAN - SECTOR C
E-113-D	MAIN CONCOURSE LEVEL - POWER PLAN - SECTOR D
E-115-A	CATWALK LEVEL - POWER PLAN - SECTOR A
E-115-B	CATWALK LEVEL - POWER PLAN - SECTOR B
E-115-C	CATWALK LEVEL - POWER PLAN - SECTOR C
E-115-D	CATWALK LEVEL - POWER PLAN - SECTOR D
E-401	ENLARGED ELECTRICAL PLANS - EVENT LEVEL
E-402	ENLARGED ELECTRICAL PLANS - EVENT LEVEL
E-501	ELECTRICAL POWER RISER DIAGRAM
E-502	FIRE ALARM RISER DIAGRAM
E-503	ELECTRICAL GROUNDING RISER DIAGRAM
E-601	ELECTRICAL DETAILS
E-602	ELECTRICAL DETAILS
E-603	ELECTRICAL DETAILS
E-604	ELECTRICAL DETAILS
E-605	EVENT LIGHTING CALCULATION GRID
E-700	ELECTRICAL TITLE-24 DOCUMENTATION
E-701	ELECTRICAL TITLE-24 DOCUMENTATION
E-702	ELECTRICAL TITLE-24 DOCUMENTATION
E-703	ELECTRICAL TITLE-24 DOCUMENTATION
E-704	ELECTRICAL TITLE-24 DOCUMENTATION
E-705	ELECTRICAL TITLE-24 DOCUMENTATION
E-706	ELECTRICAL TITLE-24 DOCUMENTATION
E-707	ELECTRICAL TITLE-24 DOCUMENTATION
E-708	ELECTRICAL TITLE-24 DOCUMENTATION
E-709	ELECTRICAL TITLE-24 DOCUMENTAITON
EL-111-A	EVENT LEVEL - LIGHTING PLAN - SECTOR A
EL-111-B	EVENT LEVEL - LIGHTING PLAN - SECTOR B
EL-111-C	EVENT LEVEL - LIGHTING PLAN - SECTOR C
EL-111-D	EVENT LEVEL - LIGHTING PLAN - SECTOR D
EL-111-E	EVENT LEVEL - LIGHTING PLAN - SECTOR E
EL-112-A	MECHANICAL PLATFORM LEVEL - LIGHTING PLAN - SECTOR A
EL-112-B	MECHANICAL PLATFORM LEVEL - LIGHTING PLAN - SECTOR B
EL-112-C	MECHANICAL PLATFORM LEVEL - LIGHTING PLAN - SECTOR C
EL-112-D	MECHANICAL PLATFORM LEVEL - LIGHTING PLAN - SECTOR D
EL-113-A	MAIN CONCOURSE LEVEL - LIGHTING PLAN - SECTOR A
EL-113-B	MAIN CONCOURSE LEVEL - LIGHTING PLAN - SECTOR B
EL-113-C	MAIN CONCOURSE LEVEL - LIGHTING PLAN - SECTOR C
EL-113-D	MAIN CONCOURSE LEVEL - LIGHTING PLAN - SECTOR D
EL-115-A	CATWALK LEVEL - LIGHTING PLAN - SECTOR A
EL-115-B	CATWALK LEVEL - LIGHTING PLAN - SECTOR B
EL-115-C	CATWALK LEVEL - LIGHTING PLAN - SECTOR C
EL-115-D	CATWALK LEVEL - LIGHTING PLAN - SECTOR D
EL-115-E	CATWALK LEVEL - OVERALL LIGHTING PLAN
EL-116	SITE LIGHTING PHOTOMETRICS

CALIFORNIA BAPTIST UNIVERSITY
EVENTS CENTER

8431 DIANA AVENUE, RIVERSIDE, CA

ISSUE FOR CONSTRUCTION
01-22-2016

LICENSED ARCHITECT
ROBERT M. SIMONS
No. C-18301
Jan. 31, 2017
STATE OF CALIFORNIA

REVISIONS:

	DESCRIPTION	DATE
1		
2		
3		
4		
5		
6		
7		
8		
9		
10		

DATE ISSUED: 01/22/2016

SVA PROJECT NO: 2014-40129

SCALE:

SHEET NUMBER: G001.1

SHEET TITLE:

SHEET INDEX VOLUME 1

VOLUME 1 OF 2

3 MACARTHUR PLACE, SUITE 850 SANTA ANA, CA 92707
T 949.809.3380 WWW.SVA-ARCHITECTS.COM

THIS DOCUMENT CONTAINS INFORMATION PROPRIETARY TO SVA ARCHITECTS INC. AND IS FURNISHED IN CONFIDENCE FOR THE LIMITED PURPOSE OF EVALUATION, BIDDING OR REVIEW. THIS DOCUMENT OR ITS CONTENTS MAY NOT BE USED FOR ANY OTHER PURPOSE AND MAY NOT BE REPRODUCED OR DISCLOSED TO OTHERS WITHOUT THE PRIOR WRITTEN CONSENT OF SVA ARCHITECTS INC. ALL RIGHTS RESERVED. © COPYRIGHT 2015.

AUDIO VISUAL SHEET INDEX	
AV000	GENERAL NOTES AND LEGENDS
AV100	SITE PLAN
AV201-A	EVENT - SECTOR A
AV201-B	EVENT - SECTOR B
AV201-C	EVENT - SECTOR C
AV201-D	EVENT - SECTOR D
AV202-A	MAIN CONCOURSE - SECTOR A
AV202-B	MAIN CONCOURSE - SECTOR B
AV202-C	MAIN CONCOURSE - SECTOR C
AV202-D	MAIN CONCOURSE - SECTOR D
AV203-A	MEZZANINE - SECTOR A
AV203-B	MEZZANINE - SECTOR B
AV203-D	MEZZANINE - SECTOR D
AV203C	MEZZANINE - SECTOR C
AV204-A	CATWALK - SECTOR A
AV204-B	CATWALK - SECTOR B
AV204-C	CATWALK - SECTOR C
AV204-D	CATWALK - SECTOR D
AV301-A	EVENT RCP - SECTOR A
AV301-B	EVENT RCP - SECTOR B
AV301-C	EVENT RCP - SECTOR C
AV301-D	EVENT RCP - SECTOR D
AV302-A	MAIN CONCOURSE RCP - SECTOR A
AV302-B	MAIN CONCOURSE RCP - SECTOR B
AV302-C	MAIN CONCOURSE RCP - SECTOR C
AV302-D	MAIN CONCOURSE RCP - SECTOR D
AV304-A	CATWALK RCP - SECTOR A
AV304-B	CATWALK RCP - SECTOR B
AV304-C	CATWALK RCP - SECTOR C
AV304-D	CATWALK RCP - SECTOR D
AV401	ENLARGED PLANS
AV402	RIGGING SECTIONS
AV600	AV DETAILS AND LEGEND
AV610	AV FUNCTIONAL DIAGRAMS
AV611	AV FUNCTIONAL DIAGRAMS
AV612	AV FUNCTIONAL DIAGRAMS
AV620	AV PLATE AND PANEL DETAILS
AV630	AV RACK ELEVATIONS AND DETAILS
AV701	VIDEO WALL DETAILS
AV801	BROADCAST BOX MOUNTING DETAILS
AV804	NETWORK INTERCONNECT ELEVATIONS
AV805	BROADCAST PANEL AND PLATE DETAILS
AV807	BROADCAST DISTRIBUTION DIAGRAM
AV810	BROADCAST CABLE SCHEDULE
AV814	BRAODCAST RADIO DETAILS
AV820	BROADCAST BOH JBT FUNCTIONAL
AV821	BROADCAST TV ANOUNCE JBT/P DETAILS
AV822	BROADCAST MAIN FOLLOW JBT FUNCTIONAL
AV850	PHOTO STROBE DETAILS
AV901	IPTV DISTRIBUTION FUNCTIONAL DIAGRAM
AV902	IPTV DISTRIBUTION FUNCTIONAL DIAGRAM
AV1101	VIDEO PRODUCITON FUNCTIONALS
AV1102	VIDEO REPLAY AUDIO FUNCTIONALS
AV1103	VIDEO PRODUCTION CONTROL FUNCTIONALS
AV1104	VIDEO PRODUCTION INTERCOM FUNCTIONAL
EL-201	EXTERIOR ELEVATION - LIGHTING PLAN
ES000	GENERAL NOTES AND LEGENDS
ES100	SITE PLAN
ES201-A	EVENT - SECTOR A
ES201-B	EVENT - SECTOR B
ES201-C	EVENT - SECTOR C
ES201-D	EVENT - SECTOR D
ES201-E	EVENT - SECTOR E
ES202-A	MAIN CONCOURSE - SECTOR A
ES202-B	MAIN CONCOURSE - SECTOR B
ES202-C	MAIN CONCOURSE - SECTOR C
ES202-D	MAIN CONCOURSE - SECTOR D
ES204-A	CATWALK - SECTOR A
ES204-B	CATWALK - SECTOR B
ES204-C	CATWALK - SECTOR C
ES204-D	CATWALK - SECTOR D
ES301-A	EVENT RCP - SECTOR A
ES301-B	EVENT RCP - SECTOR B
ES301-C	EVENT RCP - SECTOR C
ES301-D	EVENT RCP - SECTOR D
ES301-E	EVENT RCP - SECTOR E
ES302-A	MAIN CONCOURSE RCP - SECTOR A
ES302-B	MAIN CONCOURSE RCP - SECTOR B
ES302-C	MAIN CONCOURSE RCP - SECTOR C
ES302-D	MAIN CONCOURSE RCP - SECTOR D
ES304-A	CATWALK RCP - SECTOR A
ES304-B	CATWALK RCP - SECTOR B
ES304-C	CATWALK RCP - SECTOR C
ES304-D	CATWALK RCP - SECTOR D
ES401	ENLARGED PLANS
ES402	ENLARGED PLANS
ES403	ENLARGED PLANS
ES404	ENLARGED PLANS
ES405	ENLARGED PLANS
ES406	ENLARGED PLANS
ES701	TELECOMMUNICATIONS DETAILS
ES702	TELECOMMUNICATIONS DIAGRAMS
ES703	TELECOMMUNICATION DETAILS
ES704	TELECOMMUNICATION DETAILS
ES705	COMMUNICATION DETAILS
ES901	ACCESS CONTROL RISER DIAGRAM
ES902	ACCESS CONTROL AND CAMERA SCHEDULES
ES903	ACCESS CONTROL AND VIDEO SURVEILLANCE DETAILS

STAGE LIGHTING & RIGGING SHEET INDEX	
TL-000	SHEET INDEX AND PROJECT NOTES
TL-111	CHAPEL & PREGAME LIGHTING PLAN - EVENT LEVEL
TL-112	CHAPEL & PREGAME LIGHTING PLAN - CONCOURSE LEVEL
TL-114	CHAPEL & PREGAME LIGHTING PLAN - CATWALK LEVEL
TL-811	STAGE LIGHTING DETAILS - CIRCUIT DEVICES
TL-821	STAGE LIGHTING DETAILS - CONTROL DEVICES
TL-822	STAGE LIGHTING DETAILS - CONTROL DEVICES
TL-911	CHAPEL & PREGAME LIGHTING CONTROL RISER
TL-921	STAGE LIGHTING SCHEDULES
TL-931	CHAPEL & PREGAME LIGHTING PLOT
TR-000	SHEET INDEX AND PROJECT NOTES
TR-114	CHAPEL STAGE RIGGING PLAN
TR-301	CHAPEL RIGGING SECTION
TR-711	CHAPEL STAGE RIGGING ELEVATIONS
TR-712	CHAPEL STAGE RIGGING ELEVATIONS
TR-801	STAGE RIGGING DETAILS
TR-802	STAGE RIGGING DETAILS
TR-911	CHAPEL RIGGING SCHEDULES AND RISER

EVENT AUDIO SHEET INDEX	
SS-001	BOWL AUDIO COVER SHEET
SS-002	BOWL AUDIO NOTES
SS-131	BOWL AUDIO REFLECTED CEILING PLAN
SS-132	BOWL AUDIO CATWALK PLAN
SS-133	BOWL AUDIO EVENT LEVEL PLAN - SPORTS
SS-134	BOWL AUDIO EVENT LEVEL PLAN - CHAPEL / CONCERT
SS-201	BOWL AUDIO BOWL SECTION EAST
SS-202	BOWL AUDIO BOWL SECTION SOUTH
SS-203	BOWL AUDIO SECTIONS - SPORTS
SS-211	BOWL AUDIO SOUND BOOTH DETAILS
SS-212	BOWL AUDIO PICTORIAL VIEWS
SS-213	BOWL AUDIO CHAPEL / CONCERT DETAILS
SS-301	BOWL AUDIO PANELS & WIRING SCHEDULES
SS-E100	BOWL AUDIO ELECTRICAL COORDINATION LEGENDS
SS-E101	BOWL AUDIO ELECTRICAL COORDINATION EVENT LEVEL
SS-E102	EVENT AUDIO ELECTRICAL COORDINATION CONCOURSE LEVEL
SS-E103	EVENT AUDIO ELECTRICAL COORDINATION CATWALK LEVEL
SS-E104	BOWL AUDIO CATWALK ELECTRICAL COORDINATION DETAILS
SS-E602	BOWL AUDIO ELECTRICAL COORDINATION SOUND POWER
SS-E603	BOWL AUDIO ELECTRICAL COORDINATION SCHEDULES

FOOD SERVICE SHEET INDEX	
QF-000	FOOD SERVICE INDEX
QF-100	EVENT LEVEL OVERALL EQUIPMENT PLAN
QF-101	CONCOURSE LEVEL OVERALL EQUIPMENT PLAN
QF-400	FOOD SERVICE EQUIPMENT PLAN EVENT LEVEL - MAIN KITCHEN
QF-401	FOOD SERVICE UTILITY SCHEDULE
QF-402	SPECIAL CONDITIONS PLAN
QF-403	PLUMBING PLAN
QF-404	ELECTRICAL PLAN
QF-405	FOOD SERVICE EQUIPMENT PLAN EVENT LEVEL - CONCESSION
QF-406	FOOD SERVICE UTILITY SCHEDULE
QF-407	SPECIAL CONDITIONS PLAN
QF-408	PLUMBING PLAN
QF-409	ELECTRICAL PLAN
QF-410	FOOD SERVICE EQUIPMENT PLAN CONCOURSE LEVEL - NW CONCESSION
QF-411	FOOD SERVICE UTILITY SCHEDULE
QF-412	SPECIAL CONDITIONS PLAN
QF-413	PLUMBING PLAN
QF-414	ELECTRICAL PLAN
QF-415	FOOD SERVCIE EQUIPMENT PLAN CONCOURSE LEVEL - NE CONCESSION
QF-416	FOOD SERVICE UTILITY SCHEDULE
QF-417	SPECIAL CONDITIONS PLAN
QF-418	PLUMBING PLAN
QF-419	ELECTRICAL PLAN
QF-420	FOOD SERVICE EQUIPMENT PLAN CONCOURSE LEVEL - SO CONCESSION
QF-421	FOOD SERVICE UTILITY SCHEDULE
QF-422	SPECIAL CONDITIONS PLAN
QF-423	PLUMBING PLAN
QF-424	ELECTRICAL PLAN
QF-500	STANDARD DETAILS
QF-501	STANDARD DETAILS
QF-502	STANDARD DETAILS
QF-601	EXHAUST HOOD DETAILS
QF-602	EXHAUST HOOD DETAILS
QF-603	EXHAUST HOOD DETAILS
QF-604	EXHAUST HOOD DETAILS
QF-605	EXHAUST HOOD DETAILS
QF-610	WALK-IN DETAILS
QF-611	WALK-IN DETAILS
QF-612	REFRIGERATION DETAILS
QF-613	REFRIGERATION DETAILS
QF-700	EVENT LEVEL ELEVATION INDEX
QF-701	CONCOURSE LEVEL ELEVATION INDEX
QF-702	EVENT LEVEL ELEVATION DETAILS
QF-703	EVENT LEVEL ELEVATION DETAILS
QF-704	CONCOURSE LEVEL ELEVATION DETAILS
QF-705	CONCOURSE LEVEL ELEVATION DETAILS
QF-706	CONCOURSE LEVEL ELEVATION DETAILS

LANDSCAPE SHEET INDEX	
_T-1	LANDSCAPE TITLE SHEET
LC-1	CONSTRUCTION PLAN
LC-2	CONSTRUCTION PLAN
LC-3	CONSTRUCTION PLAN
LC-4	CONSTRUCTION PLAN
LI-1	IRRIGATION PLAN
LI-2	IRRIGATION PLAN
LI-3	IRRIGATION PLAN
LI-4	IRRIGATION DETAILS
LP-1	PLANTING PLAN
LP-2	PLANTING PLAN
LP-3	PLANTING PLAN
LP-4	PLANTING & CONSTRUCTION DEALS

CALIFORNIA BAPTIST UNIVERSITY

EVENTS CENTER

8431 DIANA AVENUE, RIVERSIDE, CA

cbu

-

REVISIONS:

	DESCRIPTION	DATE
1	ASI-002	3/09/16
2		
3		
4		
5		
6		
7		
8		
9		
10		

DATE ISSUED: 01/22/2016

SVA PROJECT NO: 2014-40129

SCALE:

SHEET NUMBER: **G001.2**

SHEET TITLE:

SHEET INDEX VOLUME 2

VOLUME 2 OF 2

ARCHITECTS

3 MACARTHUR PLACE, SUITE 850 SANTA ANA, CA 92707

T 949.809.3380 WWW.SVA-ARCHITECTS.COM

THIS DOCUMENT CONTAINS INFORMATION PROPRIETARY TO SVA ARCHITECTS INC. AND IS FURNISHED IN CONFIDENCE FOR THE LIMITED PURPOSE OF EVALUATION, BIDDING OR REVIEW. THIS DOCUMENT OR ITS CONTENTS MAY NOT BE USED FOR ANY OTHER PURPOSE AND MAY NOT BE REPRODUCED OR DISCLOSED TO OTHERS WITHOUT THE PRIOR WRITTEN CONSENT OF SVA ARCHITECTS INC. ALL RIGHTS RESERVED. © COPYRIGHT 2015.

AUDIO VISUAL SHEET INDEX	
AV000	GENERAL NOTES AND LEGENDS
AV100	SITE PLAN
AV201-A	EVENT - SECTOR A
AV201-B	EVENT - SECTOR B
AV201-C	EVENT - SECTOR C
AV201-D	EVENT - SECTOR D
AV202-A	MAIN CONCOURSE - SECTOR A
AV202-B	MAIN CONCOURSE - SECTOR B
AV202-C	MAIN CONCOURSE - SECTOR C
AV202-D	MAIN CONCOURSE - SECTOR D
AV203-A	MEZZANINE - SECTOR A
AV203-B	MEZZANINE - SECTOR B
AV203-D	MEZZANINE - SECTOR D
AV203C	MEZZANINE - SECTOR C
AV204-A	CATWALK - SECTOR A
AV204-B	CATWALK - SECTOR B
AV204-C	CATWALK - SECTOR C
AV204-D	CATWALK - SECTOR D
AV301-A	EVENT RCP - SECTOR A
AV301-B	EVENT RCP - SECTOR B
AV301-C	EVENT RCP - SECTOR C
AV301-D	EVENT RCP - SECTOR D
AV302-A	MAIN CONCOURSE RCP - SECTOR A
AV302-B	MAIN CONCOURSE RCP - SECTOR B
AV302-C	MAIN CONCOURSE RCP - SECTOR C
AV302-D	MAIN CONCOURSE RCP - SECTOR D
AV304-A	CATWALK RCP - SECTOR A
AV304-B	CATWALK RCP - SECTOR B
AV304-C	CATWALK RCP - SECTOR C
AV304-D	CATWALK RCP - SECTOR D
AV401	ENLARGED PLANS
AV402	RIGGING SECTIONS
AV600	AV DETAILS AND LEGEND
AV610	AV FUNCTIONAL DIAGRAMS
AV611	AV FUNCTIONAL DIAGRAMS
AV612	AV FUNCTIONAL DIAGRAMS
AV620	AV PLATE AND PANEL DETAILS
AV630	AV RACK ELEVATIONS AND DETAILS
AV701	VIDEO WALL DETAILS
AV801	BROADCAST BOX MOUNTING DETAILS
AV804	NETWORK INTERCONNECT ELEVATIONS
AV805	BROADCAST PANEL AND PLATE DETAILS
AV807	BROADCAST DISTRIBUTION DIAGRAM
AV810	BROADCAST CABLE SCHEDULE
AV814	BRAODCAST RADIO DETAILS
AV820	BROADCAST BOH JBT FUNCTIONAL
AV821	BROADCAST TV ANOUNCE JBT/P DETAILS
AV822	BROADCAST MAIN FOLLOW JBT FUNCTIONAL
AV850	PHOTO STROBE DETAILS
AV901	IPTV DISTRIBUTION FUNCTIONAL DIAGRAM
AV902	IPTV DISTRIBUTION FUNCTIONAL DIAGRAM
AV1101	VIDEO PRODUCITON FUNCTIONALS
AV1102	VIDEO REPLAY AUDIO FUNCTIONALS
AV1103	VIDEO PRODUCTION CONTROL FUNCTIONALS
AV1104	VIDEO PRODUCTION INTERCOM FUNCTIONAL
EL-201	EXTERIOR ELEVATION - LIGHTING PLAN
ES000	GENERAL NOTES AND LEGENDS
ES100	SITE PLAN
ES201-A	EVENT - SECTOR A
ES201-B	EVENT - SECTOR B
ES201-C	EVENT - SECTOR C
ES201-D	EVENT - SECTOR D
ES201-E	EVENT - SECTOR E
ES202-A	MAIN CONCOURSE - SECTOR A
ES202-B	MAIN CONCOURSE - SECTOR B
ES202-C	MAIN CONCOURSE - SECTOR C
ES202-D	MAIN CONCOURSE - SECTOR D
ES204-A	CATWALK - SECTOR A
ES204-B	CATWALK - SECTOR B
ES204-C	CATWALK - SECTOR C
ES204-D	CATWALK - SECTOR D
ES301-A	EVENT RCP - SECTOR A
ES301-B	EVENT RCP - SECTOR B
ES301-C	EVENT RCP - SECTOR C
ES301-D	EVENT RCP - SECTOR D
ES301-E	EVENT RCP - SECTOR E
ES302-A	MAIN CONCOURSE RCP - SECTOR A
ES302-B	MAIN CONCOURSE RCP - SECTOR B
ES302-C	MAIN CONCOURSE RCP - SECTOR C
ES302-D	MAIN CONCOURSE RCP - SECTOR D
ES304-A	CATWALK RCP - SECTOR A
ES304-B	CATWALK RCP - SECTOR B
ES304-C	CATWALK RCP - SECTOR C
ES304-D	CATWALK RCP - SECTOR D
ES401	ENLARGED PLANS
ES402	ENLARGED PLANS
ES403	ENLARGED PLANS
ES404	ENLARGED PLANS
ES405	ENLARGED PLANS
ES406	ENLARGED PLANS
ES701	TELECOMMUNICATIONS DETAILS
ES702	TELECOMMUNICATIONS DIAGRAMS
ES703	TELECOMMUNICATION DETAILS
ES704	TELECOMMUNICATION DETAILS
ES705	COMMUNICATION DETAILS
ES901	ACCESS CONTROL RISER DIAGRAM
ES902	ACCESS CONTROL AND CAMERA SCHEDULES
ES903	ACCESS CONTROL AND VIDEO SURVEILLANCE DETAILS

STAGE LIGHTING & RIGGING SHEET INDEX	
TL-000	SHEET INDEX AND PROJECT NOTES
TL-111	CHAPEL & PREGAME LIGHTING PLAN - EVENT LEVEL
TL-112	CHAPEL & PREGAME LIGHTING PLAN - CONCOURSE LEVEL
TL-114	CHAPEL & PREGAME LIGHTING PLAN - CATWALK LEVEL
TL-811	STAGE LIGHTING DETAILS - CIRCUIT DEVICES
TL-821	STAGE LIGHTING DETAILS - CONTROL DEVICES
TL-822	STAGE LIGHTING DETAILS - CONTROL DEVICES
TL-911	CHAPEL & PREGAME LIGHTING CONTROL RISER
TL-921	STAGE LIGHTING SCHEDULES
TL-931	CHAPEL & PREGAME LIGHTING PLOT
TR-000	SHEET INDEX AND PROJECT NOTES
TR-114	CHAPEL STAGE RIGGING PLAN
TR-301	CHAPEL RIGGING SECTION
TR-711	CHAPEL STAGE RIGGING ELEVATIONS
TR-712	CHAPEL STAGE RIGGING ELEVATIONS
TR-801	STAGE RIGGING DETAILS
TR-802	STAGE RIGGING DETAILS
TR-911	CHAPEL RIGGING SCHEDULES AND RISER

EVENT AUDIO SHEET INDEX	
SS-001	BOWL AUDIO COVER SHEET
SS-002	BOWL AUDIO NOTES
SS-131	BOWL AUDIO REFLECTED CEILING PLAN
SS-132	BOWL AUDIO CATWALK PLAN
SS-133	BOWL AUDIO EVENT LEVEL PLAN - SPORTS
SS-134	BOWL AUDIO EVENT LEVEL PLAN - CHAPEL / CONCERT
SS-201	BOWL AUDIO BOWL SECTION EAST
SS-202	BOWL AUDIO BOWL SECTION SOUTH
SS-203	BOWL AUDIO SECTIONS - SPORTS
SS-211	BOWL AUDIO SOUND BOOTH DETAILS
SS-212	BOWL AUDIO PICTORIAL VIEWS
SS-213	BOWL AUDIO CHAPEL / CONCERT DETAILS
SS-301	BOWL AUDIO PANELS & WIRING SCHEDULES
SS-E100	BOWL AUDIO ELECTRICAL COORDINATION LEGENDS
SS-E101	BOWL AUDIO ELECTRICAL COORDINATION EVENT LEVEL
SS-E102	EVENT AUDIO ELECTRICAL COORDINATION CONCOURSE LEVEL
SS-E103	EVENT AUDIO ELECTRICAL COORDINATION CATWALK LEVEL
SS-E104	BOWL AUDIO CATWALK ELECTRICAL COORDINATION DETAILS
SS-E602	BOWL AUDIO ELECTRICAL COORDINATION SOUND POWER
SS-E603	BOWL AUDIO ELECTRICAL COORDINATION SCHEDULES

FOOD SERVICE SHEET INDEX	
QF-000	FOOD SERVICE INDEX
QF-100	EVENT LEVEL OVERALL EQUIPMENT PLAN
QF-101	CONCOURSE LEVEL OVERALL EQUIPMENT PLAN
QF-400	FOOD SERVICE EQUIPMENT PLAN EVENT LEVEL - MAIN KITCHEN
QF-401	FOOD SERVICE UTILITY SCHEDULE
QF-402	SPECIAL CONDITIONS PLAN
QF-403	PLUMBING PLAN
QF-404	ELECTRICAL PLAN
QF-405	FOOD SERVICE EQUIPMENT PLAN EVENT LEVEL - CONCESSION
QF-406	FOOD SERVICE UTILITY SCHEDULE
QF-407	SPECIAL CONDITIONS PLAN
QF-408	PLUMBING PLAN
QF-409	ELECTRICAL PLAN
QF-410	FOOD SERVICE EQUIPMENT PLAN CONCOURSE LEVEL - NW CONCESSION
QF-411	FOOD SERVICE UTILITY SCHEDULE
QF-412	SPECIAL CONDITIONS PLAN
QF-413	PLUMBING PLAN
QF-414	ELECTRICAL PLAN
QF-415	FOOD SERVCIE EQUIPMENT PLAN CONCOURSE LEVEL - NE CONCESSION
QF-416	FOOD SERVICE UTILITY SCHEDULE
QF-417	SPECIAL CONDITIONS PLAN
QF-418	PLUMBING PLAN
QF-419	ELECTRICAL PLAN
QF-420	FOOD SERVICE EQUIPMENT PLAN CONCOURSE LEVEL - SO CONCESSION
QF-421	FOOD SERVICE UTILITY SCHEDULE
QF-422	SPECIAL CONDITIONS PLAN
QF-423	PLUMBING PLAN
QF-424	ELECTRICAL PLAN
QF-500	STANDARD DETAILS
QF-501	STANDARD DETAILS
QF-502	STANDARD DETAILS
QF-600	EXHAUST HOOD DETAILS
QF-601	EXHAUST HOOD DETAILS
QF-602	EXHAUST HOOD DETAILS
QF-603	EXHAUST HOOD DETAILS
QF-604	EXHAUST HOOD DETAILS
QF-605	EXHAUST HOOD DETAILS
QF-606	EXHAUST HOOD DETAILS
QF-607	EXHAUST HOOD DETAILS
QF-608	EXHAUST HOOD DETAILS
QF-609	EXHAUST HOOD DETAILS
QF-610	WALK-IN DETAILS
QF-611	WALK-IN DETAILS
QF-612	REFRIGERATION DETAILS
QF-613	REFRIGERATION DETAILS
QF-700	EVENT LEVEL ELEVATION INDEX
QF-701	CONCOURSE LEVEL ELEVATION INDEX
QF-702	EVENT LEVEL ELEVATION DETAILS
QF-703	EVENT LEVEL ELEVATION DETAILS
QF-704	CONCOURSE LEVEL ELEVATION DETAILS
QF-705	CONCOURSE LEVEL ELEVATION DETAILS
QF-706	CONCOURSE LEVEL ELEVATION DETAILS

LANDSCAPE SHEET INDEX	
LI-1	IRRIGATION PLAN
LI-2	IRRIGATION PLAN
LI-3	IRRIGATION PLAN
LI-4	IRRIGATION DETAILS
LP-1	PLANTING PLAN
LP-2	PLANTING PLAN
LP-3	PLANTING PLAN
LP-4	PLANTING & CONSTRUCTION DEALS

CALIFORNIA BAPTIST UNIVERSITY

EVENTS CENTER

8431 DIANA AVENUE, RIVERSIDE, CA

ISSUE FOR CONSTRUCTION 01-22-2016

LICENSED ARCHITECT ROBERT M. SIMONS No. C-18301 Jan. 31, 2017 STATE OF CALIFORNIA

REVISIONS:

	DESCRIPTION	DATE
1		
2		
3		
4		
5		
6		
7		
8		
9		
10		

DATE ISSUED: 01/22/2016

SVA PROJECT NO: 2014-40129

SCALE:

SHEET NUMBER: G001.2

SHEET TITLE:

SHEET INDEX VOLUME 2

VOLUME 2 OF 2

3 MACARTHUR PLACE, SUITE 850 SANTA ANA, CA 92707
T 949.809.3380 WWW.SVA-ARCHITECTS.COM

THIS DOCUMENT CONTAINS INFORMATION PROPRIETARY TO SVA ARCHITECTS INC. AND IS FURNISHED IN CONFIDENCE FOR THE LIMITED PURPOSE OF EVALUATION, BIDDING OR REVIEW. THIS DOCUMENT OR ITS CONTENTS MAY NOT BE USED FOR ANY OTHER PURPOSE AND MAY NOT BE REPRODUCED OR DISCLOSED TO OTHERS WITHOUT THE PRIOR WRITTEN CONSENT OF SVA ARCHITECTS INC. ALL RIGHTS RESERVED. © COPYRIGHT 2015.

SIGNAGE MESSAGE SCHEDULE

Sign Number	Sign Type	Description	Message	Room Number
1A.01	ID-01	Room ID		A109
1A.02	ID-01	Room ID		A103
1A.03	ID-01	Room ID		A104
1A.04	ID-01	Room ID		A106
1A.05	ID-01	Room ID		A111
1A.06	ID-01	Room ID		A114
1A.07	ID-01	Room ID	STORAGE	A108
1A.08	ID-01	Room ID		A107
1A.09	ID-01	Room ID		A105
1A.10	ID-01	Room ID		A117
1A.11	ID-01	Room ID		A116
1A.12	ID-01	Room ID		A102
1A.13	ID-01	Room ID		A110
1A.14	ID-01	Room ID		A113
1A.15	ID-03	EXIT	EXIT	
1A.16	ID-01	Room ID	IT CLOSETS	A130
1A.17	ID-01	Room ID	QUADRANT POWER ROOM	A131
1A.18	ID-01	Room ID	VIDEO MEETING ROOM	A128
1A.19	ID-01	Room ID	VIDEO MEETING ROOM	A128
1A.20	ID-01	Room ID		A129
1A.21	ID-01	Room ID		A138
1A.22	ID-01	Room ID		A145
1A.23	ID-01	Room ID		A134
1A.24	ID-01	Room ID		A140
1A.25	ID-01	Room ID	BASKETBALL OFFICES	A140
1A.26	ID-01	Room ID	ELEVATOR CONTROL ROOM	A170
1A.27	W-01	Wall Mounted Wayfinding	<see detail>	A121
1A.28	ID-05	CBU lettering	<see detail>	A121
1A.29	W-2	Hanging Directional	<see detail>	A122
1A.30	C-01	Concession Level 1	REFRESHMENTS	A123
1A.31	ID-01	Room ID	STORAGE	A120
1A.32	W-07	Event Level Restroom	RESTROOMS	
1A.33	ID-01	Room ID	JANITOR	A126A
1A.34	ID-02	Pictogram ID	FAMILY RESTROOM	A126
1A.35	ID-01	Room ID	STORAGE	A120
1A.36	ID-02	Pictogram ID	WOMEN <women pictogram>	A124
1A.37	ID-02	Pictogram ID	MEN <men pictogram>	A125
1A.38	ID-04	MAX OCC	MAX OCCUPANCY 5,232	
1B.01	ID-01	Room ID	TEAM STORE	B101
1B.02	ID-01	Room ID	AV CLOSET	B100
1B.03	W-01	Wall Mounted Wayfinding	<see detail>	A121
1B.04	W-2	Hanging Directional	<see detail>	A122
1B.05	ID-01	Room ID	TEAM STORE	B101
1B.06	C-01	Concession Level 1	REFRESHMENTS	B130
1B.07	W-07	Event Level Restroom	RESTROOMS	
1B.08	ID-01	Room ID	CONCESSION	B140
1B.09	ID-01	Room ID	CONCESSION	B130
1B.10	ID-02	Pictogram ID	WOMEN <women pictogram>	A124
1B.11	ID-02	Pictogram ID	MEN <men pictogram>	A125
1B.12	ID-03	EXIT	EXIT	B126C
1B.13	ID-01	Room ID	TEAM STORE STORAGE	B115
1B.14	ID-01	Room ID	STORAGE	B119
1B.15	ID-01	Room ID	TICKET WINDOW SALES	B102
1B.16	ID-01	Room ID	CONFERENCE	B103
1B.17	ID-01	Room ID		B103A
1B.18	ID-01	Room ID	STORAGE	B103B
1B.19	ID-01	Room ID		B110
1B.20	ID-01	Room ID		B107
1B.21	ID-01	Room ID		B111
1B.22	ID-01	Room ID		B103
1B.23	ID-01	Room ID	LAN	B112
1B.24	ID-03	EXIT	EXIT	S1
1B.25	ID-02	Pictogram ID	STAIR	S1
1B.26	ID-03	EXIT	EXIT	S1
1B.27	ID-01	Room ID		B123
1B.28	ID-01	Room ID	SERVICE ELEVATOR CONTROL ROOM	B117
1B.29	ID-01	Room ID	MAIN IT ROOM	B116
1B.30	ID-01	Room ID	QUADRANT POWER	B130
1B.31	ID-01	Room ID	MAIN KITCHEN	B121
1B.32	ID-01	Room ID	MAIN KITCHEN	B121
1B.33	ID-01	Room ID	RECEIVING/COUNTING AREA	
1B.34	ID-03	EXIT	EXIT	S1
1C.01	ID-01	Room ID		C142
1C.02	ID-01	Room ID		C143
1C.03	ID-01	Room ID		C141
1C.04	ID-01	Room ID		C145
1C.05	ID-01	Room ID		C144
1C.06	ID-01	Room ID	VIDEO MEETING ROOM	C148
1C.07	ID-01	Room ID	VIDEO MEETING ROOM	C148
1C.08	ID-01	Room ID	TAPING/TRAINING	C157
1C.09	ID-01	Room ID	HYDROTHERAPY ROOM	C158
1C.10	ID-01	Room ID	HYDROTHERAPY ROOM	C158
1C.11	ID-01	Room ID		
1C.12	ID-01	Room ID		
1C.13	ID-01	Room ID	SHOWPOWER ROOM	C156
1C.14	ID-01	Room ID	HVAC ROOM	C158B
1C.15	ID-01	Room ID	LAUNDRY ROOM	C150
1C.16	ID-01	Room ID	HOUSEKEEPING	C151
1C.17	ID-01	Room ID	JANITOR	C164
1C.18	ID-01	Room ID	IT CLOSETS-LEVEL 1	C152
1C.19	ID-03	EXIT	EXIT	S2
1C.20	ID-02	Pictogram ID	STAIR	S2
1C.21	ID-03	EXIT	EXIT	S2
1C.22	ID-01	Room ID	FIRST AID	C154
1C.23	ID-01	Room ID	QUADRANT POWER	C153
1C.24	ID-02	Pictogram ID	STAIR	S2
1C.25	ID-03	EXIT	EXIT	S2
1C.26	ID-03	EXIT	EXIT	S2
1C.27	ID-01	Room ID	GREEN ROOM	C111
1C.28	ID-01	Room ID	PERFORMER DRESSING ROOM #3	C118
1C.29	ID-01	Room ID	GREEN ROOM	C119
1C.30	ID-01	Room ID	MENS BASKETBALL LOCKER ROOM	C121
1C.31	ID-01	Room ID	WOMEN'S BASKETBALL LOCKER ROOM	C130
1C.32	ID-01	Room ID	WOMEN'S BASKETBALL LOCKER ROOM	C130
1C.33	ID-01	Room ID	COACHES LOCKER ROOM	C131
1C.34	ID-01	Room ID	STORAGE	C128
1C.35	ID-01	Room ID	MENS BASKETBALL LOCKER ROOM	C120
1C.36	ID-01	Room ID	COACHES LOCKER ROOM	C123
1C.37	ID-01	Room ID	STORAGE	C127
1C.38	ID-01	Room ID	GREEN ROOM	C119
1C.39	ID-03	EXIT	EXIT	DOCK
1D.01	ID-01	Room ID	RECEIVING/COUNTING AREA	B123
1D.02	ID-01	Room ID	STORAGE	D101
1D.03	ID-01	Room ID	STORAGE	D101A
1D.04	ID-01	Room ID	STORAGE	D103
1D.05	ID-01	Room ID	TAPING/TRAINING ROOM FOR VISITING TEAM	D102
1D.06	ID-01	Room ID	SHOWPOWER ROOM	D104
1D.07	ID-01	Room ID		
1D.08	ID-01	Room ID	TAPING/TRAINING ROOM FOR VISITING TEAM	D108
1D.09	ID-01	Room ID		
1D.10	ID-02	Pictogram ID	STAIR	S3
1D.11	ID-03	EXIT	EXIT	S3
1D.12	ID-03	EXIT	EXIT	S3
1D.13	ID-01	Room ID	IT CLOSETS-LEVEL 1	D130
1D.14	ID-01	Room ID	QUADRANT POWER	D131
1D.15	ID-02	Pictogram ID	STAIR	S3
1D.16	ID-03	EXIT	EXIT	S3
1D.17	ID-03	EXIT	EXIT	S3
1D.18	ID-01	Room ID	PERFORMER DRESSING ROOM #1	D132
1D.19	ID-01	Room ID	PERFORMER DRESSING ROOM #2	D133
1D.20	ID-01	Room ID	LOCKER AREA	D122
1D.21	ID-01	Room ID	EVENT STORAGE	D124
1D.22	ID-01	Room ID	JANITOR	D123
1D.23	ID-01	Room ID	VISITORS LOCKER ROOM	D121
1D.24	ID-01	Room ID	VISITORS LOCKER ROOM	D127
1D.25	ID-01	Room ID	STORAGE	D126
1D.26	ID-01	Room ID	VISITORS LOCKER ROOM	D120
1D.27	ID-01	Room ID	STORAGE	D119
1D.28	ID-01	Room ID	LOCKER AREA	D115
1D.29	ID-01	Room ID	JANITOR	D123
1D.30	ID-01	Room ID	STORAGE	D116

SIGNAGE MESSAGE SCHEDULE

Sign Number	Sign Type	Description	Message	Room Number
1D.31	ID-02	Pictogram ID	ALL-GENDER RESTROOM	D105
1D.32	ID-02	Pictogram ID	ALL-GENDER RESTROOM	D106
1D.33	ID-01	Room ID	DOCK MAINTENANCE OFFICE	D107
1D.34	ID-01	Room ID	FIRE COMMAND CENTER	D108
1D.35	ID-01	Room ID	SECURITY OFFICE	D110
1D.36	ID-01	Room ID	SECURITY MONITORING	D109
1E.01	ID-01	Room ID	HEAD END ROOM	E101
1E.02	ID-01	Room ID	COMPACTOR	E102
1E.03	ID-01	Room ID	DOMESTIC WATER PUMP ROOM	E103
1E.04	ID-01	Room ID	CHILLER PLANT/PUMP ROOM	E108
1E.05	ID-01	Room ID	BOILER ROOM	E106
1E.06	ID-01	Room ID	PRIMARY ELECTRICAL METER/SWITCHGEAR ROOM	E105
2A.01	W-04	Bowl Side Section Number	<- 113 114 ->	
2A.02	W-03	Section Numbering	113 | 114	<note: sign is 2-sided>
2A.03	W-04	Bowl Side Section Number	114	
2A.04	W-03	Section Numbering	114 Rows L-W	<note: sign is 2-sided>
2A.05	W-05	Concourse Level Directional	<- 101-106 | 115-116 107-113 ->	
2A.07	W-03	Section Numbering	114 | 115	<note: sign is 2-sided>
2A.08	W-04	Bowl Side Section Number	<- 114 115 ->	
2A.09	W-03	Section Numbering	115 | 116	<note: sign is 2-sided>
2A.10	W-04	Bowl Side Section Number	<- 115 116 ->	
2A.11	W-04	Bowl Side Section Number	<- 101 116 ->	
2A.12	W-03	Section Numbering	101 | 116	<note: sign is 2-sided>
2A.13	C-02	Concession Level 2	REFRESHMENTS	A201
2A.14	ID-01	Room ID	CONCESSION	A203-2
2A.15	ID-01	Room ID	CONCESSIONS COOLER	
2A.16	ID-01	Room ID	CONCESSION	
2A.17	ID-01	Room ID	KITCHEN	A202
2A.18	ID-01	Room ID	CONCESSIONS STORAGE	A203
2A.19	ID-01	Room ID	ELECTRICAL	A204
2A.20	ID-01	Room ID	LOUNGE	A207
2A.21	ID-01	Room ID	IT CLOSETS - LEVEL 2	A208
2A.22	ID-01	Room ID	JANITOR	
2A.23	W-06A	Letter Restroom ID	WOMEN	A209
2A.24	W-06B	Blade Restroom ID	<women pictogram>	
2A.25	ID-06	Pictogram ID	WOMEN <women pictogram>	A209
2A.26	W-06A	Letter Restroom ID	MEN	A210
2B.01	W-03	Section Numbering	101 | 102	<note: sign is 2-sided>
2B.02	W-04	Bowl Side Section Number	<- 101 102 ->	
2B.03	W-04	Bowl Side Section Number	<- 102 103 ->	
2B.04	W-03	Section Numbering	102 | 103	<note: sign is 2-sided>
2B.05	W-04	Bowl Side Section Number	<- 103 104 ->	
2B.06	W-03	Section Numbering	103 | 104	<note: sign is 2-sided>
2B.07	W-05	Concourse Level Directional	<- 101-103 | 112-116 104-111 ->	
2B.08	W-03	Section Numbering	104 Rows L-V	<note: sign is 2-sided>
2B.09	W-04	Bowl Side Section Number	104	
2B.10	W-04	Bowl Side Section Number	<- 104 105 ->	
2B.11	W-03	Section Numbering	104 | 105	<note: sign is 2-sided>
2B.12	ID-06	Pictogram ID	MEN <men pictogram>	A210
2B.13	W-06B	Blade Restroom ID	<men pictogram>	
2B.14	W-06A	Letter Restroom ID	WOMEN	B201
2B.15	W-06B	Blade Restroom ID	<women pictogram>	
2B.16	ID-06	Pictogram ID	WOMEN <women pictogram>	B201
2B.17	ID-01	Room ID	JANITOR	B203
2B.18	ID-02	Pictogram ID	FAMILY RESTROOM	B202
2B.19	ID-01	Room ID	LOUNGE	B204
2B.20	ID-01	Room ID	CONCESSION	B205
2B.21	ID-02	Pictogram ID	STAIR	210
2B.22	ID-03	EXIT	STAIR	210
2B.23	ID-01	Room ID	ELECTRICAL	B207
2B.24	ID-01	Room ID	IT CLOSETS - LEVEL 2	B208
2B.25	ID-03	EXIT	EXIT	210
2B.25	C-02	Concession Level 2	REFRESHMENTS	B205
2B.26	ID-02	Pictogram ID	STAIR	210
2C.01	W-04	Bowl Side Section Number	<- 109 110 ->	
2C.02	W-03	Section Numbering	109 | 110	<note: sign is 2-sided>
2C.03	W-04	Bowl Side Section Number	<- 110 111 ->	
2C.04	W-03	Section Numbering	110	<note: sign is 2-sided>
2C.05	W-03	Section Numbering	112	<note: sign is 2-sided>
2C.06	W-04	Bowl Side Section Number	<- 111 112 ->	
2C.07	W-03	Section Numbering	112 Rows L-V	<note: sign is 2-sided>
2C.08	W-04	Bowl Side Section Number	112	
2C.09	W-03	Section Numbering	112 | 113	<note: sign is 2-sided>
2C.10	W-04	Bowl Side Section Number	<- 112 113 ->	
2C.11	ID-01	Room ID	JANITOR	C209
2C.12	ID-02	Pictogram ID	FAMILY RESTROOM	C208
2C.13	W-06A	Letter Restroom ID	MEN	C207
2C.14	W-06B	Blade Restroom ID	<men pictogram>	
2C.15	ID-06	Pictogram ID	MEN <men pictogram>	C207
2C.16	W-06A	Letter Restroom ID	WOMEN	C206
2C.17	W-06B	Blade Restroom ID	<women pictogram>	
2C.18	ID-06	Pictogram ID	WOMEN <women pictogram>	C208
2C.19	ID-02	Pictogram ID	STAIR	211
2C.20	ID-03	EXIT	STAIR	211
2C.21	ID-01	Room ID	ELECTRICAL	C205
2C.22	ID-01	Room ID	IT CLOSETS - LEVEL 2	C204
2C.23	ID-02	Pictogram ID	STAIR	211
2C.24	ID-03	EXIT	STAIR	211
2C.25	ID-01	Room ID	STORAGE	C201
2D.01	W-04	Bowl Side Section Number	<- 105 106 ->	
2D.02	W-03	Section Numbering	105 | 106	<note: sign is 2-sided>
2D.03	W-04	Bowl Side Section Number	106	
2D.04	W-03	Section Numbering	106 Rows L-W	<note: sign is 2-sided>
2D.05	W-03	Section Numbering	106	<note: sign is 2-sided>
2D.06	W-04	Bowl Side Section Number	106	
2D.07	W-03	Section Numbering	107 | 108	<note: sign is 2-sided>
2D.08	W-04	Bowl Side Section Number	<- 107 108 ->	
2D.09	W-03	Section Numbering	108 | 109	<note: sign is 2-sided>
2D.10	W-04	Bowl Side Section Number	<- 108 109 ->	
2D.11	ID-01	Room ID	STORAGE	D208
2D.12	ID-02	Pictogram ID	STAIR	212
2D.13	ID-03	EXIT	EXIT	212
2D.14	ID-01	Room ID	IT CLOSETS - LEVEL 2	D206
2D.15	ID-01	Room ID	ELECTRICAL	D205
2D.16	ID-02	Pictogram ID	STAIR	212
2D.17	ID-03	EXIT	EXIT	212
2D.18	W-06A	Letter Restroom ID	WOMEN	D201
2D.19	W-06B	Blade Restroom ID	<women pictogram>	
2D.20	ID-06	Pictogram ID	WOMEN <women pictogram>	D201
2D.21	W-06A	Letter Restroom ID	MEN	D202
2D.22	W-06B	Blade Restroom ID	<men pictogram>	
2D.23	ID-06	Pictogram ID	MEN <men pictogram>	D202
2D.24	ID-01	Room ID	CONCESSION	D203
2D.25	C-01	Concession Level 1	REFRESHMENTS	D204
2D.26	ID-01	Room ID	CONCESSION	D203
3A.01	ID-01	Room ID	SECTOR A AHU	A401
3A.02	ID-01	Room ID	AUDIO	A402
3A.03	ID-01	Room ID	DOMESTIC WATER PUMP ROOM	A403
3B.01	ID-01	Room ID	CATWALK	B400
3B.02	ID-01	Room ID	SECTOR B AHU	B401
3B.03	ID-02	Pictogram ID	STAIR	229
3B.04	ID-03	EXIT	EXIT	229
3C.01	ID-01	Room ID	SECTOR C AHU	C401
3D.01	ID-01	Room ID	SECTOR D AHU	D401

03/7/17 Revised/Updates in RED

Signage added to package

Sign Number	Sign Type	Description	Message	Room Number
1A.39	ID-05	Pictogram ID	<women accessibility pictogram>	A124
1A.40	ID-05	Pictogram ID	<all gender accessibility pictogram>	A126
1A.41	ID-05	Pictogram ID	<men accessibility pictogram>	A125
1B.35	ID-05	Pictogram ID	<women accessibility pictogram>	A124
1B.36	ID-05	Pictogram ID	<men accessibility pictogram>	A125
1D.37	ID-05	Pictogram ID	<all gender accessibility pictogram>	D105
1D.38	ID-05	Pictogram ID	<all gender accessibility pictogram>	D106
2B.27	ID-05	Pictogram ID	<all gender accessibility pictogram>	B202
2C.26	ID-05	Pictogram ID	<all gender accessibility pictogram>	C208

CALIFORNIA BAPTIST UNIVERSITY

EVENTS CENTER

8431 DIANA AVENUE, REIVERSIDE, CA

PERMIT SET
12-15-15

REVISIONS:

	DESCRIPTION	DATE
1		
2		
3		
4		
5		
6		
7		
8		
9		
10		

DATE ISSUED: 12/15/2015

SVA PROJECT NO: 2014-40129

SCALE:

SHEET NUMBER: G002

SHEET TITLE:

SIGNAGE MESSAGE SCHEDULE

3 MACARTHUR PLACE, SUITE 850 SANTA ANA, CA 92707
T 949.809.3380 WWW.SVA-ARCHITECTS.COM

THIS DOCUMENT CONTAINS INFORMATION PROPRIETARY TO SVA ARCHITECTS INC. AND IS FURNISHED IN CONFIDENCE FOR THE LIMITED PURPOSE OF EVALUATION, BIDDING OR REVIEW. THIS DOCUMENT OR ITS CONTENTS MAY NOT BE USED FOR ANY OTHER PURPOSE AND MAY NOT BE REPRODUCED OR DISCLOSED TO OTHERS WITHOUT THE PRIOR WRITTEN CONSENT OF SVA ARCHITECTS INC. ALL RIGHTS RESERVED. © COPYRIGHT 2015.

4. STAIRWAYS

A. STAIRWAYS SHALL HAVE HANDRAILS ON EACH SIDE. STAIRWAYS SHALL HAVE INTERMEDIATE HANDRAILS WHERE REQUIRED SUCH THAT ALL PORTIONS OF THE STAIRWAY WIDTH REQUIRED FOR EGRESS CAPACITY ARE WITHIN 30 INCHES OF A HANDRAIL. INTERMEDIATE HANDRAILS SHALL BE SPACED AT EQUAL INTERVALS WITHIN THE WIDTH OF THE STAIRWAY AND BE CONTINUOUS FOR THE ENTIRE LENGTH. GUARDS ARE REQUIRED AT ALL ELEVATION DIFFERENCES EQUAL TO OR GREATER THAN 30".

B. HANDRAILS MUST BE 34 TO 38 INCHES ABOVE THE NOSING OF THE TREADS AND MUST EXTEND IN THE DIRECTION OF THE STAIR RUN FOR AT LEAST 12" BEYOND THE TOP NOSING AND 12" PLUS THE TREAD WIDTH BEYOND THE BOTTOM NOSING.

C. WHERE THE EXTENSION OF THE HANDRAIL IN THE DIRECTION OF AN EXISTING STAIR RUN WOULD CREATE A HAZARD, THE EXTENSION SHALL BE MADE AT RIGHT ANGLES, ON THE FACE OF A RETURNING WALL. WHERE THE STAIRS ARE CONTINUOUS FROM LANDING TO LANDING, THE INNER RAIL SHALL BE CONTINUOUS AND NEED NOT EXTEND OUT ONTO THE LANDING.

D. ENDS SHALL BE RETURNED OR SHALL TERMINATE IN A NEWEL POST OR SAFETY TERMINAL.

E. HANDRAILS PROJECTING FROM A WALL SHALL HAVE A SPACE OF NOT LESS THAN 1-1/2-INCH BETWEEN THE WALL AND THE HANDRAIL.

F. THE HANDGRIP PORTION OF HANDRAILS SHALL BE NOT LESS THAN 1-1/4-INCHES NOR MORE THAN 1 1/2-INCHES IN CROSS-SECTIONAL DIMENSION OR THE SHAPE SHALL PROVIDE AN EQUIVALENT GRIPPING SURFACE AND SHALL HAVE A SMOOTH SURFACE WITH NO SHARP OR ABRASIVE CORNERS AND ALL EDGES MUST HAVE A MINIMUM 1/8" RADIUS.

G. THE UPPER APPROACH AND THE LOWER TREAD OF EACH INTERIOR STAIR SHALL BE MARKED BY A STRIP OF CLEARLY CONTRASTING COLOR AT LEAST 2-INCHES WIDE PLACED PARALLEL TO AND NOT MORE THAN 1-INCH FROM THE NOSE OF THE STEP OR LANDING TO ALERT THE VISUALLY IMPAIRED. THE STRIP SHALL BE OF A MATERIAL THAT IS AT LEAST AS SLIP RESISTANT AS THE OTHER TREADS OF THE STAIR.

H. WHERE STAIRWAYS OCCUR OUTSIDE A BUILDING, THE UPPER APPROACH AND ALL TREADS SHALL BE MARKED BY A STRIP OF CLEARLY CONTRASTING COLOR AT LEAST 2-INCHES WIDE AND PLACED PARALLEL TO AND NOT MORE THAN 1-INCH FROM THE NOSE OF THE STEP OR LANDING TO ALERT THE VISUALLY IMPAIRED. THE STRIP SHALL BE OF A MATERIAL THAT IS AT LEAST AS SLIP RESISTANT AS THE OTHER TREADS OF THE STAIR. A PAINTED STRIP SHALL BE ACCEPTABLE.

I. ALL TREAD SURFACES SHALL BE SLIP RESISTANT.

J. TREADS SHALL HAVE A SMOOTH, ROUNDED OR CHAMFERED EXPOSED EDGES, AND NO ABRUPT EDGES AT THE NOSING (LOWER FRONT EDGE).

K. NOSING SHALL NOT PROJECT MORE THAN 1-1/4 INCH PAST THE FACE OF THE RISER BELOW.

L. NOT USED.

M. STAIR RISERS SHALL BE SOLID PER CBC 1133B.4.5.2.

5. SANITARY FACILITIES

A. WATER CLOSET COMPARTMENTS SHALL BE EQUIPPED WITH A DOOR THAT HAS AN AUTOMATIC CLOSING DEVICE, AND SHALL HAVE A CLEAR UNOBSTRUCTED OPENING WIDTH OF 32-INCHES WHEN LOCATED AT THE END AND 36-INCHES WHEN LOCATED AT THE SIDE WITH THE DOOR POSITION AT AN ANGLE OF 90 DEGREES FROM ITS CLOSED POSITION.

B. TOILET FLUSH CONTROLS SHALL BE OPERABLE WITH ONE HAND, AND SHALL NOT REQUIRE TIGHT GRASPING, PINCHING, OR TWISTING OF THE WRIST. CONTROLS FOR FLUSH VALVES SHALL BE MOUNTED ON THE WIDE SIDE OF THE TOILET AREAS, NO MORE THAN 44-INCHES ABOVE THE FLOOR. THE FORCE REQUIRED TO ACTIVATE CONTROLS SHALL BE NO GREATER THAN 5 POUNDS PER FOOT.

C. WHERE URINALS ARE PROVIDED AT LEAST ONE WITH A RIM PROJECTING A MINIMUM OF 14-INCHES FROM THE WALL AND AT A MAXIMUM OF 17-INCHES ABOVE THE FLOOR SHALL BE PROVIDED.

D. URINAL FLUSH CONTROLS SHALL BE OPERABLE WITH ONE HAND, AND SHALL NOT REQUIRE TIGHT GRASPING, PINCHING, OR TWISTING OF THE WRIST AND SHALL BE MOUNTED NO MORE THAN 44" ABOVE THE FLOOR. THE FORCE REQUIRED TO ACTIVATE CONTROLS SHALL BE NO GREATER THAN 5 POUNDS PER FOOT.

E. HOT WATER AND DRAIN PIPES UNDER LAVATORIES SHALL BE INSULATED OR OTHERWISE COVERED.

F. FAUCET CONTROLS AND OPERATING MECHANISMS SHALL BE OPERABLE WITH ONE HAND AND SHALL NOT REQUIRE TIGHT GRASPING, PINCHING OR TWISTING OF THE WRIST. THE FORCE REQUIRED TO ACTIVATE CONTROLS SHALL BE NO GREATER THAN 5 POUNDS PER FOOT. LEVER OPERATED, PUSH TYPE AND ELECTRONICALLY CONTROLLED MECHANISMS ARE EXAMPLES OF ACCEPTABLE DESIGNS. SELF-CLOSING VALVES ARE ALLOWED IF THE FAUCET REMAINS OPEN FOR AT LEAST 10 SECONDS.

G. MIRRORS SHALL BE MOUNTED WITH THE BOTTOM GLASS EDGE NOT MORE THAN 40-INCHES ABOVE THE FLOOR.

H. LOCATE TOWEL, SANITARY NAPKIN, AND WASTE RECEPTACLES WITH ALL OPERABLE PARTS NOT MORE THAN 40-INCHES FROM THE FLOOR.

I. TOILET TISSUE DISPENSERS SHALL BE LOCATED ON THE WALL OR PARTITION WITHIN 12 INCHES OF THE FRONT EDGE OF THE TOILET SEAT, MOUTED BELOW THE GRAB BAR, AT A MINIMUM HEIGHT OF 19 INCHES, AND 28 INCHES MAXIMUM TO THE FAR EDGE FROM THE REAR WALL. DISPENSERS SHALL PERMIT CONTINUOUS FLOW AND NOT CONTROL DELIVERY.

J. GRAB BARS, TUB AND SHOWER SEATS, FASTENERS AND MOUNTING DEVICES SHALL BE DESIGNED FOR 250 LB. PER LINEAR FOOT LOAD.

K. GRAB BARS:
1. THE DIAMETER OR WIDTH OF THE GRIPPING SURFACE OF A GRAB BAR SHALL BE 1-1/4" TO 1-1/2" OR THE SHAPE SHALL PROVIDE AN EQUIVALENT GRIPPING SURFACE.
2. IF THE GRAB BARS ARE MOUNTED ADJACENT TO A WALL, THE SPACE BETWEEN THE WALL AND THE GRAB BARS SHALL BE 1-1/2".
3. A GRAB BAR AND ANY WALL OR OTHER SURFACE ADJACENT SHALL BE FREE OF ANY SHARP OR ABRASIVE ELEMENTS.
4. GRAB BARS SHALL NOT ROTATE WITHIN THEIR FITTINGS.
5. EDGES SHALL HAVE A MINIMUM RADIUS OF 1/8".

6. SWITCHES CONTROLS and ELECTRICAL OUTLETS

A. THE BOTTOM OF RECEPTACLE OUTLET BOXES SHALL BE NOT LESS THAN 15" ABOVE THE FLOOR OR WORKING PLATFORM.

B. THE TOP OF THE GRIP OF THE OPERATING HANDLE OF SWITCHES INTENDED TO BE USED BY THE OCCUPANT OF THE ROOM OR AREA TO CONTROL LIGHTING AND RECEPTACLE OUTLETS, APPLIANCES, OR COOLING, HEATING AND VENTILATING EQUIPMENT, SHALL BE NOT LESS THAN 3 FEET NOR MORE THAN 4 FEET ABOVE THE FLOOR OR WORKING PLATFORM.

C. IF REACH IS OVER AN OBSTRUCTION (FOR EXAMPLE, A BASE CABINET) BETWEEN 20" AND 25" IN DEPTH, THE MAXIMUM HEIGHT IS REDUCED TO 44" FOR FORWARD APPROACH, OR 46" FOR SIDE APPROACH PROVIDED THE OBSTRUCTION IS NO MORE THAN 24" IN DEPTH. THE OBSTRUCTION MAY NOT EXTEND MORE THAN 25" FROM THE WALL BENEATH THE CONTROL

D. THE CENTER OF FIRE ALARM INITIATING DEVICES (BOXES) SHALL BE LOCATED BETWEEN 40" MIN. AND 48" MAX. TO HIGHEST POINT OF THE ACTIVATING HANDLE ABOVE THE LEVEL OF THE FLOOR, WORKING PLATFORM, GROUND SURFACE OR SIDEWALK.

E. IF EMERGENCY WARNING SYSTEMS ARE REQUIRED THEY SHALL ACTIVATE A MEANS OF WARNINGTHE HEARING IMPAIRED. FLASHING VISUAL WARNING SHALL HAVE A FREQUENCY OF NOT MORE THAN 60 FLASHES PER MINUTE.

1. SITE DEVELOPMENT

A. GRADE AND DEVELOP SITE SUCH THAT ALL PRIMARY BUILDING ENTRANCES ARE ACCESSIBLE TO PERSONS WITH DISABILITIES FROM THE PUBLIC WAY AND ACCESSIBLE PARKING PROVIDED.

B. ONE ACCESSIBLE ROUTE SHALL CONNECT ACCESSIBLE BUILDINGS, FACILITIES AND SPACES ON THE SAME SITE. WHERE MORE THAN ONE ROUTE IS PROVIDED, ALL ROUTES SHALL BE ACCESSIBLE

C. IF AN ACCESSIBLE ROUTE HAS A CHANGE IN LEVEL GREATER THAN 1/2", THEN A CURB RAMP, RAMP, ELEVATOR, OR PLATFORM LIFT SHALL BE PROVIDED.

D. ALL WALKS, HALLS, CORRIDORS, AISLES, AND OTHER SPACES THAT ARE PART OF AN ACCESSIBLE ROUTE SHALL PROVIDE A MINIMUM CLEAR WIDTH OF 48 INCHES AND A CLEAR HEIGHT OF 80 INCHES.

2. WALKS AND SIDEWALKS

A. WALKS AND SIDEWALKS SUBJECT TO THESE REGULATIONS SHALL HAVE A CONTINUOUS COMMON SURFACE, NOT INTERRUPTED BY STEPS OR BY ABRUPT CHANGES IN LEVEL EXCEEDING 1/2", AND SHALL BE A MINIMUM OF 48 INCHES IN WIDTH.

B. SURFACES WITH A SLOPE OF LESS THAN 6 PERCENT GRADIENT SHALL BE AS SLIP-RESISTANT AS THAT DESCRIBED AS A MEDIUM SALTED FINISH.

C. SURFACES WITH A SLOPE OF 6 PERCENT GRADIENT OR GREATER SHALL BE SLIP-RESISTANT.

D. SURFACE CROSS SLOPES SHALL NOT EXCEED 2%.

E. WALKS, SIDEWALKS AND PEDESTRIAN WAYS SHALL BE FREE OF GRATINGS WHENEVER POSSIBLE. GRATINGS LOCATED IN THE SURFACE OF ANY OF THESE AREAS, GRID OPENINGS IN THE GRATING SHALL BE LIMITED TO 1/2" IN THE DIRECTION OF TRAFFIC FLOW.

F. ABRUPT CHANGES IN LEVEL ALONG ANY ACCESSIBLE ROUTE SHALL NOT EXCEED 1/2". WHEN CHANGES DO OCCUR, THEY SHALL BE BEVELED WITH A SLOPE NO GREATER THAN 1:2 EXCEPT THAT LEVELS NOT EXCEEDING 1/4" MAY BE VERTICAL.

G. WHEN CHANGES IN LEVELS GREATER THAN 1/2" ARE NECESSARY THEY SHALL COMPLY WITH THE REQUIREMENTS FOR CURB RAMPS OR RAMPS AS REQUIRED.

H. WALKS SHALL BE PROVIDED WITH A LEVEL AREA NOT LESS THAN 60" SQUARE AT A DOOR OR GATE THAT SWINGS TOWARD THE WALK, AND NOT LESS THAN 48" WIDE BY 44" DEEP AT A DOOR OR GATE THAT SWINGS AWAY FROM THE WALK OR 48" DEEP IF DOOR IS PROVIDED WITH A CLOSER AND LATCH. SUCH WALKS SHALL EXTEND 24" TO THE SIDE OF THE STRIKE EDGE OF A DOOR OR GATE THAT SWINGS TOWARD THE WALK AT EXTERIOR DOORS.

J. WHEN THE SLOPE IN THE DIRECTION OF TRAVEL OF ANY WALK EXCEEDS 5%, IT MUST COMPLY WITH THE PROVISIONS FOR PEDESTRIAN RAMPS. CBC 1133B.5.

K. ALL WALKS WITH CONTINUOUS GRADIENTS SHALL HAVE LEVEL AREAS AT LEAST 5 FEET IN LENGTH AT INTERVALS NOT EXCEEDING 400 FEET.

3. ENTRANCES and DOORWAYS

A. ENTRANCES TO BUILDINGS AND FACILITIES SHALL BE MADE ACCESSIBLE TO THE DISABLED.

B. NOT USED.

C. ACCESSIBLE ENTRANCES SHALL BE IDENTIFIED WITH AT LEAST ONE "ISA" SIGN AND WITH ADDITIONAL DIRECTIONAL SIGNS AS REQUIRED VISIBLE FROM APPROACHING PEDESTRIAN WAYS

D. LATCHING AND LOCKING DOORS THAT ARE HAND ACTIVATED AND ARE IN THE PATH OF TRAVEL, SHALL BE OPERABLE WITH A SINGLE EFFORT BY LEVER TYPE HARDWARE, PANIC BARS, PUSH-PULL ACTIVATING BARS OR OTHER HARDWARE DESIGNED TO PROVIDE PASSAGE WITHOUT REQUIRING THE ABILITY TO GRASP THE OPENING HARDWARE.

E. HAND ACTIVATED DOOR HARDWARE SHALL BE CENTERED BETWEEN 30" AND 44" ABOVE THE FLOOR.

F. THE FLOOR OR LANDING ON EACH SIDE OF AN ENTRANCE OR PASSAGE DOOR SHALL BE LEVEL AND CLEAR. THE LEVEL AND CLEAR AREA SHALL BE A MINIMUM 60" SQUARE IN THE DIRECTION OF THE DOOR SWING AND A MINIMUM 44" SQUARE OPPOSITE THE DIRECTION OF DOOR SWING. THE SQUARES SHALL BE MEASURED AT RIGHT ANGLES TO THE PLANE OF THE DOOR IN ITS CLOSED POSITION. SEE NOTE I BELOW FOR STRIKE SIDE REQUIREMENTS.

G. NOT USED.

H. THE WIDTH OF THE LEVEL AND CLEAR AREA ON THE SIDE TO WHICH THE DOOR SWINGS SHALL EXTEND 24" PAST THE STRIKE EDGE OF THE DOOR FOR EXTERIOR DOORS AND 18" PAST THE STRIKE EDGE FOR INTERIOR DOORS.

I. THE FLOOR OR LANDING SHALL BE NOT MORE THAN 1/2" LOWER THAN THE THRESHOLD OF THE DOORWAY. CHANGE IN LEVEL BETWEEN 1/4" AND 1/2" SHALL BE BEVELED NO GREATER THAN 1:2.

J. THE BOTTOM 10 INCHES OF ALL DOORS EXCEPT SLIDING AND POCKET DOORS SHALL HAVE A SMOOTH UNINTERRUPTED SURFACE TO ALLOW THE DOOR TO BE OPENED BY A WHEELCHAIR FOOTREST WITHOUT CREATING A TRAP OR HAZARDOUS CONDITION.

K. MAXIMUM EFFORT TO OPERATE DOORS SHALL NOT EXCEED 5 LBS FOR EXTERIOR DOORS AND 5 LBS FOR INTERIOR DOORS, SUCH PULL OR PUSH EFFORT SHALL BE APPLIED AT RIGHT ANGLES TO HINGED DOORS AND AT THE CENTER PLANE OF SLIDING OR FOLDING DOORS. COMPENSATING DEVICES OR AUTOMATIC DOOR OPERATORS MAY BE UTILIZED TO MEET THE ABOVE STANDARDS. THE AUTHORITY HAVING JURISDICTION MAY INCREASE THE MAXIMUM EFFORT TO OPERATE FIRE DOORS TO ACHIEVE POSITIVE LATCHING, BUT NOT TO EXCEED 15 LBS MAX.

L. EXIT DOORS MUST OPEN FROM THE INSIDE WITHOUT A KEY, OR ANY SPECIAL KNOWLEDGE OR EFFORT. EXIT DOORS FROM BUILDINGS OR ROOMS SERVING 10 OR FEWER OCCUPANTS MAY HAVE A NIGHT LATCH, DEADBOLT OR SECURITY CHAIN, AS LONG AS THE DOORS CAN STILL BE OPENED FROM THE INSIDE WITHOUT A KEY, SPECIAL KNOWLEDGE OR EFFORT. IN ADDITION, THESE DEVICES ARE NOT MOUNTED MORE THAN 48" ABOVE THE FLOOR. MANUALLY OPERATED EDGE BOLTS, SURFACE MOUNTED FLUSH BOLTS AND SURFACE BOLTS ARE PROHIBITED. WHEN EXIT DOORS ARE USED IN PAIRS AND AUTOMATIC FLUSH BOLTS ARE USED, THE DOOR LEAF WITH THE FLUSH BOLT MUST HAVE NO DOORKNOB OR SURFACE MOUNTED HARDWARE. THE UNLATCHING OF ANY LEAF MUST NOT REQUIRE MORE THAN ONE OPERATION.

M. EVERY REQUIRED EXIT MUST BE LARGE ENOUGH TO PERMIT A DOOR AT LEAST 3'-0" WIDE BY 6'-8" HIGH. EXIT DOORS SHALL OPEN AT LEAST 90 DEGREES AND PROVIDE A CLEAR WIDTH OF AT LEAST 32".

N. THRESHOLDS AT EXTERIOR DOORS OTHER THAN PRIMARY ENTRANCES SHALL BE NO HIGHER THAN 1/2". SUCH THRESHOLDS SHALL BE BEVELED NO GREATER THAN 1:2.

O. THE FLOOR LANDING IMMEDIATELY OUTSIDE THE ENTRY MAY BE SLOPED UP TO 2% PER FOOT IN THE DIRECTION AWAY FROM THE PRIMARY ENTRANCE FOR DRAINAGE.

P. THE SPACE BETWEEN TWO CONSECUTIVE DOOR OPENINGS IN A VESTIBULE, SERVING OTHER THAN A REQUIRED EXIT STAIRWAY, MUST HAVE AT LEAST 48" OF CLEAR SPACE FROM ANY DOOR OPENING INTO THE VESTIBULE WHEN THE DOOR IS OPEN 90 DEGREES FROM ITS CLOSED POSITION. DOORS IN SERIES MUST SWING IN THE SAME DIRECTION OR AWAY FROM THE SPACE BETWEEN THE DOORS.

ACCESSIBILITY NOTES

ABBREVIATIONS

A.B.	ANCHOR BOLT (S)	D.	DRYER	GA.	GAUGE	PB.	PUSHBUTTON	T	TREAD
A.C.	ASPHALT CONCRETE PAVING	D.F.	DOUGLAS FIR	GALV.	GALVANIZED	PC	PULL CHAIN	T&B	TOP AND BOTTOM
		D.F.	DRINKING FOUNTAIN	G.I.	GALVANIZED IRON (STEEL)	PL.	PLATE	T.B.	TOP OF BEAM
ACOUS	ACOUSTIC	DIA.	DIAMETER	GUN.	GUNITE	P	PROPERTY LINE	T.C.	TOP OF CURB
AC. T.	ACOUSTICAL TILE	DIM.	DIMENSION	GYP.	GYPSUM	PLAS.	PLASTER	T.C.	TOP OF CONCRETE
A.D.	AREA DRAIN	DN.	DOWN	GYP. BD.	GYPSUM BOARD	PL. GLS	PLATE GLASS	T.G.	TOP OF GRATE
ADJ.	ADJUSTABLE	DR.	DOOR	H.B.	HOSE BIBB	PLAST.	PLASTER	TEL	TELEPHONE
AGG	AGGREGATE	D.S.	DOWN SPOUT	H.C.	HOLLOW CORE	PLYWD.	PLYWOOD	TEMP.	TEMPERED
ALT.	ALTERNATE	DSP.	DRY STANDPIPE	HD	HEAD	PNL.	PANEL	T&G	TONGUE AND GROOVE
ALUM.	ALUMINUM	DUP.	DUPLICATE	H.M.	HOLLOW METAL	PR	PAIR	THK	THICK
APPROX.	APPROXIMATE	DW.	DISHWASHER	HORIZ.	HORIZONTAL	PRCST.	PRECAST	THRESH.	THRESHOLD
APT.	APARTMENT	DWGS.	DRAWINGS	HR.	HOUR	PREFAB.	PREFABRICATED	T.O.S.	TOP OF STEEL
ASPH.	ASPHALT	E.	EAST	I.	IRON	%	PERCENT	T.P.	TOP OF PAVING
A.S.T.M.	AMERICAN SOCIETY OF TESTING MATERIALS	EA.	EACH	I.D.	INSIDE DIAMETER	QRY.	QUARRY	T.S.	TOP OF SHEATHING
		E.J.	EXPANSION JOINT	INC.	INCORPORATED	QTY.	QUANTITY	T.W.	TOP OF WALL
@	AT	ELEVA.	ELEVATOR	INSUL.	INSULATION	RAD.	RADIUS	TYP.	TYPICAL
		ELEV.	ELEVATION	INT	INTERIOR	R	RISER		
B.B	BOTTOM OF BEAM	ENCL.	ENCLOSURE	JT.	JOINT	R.A.G.	RETURN AIR GRILLE		
BD.	BOARD	EQ.	EQUAL	JST.	JOIST	RD.	ROAD	UL	UNDERWRITER'S LABEL
BLK.	BLOCK	EQUIP.	EQUIPMENT	K.	KITCHEN	R.D.	ROOF DRAIN	ULT.	ULTIMATE
BLKG.	BLOCKING	E.W.W.M.	ELECTRIC WELDED WIRE MESH	LAM.	LAMINATED	RDWD.	REDWOOD	UNFIN.	UNFINISHED
BM.	BEAM			LAM. PLAS.	LAMINATED PLASTIC	RECP.	RECEPTACLE		
BOT.	BOTTOM	EXPN.	EXPANSION	LAV.	LAVATORY	REF.	REFERENCE	V.A.T.	VINYL ASBESTOS TILE
BDRM.	BEDROOM	EXP.	EXPOSED	LT.	LIGHT	REF.	REFRIGERATOR	VENT.	VENTILATOR
BR.	BROOM	EXT.	EXTERIOR	LVR.	LOUVER	REG.	REGISTER	VERT.	VERTICAL
CAB.	CABINET	EXTR.	EXTINGUISHER	M.C.	MEDICINE CABINET	REINF.	REINFORCEMENT	VIT.	VITREOUS
CPT.	CARPET	FHS	FLAT HEAD SCREW	MECH.	MECHANICAL	REQD	REQUIRED	VOL.	VOLUME
C.B.	CATCH BASIN	F.A.U.	FORCED AIR UNIT	MEMB.	MEMBRANE	RES. FLR.	RESILIENT FLOORING	V.T.	VINYL TILE
CEM.	CEMENT	F.F.	FINISH FLOOR	MET.	METAL	RET.	RETAINING		
CEM. PLAS.	CEMENT PLASTER	F.G.	FIXED GLASS	MFG.	MANUFACTURE	RF.	ROOF	W	WEST
		FHWS	FLAT HEAD WOOD SCREW	M.H.	MAN HOLE	RFG.	ROOFING	W/	WITH
C.	CENTER LINE			MIN.	MINIMUM	RM.	ROOM	W.C.	WATER CLOSET
CER.	CERAMIC	FIN.	FINISH	MIR.	MIRROR	RO.	ROUGH	WD.	WOOD
C.I.	CAST IRON	FIXT.	FIXTURE	MTG.	MOUNTING	R.O.	ROUGH OPENING	W	WIDE FLANGE (STEEL)
CIRC.	CIRCULAR	FLASH.	FLASHING	MTL.	METAL	RUB.	RUBBER	W.G.	WIRE GLASS
CLG.	CEILING	FLR	FLOOR			R.B.	RUBBER (RESILIENT) BASE	W.H.	WATER HEATER
CLR.	CLEAR	FLRG.	FLOORING	N.	NORTH			W.I.	WROUGHT IRON
C.M.T.	CERAMIC MOSAIC TILE	FLUOR.	FLUORESCENT	NAT.	NATURAL			W/O	WITH OUT
COMPC.	COMPOSITION	F.O.C.	FACE OF CONCRETE	N.I.C.	NOT IN CONTRACT	S	SOUTH	WP.	WATERPROOFING
CONC.	CONCRETE	F.O.M.	FACE OF MASONRY	NO.	NUMBER	S.C.	SOLID CORE	WS	WEATHERSTRIPPING
CONT.	CONTINUOUS	F.O.S.	FACE OF STUD	N.T.S.	NOT TO SCALE	S.D.	STORM DRAIN	W.S.P.	WET STANDPIPE
CTSK.	COUNTERSUNK	F.O.W.	FACE OF WALL			SHT.	SHEET	WT.	WEIGHT
CU. FT.	CUBIC FEET	F.P.	FIRE PLACE	O/	OVER	SHTG	SHEATHING		
CU. IN.	CUBIC INCH	F.S.	FLOOR SINK	O.C.	ON CENTER	SIM.	SIMILAR	YD.	YARD
CU. YD.	CUBIC YARD	FREQ.	FREQUENCY	O.D.	OVERFLOW DRAIN	S&P	SHELF AND POLE		
		FT.	FEET, FOOT	OPP.	OPPOSITE	SPECS.	SPECIFICATIONS		
		FTG.	FOOTING	OV.	OVEN	SPRKL.	SPRINKLER		
		FXC	FIRE EXTINGUISHER & CABINET	OVHD.	OVERHEAD	SQ. IN.	SQUARE INCH		
						SQ. FT.	SQUARE FOOT		
						ST.	STREET		
						STD.	STANDARD		
						STL.	STEEL		
						STOR.	STORAGE		
						STRUCT.	STRUCTURAL		
						SUSP.	SUSPENDED		
						SIM.	SIMILAR		
						S4S	SMOOTH FOUR SIDES		

21. ALL METAL FRAMING MEMBERS SHALL BE SO ARRANGED AND SPACED AS TO PERMIT INSTALLATION OF PIPE CONDUITS AND DUCT-WORK WITH A MINIMUM OF CUTTING. SHAFT WALLS SHALL BE PROVIDED WITH NECESSARY FRAMES, BRACING, AND SEALANT AROUND THE OPENING.

22. OFFSET STUDS WHERE REQUIRED SO THAT FINISH WALL SURFACE WILL BE FLUSH.

24. DOORS IN RATED WALLS SHALL CONSIST OF SELF-CLOSING, SELF-LATCHING ASSEMBLIES WITH SMOKE AND DRAFT SEALS AT HEAD AND JAMBS. DOOR ASSEMBLY RATINGS SHALL BE AS INDICATED ON DOOR AND ACTIVATED BY SMOKE DETECTORS.

25. INSTALL METAL CORNER BEADS AT ALL EXPOSED GYPSUM BOARD EDGES INSTALL CASING BEADS WHEREVER GYPSUM BOARD, PLASTER, ETC. ABUTS DISSIMILAR FINISH MATERIAL AND PROVIDE SEALANT AS REQUIRED.

26. GYPSUM BOARD SHALL EXTEND TO UNDERSIDE OF STRUCTURE ABOVE AT ALL COLUMNS AND EXTERIOR PERIMETER WALLS UNLESS OTHERWISE NOTED. WELD FURRING CHANNELS TO STEEL COLUMN PRIOR TO FIRE PROOFING WHEN REQUIRED.

27. CONTRACTOR SHALL PROVIDE AND INSTALL ALL STIFFENERS, BRACING, BACK-UP PLATES, AND SUPPORTING BRACKETS REQUIRED FOR THE INSTALLATION OF ALL CASEWORK, STAIR RAILINGS, TOILET ROOM ACCESSORIES AND PARTITIONS, AND OF ALL WALL MOUNTED OR SUSPENDED MECHANICAL, ELECTRICAL, OR MISCELLANEOUS EQUIPMENT.

28. ALL GLAZING SHALL COMPLY WITH THE CONSUMER PRODUCT SAFETY COMMISSION REQUIREMENTS (C.P.S.C.), CFC, AND CBC

29. CONTACT BETWEEN DISSIMILAR METAL SHALL BE PROTECTED.

30. ALL DOOR SIZES SHOWN ON DOOR SCHEDULE ARE OPENING SIZES. ALLOWANCE FOR THRESHOLDS, ETC. SHALL BE TAKEN OFF DOOR. ALL DOORS AND FRAME SHALL BE REINFORCED WHERE REQUIRED FOR CLOSERS, STOPS, AND HARDWARE.

31. ROOFING SYSTEM SHALL BEAR U.L. LISTING AS A CLASS "A" SYSTEM. ALL MANUFACTURED MATERIALS USED SHALL BEAR THE APPROPRIATE U.L. LABEL.

32. ALL WOOD TRIM, SPACER, FILLER, ETC., THROUGHOUT JOB SHOULD BE FIRE TREATED.

33. INSPECTION AND TESTING LABORATORY MUST BE IN THE EMPLOY OF THE OWNER, NOT THE CONTRACTOR.

34. MINIMUM HEADROOM CLEARANCE AT STAIRS SHALL BE 6'-8" MEASURED VERTICALLY FROM A PLANE PARALLEL AND TANGENT TO THE TREAD NOSING TO THE SOFFIT ABOVE AT ALL POINTS.

35. ALL EXIT DOORS SHALL BE OPERABLE FROM THE INSIDE WITHOUT THE USE OF A KEY OR ANY SPECIAL KNOWLEDGE. LOCKING DEVICES SHALL BE OF AN APPROVED TYPE.

36. EXIT SIGNS SHALL HAVE 6" MINIMUM HEIGHT LETTERS AND SHALL CONFORM TO SECTION 1012 OF THE CALIFORNIA BUILDING CODE.

37. FURNISH AND INSTALL ACCESS DOORS, FIRE DAMPERS, ETC. IN CEILING AND WALL CONSTRUCTION LOCATED AS REQUIRED BY INSTALLATION OF MECHANICAL PLUMBING, AND ELECTRICAL WORK AND AS APPROVED BY THE ARCHITECT. PROVIDE RATED ASSEMBLIES IN RATED WALLS AND CEILINGS AND SHALL BE APPROVED BY BUILDING INSPECTOR PRIOR TO INSTALLATION.

38. FURNISH AND INSTALL EMERGENCY LIGHTING AS SPECIFIED AND INDICATED BUT IN NO CASE SHALL THE LIGHT VALUE BE LESS THAN ONE FOOT CANDLE AT FLOOR LEVEL IN ALL EXIT CORRIDORS AND STAIR SHAFTS (CBC SECTION 1006).

39. THERE SHALL BE NO TRENCHES OR EXCAVATIONS 5' OR MORE IN DEPTH INTO WHICH A PERSON IS REQUIRED TO DESCEND UNLESS A PERMIT IS OBTAINED FROM THE STATE OF CALIFORNIA DIVISION OF INDUSTRIAL SAFETY PRIOR TO THE ISSUANCE OF A BUILDING OR GRADING PERMIT.

40. THE CONSTRUCTION OR DEMOLITION OF ANY BUILDING, STRUCTURE, SCAFFOLDING OR FALSEWORK MORE THAN 3 STORIES OR 36' IN HEIGHT REQUIRES A PERMIT FROM THE STATE OF CALIFORNIA DIVISION OF INDUSTRIAL SAFETY PRIOR TO THE ISSUANCE OF A BUILDING PERMIT.

41. GLASS DOORS, ADJACENT PANELS AND ALL GLAZED OPENINGS WITHIN 18" OF THE ADJACENT FLOOR SHALL BE GLASS APPROVED FOR IMPACT HAZARD.

42. ALL LIGHT GAUGE METAL STUDS AND BRACING SHALL COMPLY WITH 2010 CALIFORNIA BUILDING CODE.

43. INSTALLATION OF SHORING, UNDERPINNING, AND/OR SLOT CUTTING EXCAVATIONS SHALL BE PERFORMED UNDER THE CONTINUOUS INSPECTION AND APPROVAL OF THE FOUNDATION ENGINEER.

44. ALL CONSTRUCTION SHALL PERFORMED IN ACCORDANCE WITH THE STATE CONSTRUCTION SAFETY ORDERS ENFORCED BY THE STATE DIVISION OF INDUSTRIAL SAFETY.

45. DIMENSIONS AND CONDITIONS AT THE JOB SITE SHALL BE VERIFIED BY ALL CONTRACTORS. IT IS THE RESPONSIBILITY OF THE CONTRACTOR TO EXAMINE THE EXISTING CONDITIONS PRIOR TO SUBMITTING BIDS TO THE OWNER SINCE PROPOSALS MUST TAKE INTO CONSIDERATION ALL SUCH CONDITIONS THAT MAY AFFECT THE WORK. DISCREPANCIES IN THE DRAWINGS OR BETWEEN THE DRAWINGS AND ACTUAL FIELD CONDITION SHALL BE REPORTED TO THE ARCHITECT. REVISED DRAWINGS OR INSTRUCTIONS SHALL BE ISSUED BY THE OWNER PRIOR TO THE INSTALLATION OF ANY WORK.

46. CONTRACTORS SHALL PROVIDE AND INSTALL ALL CONCRETE HOUSEKEEPING PADS FOR MECHANICAL AND ELECTRICAL EQUIPMENT, AS REQUIRED.

47. ALL GYPSUM WALL BOARD TO BE 5/8" THICK TYPE 'X' UNLESS OTHERWISE NOTED OR REQUIRED FOR SPECIFIC WALL CONSTRUCTION.

48. INSULATION REQUIRED (PER FED. SPEC. HH-I-521E, TYPE III - FIRE RESISTANCE RATED WHERE EXPOSED IN THE EXTERIOR WALL AT THE CEILING PLENUM); ROOF: A. R-30, U.N.O. EXTERIOR WALLS: B. R-19 AT ALL NEW EXTERIOR WALLS, R-19 AT ANY NEW FURRED WALLS AT EXISTING CONCRETE EXTERIOR WALLS.

49. SUSPENDING CEILING FRAMING SYSTEMS ARE TO BE DESIGNED FOR LATERAL FORCES (CP-0.30 AND WP (MIN) =4SPF) (TABLE 25-A).

50. PROVIDE TEMPERED GLASS AT LOCATIONS REQUIRED BY CBC SECTION 2406 AND BY OTHER APPLICABLE CODE.

51. CONDITIONS NOT SPECIFICALLY SHOWN SHALL BE CONSTRUCTED AS SHOWN FOR SIMILAR WORK.

52. ROOF DRAINS DISCHARGING WATER MUST BE CONDUCTED UNDER THE SIDEWALK

53. DOORS SHALL NOT PROJECT MORE THAN 7 INCHES INTO THE REQUIRED CORRIDOR WIDTH WHEN FULLY OPENED OR MORE THAN ONE HALF INTO THE REQUIRED WIDTH WHEN IN ANY POSITION. (CBC SECTION 1005.4)

54. PUBLIC HALLWAYS AND EXIT COURT PASSAGEWAYS TO HAVE 7'-0" CLEAR HEIGHT TO LOWEST PROJECTION. (CBC SECTION 1005.3)

55. OCCUPANCY LOAD SIGNS SHALL BE POSTED IN EACH CLASSROOM, ASSEMBLY ROOM, OR SIMILAR PURPOSE ROOM, HAVING AN OCCUPANT LOAD OF 50 OR MORE.

56. DUCT PENETRATIONS THROUGH PROTECTIVE ELEMENTS OF FIRE RATED CORRIDOR WALLS SHALL BE PROTECTED WITH A COMBINATON FIRE SMOKE DAMPERS PER CBC SECTION 713.

57. NO CHANGES ARE TO BE MADE ON THESE PLANS WITHOUT THE KNOWLEDGE OR CONSENT OF THE ARCHITECT/ENGINEER WHOSE SIGNATURE APPEARS HEREON.

58. THESE DRAWINGS DO NOT C

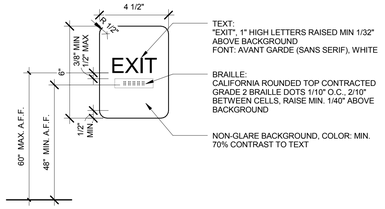

NOTE: PROVIDE MECHANICAL MOUNTING W/ VANDAL RESISTANT FASTENERES. PROVIDE ADHESIVE MOUNTING SYSTEM WHEN ATTACHED TO GLAZING.

TACTILE EXIT SIGN | 3" = 1'-0" | 20

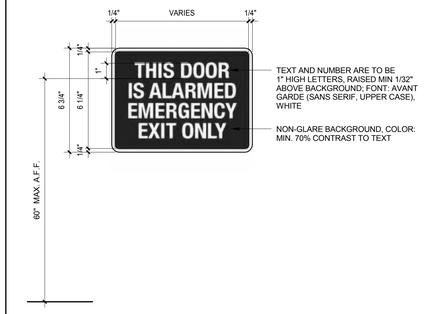

EMERGENCY EXIT SIGN AT EXIT DOOR | 3" = 1'-0" | 12

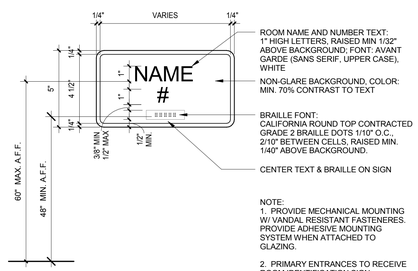

NOTE:
1. PROVIDE MECHANICAL MOUNTING W/ VANDAL RESISTANT FASTENERES. PROVIDE ADHESIVE MOUNTING SYSTEM WHEN ATTACHED TO GLAZING.

2. PRIMARY ENTRANCES TO RECEIVE ROOM IDENTIFICATION SIGN. SECONDARY ENTRANCES TO HAVE ROOM NUMBER U.N.O., REFER ACCESSIBILITY PLAN AND DOOR SCHEDULE

ROOM NUMBER SIGN | 3" = 1'-0" | 8

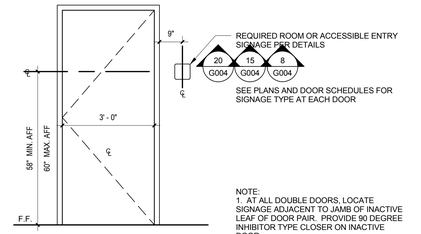

NOTE:
1. AT ALL DOUBLE DOORS, LOCATE SIGNAGE ADJACENT TO JAMB OF INACTIVE LEAF OF DOOR PAIR. PROVIDE 90 DEGREE INHIBITOR TYPE CLOSER ON INACTIVE DOOR.

2. SEE DOOR SCHEDULES FOR TYPE OF DOOR SIGNAGE AT ALL DOORS.

3. SEE REQUIRED ROOM SIGNAGE DETAILS FOR REQUIRED HEIGHT.

DOOR ROOM SIGNAGE | 1/2" = 1'-0" | 4

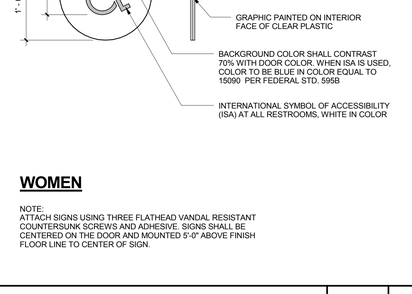

NOTE: PROVIDE MECHANICAL MOUNTING W/ VANDAL RESISTANT FASTENERES. PROVIDE ADHESIVE MOUNTING SYSTEM WHEN ATTACHED TO GLAZING.

ACCESSIBLE ENTRY SIGN | 3" = 1'-0" | 19

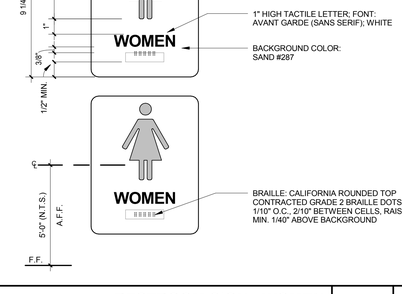

NOTE: PROVIDE MECHANICAL MOUNTING W/ VANDAL RESISTANT FASTENERES. PROVIDE ADHESIVE MOUNTING SYSTEM WHEN ATTACHED TO GLAZING.

TACTILE EXIT ROUTE SIGN | 3" = 1'-0" | 15

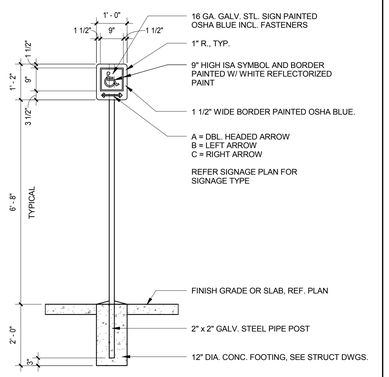

ACCESSIBLE DIRECTIONAL SIGN1 | 1/2" = 1'-0" | 11



CHARACTER PROPORTIONS

RAISED CHARACTERS ON SIGNS SHALL BE SELECTED FROM FONTS WHERE THE WIDTH OF THE UPPERCASE LETTER "O" IS 60 PERCENT MINIMUM AND 110 PERCENT MAXIMUM OF THE HEIGHT OF THE UPPERCASE LETTER 'I'.

STROKE PROPORTION

STROKE THICKNESS OF THE UPPERCASE LETTER "I" SHALL BE 15% MAXIMUM OF THE HEIGHT OF THE CHARACTER.

CALIFORNIA CONTRACTED GRADE 2 BRAILLE SHALL BE USED WHEREVER BRAILLE IS REQUIRED. INDIVIDUAL BRAILLE DOTS SHALL EACH BE DISTINCT AND SEPARATE. EACH DOT SHALL BE ROUNDED OR DOMED IN LIEU OF SQUARE SIDED AND FLAT TOPPED. *DOTS SHALL BE 1/10" ON CENTER IN EACH CELL WITH 2/10" SPACE BETWEEN CELLS, MEASURED FROM THE SECOND COLUMN OF DOTS IN THE FIRST CELL TO THE FIRST COLUMN OF DOTS IN THE SECOND CELL. DOTS SHALL BE RAISED 1/40" ABOVE THE BACKGROUND (CBC 1117B.5.6)*

WIDTH TO HEIGHT PROPORTION TEMPLATE

BRAILLE SPACING TEMPLATE PER CALIFORNIA BUILDING CODE (CBC) AND CALIFORNIA CODE OF REGULATIONS (CCR), TITLE 24, PART 2.

TACTILE SIGNAGE TEMPLATES1 | 1 : 1 | 7

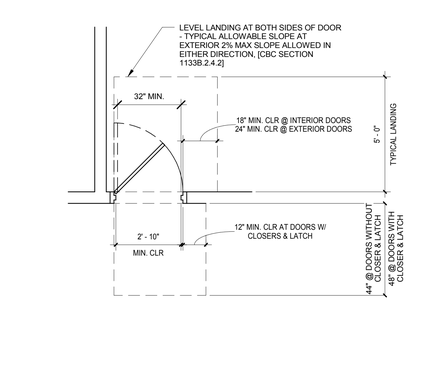

DOOR LANDINGS | 3/8" = 1'-0" | 3

MENS

NOTE:
ATTACH SIGNS USING THREE FLATHEAD VANDAL RESISTANT COUNTERSUNK SCREWS AND ADHESIVE. SIGNS SHALL BE CENTERED ON THE DOOR AND MOUNTED 5'-0" ABOVE FINISH FLOOR LINE TO CENTER OF SIGN.

TOILET ROOM DOOR SIGNAGE - MEN | 1 1/2" = 1'-0" | 18

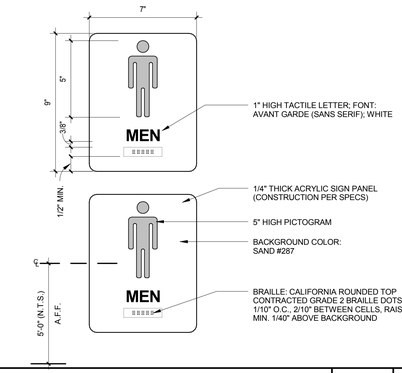

RESTROOM SIGN - MEN | 3" = 1'-0" | 14

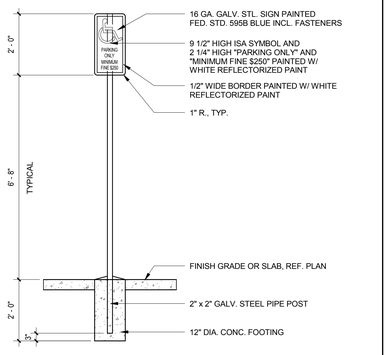

ACCESSIBLE PARKING SIGNAGE | 1/2" = 1'-0" | 10

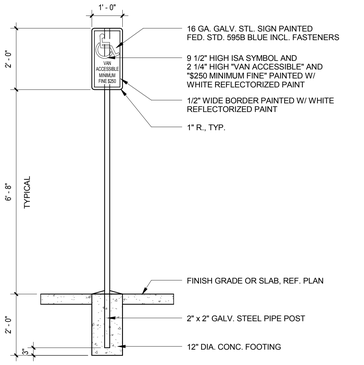

VAN ACCESSIBLE SIGNAGE | 1/2" = 1'-0" | 6

REVISIONS:

	DESCRIPTION	DATE
1		
2		
3		
4		
5		
6		
7		
8		
9		
10		
11		
12		

DATE ISSUED: 01/22/2016

SVA PROJECT NO: 2014-40129

SCALE: As indicated

SHEET NUMBER: G004

SHEET TITLE:

ACCESSIBLITY COMPLIANCE

WOMEN

NOTE:
ATTACH SIGNS USING THREE FLATHEAD VANDAL RESISTANT COUNTERSUNK SCREWS AND ADHESIVE. SIGNS SHALL BE CENTERED ON THE DOOR AND MOUNTED 5'-0" ABOVE FINISH FLOOR LINE TO CENTER OF SIGN.

TOILET ROOM DOOR SIGNAGE - WOMEN | 1 1/2" = 1'-0" | 17

RESTROOM SIGN - WOMEN | 3" = 1'-0" | 13

NOTE:
MAXIMUM SLOPE OF FINISHED SURFACE SHALL NOT EXCEED 2% IN ANY DIRECTION CBC 1118A.4.4.

ACCESSIBLE PARKING STALL | 1/8" = 1'-0" | 9

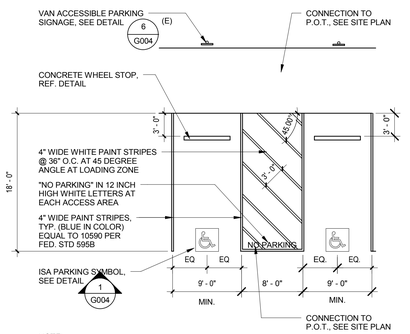

NOTE:
MAXIMUM SLOPE OF FINISHED SURFACE SHALL NOT EXCEED 2% IN ANY DIRECTION CBC 1129B.3.4

VAN ACCESSIBLE PARKING STALL | 1/8" = 1'-0" | 5



SIGN SHALL MEET THE REQUIREMENTS OF CBC 1129B.4 & FIGURES 11B-6, 11B-18A TO 11B-18C

EXISTING ISA PARKING SYMBOL | 1/2" = 1'-0" | 1

CALIFORNIA BAPTIST UNIVERSITY
EVENTS CENTER
8431 DIANA AVENUE, RIVERSIDE, CA

ISSUE FOR CONSTRUCTION
01-22-2016

LICENSED ARCHITECT
ROBERT M. SIMONS
No. C-13301
Jan. 31, 2017
STATE OF CALIFORNIA

ARCHITECTS

3 MACARTHUR PLACE, SUITE 850 SANTA ANA, CA 92707
T 949.809.3380 WWW.SVA-ARCHITECTS.COM

THIS DOCUMENT CONTAINS INFORMATION PROPRIETARY TO SVA ARCHITECTS INC. AND IS FURNISHED IN CONFIDENCE FOR THE LIMITED PURPOSE OF EVALUATION, BIDDING OR REVIEW. THIS DOCUMENT OR ITS CONTENTS MAY NOT BE USED FOR ANY OTHER PURPOSE AND MAY NOT BE REPRODUCED OR DISCLOSED TO OTHERS WITHOUT THE PRIOR WRITTEN CONSENT OF SVA ARCHITECTS INC. ALL RIGHTS RESERVED. © COPYRIGHT 2015.

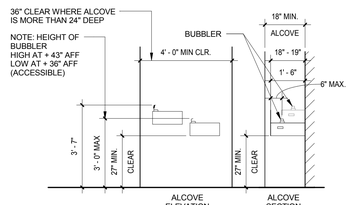

DRINKING FOUNTAIN

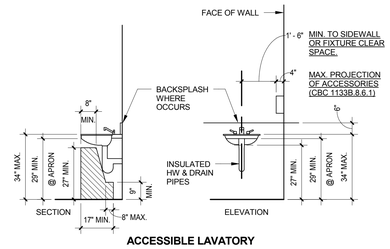

ACCESSIBLE LAVATORY

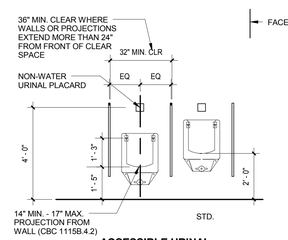

ACCESSIBLE URINAL

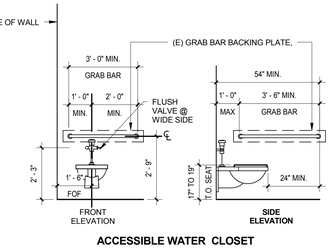

ACCESSIBLE WATER CLOSET

NOTES:

- SEE TOILET ROOM FLOOR PLAN FOR ACCESSIBLE TOILET STALL LOCATION.
- VERIFY TOILET ACCESSORIES & TYPE OF PARTITION IN SPECS.
- PROVIDE BACKING IN WALL & TOILET PARTITION FOR GRAB BAR ANCHORAGE.
- COMPARTMENT DOOR AT ACCESSIBLE WATER CLOSET COMPARTMENT TO PROVIDE 18" STRIKE-SIDE CLEARANCE.
- INSIDE AND OUTSIDE OF THE COMPARTMENT DOOR IS EQUIPPED WITH A LOOP OR U-SHAPED HANDLE IMMEDIATELY BELOW THE LATCH. THE LATCH IS A FLIP-OVER STYLE, SLIDING, OR OTHER HARDWARE NOT REQUIRING TIGHT GRASPING OR TWISTING (CBC *11B*-604.8.1.2)
- OPENING HARDWARE IS CENTERED BETWEEN 30" AND 44" ABOVE FINISH FLOOR (CBC 1132A.6).
- TOILET TISSUE DISPENSERS. TOILET TISSUE DISPENSERS SHALL BE LOCATED ON THE WALL OR PARTITION CLOSEST TO THE WATER CLOSET, 7 INCHES (180 MM) MINIMUM AND 9 INCHES (230 MM) MAXIMUM IN FRONT OF THE WATER CLOSET MEASURED TO THE CENTERLINE OF THE DISPENSER. THE OUTLET OF THE DISPENSER SHALL BE BELOW THE GRAB BAR, 19 INCHES MINIMUM ABOVE THE FINISH FLOOR. THE OUTLET OF THE DISPENSER SHALL NOT BE LOCATED BEHIND GRAB BARS. DISPENSERS SHALL NOT BE OF A TYPE THAT CONTROLS DELIVERY OR THAT DOES NOT ALLOW CONTINUOUS PAPER FLOW. (CBC 1127A.8.2)
- ACCESSIBLE COMPARTMENT DOOR EQUIPPED WITH AN AUTOMATIC CLOSING DEVICES (3 SECONDS MIN. SWEEP TIME FROM OPEN POSITION OF 70 DEGREES TO A POINT 3" FROM THE LATCH).
- SEE ACCESSIBILITY NOTES FOR ADDITIONAL REQUIREMENTS.
- FLUSH CONTROL SHALL BE ON WIDE SIDE OF TOILET COMPARTMENT AT ALL ACCESSIBLE STALLS, TYP.
- WHERE ONLY ONE TYPE OF TOILET FIXTURE OR ACCESSORY IS USED, IT SHALL BE POSITIONED FOR ACCESSIBILITY.
- GRAB BAR IN TOILET FACILITIES AND BATHING FACILITIES SHALL COMPLY WITH CBC 11B-609.
- THERE SHALL BE NO SHARP OR ABRASIVE SURFACES UNDER THE LAVATORY.
- ALL HOT WATER & DRAIN PIPES ACCESSIBLE UNDER LAVATORIES MUST BE INSULATED OR OTHERWISE COVERED.

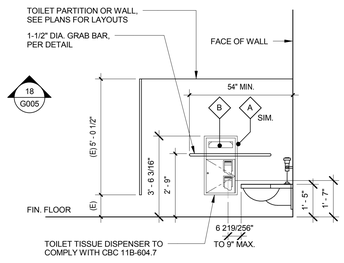

TOILET COMPARTMENT ACCESSORIES INDIVIDUAL ITEMS

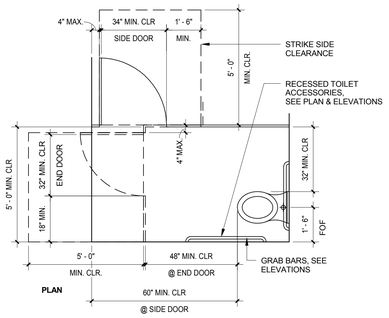

ACCESSIBLE TOILET COMPARTMENTS

TOILET ROOM PLUMBING FIXTURE HEIGHTS/DIMENSIONS

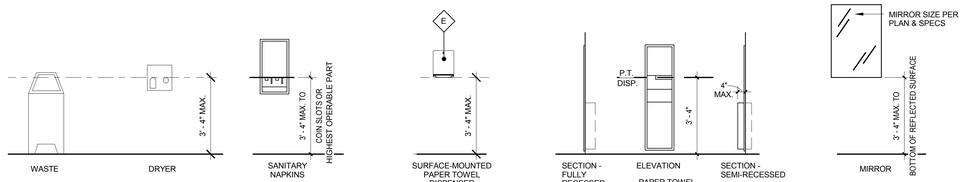

NOTES:

1. MINIMUM 30" x 48" CLEAR FLOOR OR GROUND SPACE IS PROVIDED TO ALLOW FORWARD OR PARALLEL APPROACH TO ACCESSORIES.
2. ONE FULL UNOBSTRUCTED SIDE OF THE CLEAR FLOOR OR GROUND SPACE ADJOINS OR OVERLAPS AN ACCESSIBLE ROUTE OR ADJOINS ANOTHER WHEELCHAIR CLEAR FLOOR SPACE.
3. MIRROR IS MOUNTED WITH THE BOTTOM EDGE NO HIGHER THAN 40" FROM THE FLOOR.
4. OPERABLE PARTS (INCLUDING COIN SLOTS) OF ALL FIXTURES OR ACCESSORIES ARE LOCATED A MAXIMUM OF 40" ABOVE FLOOR (I.E., SOAP DISPENSERS, TOWELS, TOILET SEAT COVERS, AUTO-DRYERS, SANITARY NAPKIN DISPENSERS, WASTE RECEPTACLES, ETC.)
5. CONTROLS AND OPARATING MECHANISMS ARE OPERATE THE ONE HAND AND DO NOT REQUIRE TIGHT GRASPING, PINCHING, OR TWISTING OF THE WIST.
6. THE FORCE REQUIRED TO ACTIVATE CONTROLS IS 5 LBS. MAXIMUM.
7. COAT HOOKS AND SHELVING ARE LOCATED WITHIN APPROPRIATE REACH RANGES (48" MAX. ABOVE FLOOR RECOMMENDED).
8. IF MEDICINE CABINETS ARE PROVIDED, AT LEAST ONE HAS A USABLE SHELF NO HIGHER THAN 44" ABOVE FLOOR.

TOILET ROOM ACCESSORY MOUNTING HEIGHTS

DSA NOTES:

PLUMBING FIXTURES:

- ACCESSIBLE PLUMBING FIXTURES SHALL COMPLY WITH ALL THE REQUIREMENTS IN CBC DIVISION 6.
- HEIGHTS AND LOCATIONS OF ALL ACCESSIBLE FIXTURES SHALL BE MOUNTED ACCORDING TO CBC SECTIONS 11B-602 THROUGH 11B-612.
- FIXTURE CONTROLS SHALL COMPLY WITH CBC SECTIONS 11B-601.3 FOR DRINKING FOUNTAINS, 11B-604.6 FOR WATER CLOSETS, 11B-604.9.5 FOR CHILDRENS WATER CLOSETS, 11B-605.4 FOR URINALS, 11B-606.4 FOR LAVATORIES AND SINKS, 11B-607.5 FOR BUTHTUBS, 11B-608.5 FOR SHOWERS, AND 11B-611.3 FOR WASHING MACHINES AND OTHER DRYERS.
- ACCESSIBLE SINKS SHALL BE 6-1/2" DEEP MAX. SINKS SHALL BE MOUNTED WITH THE FRONT OF THE HIGHER OF THE RIM AND COUNTER SURFACE 34" MAX. ABOVE THE FINISH FLOOR OR GROUND.
- WATER SUPPLY AND DRAIN PIPES UNDER LAVATORIES AND SINKS SHALL BE INSTALLED OR OTHERWISE CONFIGURED TO PROTECTS AGAINTS CONTACT. THERE SHALL BE NO SHARP OR ABRASIVE SURFACE UNDER LAVATORIES AND SINKS. CBC SECTION 11B-606.

TOILET ROOM ACCESSORY & PLUMBING FIXTURE HEIGHTS DETAILS | 3/8" = 1'-0" | 3

GRAB BARS | 3" = 1'-0" | 18

GRAB BARS TO STALL PARTITION | 3" = 1'-0" | 14

DOOR LANDINGS | 3/8" = 1'-0" | 10

1. RAMPS AND STAIRWAYS
REFER TO ACCESSIBILITY NOTES ON SHEET GEN-2 AND ELSEWHERE IN THESE DRAWINGS

2. ENTRANCES AND DOORWAYS: (REFER TO DETAIL 10 / G005)

A. ALL ENTRANCES AND ALL EXTERIOR GROUND-LEVEL EXITS SHALL BE ACCESSIBLE.

B. RECESSED DOOR MATS SHALL BE ANCHORED TO PREVENT INTERFERENCE WITH WHEELCHAIRS.

C. ACCESSIBLE ENTRANCES SHALL BE IDENTIFIED WITH AT LEAST ONE SIGN (INTERNATION SYMBOL OF ACCESSIBILITY) AND WITH ADDITIONAL DIRECTIONAL SIGNS AS REQUIRED VISIBLE FROM APPROACHING PEDESTRIAN WAYS.

D. THE FLOOR OR LANDING ON EACH SIDE OF AN ENTRANCE OR PASSAGE DOOR SHALL BE LEVEL AND CLEAR. THE LEVEL AND CLEAR AREA SHALL BE A MINIMUM 60" SQUARE IN THE DIRECTION OF THE DOOR SWING AND A MINIMUM 44" SQUARE OPPOSITE THE DIRECTION OF DOOR SWING. THE SQUARES SHALL BE MEASURED AT RIGHT ANGLES TO THE PLANE OF THE DOOR IN ITS CLOSED POSITION. SEE NOTE E BELOW FOR STRIKE SIDE CLEARANCES.

E. THE WIDTH OF THE LEVEL AND CLEAR AREA ON THE SIDE TO WHICH THE DOOR SWINGS SHALL EXTEND 24" PAST THE STRIKE EDGE OF THE DOOR FOR EXTERIOR DOORS AND 18" PAST THE STRIKE EDGE FOR INTERIOR DOORS.

F. THE FLOOR OR LANDING SHALL BE NOT MORE THAN 1/2" LOWER THAN THE THRESHOLD OF THE DOORWAY. CHANGE IN LEVEL BETWEEN 1/4" AND 1/2" SHALL BE BEVELED NO GREATER THAN 1:2.

G. THE SPACE BETWEEN TWO CONSECUTIVE DOOR OPENINGS IN A VESTIBULE, SERVING OTHER THAN A REQUIRED EXIT STAIRWAY, MUST HAVE AT LEAST 48" OF CLEAR SPACE FROM ANY DOOR OPENING INTO THE VESTIBULE WHEN THE DOOR IS OPEN 90 DEGREES FROM ITS CLOSED POSITION. DOOR IN SERIES MUST SWING IN THE SAME DIRECTION OR AWAY FROM THE SPACE BETWEEN THE DOORS.

H. WHERE A PAIR OF DOORS, MANUALLY OR AUTOMATICALLY OPERATED, IS UTILIZED, AT LEAST ONE OF THE DOORS SHALL PROVIDE A CLEAR, UNOBSTRUCTED OPENING 32" WIDE W/ THE LEAF POSITIONED 90 DEGREES FROM ITS CLOSED POSITION.

I. THE BOTTOM 10" OF ALL DOORS EXCEPT AUTMOATIC AND SLIDING SHALL HAVE A SMOOTH, UNINTERRUPTED SURFACE TO ALLOW THE DOOR TO OPEN BY A WHEELCHAIR FOOTREST WITHOUT CREATING A TRAP OR HAZARDOUS CONDITION. WHERE NARROW FRAME DOORS ARE USED A 10" HIGH SMOOTH PANEL SHALL BE INSTALLED ON THE PUSH SIDE OF THE DOOR, WHICH WILL ALLOW THE DOOR TO BE OPENED BY A WHEELCHAIR FOOTREST WITHOUT CREATED A TRAP OR HAZARDOUS CONDITION.

J. MAXIMUM EFFORT TO OPERATED DOORS SHALL NOT EXCEED 5 LB. SUCH PULL OR PUSH EFFORT SHALL BE APPLIED AT RIGHT ANGLES TO HINGED DOORS AND AT THE CENTER PLANE OF SLIDING OR FOLDING DOORS. COMPENSATING DEVICES OR AUTOMATIC DOOR OPERATORS MAY BE UTILIZED TO MEET THE ABOVE STANDARDS. WHEN FIRE DOORS ARE REQUIRED, THE MAXIMUM EFFORT TO OPERATE THE DOOR MAY BE INCREASED TO THE MAXIMUM ALLOWABLE BY THE APPROPRIATE ADMINISTRATIVE AUTHORITY, NOT TO EXCEED 15 POUNDS.

3. SANITARY FACILITIES: (REFER TO DETAIL)

A. WATER CLOSET COMPARTMENTS SHALL BE EQUIPPED WITH A DOOR THAT HAS AN AUTOMATIC CLOSING DEVICE, AND SHALL HAVE A CLEAR UNOBSTRUCTED OPENING WIDTH OF 32" INCHES WHEN LOCATED AT THE END AND 34" INCHES WHEN LOCATED AT THE SIDE WITH THE DOOR POSITION AT AN ANGLE OF 90 DEGREES AWAY FROM ITS CLOSED POSITION.

B. TOILET FLUSH CONTROLS SHALL BE OPERABLE WITH ONE HAND, AND SHALL NOT REQUIRE TIGHT GRASPING, PINCHING, OR TWISTING OF THE WIRST. CONTROLS FOR FLUSH VALVES SHALL BE MOUNTED ON THE WIDE SIDE OF THE TOILET AREAS, NO MORE THAN 44" INCHES ABOVE THE FLOOR. THE FORCE REQUIRED TO ACTIVATE CONTROLS SHALL BE NO GREATER THAN 5 POUNDS PER FOOT.

C. WHERE URINALS ARE PROVIDED AT LEAST ONE WITH A RIM PROJECTING A MINIMUM OF 14 INCHES FROM THE WALL AND AT A MAXIMUM OF 17 INCHES ABOVE THE FLOOR SHALL BE PROVIDED.

D. URINAL FLUSH CONTROLS SHALL BE OPERABLE WITH ONE HAND, AND SHALL NOT REQUIRE TIGHT GRASPING, PINCHING, OR TWISTING OF THE WRIST AND SHALL BE MOUNTED NO MORE THAN 44" ABOVE THE FLOOR. THE FORCE REQUIRED TO ACTIVE CONTROLS SHALL BE NO GREATER THAN 5 POUNDS PER FOOT.

E. HOT WATER AND DRAIN PIPES UNDER LAVATORIES SHALL BE INSULATED OR OTHERWISE COVERED.

F. FAUCET CONTROLS AND OPEARTING MECHANISMS SHALL BE OPERABLE WITH ONE HAND AND SHALL NOT REQUIRE TIGHT GRASPING, PINCHING, OR TWISTING OF THE WRIST. THE FORCE REQUIRED TO ACTIVATE CONTROLS SHALL BE NO GREATER THAN 5 POUNDS PER FOOT. LEVEL OPERATED, PUSH-TYPE AND ELECTRONICALLY CONTROLLED MECHANISMS ARE EXAMPLES OF ACCEPTABLE DESIGNS. SELF-CLOSING VALVES ARE ALLOWED IF THE FAUCET REMAINS OPEN FOR AT LEAST 10 SECONDS.

G. MIRRORS SHALL BE MOUNTED WITH THE BOTTOM EDGE NOT MORE THAN 40 INCHES ABOVE THE FLOOR.

6. SWITCHES, CONTROLS AND ELECTRICAL OUTLETS: (REFER TO DETAIL 17 / G005)

A. THE BOTTOM OF RECEPTACLE OUTLETS SHALL BE NOT LESS THAN 15 INCHES ABOVE THE FLOOR OR WORKING PLATFORM.

B. THE TOP OF THE OUTLET BOX OF SWITCHES INTENDED TO BE USED BY THE OCCUPANT OF THE ROOM OR AREA TO CONTROL LIGHTING AND RECEPTACLE OUTLETS, APPLIANCES, OR COOLING, HEATING AND VENTILATING EQUIPMENT, SHALL BE NOT LESS THAN 3 FEET NOR MORE THAN 4 FEET ABOVE THE FLOOR OR WORKING PLATFORM.

C. IF REACH IS OVER AN OBSTRUCTION (FOR EXAMPLE, A BASE CABINET) BETWEEN 20" AND 25" IN DEPTH, THE MAXIMUM HEIGHT IS REDUCED TO 44" FOR FORWARD APPROACH, OR 46" FOR SIDE APPROACH PROVIDED THE OBSTRUCTION IS NO MORE THAN 24" IN DEPTH. THE OBSTURCTION MAY NOT EXTEND MORE THAN 25" FROM THE WALL BENEATH THE CONTROL.

D. THE CENTER OF THE FIRE ALARM INITIATING DEVICES (BOXES) SHALL BE LOCATED 48" ABOVE THE LEVEL OF THE FLOOR, WORKING PLATFORM, GROUND SURFACE, OR SIDEWALK.

E. IF EMERGENCY WARNING SYSTEMS ARE REQUIRED THEY SHALL ACTIVATE A MEANS OF WARNING THE HEARING IMPAIRED. FLASHING VISUAL WARNING SHALL HAVE A FREQUENCY OF NOT MORE THAN 60 FLASHES PER MINUTE.

7. ADDITIONAL COMPLIANCE REQUIREMENTS:

A. AT LEAST 5% OF WORK COUNTER LENGTH, AND A MINIMUM WIDTH OF 36", OF EACH TABLE/COUNTER WORK SURFACE AND/OR TRANSACTION STATION IN EMPLOYEE WORK AREAS, SHALL HAVE A SUFACE BETWEEN 28" AND 34" ABOVE THE FLOOR(CBC1122b).

B. WARNING SYSTEMS SHALL COMPLY WITH NFPA 72 AND 72G (AS AMENDED BY CHAPTER 35) AND SHALL PROVIDE VISUAL ALARMS (I.E. STROBES) IN RESTROOMS, CORRIDORS, MULTI-PURPOSES ROOMS, LOBBIES, MEETING ROOMS, AND ANY OTHER COMMON USE ROOMS (CBC 1103.1.9.1)

8. ACCESSIBLE TOILET COMPARTMENTS:

A. SEE TOILET ROOM FLOOR PLAN FOR ACCESSIBLE TOILET STALL LOCATION.

B.VERIFY TOILET ACCESSORIES & TYPE OF PARTITION IN SPECS.

C. PROVIDE BACKING IN WALL & TOILET PARTITION FOR GRAB BAR ANCHORAGE.

D. COMPARTMENT DOOR TO PROVIDE A MINIMUM OF 9" CLEARANCE FOR FOOTRESTS UNDERNEATH DOOR, OR A MINIMUM OF 18" STRIKE-SIDE CLEARANCE IS PROVIDED (CBC 1115B.7.1.3)

E. INSIDE AND OUTSIDE OF THE COMPARTMENT DOOR IS EQUIPPED WITH A LOOP OR U-SHAPED HANDLE IMMEDIATELY BELOW THE LATCH. THE LATCH IS A FLIP-OVER STYLE, SLIDING, OR OTHER HARDWARE NOT REQUIRING TIGHT GRASPING OR TWISTING (CBC 1115B.7.13).

F. OPENING HARDWARE IS CENTERED BETWEEN 30" AND 44" ABOVE FINISH FLOOR (CBC 1133B.2.2.4).

G. TOILET PAPER DISPENSER ALLOWS CONTINUOUS PAPER FLOW AND DOES NOT CONTROL DELIVERY (CBC 1115B.9.3).

H. ACCESSIBLE COMPARTMENT DOOR EQUIPPED WITH AN AUTOMATIC CLOSING DEVICES (3 SECONDS MIN. SWEEP TIME FROM OPEN POSITION OF 70 DEGREES TO A POINT 3" FROM THE LATCH).

I. SEE ACCESSIBILITY NOTES FOR ADDITIONAL REQUIREMENTS.

J. FLUSH CONTROL SHALL BE ON WIDE SIDE OF TOILET COMPARTMENT AT ALL ACCESSIBLE STALLS, TYP.

K. WHERE ONLY ONE TYPE OF TOILET FIXTURE OR ACCESSORY IS USED, IT SHALL BE POSITIONED FOR ACCESSIBILITY.

H. LOCATE TOWEL, SANITARY NAPKIN, AND WASTE RECEPTACLES WITH ALL OPERABLE PARTS NOT MORE THAN 40 INCHES FROM THE FLOOR.

I. LOCATE TOILET TISSUE DISPENSERS ON THE WALL OR PARTITION WITHIN 12 INCHES OF THE FRONT EDGE OF THE TOILET SEAT.

J. GRAB BARS, TUB AND SHOWER SEATS, FASTENERS AND MOUNTING DEVICES SHALL BE DESIGNED FOR 250 LB. PER LINEAR FOOT LOAD.

K. GRAB BARS (REFER DETAIL 18 / G005):
1) THE DIAMETER OR WIDTH OF THE GRIPPING SURFACE OF A GRAB BAR SHALL BE 1-1/4" TO 1-1/2" OR THE SHAPE SHALL PROVIDE EQUIVALENT GRIPPING SURFACE.
2) IF THE GRAB BARS ARE MOUNTED ADJACENT TO A WALL, THE SPACE BETWEEN THE WALL AND GRAB BARS SHAL LBE 1-1/2".
3) A GRAB BAR AND ANY WALL OR OTHER SURFACE ADJACENT SHALL BE FREE OF ANY SHARP OR ABRASIVE ELEMENTS.
4) GRAB BARS SHALL NOT ROTATE WITHIN THEIR FITTINGS.
5) EDGES SHALL HAVE A MINIMUM RADIUS OF 1/8".

L. THERE SHALL BE NO SHARP OR ABRASIVE SURFACES UNDER LAVATORIES.

4. DRINKING FOUNTAINS: (REFER TO DETAIL)

[2010 CBC 1117B.1) A. ON ANY FLOOR WHERE DRINKING FOUNTAINS ARE PROVIDED A MINIMUM OF 1 OR 50% OF THE TOTAL SHALL BE ACCESSIBLE. SPECIFY ACCESSIBLE DRINKING FOUNTAINS AND SHOW THEM INSTALLED IN ALCOVES OR IN A LOCATION WHICH DOES NOT ENCROACH INTO A PEDESTRIAN WAY. PROVIDE AT LEAST ONE SET OF DRINKING FOUNTAINS IN EACH "DRINKING FOUNTAIN AREA" WHERE ONE FOUNTAIN IS ACCESSIBLE TO INDIVIDUALS IN WHEELCHAIRS PLUS ONE WHICH IS ACCESSIBLE TO INDIVIDUALS WHO HAVE DIFFICULTY BENDING OR STOOPING (CBC 1117B.1.2).

B. THE DRINKING FOUNTAIN SHALL BE A MINIMUM OF 18 INCHES IN DEPTH AND THERE SHALL BE A CLEAR AND UNOBSTRUCTED KNEE SPACE UNDER THE DRINKING FOUNTAIN NOT LESS THAN 27' INCHES IN HEIGHT AND 8 INCHES IN DEPTH. THE DEPTH MEASUREMENT BEING TAKEN FROM THE FRONT EDGE OF THE FOUNTAIN. ADDITIONALLY THERE SHALL BE TOE CLEARANCE OF 9 INCHES IN HEIGHT ABOVE THE FLOOR, AND 17 INCHES IN DEPTH FROM THE FRONT EDGE OF THE FOUNTAIN. A SIDE APPROACH DRINKING FOUNTAIN IS NOT ACCEPTABLE.

C. THE BUBBLER SHALL BE ACTIVATED BY A CONTROL WHICH IS EASILY OPERATED BY A DISABLED PERSON SUCH AS A HAND-OEPRATED LEVER TYPE LOCATED WITHIN T INCHES OF THE FRONT OF THE DRINKING FOUNTAIN, ETC. THE BUBBLER OUTLET ORIFICE SHALL BE LOCATED WITHIN 6 INCHES OF THE FRONT OF THE DRINKING FOUNTAIN AND SHALL BE WITHIN 36 INCHES OF THE FLOOR. THE WATER STREAM FROM THE BUBBLER SHALL BE SUBSTANTIALLY PARALLEL TO THE FRONT EDGE OF THE DRINKING FOUNTAIN. THE SPOUT SHALL PROVIDE A FLOW OF WATER THAT IS AT LEAST 4 INCHES HIGH SO AS TO ALLOW THE INSERTION OF A CUP OR GLASS UNDER THE FLOW OF WATER. THE FORCE REQUIRED TO ACTIVATE THE CONTROLS SHALL BE NO GREATER THAN 5 LB.

5. PUBLIC TELEPHONES:

A. ON FLOORS WHERE PUBLIC TELEPHONES ARE PROVIDED, AT LEAST ONE TELEPHONE SHALL BE ACCESSIBLE. ON ANY FLOOR WHERE TWO OR MORE BANKS OF TELEPHONES ARE PROVIDED, EACH BANK SHALL HAVE AN ACCESSIBLE TELEPHONE.

B. THE HIGHEST OPERABLE PART OF THE TELEPHONE SHALL BE WITHIN 48 INCHES OF THE FLOOR IR FORWARD APPROACHED AND 54 INCHES IF SIDE APPROACHED.

C. FRONTAL APPROACH TELEPHONES REQUIRE A 30 INCH CLEAR WIDTH ENCLOSURE IF ACOUNTER OVERHAND EXCEEDS 12 INCHSE IN DEPTH OR 27 INCHES IN HEIGHT.

D. THE CORD FROM THE TELEPHONE TO THE HANDSET SHALL BE AT LEAST 2'-5" LONG.

E. TELEPHONES SHALL BE EQUIPPED WITH AR ECEIVER THAT GENERATES A MAGNETIC FIELD IN THE AREA OF THE RECEIVER CAP. IF BANKS OF PUBLIC TELEPHONES ARE PROVIDED, THEN A REASONABLE NUMBER, BUT AT LEAST ONE, SHALL BE EQUIPPED WITH A VOLUME CONTROL.

F. TELEHPONES SHALL HAVE PUSH-BUTTON CONTROLS.

G. IF A TOTAL OF FOUR OR MORE PUBLIC PAY TELEPHONES ARE PROVIDED AT THE INTERIOR AND EXTERIOR OF A SITE, AND AT LEAST ONE OF THE TOTAL IS AN INTERIOR LOCATION, THEN AT LEAST ONE INTERIOR PUBLIC TEXT TELPHONE SHALL BE PROVIDED.

H. IF TELEPHONE BOOKS ARE PROVIDED THEY SHALL BE MADE ACCESSIBLE AND LOCATED IN A POSITION THAT COMPLIES WITH ACCESSIBLE REACH RANGES.

I. A CLEAR FLOOR OR GROUND SPACE AT LEAST 30" X 48" THAT ALLOWS EITHER A FORWARD OR PARALLEL APPROACH BY A PERSON USING A WHEELCHAIR SHALL BE PROVIDED AT THE TELEPHONES. CLEAR FLOOR OR GROUND SPACE FOR WHEELCHAIRS MAY BE PART OF THE KNEE SPACE REQUIRED UNDER SOME OBJECTS.

COMMON AREA ACCESSIBILITY NOTES | 1 : 1 | 1

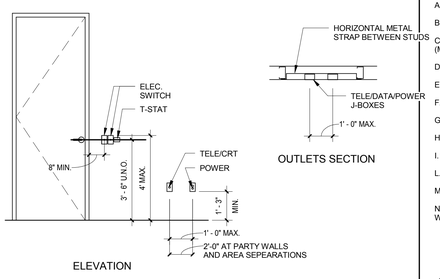

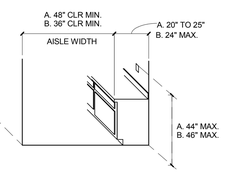

A. FORWARD APPROACH (KNEE SIDE UNDER COUNTER)
B. SIDE APPROACH OF ACCESSIBLE COUNTER HT.

REACH OVER OBSTRUCTION
TYP. WALL MOUNT DIMENSION

REACH RANGES AND MOUNTING HEIGHTS | 3/8" = 1'-0" | 17

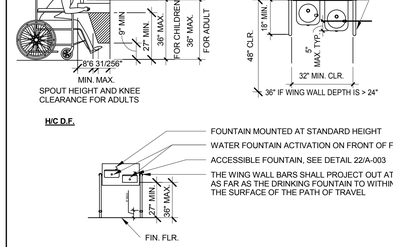

"HI-LO" DRINKING FOUNTAIN

DRINKING FOUNTAIN | 3/8" = 1'-0" | 13

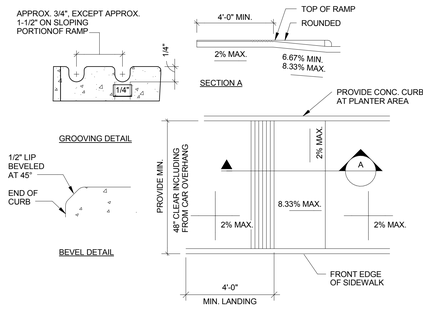

CURB RAMP | 1/4" = 1'-0" | 9

CALIFORNIA BAPTIST UNIVERSITY
EVENTS CENTER
8431 DIANA AVENUE, RIVERSIDE, CA

ISSUE FOR CONSTRUCTION 01-22-2016

LICENSED ARCHITECT ROBERT M. SIMONS No. C-13301 Jan. 31, 2017 STATE OF CALIFORNIA

REVISIONS:

	DESCRIPTION	DATE
1		
2		
3		
4		
5		
6		
7		
8		
9		
10		
11		
12		

DATE ISSUED: 01/22/2016
SVA PROJECT NO: 2014-40129
SCALE: As indicated
SHEET NUMBER: G005
SHEET TITLE:

ACCESSIBLITY COMPLIANCE

HOK SVA ARCHITECTS
3 MACARTHUR PLACE, SUITE 850 SANTA ANA, CA 92707
T 949.809.3380 WWW.SVA-ARCHITECTS.COM

THIS DOCUMENT CONTAINS INFORMATION PROPRIETARY TO SVA ARCHITECTS INC., AND IS FURNISHED IN CONFIDENCE FOR THE LIMITED PURPOSE OF EVALUATION, BIDDING OR REVIEW. THIS DOCUMENT OR ITS CONTENTS MAY NOT BE USED FOR ANY OTHER PURPOSE AND MAY NOT BE REPRODUCED OR DISCLOSED TO OTHERS WITHOUT THE PRIOR WRITTEN CONSENT OF SVA ARCHITECTS INC. ALL RIGHTS RESERVED, © COPYRIGHT

SIGNAGE MESSAGE SCHEDULE

Sign Number	Sign Type	Description	Message	Room Number
1A.01	ID-01	Room ID		A109
1A.02	ID-01	Room ID		A103
1A.03	ID-01	Room ID		A104
1A.04	ID-01	Room ID		A106
1A.05	ID-01	Room ID		A111
1A.06	ID-01	Room ID		A114
1A.07	ID-01	Room ID	STORAGE	A108
1A.08	ID-01	Room ID		A107
1A.09	ID-01	Room ID		A105
1A.10	ID-01	Room ID		A117
1A.11	ID-01	Room ID		A116
1A.12	ID-01	Room ID		A102
1A.13	ID-01	Room ID		A110
1A.14	ID-01	Room ID		A113
1A.15	ID-03	EXIT	EXIT	
1A.16	ID-01	Room ID	IT CLOSETS	A130
1A.17	ID-01	Room ID	QUADRANT POWER ROOM	A131
1A.18	ID-01	Room ID	VIDEO MEETING ROOM	A128
1A.19	ID-01	Room ID	VIDEO MEETING ROOM	A128
1A.20	ID-01	Room ID		A129
1A.21	ID-01	Room ID		A138
1A.22	ID-01	Room ID		A145
1A.23	ID-01	Room ID		A134
1A.24	ID-01	Room ID		A140
1A.25	ID-01	Room ID	BASKETBALL OFFICES	A140
1A.26	ID-01	Room ID	ELEVATOR CONTROL ROOM	A170
1A.27	W-01	Wall Mounted Wayfinding	<see detail>	A121
1A.28	ID-05	CBU lettering	<see detail>	A121
1A.29	W-2	Hanging Directional	<see detail>	A122
1A.30	C-01	Concession Level 1	REFRESHMENTS	A123
1A.31	ID-01	Room ID	STORAGE	A120
1A.32	W-07	Event Level Restroom	RESTROOMS	
1A.33	ID-01	Room ID	JANITOR	A126A
1A.34	ID-02	Pictogram ID	RESTROOM	A126
1A.35	ID-01	Room ID	STORAGE	A120
1A.36	ID-02	Pictogram ID	WOMEN <women pictogram>	A124
1A.37	ID-02	Pictogram ID	MEN <men pictogram>	A125
1A.38	ID-04	MAX OCC	MAX OCCUPANCY ###	
1B.01	ID-01	Room ID	TEAM STORE	B101
1B.02	ID-01	Room ID	AV CLOSET	B100
1B.03	W-01	Wall Mounted Wayfinding	<see detail>	A121
1B.04	W-2	Hanging Directional	<see detail>	A122
1B.05	ID-01	Room ID	TEAM STORE	B101
1B.06	C-01	Concession Level 1	REFRESHMENTS	B130
1B.07	W-07	Event Level Restroom	RESTROOMS	
1B.08	ID-01	Room ID	CONCESSION	B140
1B.09	ID-01	Room ID	CONCESSION	B130
1B.10	ID-02	Pictogram ID	WOMEN <women pictogram>	A124
1B.11	ID-02	Pictogram ID	MEN <men pictogram>	A125
1B.12	ID-03	EXIT	EXIT	B126C
1B.13	ID-01	Room ID	TEAM STORE STORAGE	B115
1B.14	ID-01	Room ID	STORAGE	B119
1B.15	ID-01	Room ID	TICKET WINDOW SALES	B102
1B.16	ID-01	Room ID	CONFERENCE	B103
1B.17	ID-01	Room ID		B103A
1B.18	ID-01	Room ID	STORAGE	B103B
1B.19	ID-01	Room ID		B110
1B.20	ID-01	Room ID		B107
1B.21	ID-01	Room ID		B111
1B.22	ID-01	Room ID		B103
1B.23	ID-01	Room ID	LAN	B112
1B.24	ID-03	EXIT	EXIT	S1
1B.25	ID-02	Pictogram ID	STAIR	S1
1B.26	ID-03	EXIT	EXIT	S1
1B.27	ID-01	Room ID		B123
1B.28	ID-01	Room ID	SERVICE ELEVATOR CONTROL ROOM	B117
1B.29	ID-01	Room ID	MAIN IT ROOM	B116
1B.30	ID-01	Room ID	QUADRANT POWER	B130
1B.31	ID-01	Room ID	MAIN KITCHEN	B121
1B.32	ID-01	Room ID	MAIN KITCHEN	B121
1B.33	ID-01	Room ID	RECEIVING/COUNTING AREA	
1B.34	ID-03	EXIT	EXIT	S1
1C.01	ID-01	Room ID		C142
1C.02	ID-01	Room ID		C143
1C.03	ID-01	Room ID		C141
1C.04	ID-01	Room ID		C145
1C.05	ID-01	Room ID		C144
1C.06	ID-01	Room ID	VIDEO MEETING ROOM	C148
1C.07	ID-01	Room ID	VIDEO MEETING ROOM	C148
1C.08	ID-01	Room ID	TAPING/TRAINING	C157
1C.09	ID-01	Room ID	HYDROTHERAPY ROOM	C158
1C.10	ID-01	Room ID	HYDROTHERAPY ROOM	C158
1C.11	ID-01	Room ID		
1C.12	ID-01	Room ID		
1C.13	ID-01	Room ID	SHOWPOWER ROOM	C156
1C.14	ID-01	Room ID	HVAC ROOM	C158B
1C.15	ID-01	Room ID	LAUNDRY ROOM	C150
1C.16	ID-01	Room ID	HOUSEKEEPING	C151
1C.17	ID-01	Room ID	JANITOR	C164
1C.18	ID-01	Room ID	IT CLOSETS-LEVEL 1	C152
1C.19	ID-03	EXIT	EXIT	S2
1C.20	ID-02	Pictogram ID	STAIR	S2
1C.21	ID-03	EXIT	EXIT	S2
1C.22	ID-01	Room ID	FIRST AID	C154
1C.23	ID-01	Room ID	QUADRANT POWER	C153
1C.24	ID-02	Pictogram ID	STAIR	S2
1C.25	ID-03	EXIT	EXIT	S2
1C.26	ID-03	EXIT	EXIT	S2
1C.27	ID-01	Room ID	PERFORMER DRESSING ROOM #4	C117
1C.28	ID-01	Room ID	PERFORMER DRESSING ROOM #3	C118
1C.29	ID-01	Room ID	GREEN ROOM	C119
1C.30	ID-01	Room ID	MENS BASKETBALL LOCKER ROOM	C121
1C.31	ID-01	Room ID	WOMEN'S BASKETBALL LOCKER ROOM	C130
1C.32	ID-01	Room ID	WOMEN'S BASKETBALL LOCKER ROOM	C130
1C.33	ID-01	Room ID	COACHES LOCKER ROOM	C131
1C.34	ID-01	Room ID	STORAGE	C128
1C.35	ID-01	Room ID	MENS BASKETBALL LOCKER ROOM	C120
1C.36	ID-01	Room ID	COACHES LOCKER ROOM	C123
1C.37	ID-01	Room ID	STORAGE	C127
1C.38	ID-01	Room ID	GREEN ROOM	C119
1C.39	ID-03	EXIT	EXIT	DOCK
1D.01	ID-01	Room ID	RECEIVING/COUNTING AREA	B123
1D.02	ID-01	Room ID	STORAGE	D101
1D.03	ID-01	Room ID	STORAGE	D101A
1D.04	ID-01	Room ID	STORAGE	D103
1D.05	ID-01	Room ID	TAPING/TRAINING ROOM FOR VISITING TEAM	D102
1D.06	ID-01	Room ID	SHOWPOWER ROOM	D104
1D.07	ID-01	Room ID		
1D.08	ID-01	Room ID	TAPING/TRAINING ROOM FOR VISITING TEAM	D108
1D.09	ID-01	Room ID		
1D.10	ID-02	Pictogram ID	STAIR	S3
1D.11	ID-03	EXIT	EXIT	S3
1D.12	ID-03	EXIT	EXIT	S3
1D.13	ID-01	Room ID	IT CLOSETS-LEVEL 1	D130
1D.14	ID-01	Room ID	QUADRANT POWER	D131
1D.15	ID-02	Pictogram ID	STAIR	S3
1D.16	ID-03	EXIT	EXIT	S3
1D.17	ID-03	EXIT	EXIT	S3
1D.18	ID-01	Room ID	PERFORMER DRESSING ROOM #1	D132
1D.19	ID-01	Room ID	PERFORMER DRESSING ROOM #2	D133
1D.20	ID-01	Room ID	LOCKER AREA	D122
1D.21	ID-01	Room ID	EVENT STORAGE	D124
1D.22	ID-01	Room ID	JANITOR	D123
1D.23	ID-01	Room ID	VISITORS LOCKER ROOM	D121
1D.24	ID-01	Room ID	VISITORS LOCKER ROOM	D127
1D.25	ID-01	Room ID	STORAGE	D126
1D.26	ID-01	Room ID	VISITORS LOCKER ROOM	D120
1D.27	ID-01	Room ID	STORAGE	D119
1D.28	ID-01	Room ID	LOCKER AREA	D115
1D.29	ID-01	Room ID	JANITOR	D123
1D.30	ID-01	Room ID	STORAGE	D116

SIGNAGE MESSAGE SCHEDULE

Sign Number	Sign Type	Description	Message	Room Number
1D.31	ID-02	Pictogram ID	RESTROOM	D105
1D.32	ID-02	Pictogram ID	RESTROOM	D106
1D.33	ID-01	Room ID	DOCK MAINTENANCE OFFICE	D107
1D.34	ID-01	Room ID	FIRE COMMAND CENTER	D108
1D.35	ID-01	Room ID	SECURITY OFFICE	D110
1D.36	ID-01	Room ID	SECURITY MONITORING	D109
1E.01	ID-01	Room ID	HEAD END ROOM	E101
1E.02	ID-01	Room ID	COMPACTOR	E102
1E.03	ID-01	Room ID	DOMESTIC WATER PUMP ROOM	E103
1E.04	ID-01	Room ID	CHILLER PLANT/PUMP ROOM	E108
1E.05	ID-01	Room ID	BOILER ROOM	E106
1E.06	ID-01	Room ID	PRIMARY ELECTRICAL METER/SWITCHGEAR ROOM	E105
2A.01	W-04	Bowl Side Section Number	<- 119 120 ->	
2A.02	W-03	Section Numbering	120 | 119	<note: sign is 2-sided>
2A.03	W-04	Bowl Side Section Number	<- 120 101 ->	
2A.04	W-03	Section Numbering	101 | 120	<note: sign is 2-sided>
2A.05	W-05	Concourse Level Directional	<- 111-120 101-110 ->	
2A.07	W-03	Section Numbering	101 | 102	<note: sign is 2-sided>
2A.08	W-04	Bowl Side Section Number	<- 101 102 ->	
2A.09	W-03	Section Numbering	102 | 103	<note: sign is 2-sided>
2A.10	W-04	Bowl Side Section Number	103	
2A.11	W-04	Bowl Side Section Number	<- 103 104 ->	
2A.12	W-03	Section Numbering	103 | 104	<note: sign is 2-sided>
2A.13	C-02	Concession Level 2	REFRESHMENTS	A201
2A.14	ID-01	Room ID	CONCESSION	A203-2
2A.15	ID-01	Room ID	CONCESSIONS COOLER	
2A.16	ID-01	Room ID	CONCESSION	
2A.17	ID-01	Room ID	KITCHEN	A202
2A.18	ID-01	Room ID	CONCESSIONS STORAGE	A203
2A.19	ID-01	Room ID	ELECTRICAL	A204
2A.20	ID-01	Room ID	LOUNGE	A207
2A.21	ID-01	Room ID	IT CLOSETS - LEVEL 2	A208
2A.22	ID-01	Room ID	JANITOR	
2A.23	W-06A	Letter Restroom ID	WOMEN	A209
2A.24	W-06B	Blade Restroom ID	<women pictogram>	
2A.25	ID-02	Pictogram ID	WOMEN <women pictogram>	A209
2A.26	W-06A	Letter Restroom ID	MEN	A210
2B.01	W-03	Section Numbering	104 | 105	<note: sign is 2-sided>
2B.02	W-04	Bowl Side Section Number	<- 104 105 ->	
2B.03	W-04	Bowl Side Section Number	<- 105 106 ->	
2B.04	W-03	Section Numbering	105 | 106	<note: sign is 2-sided>
2B.05	W-04	Bowl Side Section Number	<- 106 107 ->	
2B.06	W-03	Section Numbering	106 | 107	<note: sign is 2-sided>
2B.07	W-05	Concourse Level Directional	<- 107-115 101-106 | 116-120 ->	
2B.08	W-03	Section Numbering	107 | 108	<note: sign is 2-sided>
2B.09	W-04	Bowl Side Section Number	<- 107 108 ->	
2B.10	W-04	Bowl Side Section Number	<- 108 109 ->	
2B.11	W-03	Section Numbering	108 | 109	<note: sign is 2-sided>
2B.12	ID-02	Pictogram ID	MEN <men pictogram>	A210
2B.13	W-06B	Blade Restroom ID	<men pictogram>	
2B.14	W-06A	Letter Restroom ID	WOMEN	B201
2B.15	W-06B	Blade Restroom ID	<women pictogram>	
2B.16	ID-02	Pictogram ID	WOMEN <women pictogram>	B201
2B.17	ID-01	Room ID	JANITOR	B203
2B.18	ID-02	Pictogram ID	RESTROOM	B202
2B.19	ID-01	Room ID	LOUNGE	B204
2B.20	ID-01	Room ID	CONCESSION	B205
2B.21	ID-02	Pictogram ID	STAIR	210
2B.22	ID-03	EXIT	STAIR	210
2B.23	ID-01	Room ID	ELECTRICAL	B207
2B.24	ID-01	Room ID	IT CLOSETS - LEVEL 2	B208
2B.25	ID-03	EXIT	EXIT	210
2B.25	C-02	Concession Level 2	REFRESHMENTS	B205
2B.26	ID-02	Pictogram ID	STAIR	210
2C.01	W-04	Bowl Side Section Number	<- 114 115 ->	
2C.02	W-03	Section Numbering	114 | 115	<note: sign is 2-sided>
2C.03	W-04	Bowl Side Section Number	115	
2C.04	W-03	Section Numbering	115 | 116	<note: sign is 2-sided>
2C.05	W-03	Section Numbering	116 | 117	<note: sign is 2-sided>
2C.06	W-04	Bowl Side Section Number	<- 116 117 ->	
2C.07	W-03	Section Numbering	117 | 118	<note: sign is 2-sided>
2C.08	W-04	Bowl Side Section Number	<- 117 118 ->	
2C.09	W-03	Section Numbering	118 | 119	<note: sign is 2-sided>
2C.10	W-04	Bowl Side Section Number	<- 118 119 ->	
2C.11	ID-01	Room ID	JANITOR	C209
2C.12	ID-02	Pictogram ID	RESTROOM	C208
2C.13	W-06A	Letter Restroom ID	MEN	C207
2C.14	W-06B	Blade Restroom ID	<men pictogram>	
2C.15	ID-02	Pictogram ID	MEN <men pictogram>	C207
2C.16	W-06A	Letter Restroom ID	WOMEN	C206
2C.17	W-06B	Blade Restroom ID	<women pictogram>	
2C.18	ID-02	Pictogram ID	WOMEN <women pictogram>	C208
2C.19	ID-02	Pictogram ID	STAIR	211
2C.20	ID-03	EXIT	STAIR	211
2C.21	ID-01	Room ID	ELECTRICAL	C205
2C.22	ID-01	Room ID	IT CLOSETS - LEVEL 2	C204
2C.23	ID-02	Pictogram ID	STAIR	211
2C.24	ID-03	EXIT	STAIR	211
2C.25	ID-01	Room ID	STORAGE	C201
2D.01	W-04	Bowl Side Section Number	<- 109 110 ->	
2D.02	W-03	Section Numbering	109 | 110	<note: sign is 2-sided>
2D.03	W-04	Bowl Side Section Number	<- 110 111 ->	
2D.04	W-03	Section Numbering	110 | 111	<note: sign is 2-sided>
2D.05	W-03	Section Numbering	111 | 112	<note: sign is 2-sided>
2D.06	W-04	Bowl Side Section Number	<- 111 112 >	
2D.07	W-03	Section Numbering	112 | 113	<note: sign is 2-sided>
2D.08	W-04	Bowl Side Section Number	113	
2D.09	W-03	Section Numbering	113 | 114	<note: sign is 2-sided>
2D.10	W-04	Bowl Side Section Number	<- 113 114 ->	
2D.11	ID-01	Room ID	STORAGE	D208
2D.12	ID-02	Pictogram ID	STAIR	212
2D.13	ID-03	EXIT	EXIT	212
2D.14	ID-01	Room ID	IT CLOSETS - LEVEL 2	D206
2D.15	ID-01	Room ID	ELECTRICAL	D205
2D.16	ID-02	Pictogram ID	STAIR	212
2D.17	ID-03	EXIT	EXIT	212
2D.18	W-06A	Letter Restroom ID	WOMEN	D201
2D.19	W-06B	Blade Restroom ID	<women pictogram>	
2D.20	ID-02	Pictogram ID	WOMEN <women pictogram>	D201
2D.21	W-06A	Letter Restroom ID	MEN	D202
2D.22	W-06B	Blade Restroom ID	<men pictogram>	
2D.23	ID-02	Pictogram ID	MEN <men pictogram>	D202
2D.24	ID-01	Room ID	CONCESSION	D203
2D.25	C-01	Concession Level 1	REFRESHMENTS	D204
2D.26	ID-01	Room ID	CONCESSION	D203
3A.01	ID-01	Room ID	SECTOR A AHU	A401
3A.02	ID-01	Room ID	AUDIO	A402
3A.03	ID-01	Room ID	DOMESTIC WATER PUMP ROOM	A403
3B.01	ID-01	Room ID	CATWALK	B400
3B.02	ID-01	Room ID	SECTOR B AHU	B401
3B.03	ID-02	Pictogram ID	STAIR	229
3B.04	ID-03	EXIT	EXIT	229
3C.01	ID-01	Room ID	SECTOR C AHU	C401
3D.01	ID-01	Room ID	SECTOR D AHU	D401

CALIFORNIA BAPTIST UNIVERSITY

EVENTS CENTER

8431 DIANA AVENUE, REIVERSIDE, CA

ISSUE FOR CONSTRUCTION 01-22-2016

REVISIONS:

	DESCRIPTION	DATE
1		
2		
3		
4		
5		
6		
7		
8		
9		
10		

DATE ISSUED: 01/22/2016

SVA PROJECT NO: 2014-40129

SCALE:

SHEET NUMBER: G011

SHEET TITLE:

SIGNAGE MESSAGE SCHEDULE

3 MACARTHUR PLACE, SUITE 850 SANTA ANA, CA 92707

T 949.809.3380 WWW.SVA-ARCHITECTS.COM

THIS DOCUMENT CONTAINS INFORMATION PROPRIETARY TO SVA ARCHITECTS INC. AND IS FURNISHED IN CONFIDENCE FOR THE LIMITED PURPOSE OF EVALUATION, BIDDING OR REVIEW. THIS DOCUMENT OR ITS CONTENTS MAY NOT BE USED FOR ANY OTHER PURPOSE AND MAY NOT BE REPRODUCED OR DISCLOSED TO OTHERS WITHOUT THE PRIOR WRITTEN CONSENT OF SVA ARCHITECTS INC. ALL RIGHTS RESERVED. © COPYRIGHT 2015.

SIGNAGE MESSAGE SCHEDULE

Sign Number	Sign Type	Description	Message	Room Number
1A.01	ID-01	Room ID		A109
1A.02	ID-01	Room ID		A103
1A.03	ID-01	Room ID		A104
1A.04	ID-01	Room ID		A106
1A.05	ID-01	Room ID		A111
1A.06	ID-01	Room ID		A114
1A.07	ID-01	Room ID	STORAGE	A108
1A.08	ID-01	Room ID		A107
1A.09	ID-01	Room ID		A105
1A.10	ID-01	Room ID		A117
1A.11	ID-01	Room ID		A116
1A.12	ID-01	Room ID		A102
1A.13	ID-01	Room ID		A110
1A.14	ID-01	Room ID		A113
1A.15	ID-03	EXIT	EXIT	
1A.16	ID-01	Room ID	IT CLOSETS	A130
1A.17	ID-01	Room ID	QUADRANT POWER ROOM	A131
1A.18	ID-01	Room ID	VIDEO MEETING ROOM	A128
1A.19	ID-01	Room ID	VIDEO MEETING ROOM	A128
1A.20	ID-01	Room ID		A129
1A.21	ID-01	Room ID		A138
1A.22	ID-01	Room ID		A145
1A.23	ID-01	Room ID		A134
1A.24	ID-01	Room ID		A140
1A.25	ID-01	Room ID	BASKETBALL OFFICES	A140
1A.26	ID-01	Room ID	ELEVATOR CONTROL ROOM	A170
1A.27	W-01	Wall Mounted Wayfinding	<see detail>	A121
1A.28	ID-05	CBU lettering	<see detail>	A121
1A.29	W-2	Hanging Directional	<see detail>	A122
1A.30	C-01	Concession Level 1	REFRESHMENTS	A123
1A.31	ID-01	Room ID	STORAGE	A120
1A.32	W-07	Event Level Restroom	RESTROOMS	
1A.33	ID-01	Room ID	JANITOR	A126A
1A.34	ID-02	Pictogram ID	RESTROOM	A126
1A.35	ID-01	Room ID	STORAGE	A120
1A.36	ID-02	Pictogram ID	WOMEN <women pictogram>	A124
1A.37	ID-02	Pictogram ID	MEN <men pictogram>	A125
1A.38	ID-04	MAX OCC	MAX OCCUPANCY ###	
1B.01	ID-01	Room ID	TEAM STORE	B101
1B.02	ID-01	Room ID	AV CLOSET	B100
1B.03	W-01	Wall Mounted Wayfinding	<see detail>	A121
1B.04	W-2	Hanging Directional	<see detail>	A122
1B.05	ID-01	Room ID	TEAM STORE	B101
1B.06	C-01	Concession Level 1	REFRESHMENTS	B130
1B.07	W-07	Event Level Restroom	RESTROOMS	
1B.08	ID-01	Room ID	CONCESSION	B140
1B.09	ID-01	Room ID	CONCESSION	B130
1B.10	ID-02	Pictogram ID	WOMEN <women pictogram>	A124
1B.11	ID-02	Pictogram ID	MEN <men pictogram>	A125
1B.12	ID-03	EXIT	EXIT	B126C
1B.13	ID-01	Room ID	TEAM STORE STORAGE	B115
1B.14	ID-01	Room ID	STORAGE	B119
1B.15	ID-01	Room ID	TICKET WINDOW SALES	B102
1B.16	ID-01	Room ID	CONFERENCE	B103
1B.17	ID-01	Room ID		B103A
1B.18	ID-01	Room ID	STORAGE	B103B
1B.19	ID-01	Room ID		B110
1B.20	ID-01	Room ID		B107
1B.21	ID-01	Room ID		B111
1B.22	ID-01	Room ID		B103
1B.23	ID-01	Room ID	LAN	B112
1B.24	ID-03	EXIT	EXIT	S1
1B.25	ID-02	Pictogram ID	STAIR	S1
1B.26	ID-03	EXIT	EXIT	S1
1B.27	ID-01	Room ID		B123
1B.28	ID-01	Room ID	SERVICE ELEVATOR CONTROL ROOM	B117
1B.29	ID-01	Room ID	MAIN IT ROOM	B116
1B.30	ID-01	Room ID	QUADRANT POWER	B130
1B.31	ID-01	Room ID	MAIN KITCHEN	B121
1B.32	ID-01	Room ID	MAIN KITCHEN	B121
1B.33	ID-01	Room ID	RECEIVING/COUNTING AREA	
1B.34	ID-03	EXIT	EXIT	S1
1C.01	ID-01	Room ID		C142
1C.02	ID-01	Room ID		C143
1C.03	ID-01	Room ID		C141
1C.04	ID-01	Room ID		C145
1C.05	ID-01	Room ID		C144
1C.06	ID-01	Room ID	VIDEO MEETING ROOM	C148
1C.07	ID-01	Room ID	VIDEO MEETING ROOM	C148
1C.08	ID-01	Room ID	TAPING/TRAINING	C157
1C.09	ID-01	Room ID	HYDROTHERAPY ROOM	C158
1C.10	ID-01	Room ID	HYDROTHERAPY ROOM	C158
1C.11	ID-01	Room ID		
1C.12	ID-01	Room ID		
1C.13	ID-01	Room ID	SHOWPOWER ROOM	C156
1C.14	ID-01	Room ID	HVAC ROOM	C158B
1C.15	ID-01	Room ID	LAUNDRY ROOM	C150
1C.16	ID-01	Room ID	HOUSEKEEPING	C151
1C.17	ID-01	Room ID	JANITOR	C164
1C.18	ID-01	Room ID	IT CLOSETS-LEVEL 1	C152
1C.19	ID-03	EXIT	EXIT	S2
1C.20	ID-02	Pictogram ID	STAIR	S2
1C.21	ID-03	EXIT	EXIT	S2
1C.22	ID-01	Room ID	FIRST AID	C154
1C.23	ID-01	Room ID	QUADRANT POWER	C153
1C.24	ID-02	Pictogram ID	STAIR	S2
1C.25	ID-03	EXIT	EXIT	S2
1C.26	ID-03	EXIT	EXIT	S2
1C.27	ID-01	Room ID	GREEN ROOM	C111
1C.28	ID-01	Room ID	PERFORMER DRESSING ROOM #3	C118
1C.29	ID-01	Room ID	GREEN ROOM	C119
1C.30	ID-01	Room ID	MENS BASKETBALL LOCKER ROOM	C121
1C.31	ID-01	Room ID	WOMENS BASKETBALL LOCKER ROOM	C130
1C.32	ID-01	Room ID	WOMEN'S BASKETBALL LOCKER ROOM	C130
1C.33	ID-01	Room ID	COACHES LOCKER ROOM	C131
1C.34	ID-01	Room ID	STORAGE	C128
1C.35	ID-01	Room ID	MENS BASKETBALL LOCKER ROOM	C120
1C.36	ID-01	Room ID	COACHES LOCKER ROOM	C123
1C.37	ID-01	Room ID	STORAGE	C127
1C.38	ID-01	Room ID	GREEN ROOM	C119
1C.39	ID-03	EXIT	EXIT	DOCK
1D.01	ID-01	Room ID	RECEIVING/COUNTING AREA	B123
1D.02	ID-01	Room ID	STORAGE	D101
1D.03	ID-01	Room ID	STORAGE	D101A
1D.04	ID-01	Room ID	STORAGE	D103
1D.05	ID-01	Room ID	TAPING/TRAINING ROOM FOR VISITING TEAM	D102
1D.06	ID-01	Room ID	SHOWPOWER ROOM	D104
1D.07	ID-01	Room ID		
1D.08	ID-01	Room ID	TAPING/TRAINING ROOM FOR VISITING TEAM	D108
1D.09	ID-01	Room ID		
1D.10	ID-02	Pictogram ID	STAIR	S3
1D.11	ID-03	EXIT	EXIT	S3
1D.12	ID-03	EXIT	EXIT	S3
1D.13	ID-01	Room ID	IT CLOSETS-LEVEL 1	D130
1D.14	ID-01	Room ID	QUADRANT POWER	D131
1D.15	ID-02	Pictogram ID	STAIR	S3
1D.16	ID-03	EXIT	EXIT	S3
1D.17	ID-03	EXIT	EXIT	S3
1D.18	ID-01	Room ID	PERFORMER DRESSING ROOM #1	D132
1D.19	ID-01	Room ID	PERFORMER DRESSING ROOM #2	D133
1D.20	ID-01	Room ID	LOCKER AREA	D122
1D.21	ID-01	Room ID	EVENT STORAGE	D124
1D.22	ID-01	Room ID	JANITOR	D123
1D.23	ID-01	Room ID	VISITORS LOCKER ROOM	D121
1D.24	ID-01	Room ID	VISITORS LOCKER ROOM	D127
1D.25	ID-01	Room ID	STORAGE	D126
1D.26	ID-01	Room ID	VISITORS LOCKER ROOM	D120
1D.27	ID-01	Room ID	STORAGE	D119
1D.28	ID-01	Room ID	LOCKER AREA	D115
1D.29	ID-01	Room ID	JANITOR	D123
1D.30	ID-01	Room ID	STORAGE	D116

SIGNAGE MESSAGE SCHEDULE

Sign Number	Sign Type	Description	Message	Room Number
1D.31	ID-02	Pictogram ID	RESTROOM	D105
1D.32	ID-02	Pictogram ID	RESTROOM	D106
1D.33	ID-01	Room ID	DOCK MAINTENANCE OFFICE	D107
1D.34	ID-01	Room ID	FIRE COMMAND CENTER	D108
1D.35	ID-01	Room ID	SECURITY OFFICE	D110
1D.36	ID-01	Room ID	SECURITY MONITORING	D109
1E.01	ID-01	Room ID	HEAD END ROOM	E101
1E.02	ID-01	Room ID	COMPACTOR	E102
1E.03	ID-01	Room ID	DOMESTIC WATER PUMP ROOM	E103
1E.04	ID-01	Room ID	CHILLER PLANT/PUMP ROOM	E108
1E.05	ID-01	Room ID	BOILER ROOM	E106
1E.06	ID-01	Room ID	PRIMARY ELECTRICAL METER/SWITCHGEAR ROOM	E105
2A.01	W-04	Bowl Side Section Number	<- 119 120 ->	
2A.02	W-03	Section Numbering	120 | 119	<note: sign is 2-sided>
2A.03	W-04	Bowl Side Section Number	<- 120 101 ->	
2A.04	W-03	Section Numbering	101 | 120	<note: sign is 2-sided>
2A.05	W-05	Concourse Level Directional	<- 111-120 101-110 ->	
2A.07	W-03	Section Numbering	101 | 102	<note: sign is 2-sided>
2A.08	W-04	Bowl Side Section Number	<- 101 102 ->	
2A.09	W-03	Section Numbering	102 | 103	<note: sign is 2-sided>
2A.10	W-04	Bowl Side Section Number	103	
2A.11	W-04	Bowl Side Section Number	<- 103 104 ->	
2A.12	W-03	Section Numbering	103 | 104	<note: sign is 2-sided>
2A.13	C-02	Concession Level 2	REFRESHMENTS	A201
2A.14	ID-01	Room ID	CONCESSION	A203-2
2A.15	ID-01	Room ID	CONCESSIONS COOLER	
2A.16	ID-01	Room ID	CONCESSION	
2A.17	ID-01	Room ID	KITCHEN	A202
2A.18	ID-01	Room ID	CONCESSIONS STORAGE	A203
2A.19	ID-01	Room ID	ELECTRICAL	A204
2A.20	ID-01	Room ID	LOUNGE	A207
2A.21	ID-01	Room ID	IT CLOSETS - LEVEL 2	A208
2A.22	ID-01	Room ID	JANITOR	
2A.23	W-06A	Letter Restroom ID	WOMEN	A209
2A.24	W-06B	Blade Restroom ID	<women pictogram>	
2A.25	ID-02	Pictogram ID	WOMEN <women pictogram>	A209
2A.26	W-06A	Letter Restroom ID	MEN	A210
2B.01	W-03	Section Numbering	104 | 105	<note: sign is 2-sided>
2B.02	W-04	Bowl Side Section Number	<- 104 105 ->	
2B.03	W-04	Bowl Side Section Number	<- 105 106 ->	
2B.04	W-03	Section Numbering	105 | 106	<note: sign is 2-sided>
2B.05	W-04	Bowl Side Section Number	<- 106 107 ->	
2B.06	W-03	Section Numbering	106 | 107	<note: sign is 2-sided>
2B.07	W-05	Concourse Level Directional	<- 107-115 101-106 | 116-120 ->	
2B.08	W-03	Section Numbering	107 | 108	<note: sign is 2-sided>
2B.09	W-04	Bowl Side Section Number	<- 107 108 ->	
2B.10	W-04	Bowl Side Section Number	<- 108 109 ->	
2B.11	W-03	Section Numbering	108 | 109	<note: sign is 2-sided>
2B.12	ID-02	Pictogram ID	MEN <men pictogram>	A210
2B.13	W-06B	Blade Restroom ID	<men pictogram>	
2B.14	W-06A	Letter Restroom ID	WOMEN	B201
2B.15	W-06B	Blade Restroom ID	<women pictogram>	
2B.16	ID-02	Pictogram ID	WOMEN <women pictogram>	B201
2B.17	ID-01	Room ID	JANITOR	B203
2B.18	ID-02	Pictogram ID	RESTROOM	B202
2B.19	ID-01	Room ID	LOUNGE	B204
2B.20	ID-01	Room ID	CONCESSION	B205
2B.21	ID-02	Pictogram ID	STAIR	210
2B.22	ID-03	EXIT	STAIR	210
2B.23	ID-01	Room ID	ELECTRICAL	B207
2B.24	ID-01	Room ID	IT CLOSETS - LEVEL 2	B208
2B.25	ID-03	EXIT	EXIT	210
2B.25	C-02	Concession Level 2	REFRESHMENTS	B205
2B.26	ID-02	Pictogram ID	STAIR	210
2C.01	W-04	Bowl Side Section Number	<- 114 115 ->	
2C.02	W-03	Section Numbering	114 | 115	<note: sign is 2-sided>
2C.03	W-04	Bowl Side Section Number	115	
2C.04	W-03	Section Numbering	115 | 116	<note: sign is 2-sided>
2C.05	W-03	Section Numbering	116 | 117	<note: sign is 2-sided>
2C.06	W-04	Bowl Side Section Number	<- 116 117 ->	
2C.07	W-03	Section Numbering	117 | 118	<note: sign is 2-sided>
2C.08	W-04	Bowl Side Section Number	<- 117 118 ->	
2C.09	W-03	Section Numbering	118 | 119	<note: sign is 2-sided>
2C.10	W-04	Bowl Side Section Number	<- 118 119 ->	
2C.11	ID-01	Room ID	JANITOR	C209
2C.12	ID-02	Pictogram ID	RESTROOM	C208
2C.13	W-06A	Letter Restroom ID	MEN	C207
2C.14	W-06B	Blade Restroom ID	<men pictogram>	
2C.15	ID-02	Pictogram ID	MEN <men pictogram>	C207
2C.16	W-06A	Letter Restroom ID	WOMEN	C206
2C.17	W-06B	Blade Restroom ID	<women pictogram>	
2C.18	ID-02	Pictogram ID	WOMEN <women pictogram>	C208
2C.19	ID-02	Pictogram ID	STAIR	211
2C.20	ID-03	EXIT	STAIR	211
2C.21	ID-01	Room ID	ELECTRICAL	C205
2C.22	ID-01	Room ID	IT CLOSETS - LEVEL 2	C204
2C.23	ID-02	Pictogram ID	STAIR	211
2C.24	ID-03	EXIT	STAIR	211
2C.25	ID-01	Room ID	STORAGE	C201
2D.01	W-04	Bowl Side Section Number	<- 109 110 ->	
2D.02	W-03	Section Numbering	109 | 110	<note: sign is 2-sided>
2D.03	W-04	Bowl Side Section Number	<- 110 111 ->	
2D.04	W-03	Section Numbering	110 | 111	<note: sign is 2-sided>
2D.05	W-03	Section Numbering	111 | 112	<note: sign is 2-sided>
2D.06	W-04	Bowl Side Section Number	<- 111 112 >	
2D.07	W-03	Section Numbering	112 | 113	<note: sign is 2-sided>
2D.08	W-04	Bowl Side Section Number	113	
2D.09	W-03	Section Numbering	113 | 114	<note: sign is 2-sided>
2D.10	W-04	Bowl Side Section Number	<- 113 114 ->	
2D.11	ID-01	Room ID	STORAGE	D208
2D.12	ID-02	Pictogram ID	STAIR	212
2D.13	ID-03	EXIT	EXIT	212
2D.14	ID-01	Room ID	IT CLOSETS - LEVEL 2	D206
2D.15	ID-01	Room ID	ELECTRICAL	D205
2D.16	ID-02	Pictogram ID	STAIR	212
2D.17	ID-03	EXIT	EXIT	212
2D.18	W-06A	Letter Restroom ID	WOMEN	D201
2D.19	W-06B	Blade Restroom ID	<women pictogram>	
2D.20	ID-02	Pictogram ID	WOMEN <women pictogram>	D201
2D.21	W-06A	Letter Restroom ID	MEN	D202
2D.22	W-06B	Blade Restroom ID	<men pictogram>	
2D.23	ID-02	Pictogram ID	MEN <men pictogram>	D202
2D.24	ID-01	Room ID	CONCESSION	D203
2D.25	C-01	Concession Level 1	REFRESHMENTS	D204
2D.26	ID-01	Room ID	CONCESSION	D203
3A.01	ID-01	Room ID	SECTOR A AHU	A401
3A.02	ID-01	Room ID	AUDIO	A402
3A.03	ID-01	Room ID	DOMESTIC WATER PUMP ROOM	A403
3B.01	ID-01	Room ID	CATWALK	B400
3B.02	ID-01	Room ID	SECTOR B AHU	B401
3B.03	ID-02	Pictogram ID	STAIR	229
3B.04	ID-03	EXIT	EXIT	229
3C.01	ID-01	Room ID	SECTOR C AHU	C401
3D.01	ID-01	Room ID	SECTOR D AHU	D401

CALIFORNIA BAPTIST UNIVERSITY

EVENTS CENTER

8431 DIANA AVENUE, REIVERSIDE, CA

ISSUE FOR CONSTRUCTION
01-22-2016

LICENSED ARCHITECT
ROBERT M. SIMONS
No. C-18301
Jan. 31, 2017
STATE OF CALIFORNIA

REVISIONS:

	DESCRIPTION	DATE
1		
2		
3		
4		
5		
6		
7		
8		
9		
10		

DATE ISSUED: 12/15/2015

SVA PROJECT NO: 2014-40129

SCALE:

SHEET NUMBER: G011

SHEET TITLE:

SIGNAGE MESSAGE SCHEDULE

3 MACARTHUR PLACE, SUITE 850 SANTA ANA, CA 92707
T 949.809.3380 WWW.SVA-ARCHITECTS.COM

THIS DOCUMENT CONTAINS INFORMATION PROPRIETARY TO SVA ARCHITECTS INC. AND IS FURNISHED IN CONFIDENCE FOR THE LIMITED PURPOSE OF EVALUATION, BIDDING OR REVIEW. THIS DOCUMENT OR ITS CONTENTS MAY NOT BE USED FOR ANY OTHER PURPOSE AND MAY NOT BE REPRODUCED OR DISCLOSED TO OTHERS WITHOUT THE PRIOR WRITTEN CONSENT OF SVA ARCHITECTS INC. ALL RIGHTS RESERVED. © COPYRIGHT 2015.

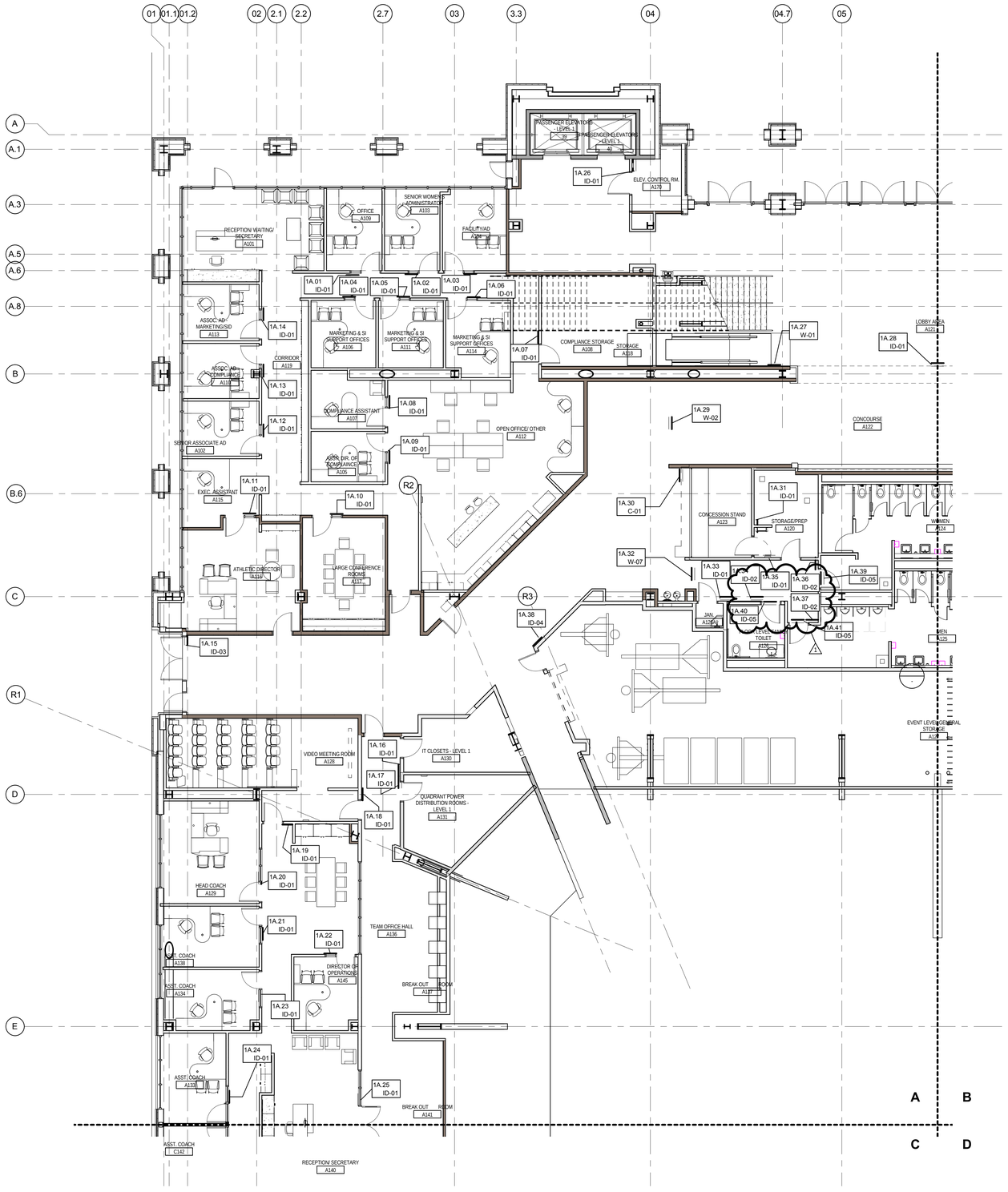

CALIFORNIA BAPTIST UNIVERSITY

EVENTS CENTER

8431 DIANA AVENUE, REIVERSIDE, CA

cbu

CCD 66
3-7-17

REVISIONS:

	DESCRIPTION	DATE
1	Revision 1	02/27/17

DATE ISSUED: 01/22/2016

SVA PROJECT NO: 2014-40129

SCALE: 1/8" = 1'-0"

SHEET NUMBER: G201-A

SHEET TITLE:

EVENT LEVEL - SECTOR A

3 MACARTHUR PLACE, SUITE 850 SANTA ANA, CA 92707
T 949.809.3380 WWW.SVA-ARCHITECTS.COM

THIS DOCUMENT CONTAINS INFORMATION PROPRIETARY TO SVA ARCHITECTS INC., AND IS FURNISHED IN CONFIDENCE FOR THE LIMITED PURPOSE OF EVALUATION, BIDDING OR REVIEW. THIS DOCUMENT OR ITS CONTENTS MAY NOT BE REPRODUCED, DISTRIBUTED, PUBLISHED, DISPLAYED, REPRODUCED OR DISCLOSED TO OTHERS WITHOUT THE PRIOR WRITTEN CONSENT OF SVA ARCHITECTS INC. ALL RIGHTS RESERVED, © COPYRIGHT 2015.

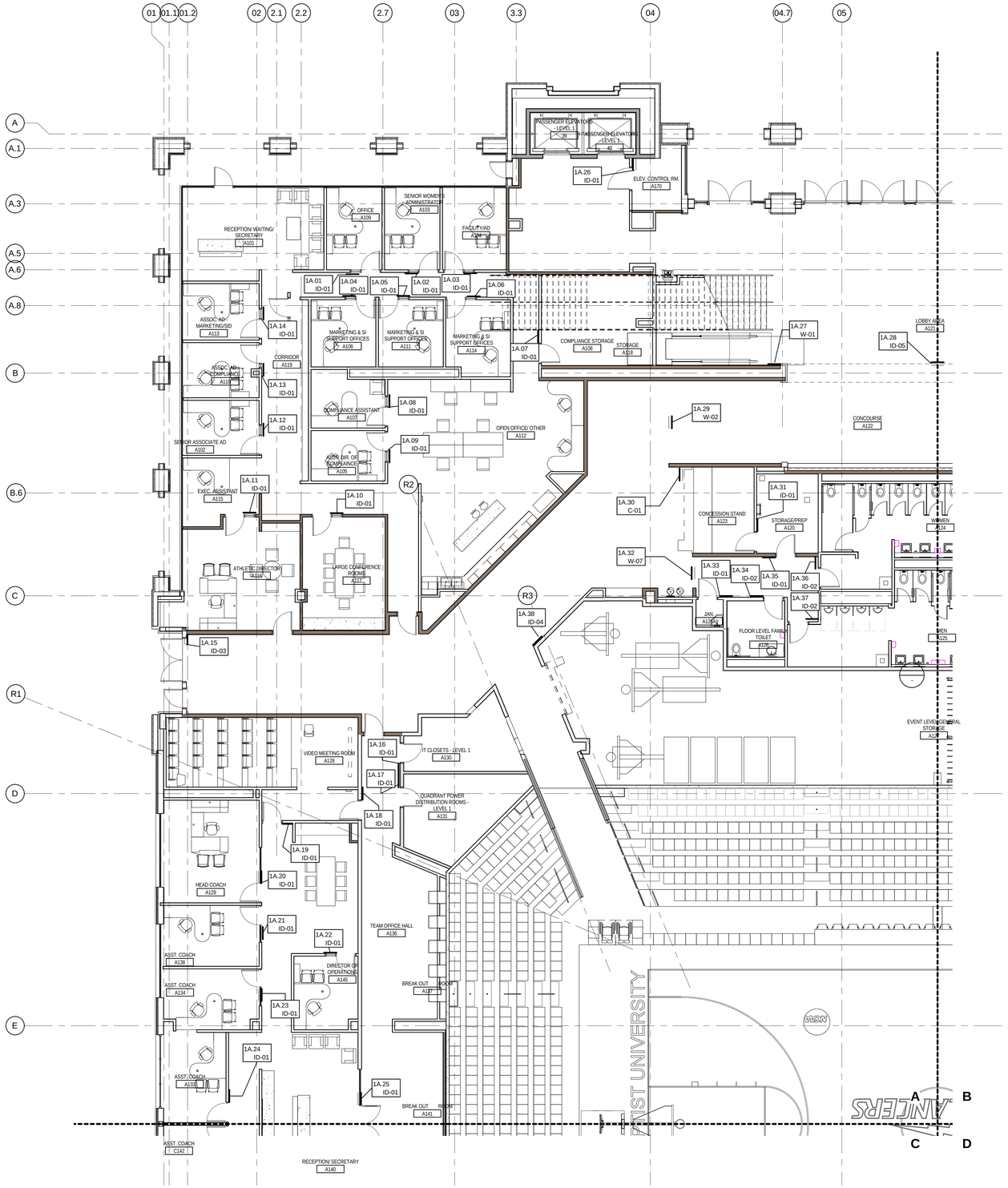

CALIFORNIA BAPTIST UNIVERSITY

EVENTS CENTER

8431 DIANA AVENUE, REIVERSIDE, CA

ISSUE FOR CONSTRUCTION 01-22-2016

LICENSED ARCHITECT ROBERT M. SIMOS No. C-18301 Jan. 31, 2017 STATE OF CALIFORNIA

REVISIONS:

	DESCRIPTION	DATE

DATE ISSUED: 12/15/2015

SVA PROJECT NO: 2014-40129

SCALE: 1/8" = 1'-0"

SHEET NUMBER: G201-A

SHEET TITLE:

EVENT LEVEL - SECTOR A

3 MACARTHUR PLACE, SUITE 850 SANTA ANA, CA 92707

T 949.809.3380 WWW.SVA-ARCHITECTS.COM

THIS DOCUMENT CONTAINS INFORMATION PROPRIETARY TO SVA ARCHITECTS INC. AND IS FURNISHED IN CONFIDENCE FOR THE LIMITED PURPOSE OF EVALUATION, BIDDING OR REVIEW. THIS DOCUMENT OR ITS CONTENTS MAY NOT BE USED FOR ANY OTHER PURPOSE AND MAY NOT BE REPRODUCED OR DISCLOSED TO OTHERS WITHOUT THE PRIOR WRITTEN CONSENT OF SVA ARCHITECTS INC. ALL RIGHTS RESERVED, © COPYRIGHT 2015.

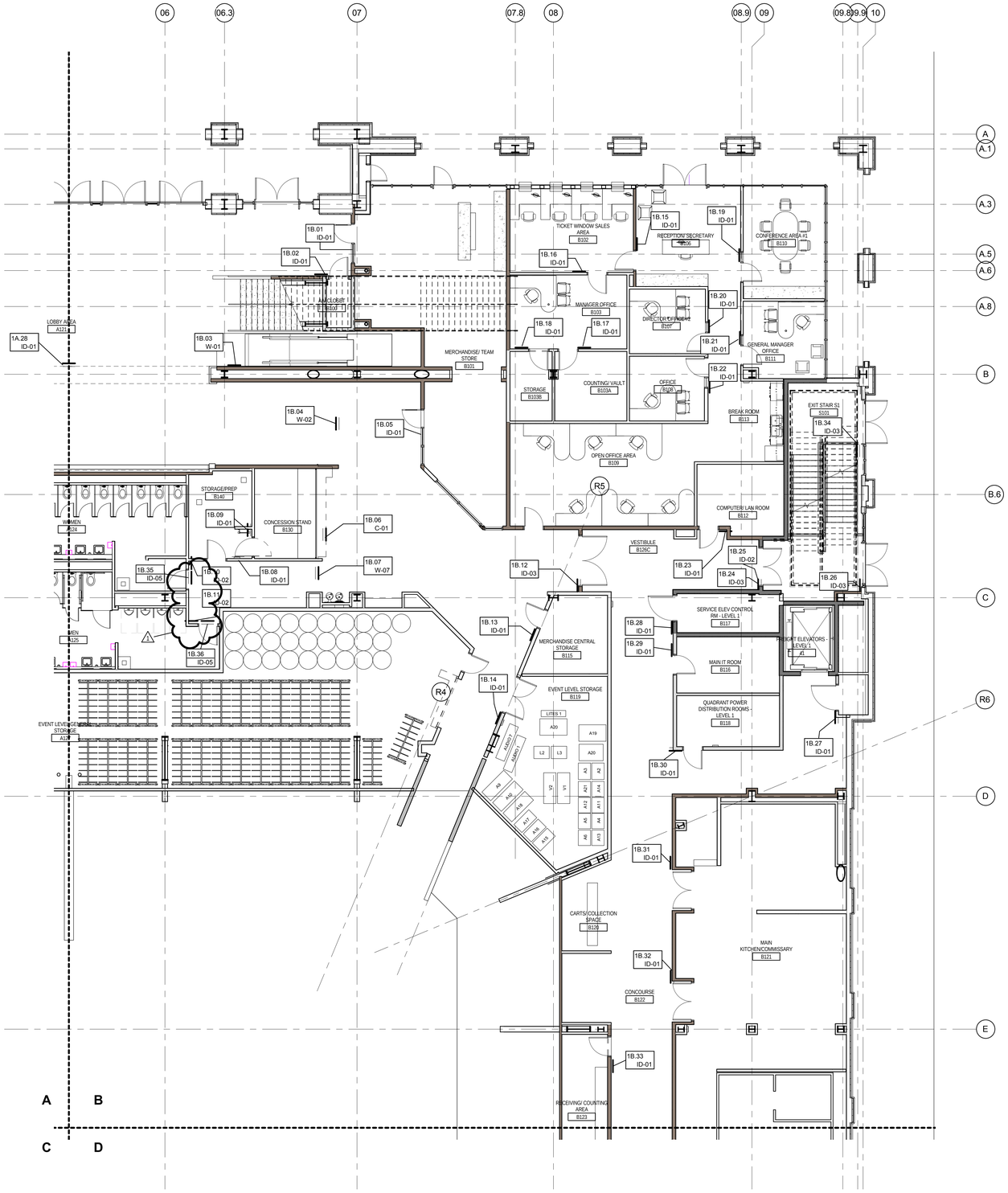

CALIFORNIA BAPTIST UNIVERSITY

EVENTS CENTER

8431 DIANA AVENUE, REIVERSIDE, CA

CCD 66
3-7-17

REVISIONS:

	DESCRIPTION	DATE
1	Revision 1	02/27/17

DATE ISSUED: 01/22/2016

SVA PROJECT NO: 2014-40129

SCALE: 1/8" = 1'-0"

SHEET NUMBER: G201-B

SHEET TITLE:

EVENT LEVEL - SECTOR B

3 MACARTHUR PLACE, SUITE 850 SANTA ANA, CA 92707
T 949.809.3380 WWW.SVA-ARCHITECTS.COM

THIS DOCUMENT CONTAINS INFORMATION PROPRIETARY TO SVA ARCHITECTS INC. AND IS FURNISHED IN CONFIDENCE FOR THE LIMITED PURPOSE OF EVALUATION, BIDDING OR REVIEW. THIS DOCUMENT OR ITS CONTENTS MAY NOT BE USED FOR ANY OTHER PURPOSE AND MAY NOT BE REPRODUCED OR DISCLOSED TO OTHERS WITHOUT THE PRIOR WRITTEN CONSENT OF SVA ARCHITECTS INC. ALL RIGHTS RESERVED, © COPYRIGHT 2015.

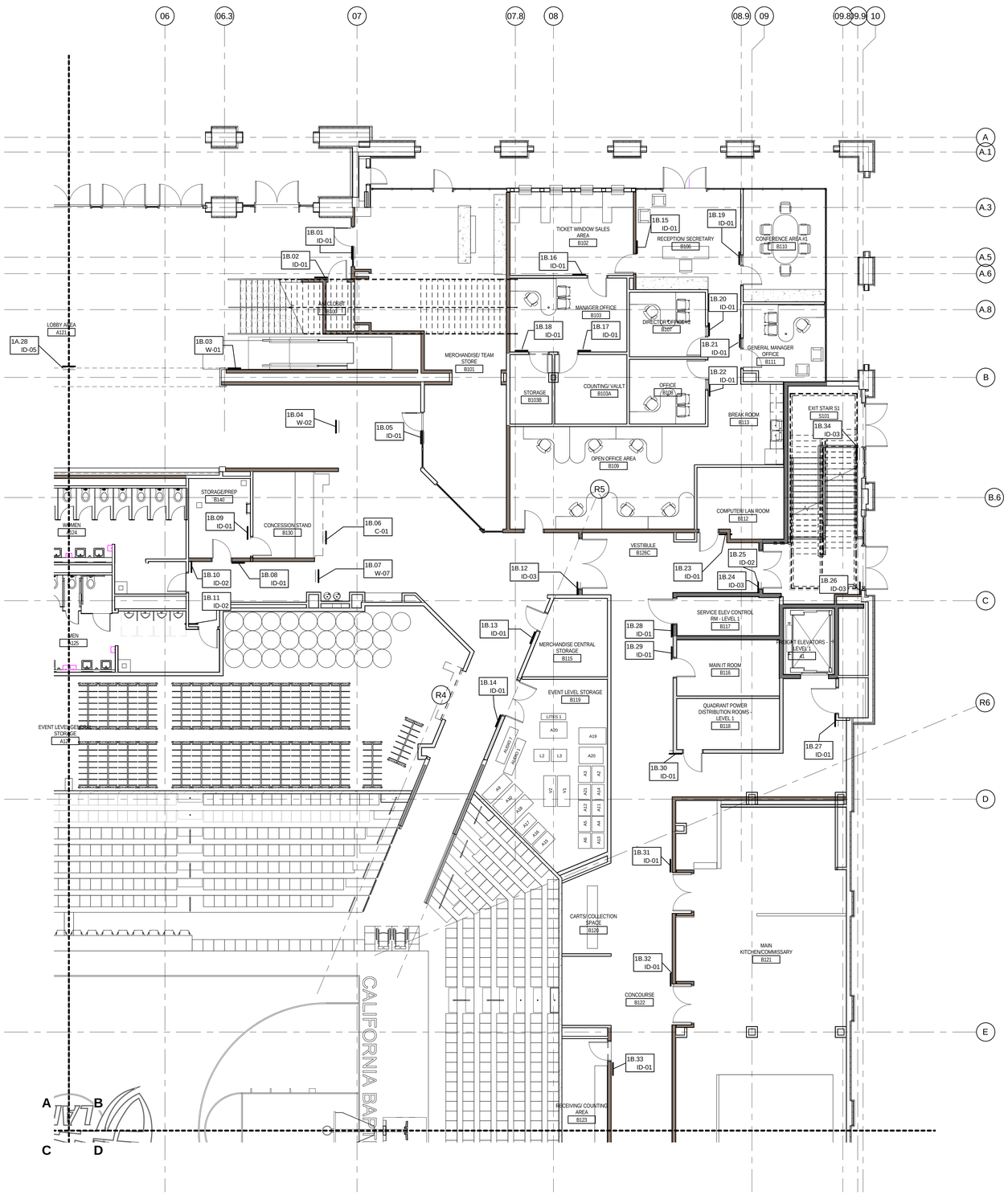

CALIFORNIA BAPTIST UNIVERSITY

EVENTS CENTER

8431 DIANA AVENUE, REIVERSIDE, CA

ISSUE FOR CONSTRUCTION 01-22-2016

LICENSED ARCHITECT ROBERT M. SIMOS No. C-18301 Jan. 31, 2017 STATE OF CALIFORNIA

REVISIONS:

	DESCRIPTION	DATE

DATE ISSUED: 12/15/2015

SVA PROJECT NO: 2014-40129

SCALE: 1/8" = 1'-0"

SHEET NUMBER: G201-B

SHEET TITLE:

EVENT LEVEL - SECTOR B

3 MACARTHUR PLACE, SUITE 850 SANTA ANA, CA 92707

T 949.809.3380 WWW.SVA-ARCHITECTS.COM

THIS DOCUMENT CONTAINS INFORMATION PROPRIETARY TO SVA ARCHITECTS AND/OR ITS CONSULTANTS. INFORMATION FOR THE LIMITED PURPOSE OF EVALUATION, BIDDING OR REVIEW. THIS DOCUMENT OR ITS CONTENTS MAY NOT BE USED FOR ANY OTHER PURPOSE AND MAY NOT BE REPRODUCED OR DISCLOSED TO OTHERS WITHOUT THE PRIOR WRITTEN CONSENT OF SVA ARCHITECTS INC. ALL RIGHTS RESERVED, © COPYRIGHT 2015.

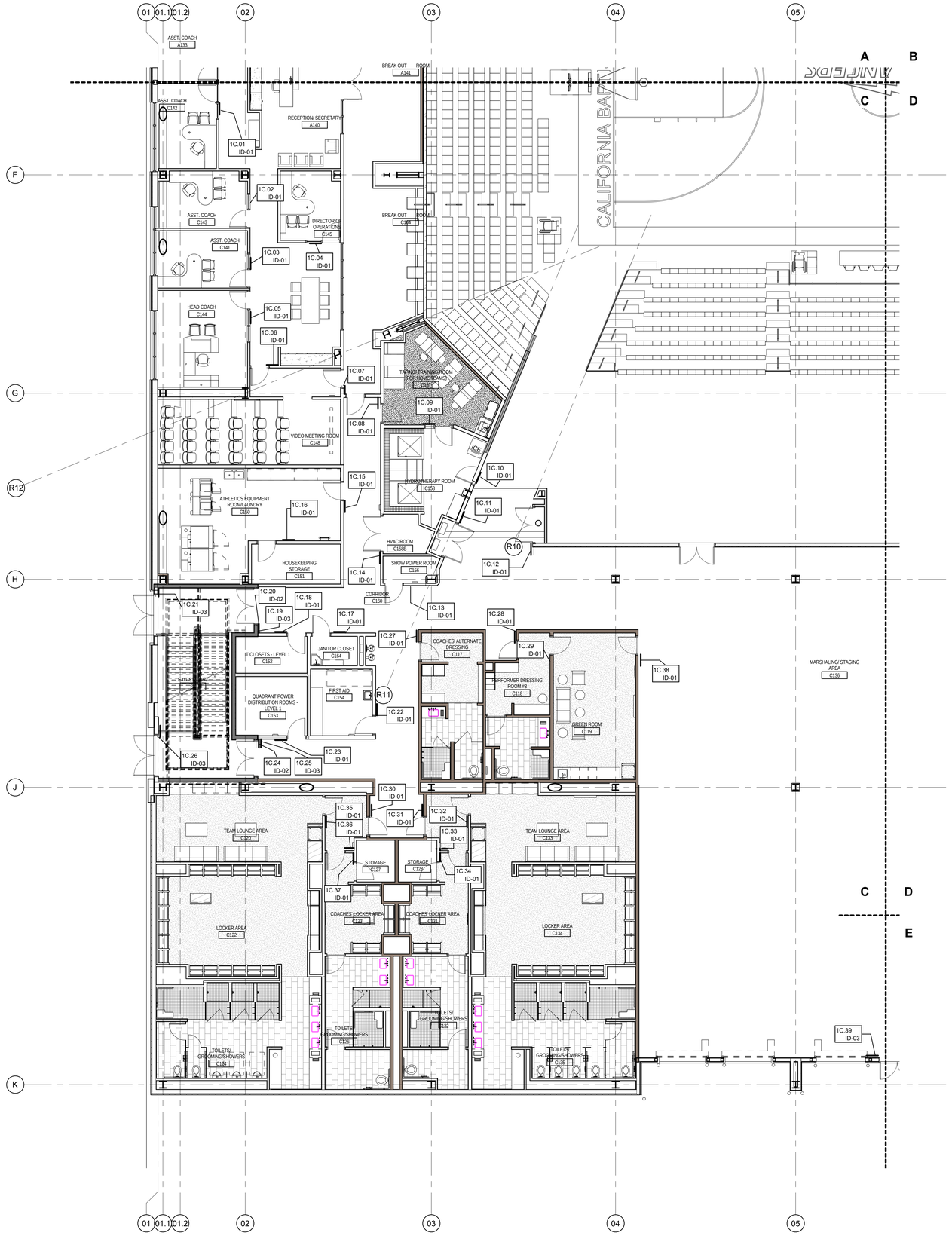

CALIFORNIA BAPTIST UNIVERSITY

EVENTS CENTER

8431 DIANA AVENUE, REIVERSIDE, CA

ISSUE FOR CONSTRUCTION 01-22-2016

REVISIONS:

	DESCRIPTION	DATE
△		
△		
△		
△		
△		
△		
△		
△		
△		
△		
△		

DATE ISSUED:	01/22/2016
SVA PROJECT NO:	2014-40129
SCALE:	1/8" = 1'-0"

SHEET NUMBER: **G201-C**

SHEET TITLE:

EVENT LEVEL - SECTOR C

3 MACARTHUR PLACE, SUITE 850 SANTA ANA, CA 92707
T 949.809.3380 WWW.SVA-ARCHITECTS.COM

THIS DOCUMENT CONTAINS INFORMATION PROPRIETARY TO SVA ARCHITECTS INC. AND IS FURNISHED IN CONFIDENCE FOR THE LIMITED PURPOSE OF EVALUATION. BIDDING OR REVIEW. THIS DOCUMENT OR ITS CONTENTS MAY NOT BE USED FOR ANY OTHER PURPOSE AND MAY NOT BE REPRODUCED OR DISCLOSED TO OTHERS WITHOUT THE PRIOR WRITTEN CONSENT OF SVA ARCHITECTS INC. ALL RIGHTS RESERVED. © COPYRIGHT 2015.

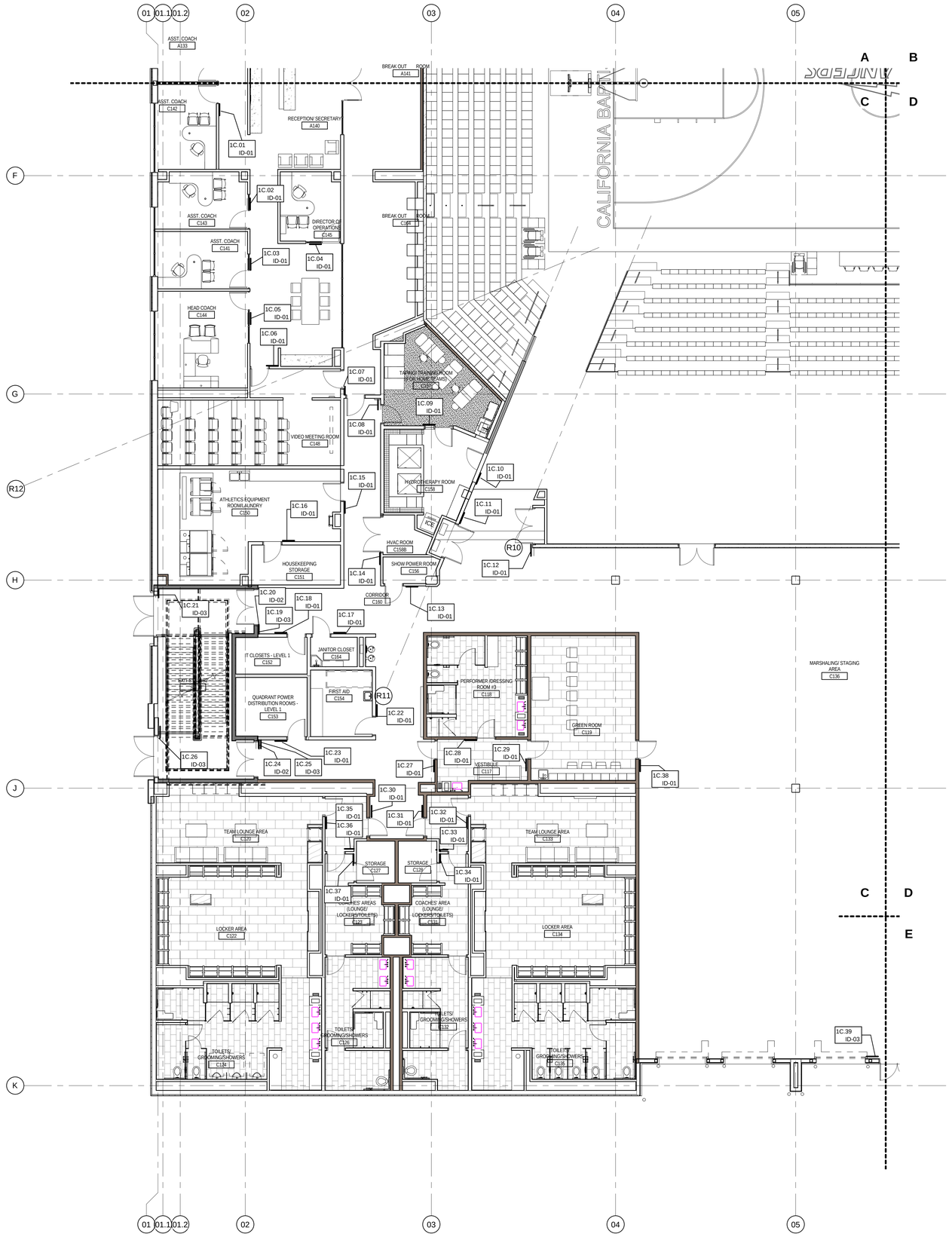

ISSUE FOR CONSTRUCTION
01-22-2016

LICENSED ARCHITECT
ROBERT M. SIMONS
No. C-18301
Jan. 31, 2017
STATE OF CALIFORNIA

REVISIONS:

	DESCRIPTION	DATE

DATE ISSUED: 12/15/2015

SVA PROJECT NO: 2014-40129

SCALE: 1/8" = 1'-0"

SHEET NUMBER: G201-C

SHEET TITLE:

EVENT LEVEL - SECTOR C

3 MACARTHUR PLACE, SUITE 850 SANTA ANA, CA 92707
T 949.809.3380 WWW.SVA-ARCHITECTS.COM

THIS DOCUMENT CONTAINS INFORMATION PROPRIETARY TO SVA ARCHITECTS INC. AND IS FURNISHED AS REFERENCE FOR THE LIMITED PURPOSE OF EVALUATION, BIDDING OR REVIEW. THIS DOCUMENT OR ITS CONTENTS MAY NOT BE USED FOR ANY OTHER PURPOSE AND MAY NOT BE REPRODUCED OR DISCLOSED TO OTHERS WITHOUT THE PRIOR WRITTEN CONSENT OF SVA ARCHITECTS INC. ALL RIGHTS RESERVED, © COPYRIGHT 2015.

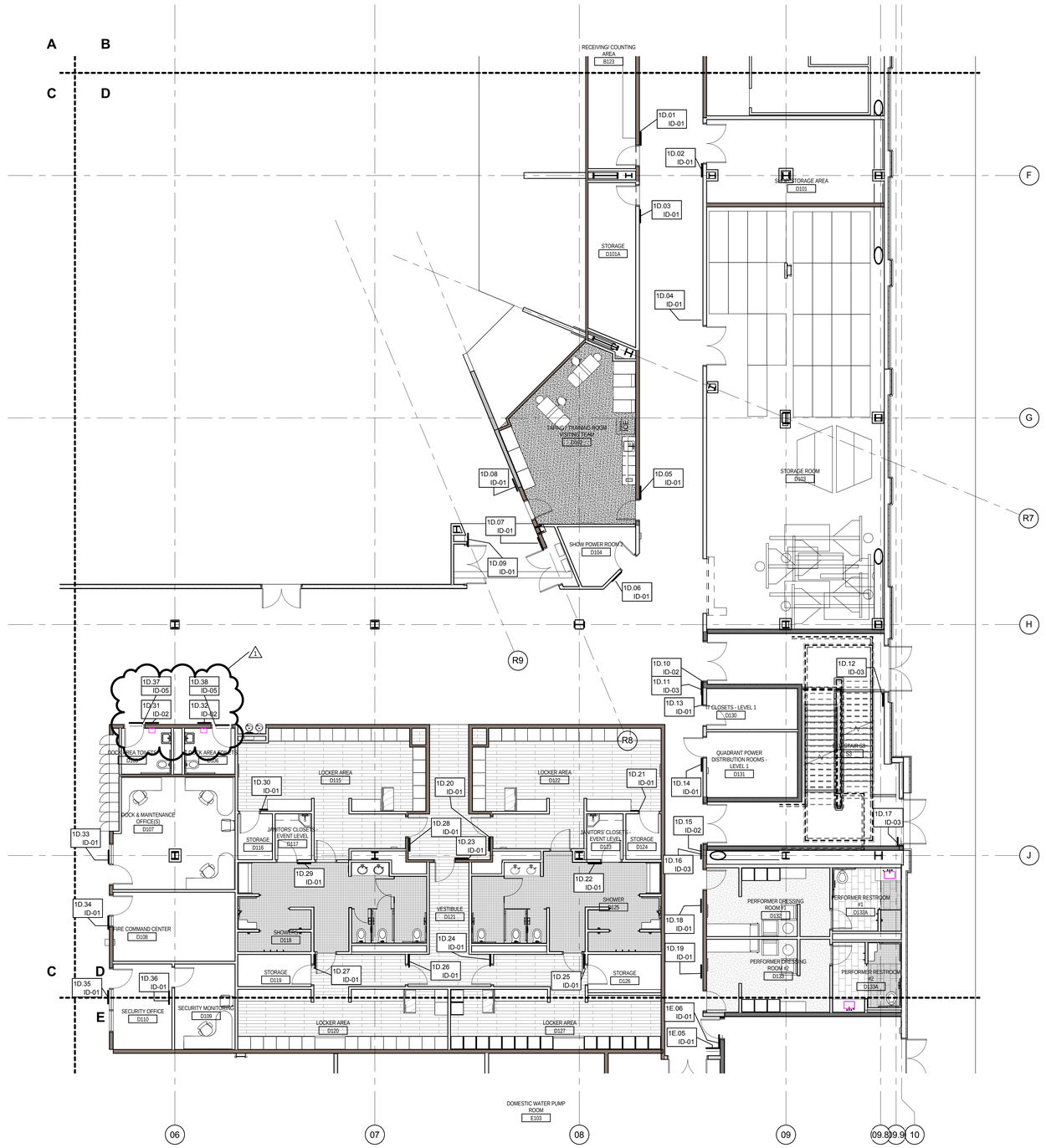

CALIFORNIA BAPTIST UNIVERSITY

EVENTS CENTER

8431 DIANA AVENUE, REIVERSIDE, CA

CCD 66
3-7-17

REVISIONS:

	DESCRIPTION	DATE
1	Revision 1	02/27/17

DATE ISSUED: 01/22/2016

SVA PROJECT NO: 2014-40129

SCALE: 1/8" = 1'-0"

SHEET NUMBER: G201-D

SHEET TITLE:

EVENT LEVEL - SECTOR D

3 MACARTHUR PLACE, SUITE 850 SANTA ANA, CA 92707
T 949.809.3380 WWW.SVA-ARCHITECTS.COM

THIS DOCUMENT CONTAINS INFORMATION PROPRIETARY TO SVA ARCHITECTS INC. AND IS FURNISHED IN CONFIDENCE FOR THE LIMITED PURPOSE OF EVALUATION, BIDDING OR REVIEW. THIS DOCUMENT OR ITS CONTENTS MAY NOT BE USED FOR ANY OTHER PURPOSE AND MAY NOT BE REPRODUCED OR DISCLOSED TO OTHERS WITHOUT THE PRIOR WRITTEN CONSENT OF SVA ARCHITECTS INC. ALL RIGHTS RESERVED. © COPYRIGHT 2015.

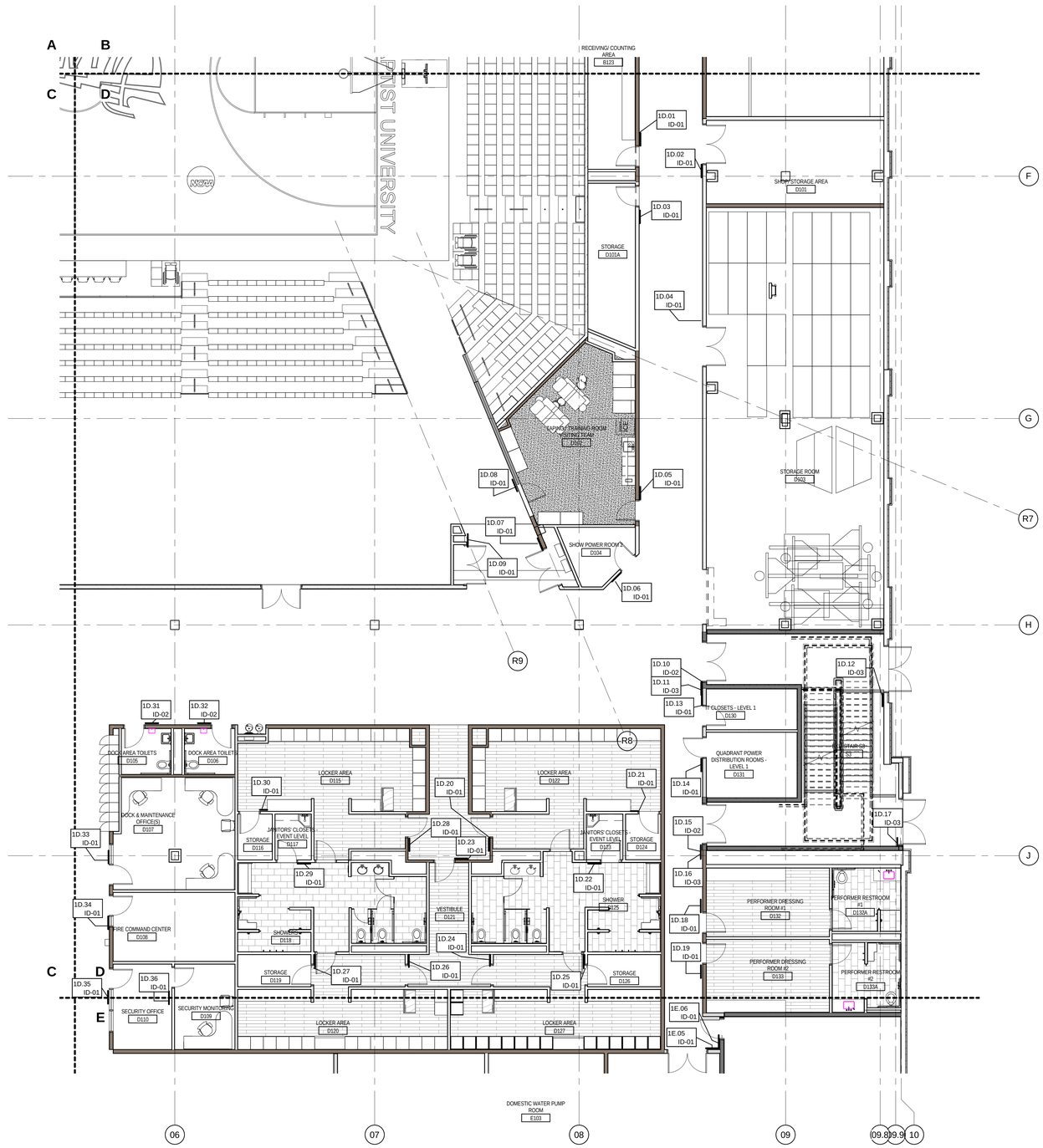

CALIFORNIA BAPTIST UNIVERSITY

EVENTS CENTER

8431 DIANA AVENUE, REIVERSIDE, CA

ISSUE FOR CONSTRUCTION 01-22-2016

LICENSED ARCHITECT
ROBERT M. SIMONS
No. C-18301
Jan. 31, 2017
STATE OF CALIFORNIA

REVISIONS:

	DESCRIPTION	DATE

DATE ISSUED: 12/15/2015

SVA PROJECT NO: 2014-40129

SCALE: 1/8" = 1'-0"

SHEET NUMBER: G201-D

SHEET TITLE:

EVENT LEVEL - SECTOR D

3 MACARTHUR PLACE, SUITE 850 SANTA ANA, CA 92707
T 949.809.3380 WWW.SVA-ARCHITECTS.COM

THIS DOCUMENT CONTAINS INFORMATION PROPRIETARY TO SVA ARCHITECTS INC. AND IS FURNISHED IN CONFIDENCE FOR THE LIMITED PURPOSE OF EVALUATION, BIDDING OR REVIEW. THIS DOCUMENT OR ITS CONTENTS MAY NOT BE USED FOR ANY OTHER PURPOSE AND MAY NOT BE REPRODUCED OR DISCLOSED TO OTHERS WITHOUT THE PRIOR WRITTEN CONSENT OF SVA ARCHITECTS INC. ALL RIGHTS RESERVED, © COPYRIGHT 2015.

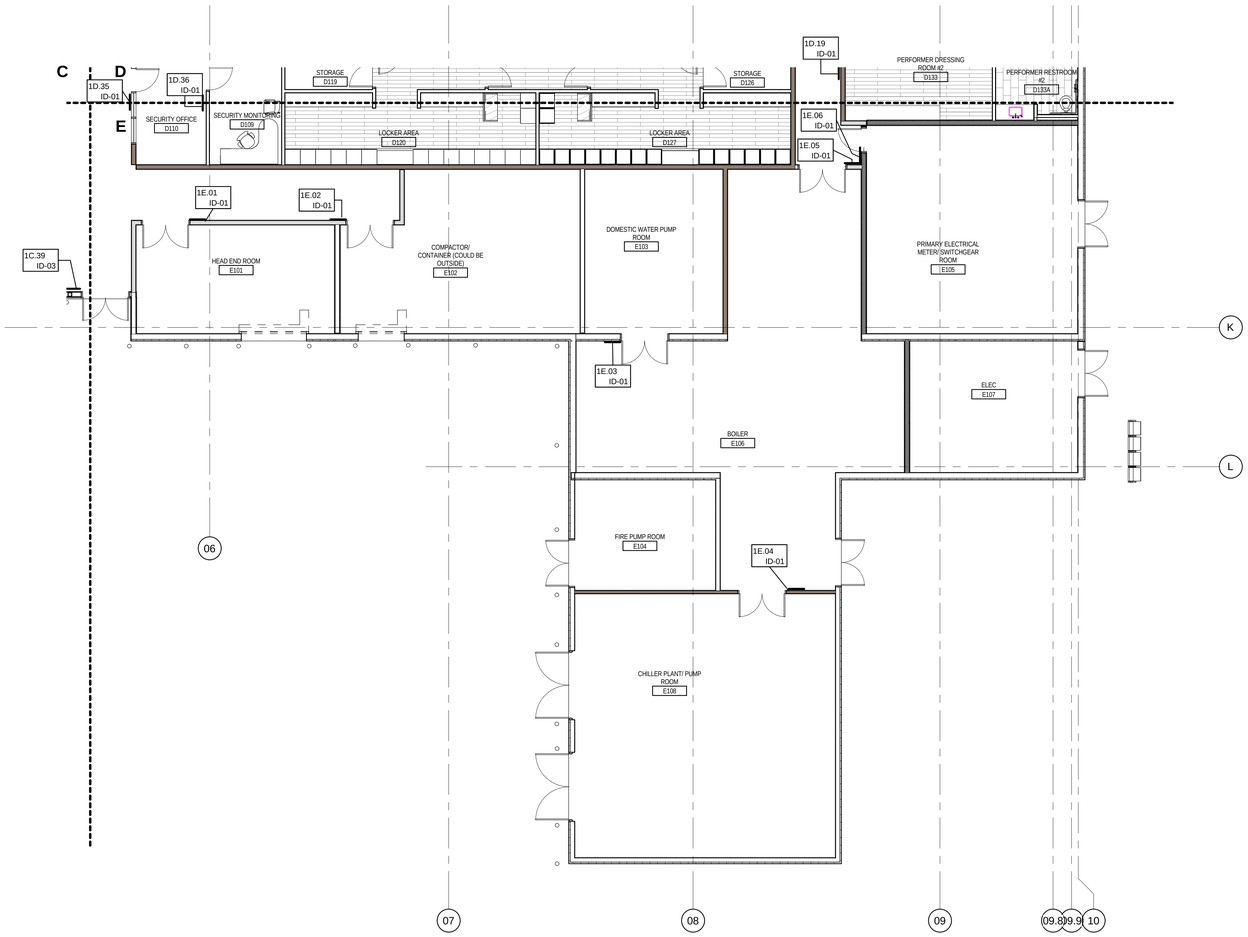

CALIFORNIA BAPTIST UNIVERSITY

EVENTS CENTER

8431 DIANA AVENUE, REIVERSIDE, CA

ISSUE FOR CONSTRUCTION 01-22-2016

LICENSED ARCHITECT
ROBERT M. SIMONS
No. C-18301
Jan. 31, 2017
STATE OF CALIFORNIA

REVISIONS:

	DESCRIPTION	DATE
△		
△		
△		
△		
△		
△		
△		
△		
△		
△		
△		

DATE ISSUED: 12/15/2015

SVA PROJECT NO: 2014-40129

SCALE: 1/8" = 1'-0"

SHEET NUMBER: G201-E

SHEET TITLE:

EVENT LEVEL - SECTOR E

3 MACARTHUR PLACE, SUITE 850 SANTA ANA, CA 92707
T 949.809.3380 WWW.SVA-ARCHITECTS.COM

THIS DOCUMENT CONTAINS INFORMATION PROPRIETARY TO SVA ARCHITECTS INC. AND IS FURNISHED IN CONFIDENCE FOR THE LIMITED PURPOSE OF EVALUATION, BIDDING OR REVIEW. THIS DOCUMENT OR ITS CONTENTS MAY NOT BE USED FOR ANY OTHER PURPOSE AND MAY NOT BE REPRODUCED OR DISCLOSED TO OTHERS WITHOUT THE PRIOR WRITTEN CONSENT OF SVA ARCHITECTS INC. ALL RIGHTS RESERVED. © COPYRIGHT 2015.

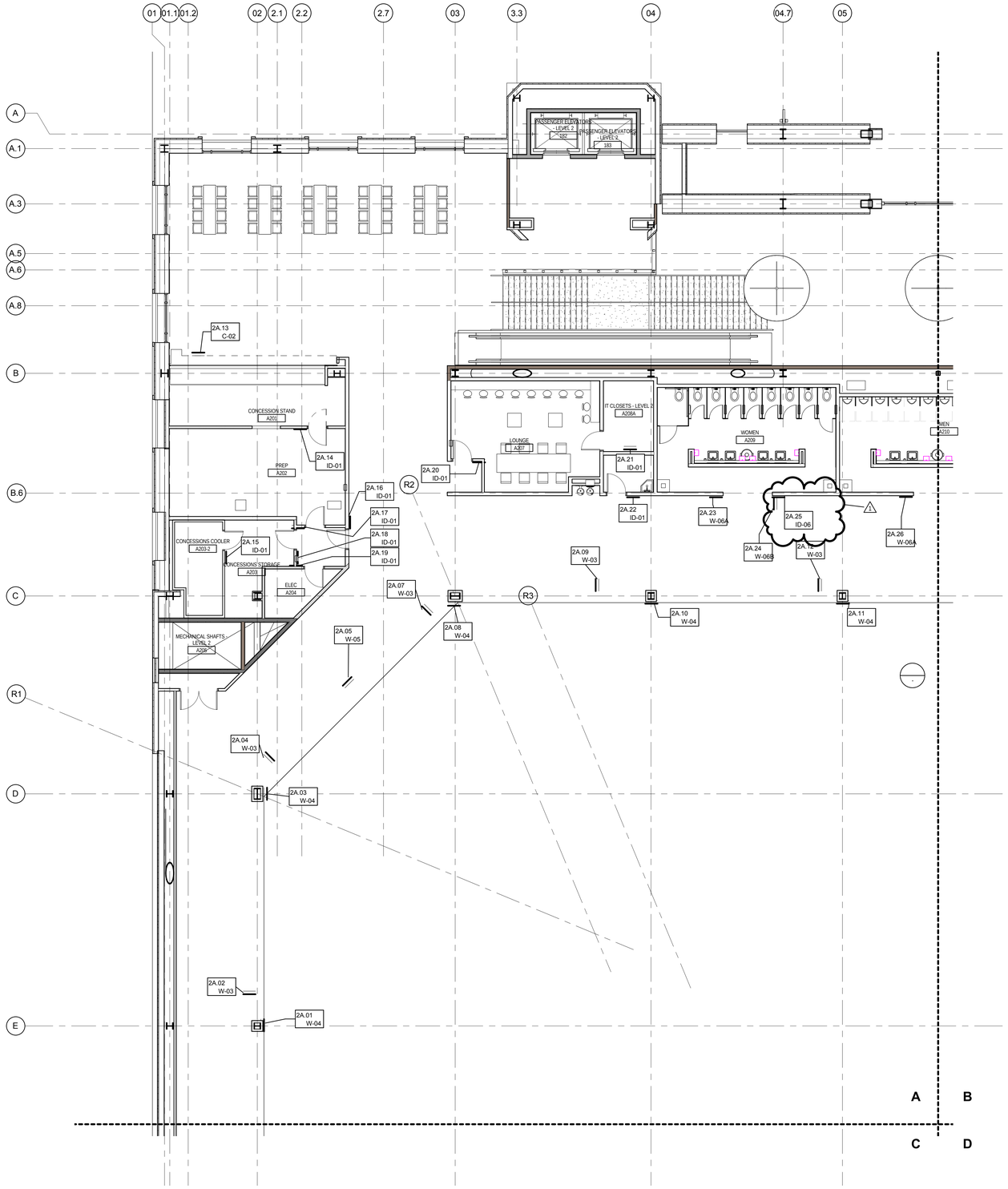

CALIFORNIA BAPTIST UNIVERSITY

EVENTS CENTER

8431 DIANA AVENUE, REIVERSIDE, CA

CCD 66
3-7-17

REVISIONS:

	DESCRIPTION	DATE
1	Revision 1	02/27/17

DATE ISSUED: 01/22/2016

SVA PROJECT NO: 2014-40129

SCALE: 1/8" = 1'-0"

SHEET NUMBER: G202-A

SHEET TITLE:

CONCOURSE LEVEL - SECTOR A

3 MACARTHUR PLACE, SUITE 850 SANTA ANA, CA 92707
T 949.809.3380 WWW.SVA-ARCHITECTS.COM

THIS DOCUMENT CONTAINS INFORMATION PROPRIETARY TO SVA ARCHITECTS INC. AND IS FURNISHED IN CONFIDENCE FOR THE LIMITED PURPOSE OF EVALUATION, BIDDING OR REVIEW. THIS DOCUMENT OR ITS CONTENTS MAY NOT BE USED FOR ANY OTHER PURPOSE AND MAY NOT BE REPRODUCED OR DISCLOSED WITHOUT THE PRIOR WRITTEN CONSENT OF SVA ARCHITECTS INC. ALL RIGHTS RESERVED, © COPYRIGHT 2015.

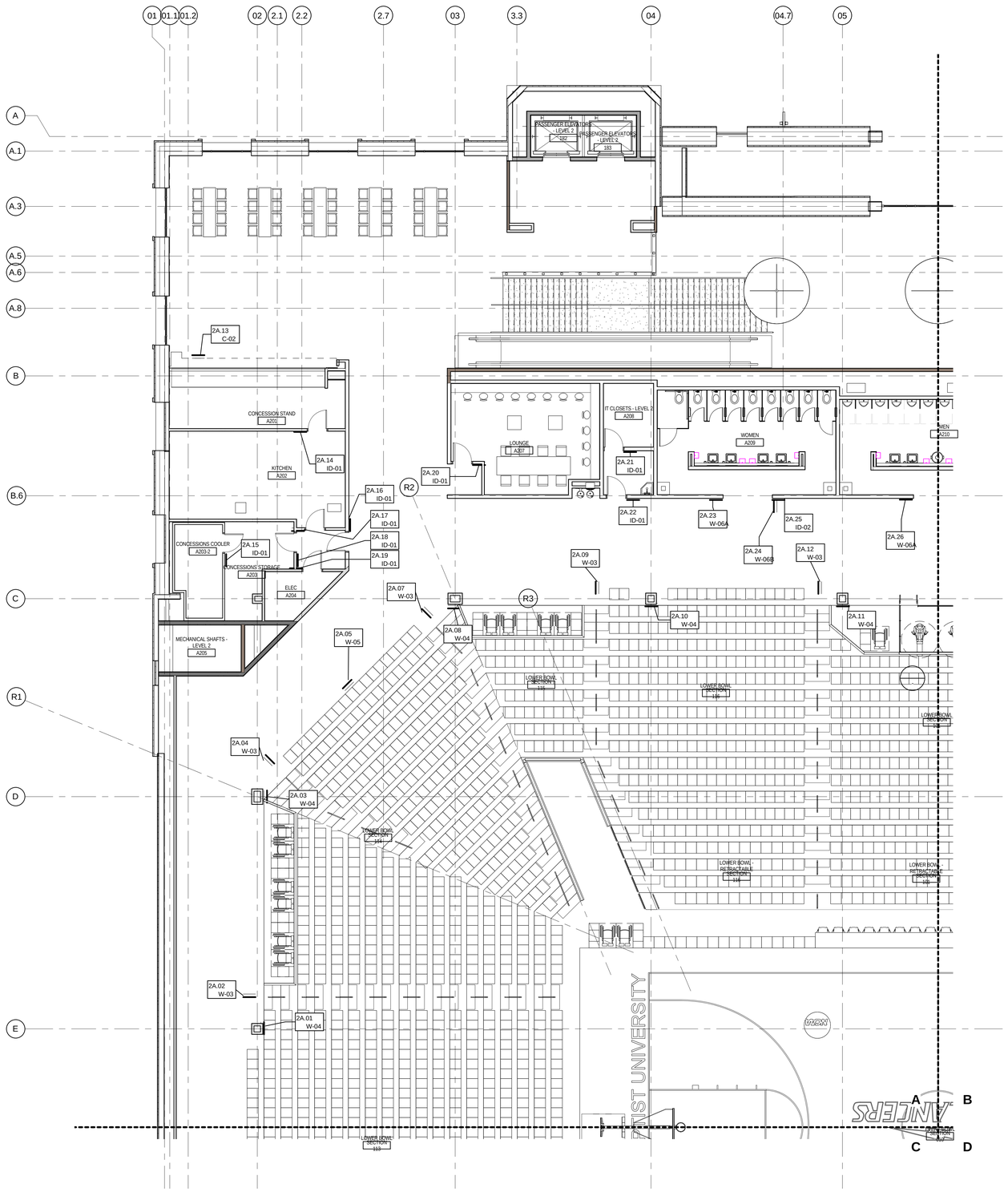

CALIFORNIA BAPTIST UNIVERSITY

EVENTS CENTER

8431 DIANA AVENUE, REIVERSIDE, CA

ISSUE FOR CONSTRUCTION 01-22-2016

LICENSED ARCHITECT
ROBERT M. SIMONS
No. C-18301
Jan. 31, 2017
STATE OF CALIFORNIA

REVISIONS:

	DESCRIPTION	DATE
△		
△		
△		
△		
△		
△		
△		
△		
△		
△		
△		

DATE ISSUED: 12/15/2015

SVA PROJECT NO: 2014-40129

SCALE: 1/8" = 1'-0"

SHEET NUMBER: G202-A

SHEET TITLE:

CONCOURSE LEVEL - SECTOR A

3 MACARTHUR PLACE, SUITE 850 SANTA ANA, CA 92707
T 949.809.3380 WWW.SVA-ARCHITECTS.COM

THIS DOCUMENT CONTAINS INFORMATION PROPRIETARY TO SVA ARCHITECTS INC. AND IS FURNISHED IN CONFIDENCE FOR THE LIMITED PURPOSE OF EVALUATION, BIDDING OR REVIEW. THIS DOCUMENT OR ITS CONTENTS MAY NOT BE USED FOR ANY OTHER PURPOSE AND MAY NOT BE REPRODUCED OR DISCLOSED TO OTHERS WITHOUT THE PRIOR WRITTEN CONSENT OF SVA ARCHITECTS INC. ALL RIGHTS RESERVED. © COPYRIGHT 2015.

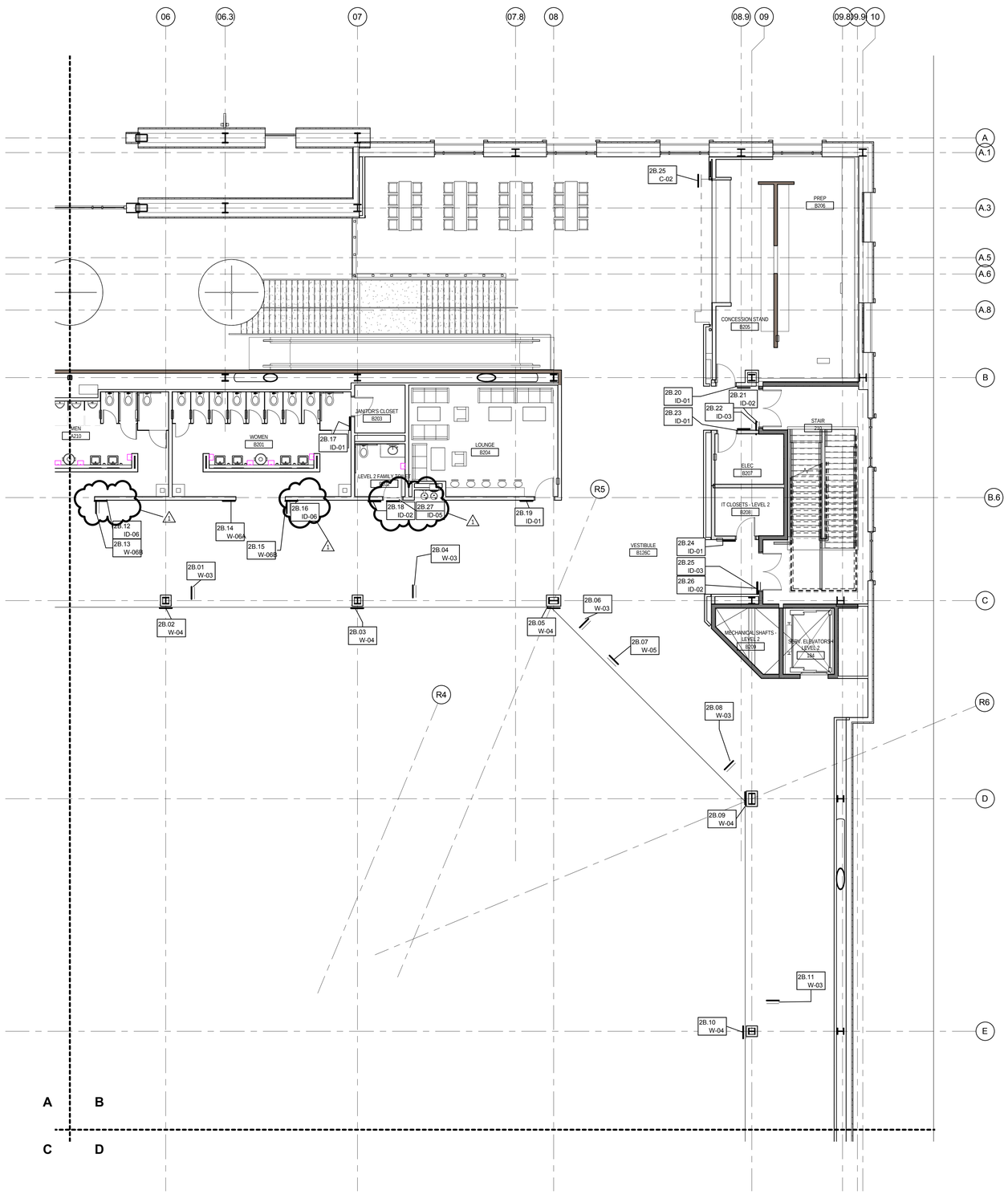

CALIFORNIA BAPTIST UNIVERSITY

EVENTS CENTER

8431 DIANA AVENUE, REIVERSIDE, CA

cbu

CCD 66
3-7-17

REVISIONS:

	DESCRIPTION	DATE
1	Revision 1	02/27/17

DATE ISSUED: 01/22/2016

SVA PROJECT NO: 2014-40129

SCALE: 1/8" = 1'-0"

SHEET NUMBER: G202-B

SHEET TITLE:

CONCOURSE LEVEL - SECTOR B

hok SVA ARCHITECTS

3 MACARTHUR PLACE, SUITE 850 SANTA ANA, CA 92707

T 949.809.3380 WWW.SVA-ARCHITECTS.COM

THIS DOCUMENT CONTAINS INFORMATION PROPRIETARY TO SVA ARCHITECTS INC. AND IS FURNISHED IN CONFIDENCE FOR THE LIMITED PURPOSE OF EVALUATION, BIDDING OR REVIEW. THIS DOCUMENT OR ITS CONTENTS MAY NOT BE USED FOR ANY OTHER PURPOSE AND MAY NOT BE REPRODUCED OR DISCLOSED TO OTHERS WITHOUT THE PRIOR WRITTEN CONSENT OF SVA ARCHITECTS INC. ALL RIGHTS RESERVED. © COPYRIGHT 2015.

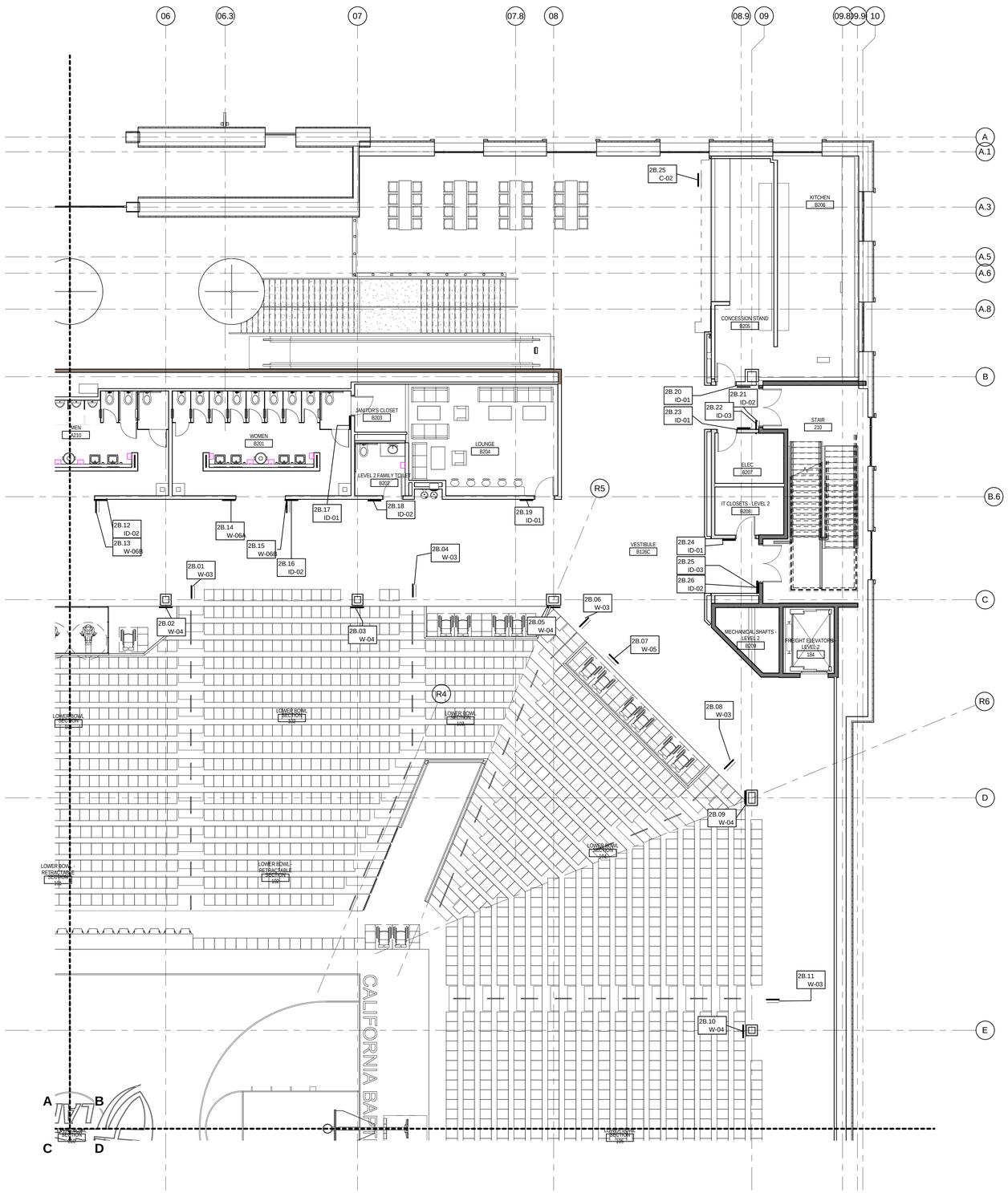

CALIFORNIA BAPTIST UNIVERSITY

EVENTS CENTER

8431 DIANA AVENUE, REIVERSIDE, CA

ISSUE FOR CONSTRUCTION
01-22-2016

LICENSED ARCHITECT
ROBERT M. SIMONS
No. C-18301
Jan. 31, 2017
STATE OF CALIFORNIA

REVISIONS:

	DESCRIPTION	DATE

DATE ISSUED: 12/15/2015

SVA PROJECT NO: 2014-40129

SCALE: 1/8" = 1'-0"

SHEET NUMBER: G202-B

SHEET TITLE:

CONCOURSE LEVEL - SECTOR B

3 MACARTHUR PLACE, SUITE 850 SANTA ANA, CA 92707
T 949.809.3380 WWW.SVA-ARCHITECTS.COM

THIS DOCUMENT CONTAINS INFORMATION PROPRIETARY TO SVA ARCHITECTS INC. AND IS FURNISHED IN CONFIDENCE FOR THE LIMITED PURPOSE OF EVALUATION, BIDDING OR REVIEW. THIS DOCUMENT OR ITS CONTENTS MAY NOT BE USED FOR ANY OTHER PURPOSE AND MAY NOT BE REPRODUCED OR DISCLOSED IN WHOLE OR IN PART WITHOUT THE PRIOR CONSENT OF SVA ARCHITECTS INC. ALL RIGHTS RESERVED, © COPYRIGHT 2015.

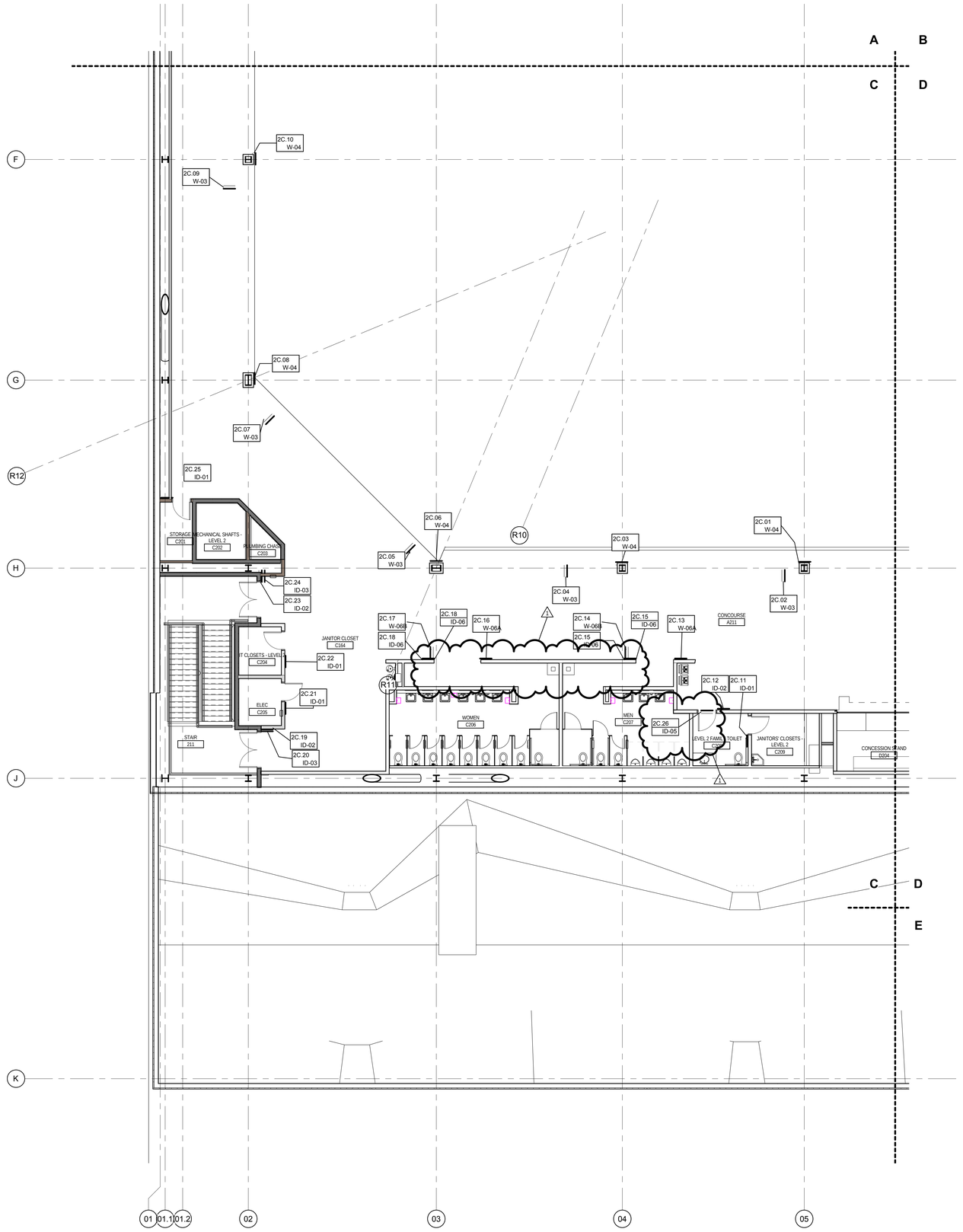

CALIFORNIA BAPTIST UNIVERSITY

EVENTS CENTER

8431 DIANA AVENUE, REIVERSIDE, CA

CCD 66
3-7-17

REVISIONS:

	DESCRIPTION	DATE
1	Revision 1	02/27/17

DATE ISSUED: 01/22/2016

SVA PROJECT NO: 2014-40129

SCALE: 1/8" = 1'-0"

SHEET NUMBER: G202-C

SHEET TITLE:

CONCOURSE LEVEL - SECTOR C

3 MACARTHUR PLACE, SUITE 850 SANTA ANA, CA 92707
T 949.809.3380 WWW.SVA-ARCHITECTS.COM

THIS DOCUMENT CONTAINS INFORMATION PROPRIETARY TO SVA ARCHITECTS INC. AND IS FURNISHED IN CONFIDENCE FOR THE LIMITED PURPOSE OF EVALUATION, BIDDING OR REVIEW. THIS DOCUMENT AND ITS CONTENTS MAY NOT BE USED FOR ANY OTHER PURPOSE AND MAY NOT BE COPIED OR DISCLOSED TO OTHERS WITHOUT THE PRIOR WRITTEN CONSENT OF SVA ARCHITECTS INC. ALL RIGHTS RESERVED, © COPYRIGHT 2015.

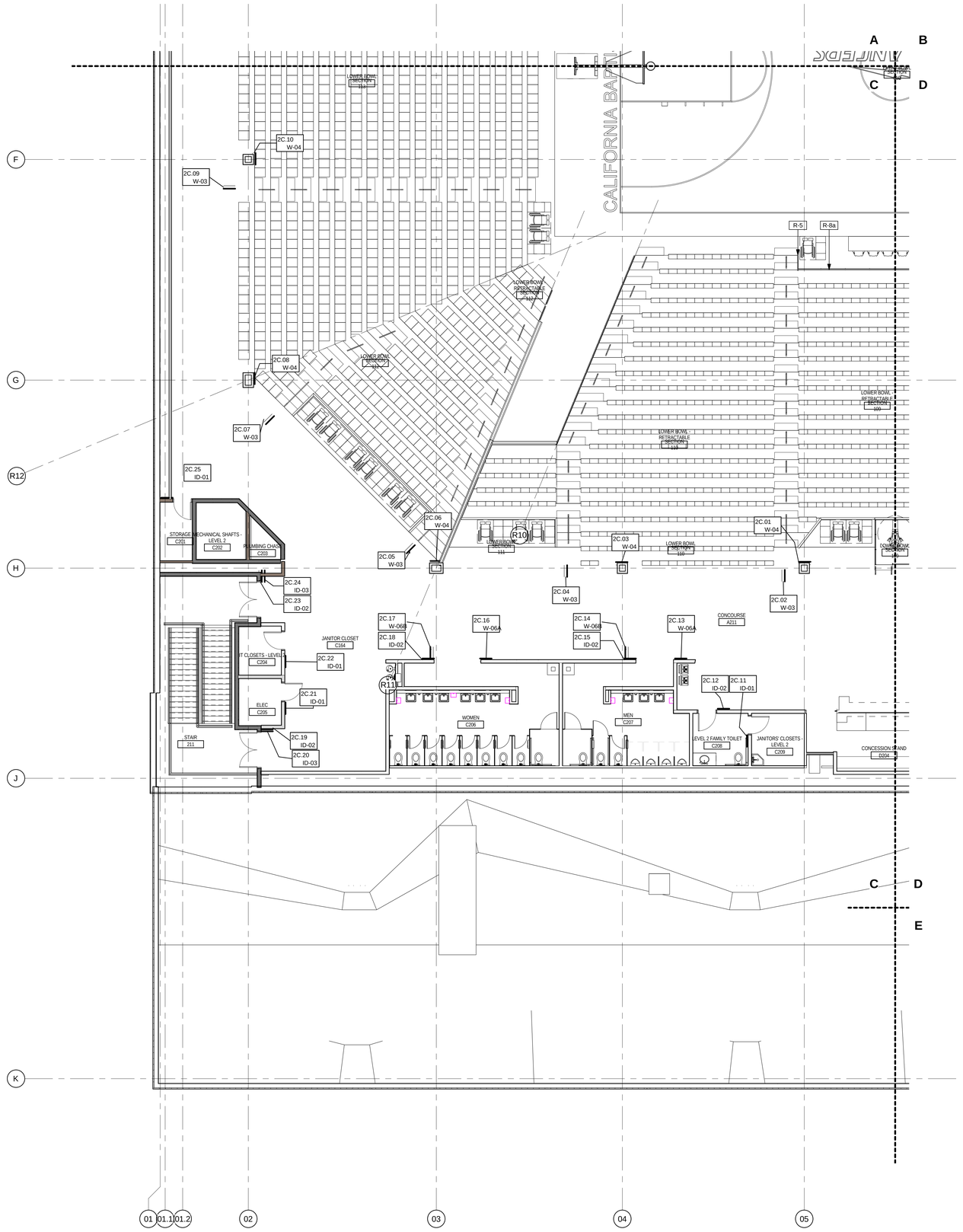

CALIFORNIA BAPTIST UNIVERSITY

EVENTS CENTER

8431 DIANA AVENUE, REIVERSIDE, CA

ISSUE FOR CONSTRUCTION 01-22-2016

LICENSED ARCHITECT
ROBERT M. SIMONS
No. C-18301
Jan. 31, 2017
STATE OF CALIFORNIA

REVISIONS:

	DESCRIPTION	DATE
△		
△		
△		
△		
△		
△		
△		
△		
△		
△		
△		

DATE ISSUED: 12/15/2015

SVA PROJECT NO: 2014-40129

SCALE: 1/8" = 1'-0"

SHEET NUMBER: G202-C

SHEET TITLE:

CONCOURSE LEVEL - SECTOR C

3 MACARTHUR PLACE, SUITE 850 SANTA ANA, CA 92707
T 949.809.3380 WWW.SVA-ARCHITECTS.COM

THIS DOCUMENT CONTAINS INFORMATION PROPRIETARY TO SVA ARCHITECTS INC. AND IS FURNISHED IN CONFIDENCE FOR THE LIMITED PURPOSE OF EVALUATION, BIDDING OR REVIEW. THIS DOCUMENT OR ITS CONTENTS MAY NOT BE USED FOR ANY OTHER PURPOSE AND MAY NOT BE REPRODUCED OR DISCLOSED TO OTHERS WITHOUT THE PRIOR WRITTEN CONSENT OF SVA ARCHITECTS INC. ALL RIGHTS RESERVED. © COPYRIGHT 2015.

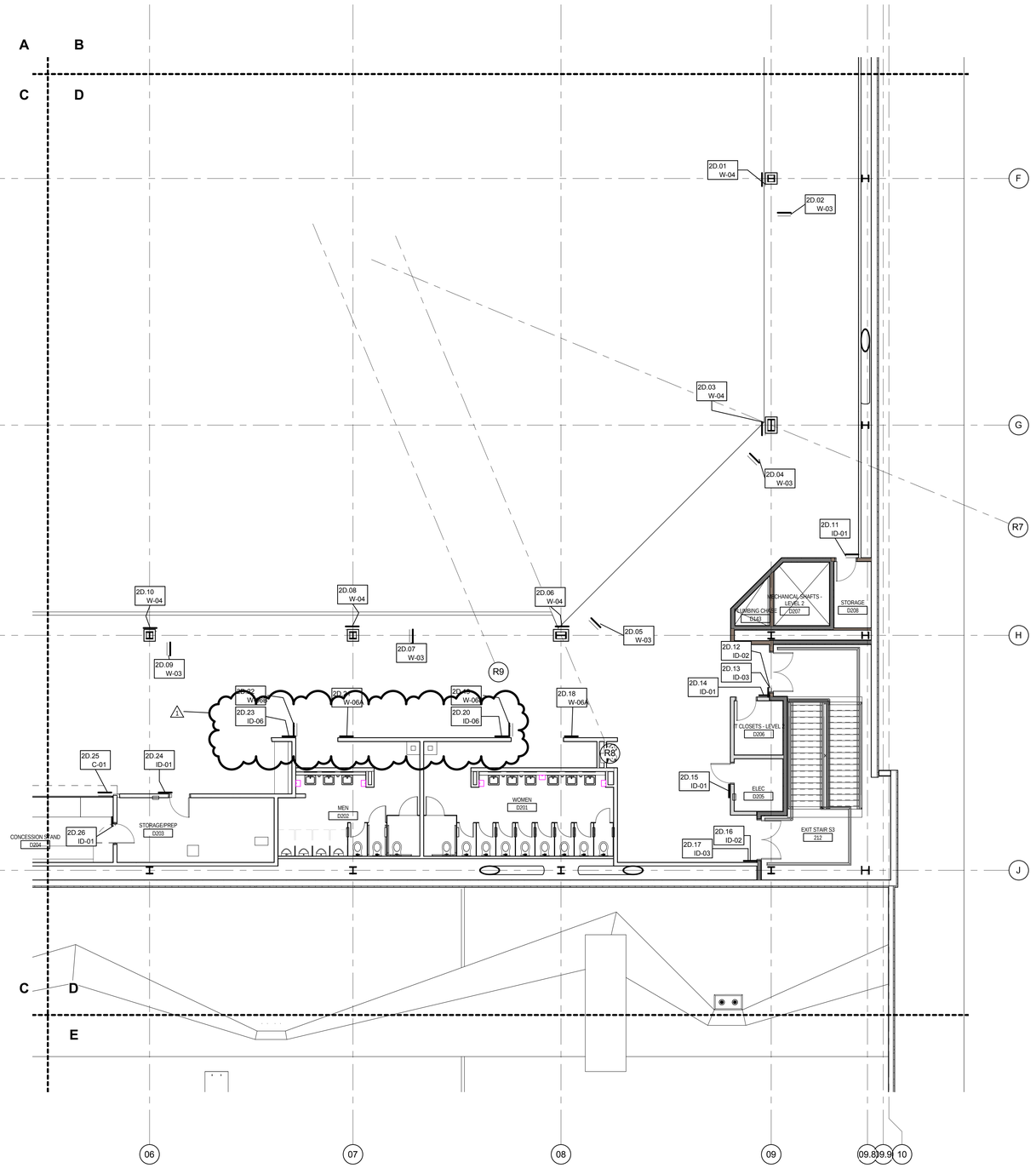

CALIFORNIA BAPTIST UNIVERSITY

EVENTS CENTER

8431 DIANA AVENUE, REIVERSIDE, CA

CCD 66
3-7-17

REVISIONS:

	DESCRIPTION	DATE
1.	Revision 1	02/27/17

DATE ISSUED: 01/22/2016

SVA PROJECT NO: 2014-40129

SCALE: 1/8" = 1'-0"

SHEET NUMBER: G202-D

SHEET TITLE:

CONCOURSE LEVEL - SECTOR D

ARCHITECTS

3 MACARTHUR PLACE, SUITE 850 SANTA ANA, CA 92707

T 949.809.3380 WWW.SVA-ARCHITECTS.COM

THIS DOCUMENT CONTAINS INFORMATION PROPRIETARY TO SVA ARCHITECTS INC. AND IS FURNISHED IN CONFIDENCE FOR THE LIMITED PURPOSE OF EVALUATION, BIDDING OR REVIEW. THIS DOCUMENT OR ITS CONTENTS MAY NOT BE USED FOR ANY OTHER PURPOSE AND MAY NOT BE REPRODUCED OR DISCLOSED TO OTHERS WITHOUT THE PRIOR WRITTEN CONSENT OF SVA ARCHITECTS INC. ALL RIGHTS RESERVED. © COPYRIGHT 2015.

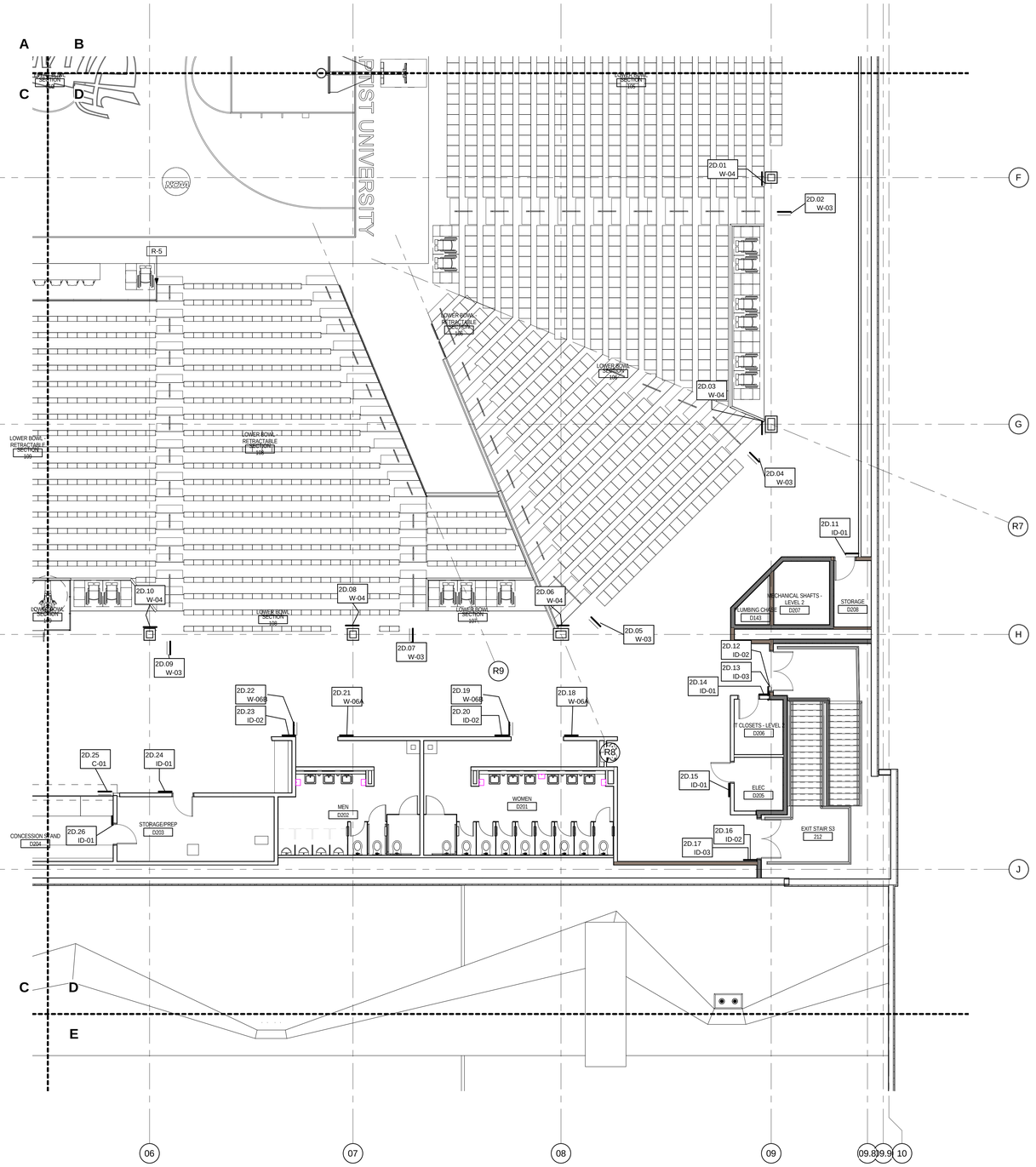

CALIFORNIA BAPTIST UNIVERSITY

EVENTS CENTER

8431 DIANA AVENUE, REIVERSIDE, CA

ISSUE FOR CONSTRUCTION 01-22-2016

LICENSED ARCHITECT
ROBERT M. SIMONS
No. C-18301
Jan. 31, 2017
STATE OF CALIFORNIA

REVISIONS:

	DESCRIPTION	DATE
△		
△		
△		
△		
△		
△		
△		
△		
△		
△		
△		

DATE ISSUED:	12/15/2015
SVA PROJECT NO:	2014-40129
SCALE:	1/8" = 1'-0"

SHEET NUMBER: G202-D

SHEET TITLE:

CONCOURSE LEVEL - SECTOR D

3 MACARTHUR PLACE, SUITE 850 SANTA ANA, CA 92707
T 949.809.3380 WWW.SVA-ARCHITECTS.COM

THIS DOCUMENT CONTAINS INFORMATION PROPRIETARY TO SVA ARCHITECTS INC. AND IS FURNISHED IN CONFIDENCE FOR THE LIMITED PURPOSE OF EVALUATION, BIDDING OR REVIEW. THIS DOCUMENT OR ITS CONTENTS MAY NOT BE USED FOR ANY OTHER PURPOSE AND MAY NOT BE REPRODUCED OR DISCLOSED TO OTHERS WITHOUT THE PRIOR WRITTEN CONSENT OF SVA ARCHITECTS INC. ALL RIGHTS RESERVED. © COPYRIGHT 2015.

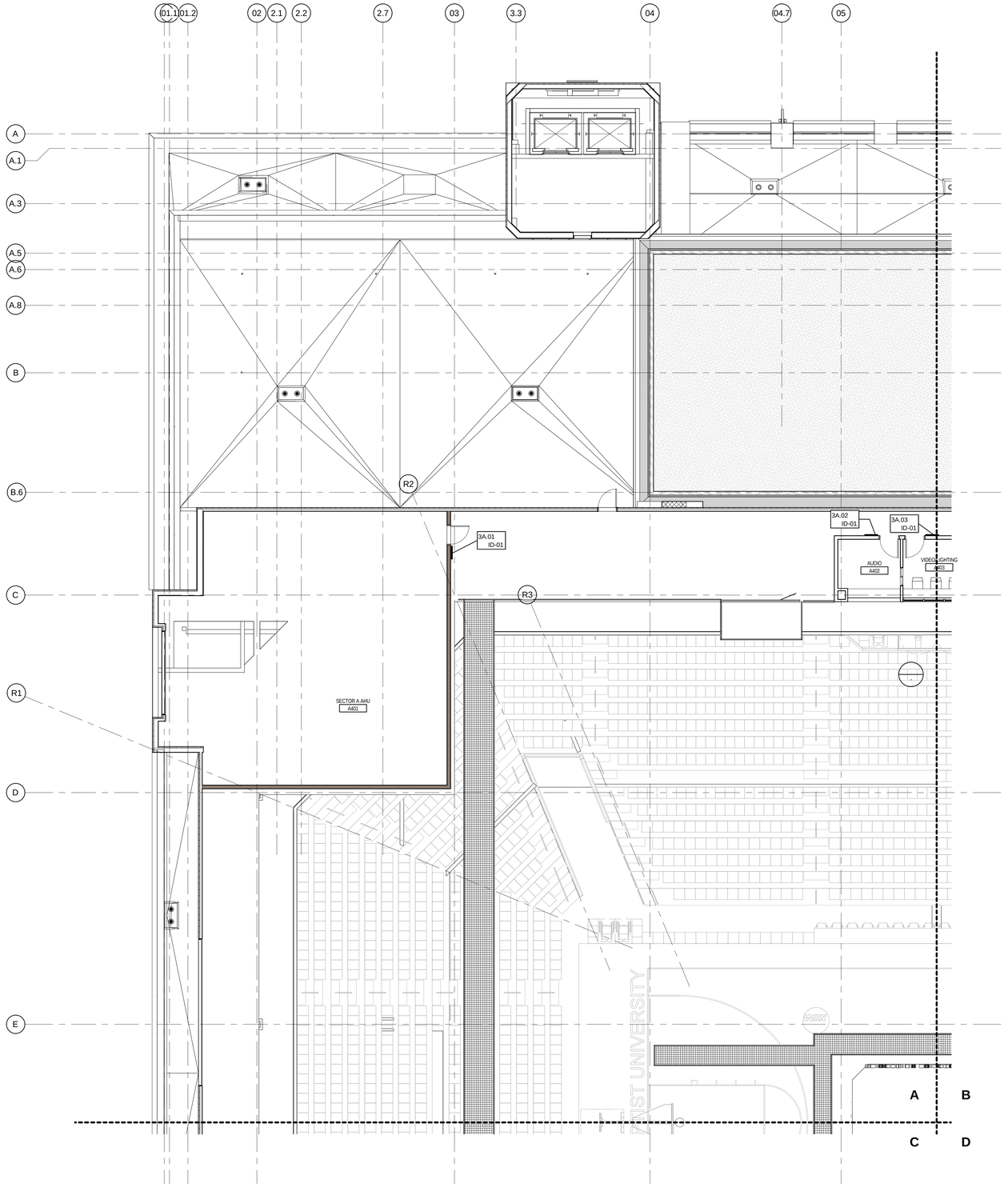

CALIFORNIA BAPTIST UNIVERSITY

EVENTS CENTER

8431 DIANA AVENUE, REIVERSIDE, CA

ISSUE FOR CONSTRUCTION
01-22-2016

LICENSED ARCHITECT
ROBERT M. SIMONS
No. C-18301
Jan. 31, 2017
STATE OF CALIFORNIA

REVISIONS:

	DESCRIPTION	DATE

DATE ISSUED: 12/15/2015

SVA PROJECT NO: 2014-40129

SCALE: 1/8" = 1'-0"

SHEET NUMBER: G204-A

SHEET TITLE:

CATWALK LEVEL - SECTOR A

3 MACARTHUR PLACE, SUITE 850 SANTA ANA, CA 92707
T 949.809.3380 WWW.SVA-ARCHITECTS.COM

THIS DOCUMENT CONTAINS INFORMATION PROPRIETARY TO SVA ARCHITECTS INC. AND IS FURNISHED IN CONFIDENCE FOR THE LIMITED PURPOSE OF EVALUATION, BIDDING OR REVIEW. THIS DOCUMENT OR ITS CONTENTS MAY NOT BE USED FOR ANY OTHER PURPOSE AND MAY NOT BE REPRODUCED OR DISCLOSED TO OTHERS WITHOUT THE PRIOR WRITTEN CONSENT OF SVA ARCHITECTS INC. ALL RIGHTS RESERVED. © COPYRIGHT 2015.

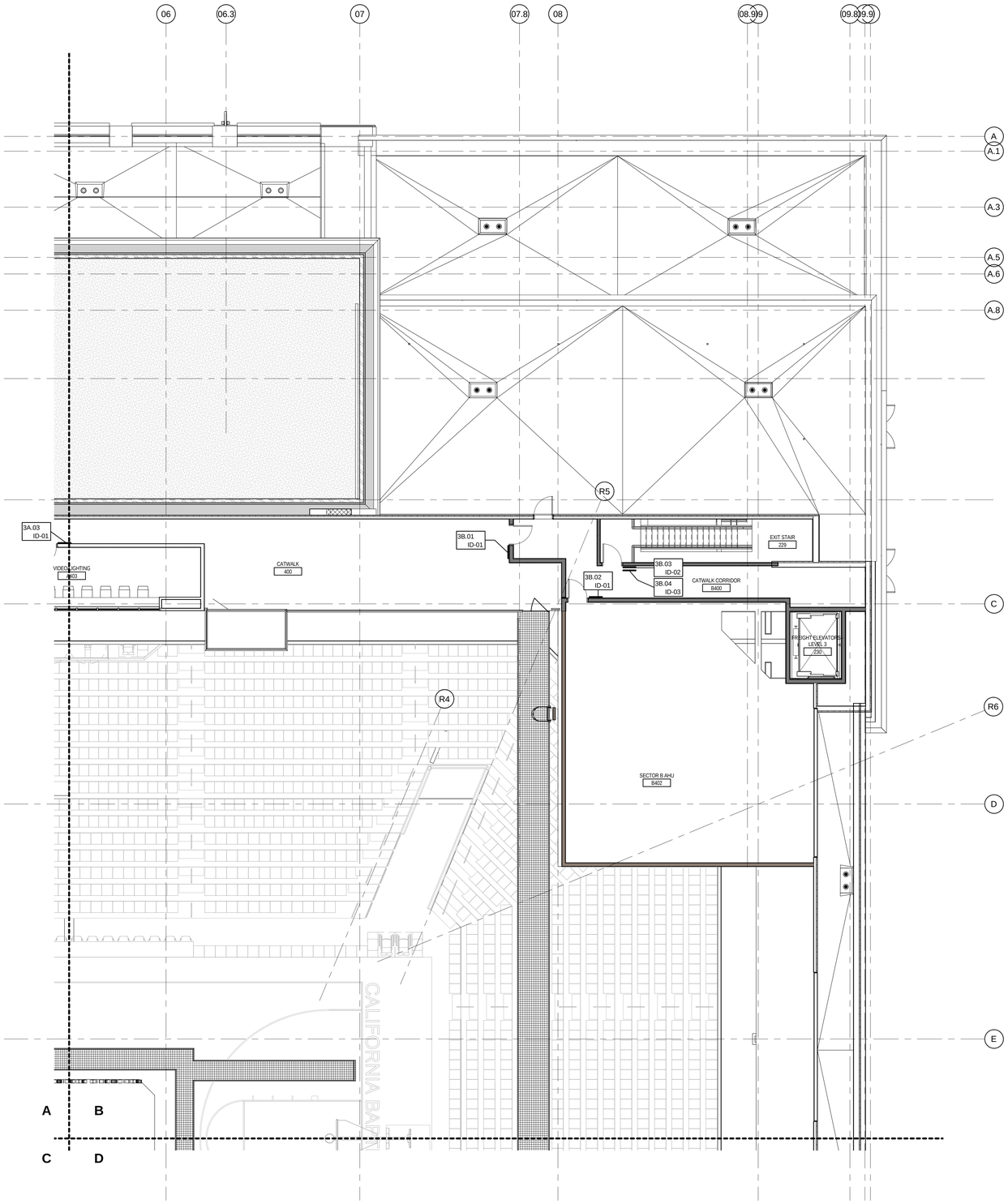

CALIFORNIA BAPTIST UNIVERSITY

EVENTS CENTER

8431 DIANA AVENUE, REIVERSIDE, CA

ISSUE FOR CONSTRUCTION 01-22-2016

LICENSED ARCHITECT
ROBERT M. SIMONS
No. C-18301
Jan. 31, 2017
STATE OF CALIFORNIA

REVISIONS:

	DESCRIPTION	DATE
△		
△		
△		
△		
△		
△		
△		
△		
△		
△		
△		

DATE ISSUED:	12/15/2015
SVA PROJECT NO:	2014-40129
SCALE:	1/8" = 1'-0"

SHEET NUMBER: **G204-B**

SHEET TITLE:

CATWALK LEVEL - SECTOR B

3 MACARTHUR PLACE, SUITE 850 SANTA ANA, CA 92707
T 949.809.3380 WWW.SVA-ARCHITECTS.COM

THIS DOCUMENT CONTAINS INFORMATION PROPRIETARY TO SVA ARCHITECTS INC. AND IS FURNISHED IN CONFIDENCE FOR THE LIMITED PURPOSE OF EVALUATION, BIDDING OR REVIEW. THIS DOCUMENT OR ITS CONTENTS MAY NOT BE USED FOR ANY OTHER PURPOSE AND MAY NOT BE REPRODUCED OR DISCLOSED TO OTHERS WITHOUT THE PRIOR WRITTEN CONSENT OF SVA ARCHITECTS INC. ALL RIGHTS RESERVED. © COPYRIGHT 2015.

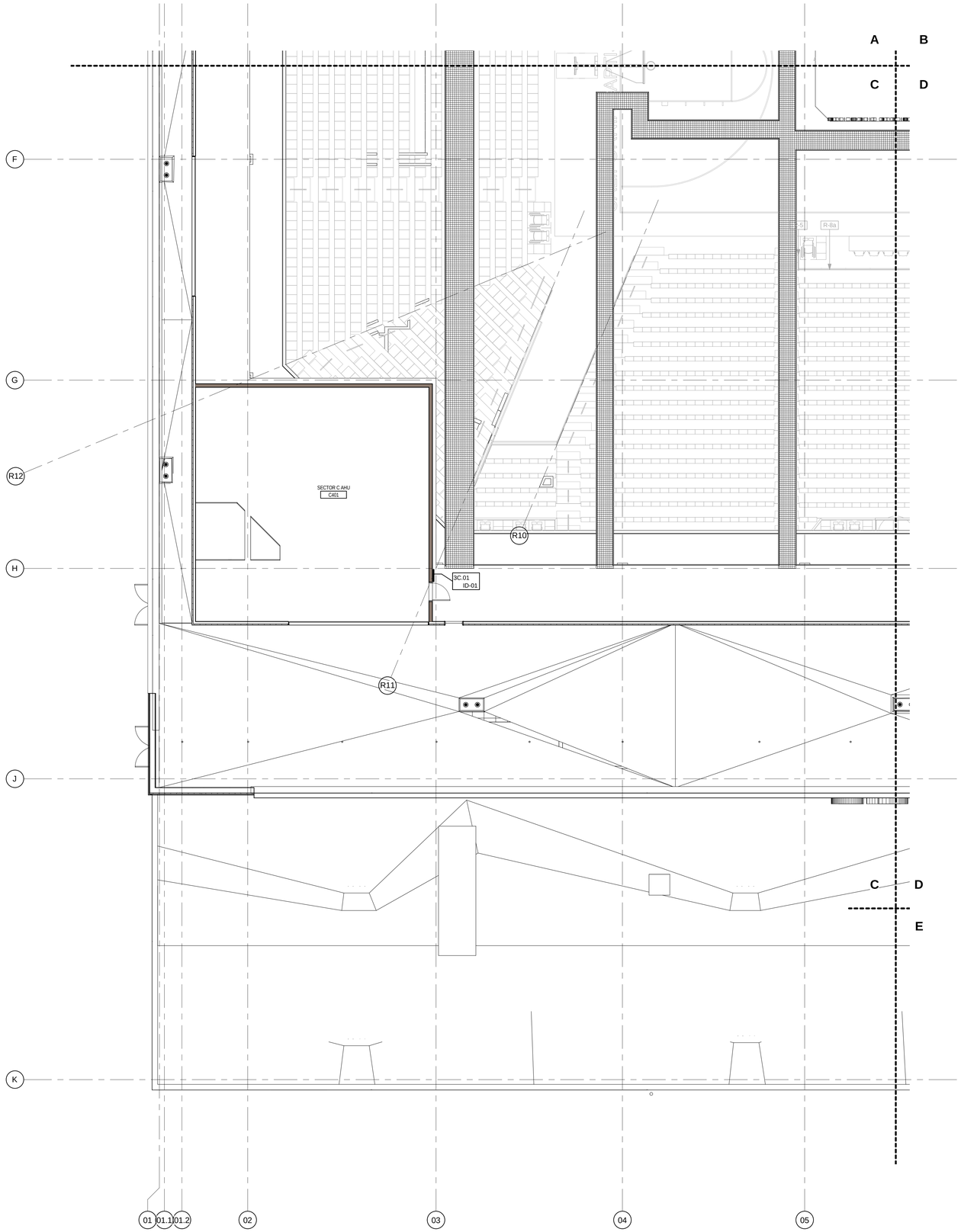

CALIFORNIA BAPTIST UNIVERSITY

EVENTS CENTER

8431 DIANA AVENUE, REIVERSIDE, CA

ISSUE FOR CONSTRUCTION
01-22-2016

LICENSED ARCHITECT
ROBERT M. SIMONS
No. C-18301
Jan. 31, 2017
STATE OF CALIFORNIA

REVISIONS:

	DESCRIPTION	DATE

DATE ISSUED: 12/15/2015

SVA PROJECT NO: 2014-40129

SCALE: 1/8" = 1'-0"

SHEET NUMBER: G204-C

SHEET TITLE:

CATWALK LEVEL - SECTOR C

3 MACARTHUR PLACE, SUITE 850 SANTA ANA, CA 92707
T 949.809.3380 WWW.SVA-ARCHITECTS.COM

THIS DOCUMENT CONTAINS INFORMATION PROPRIETARY TO SVA ARCHITECTS INC. AND IS FURNISHED IN CONFIDENCE FOR THE LIMITED PURPOSE OF EVALUATION, BIDDING OR REVIEW. THIS DOCUMENT OR ITS CONTENTS MAY NOT BE USED FOR ANY OTHER PURPOSE AND MAY NOT BE REPRODUCED OR DISCLOSED TO OTHERS WITHOUT THE PRIOR WRITTEN CONSENT OF SVA ARCHITECTS INC. ALL RIGHTS RESERVED. © COPYRIGHT 2015.

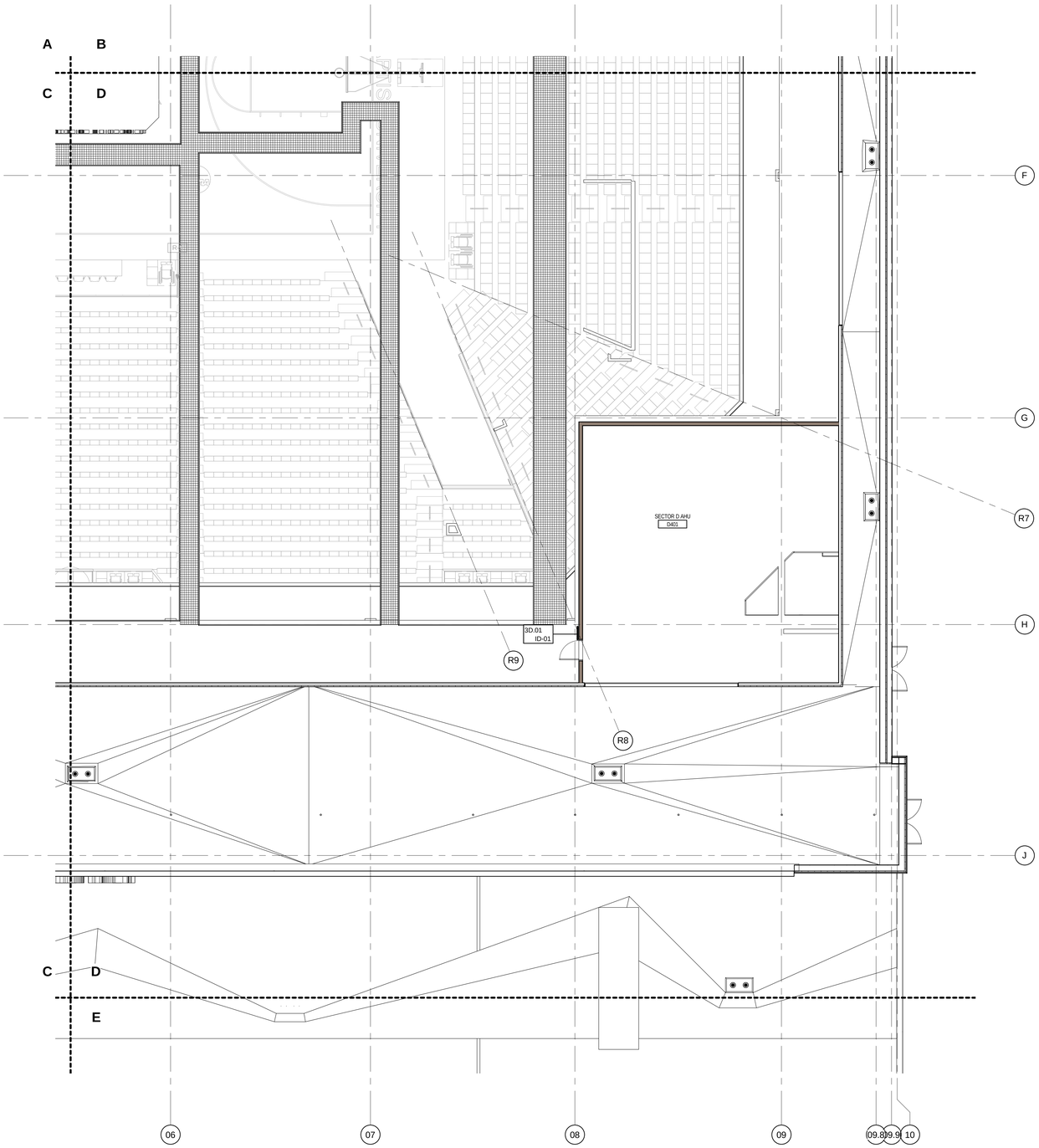

CALIFORNIA BAPTIST UNIVERSITY

EVENTS CENTER

8431 DIANA AVENUE, REIVERSIDE, CA

ISSUE FOR CONSTRUCTION
01-22-2016

LICENSED ARCHITECT
ROBERT M. SIMONS
No. C-18301
Jan. 31, 2017
STATE OF CALIFORNIA

REVISIONS:

	DESCRIPTION	DATE

DATE ISSUED: 12/15/2015

SVA PROJECT NO: 2014-40129

SCALE: 1/8" = 1'-0"

SHEET NUMBER: G204-D

SHEET TITLE:

CATWALK LEVEL - SECTOR D

3 MACARTHUR PLACE, SUITE 850 SANTA ANA, CA 92707
T 949.809.3380 WWW.SVA-ARCHITECTS.COM

THIS DOCUMENT CONTAINS INFORMATION PROPRIETARY TO SVA ARCHITECTS INC. AND IS FURNISHED IN CONFIDENCE FOR THE LIMITED PURPOSE OF EVALUATION, BIDDING OR REVIEW. THIS DOCUMENT OR ITS CONTENTS MAY NOT BE USED FOR ANY OTHER PURPOSE AND MAY NOT BE REPRODUCED OR DISCLOSED TO OTHERS WITHOUT THE PRIOR WRITTEN CONSENT OF SVA ARCHITECTS INC. ALL RIGHTS RESERVED. © COPYRIGHT 2015.

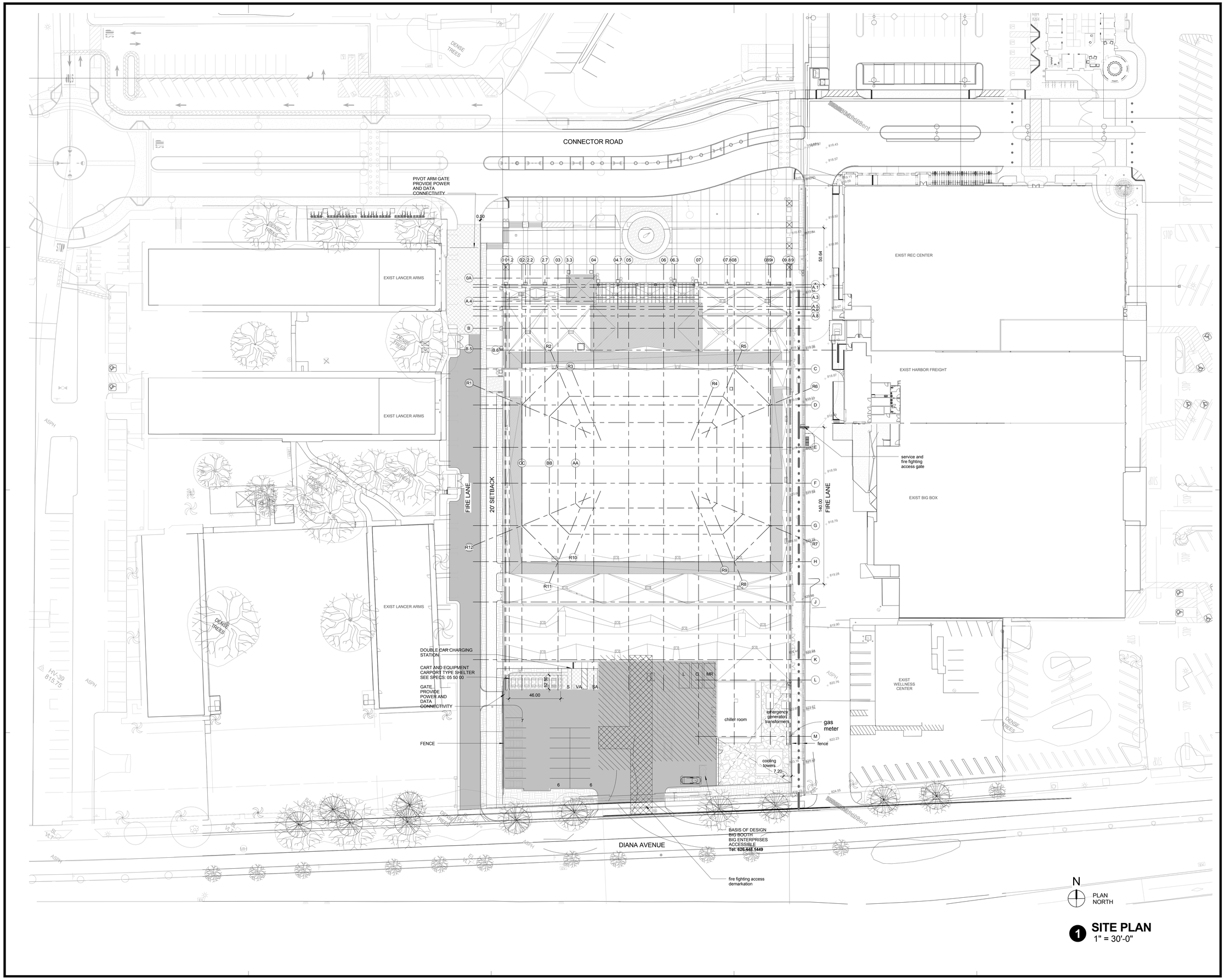

1 SITE PLAN
1" = 30'-0"

CALIFORNIA BAPTIST UNIVERSITY

CBU EVENTS CENTER

8431 DIANA AVENUE, RIVERSIDE, CA

ISSUE FOR CONSTRUCTION
01-22-16

REVISIONS:

	DESCRIPTION	DATE
△		
△		
△		
△		
△		
△		
△		
△		
△		
△		
△		

DATE ISSUED:	01-22-2016
SVA PROJECT NO:	2014-40129
SCALE:	1" = 30'-0"
SHEET NUMBER:	A005
SHEET TITLE:	

ARCHITECTURAL SITE PLAN

3 MACARTHUR PLACE, SUITE 850 SANTA ANA, CA 92707
T 949.809.3380 WWW.SVA-ARCHITECTS.COM

THIS DOCUMENT CONTAINS INFORMATION PROPRIETARY TO SVA ARCHITECTS INC. AND IS FURNISHED IN CONFIDENCE FOR THE LIMITED PURPOSE OF EVALUATION, BIDDING OR REVIEW. THIS DOCUMENT OR ITS CONTENTS MAY NOT BE USED FOR ANY OTHER PURPOSE AND MAY NOT BE REPRODUCED OR DISCLOSED TO OTHERS WITHOUT THE PRIOR WRITTEN CONSENT OF SVA ARCHITECTS INC. ALL RIGHTS RESERVED. © COPYRIGHT 2015.

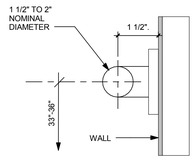

M1 ADA SHWR. HAND RAIL

/ | 3" = 1'-0"

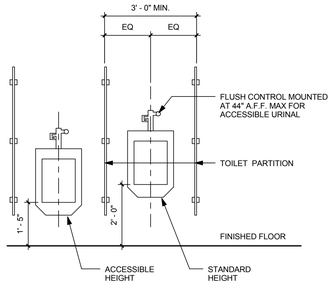

M4 URINAL ELEVATION

3C/A412 | 1/2" = 1'-0"

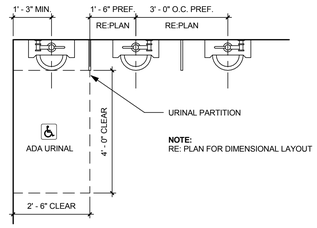

M8 URINAL PLAN

/ | 1/2" = 1'-0"

ACCESSIBILITY - GENERAL NOTES

1. CLEAR WIDTH OF ACCESSIBLE ROUTES TO BE 44-INCHES MINIMUM.
2. COAT HOOKS SHALL BE NO HIGHER THAN 48-INCHES ABOVE FINISHED FLOOR.
3. SHELVES SHALL BE INSTALLED BETWEEN 40-INCHES MINIMUM AND 42-INCHES MAXIMUM ABOVE THE FINISH FLOOR.
4. OPERABLE PARTS ON DRYING EQUIPMENT, TOWEL OR CLEANSING PRODUCT DISPENSERS AND DISPOSALS TO BE NO HIGHER THAN 40-INCHES FOR REACH DEPTHS LESS THAN 6-INCHES.
5. FLUSH VALVES SHALL BE LOCATED ON THE WIDE SIDE OF STALLS. AT AMBULATORY, THEY MAY BE MOUNTED ON EITHER SIDE.
6. FLUSH CONTROLS SHALL BE MOUNTED 44-INCHES MAXIMUM ABOVE THE FINISH FLOOR.
7. INTERNATIONAL SYMBOL OF ACCESSIBILITY: SIGNS DEPICTING THE INTERNATION SYMBOL OF ACCESSIBILITY SHALL BE WHITE ON A BLUE BACKGROUND.
8. CENTER OF CONTROL SWITCHES: SHALL BE PLACED BETWEEN 32-INCHES MINIMUM AND 40-INCHES MAXIMUM ABOVE FINISH FLOOR.
9. CONTRACTOR SHALL NOTIFY ARCHITECT OF ANY DISCREPANCIES WITHIN THE CONTRACT DOCUMENTS.

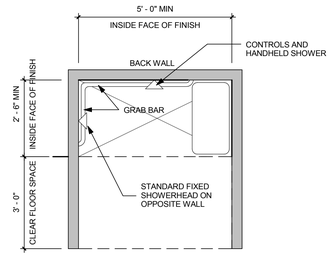

J1 ADA SHWR. PLAN

/ | 1/2" = 1'-0"

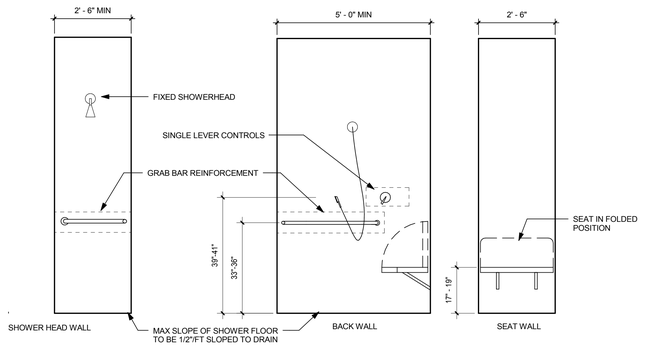

J4 ADA SHOWER ELEVATIONS

/ | 1/2" = 1'-0"

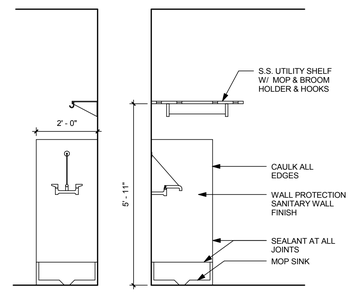

J10 JAN. CLOSET ELEVS.

/ | 1/2" = 1'-0"

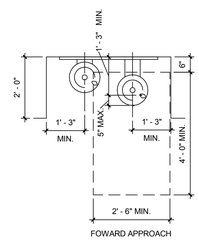

J13 DRNKG. FNTN. PLAN

/ | 1/2" = 1'-0"

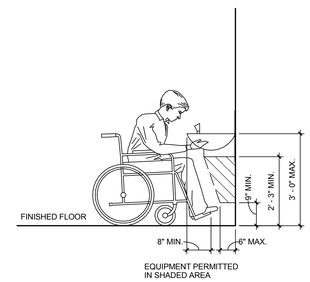

J16 DRNKG. FNTN. SECTION

/ | 1/2" = 1'-0"

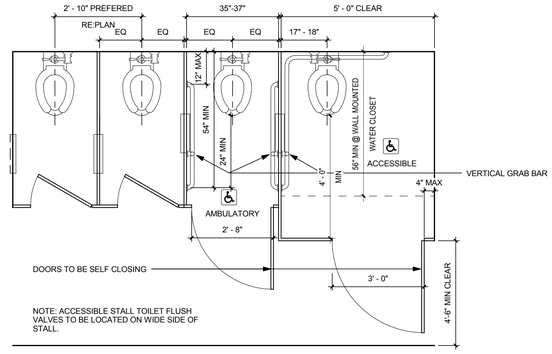

E1 TOILET STALL PLAN.

/ | 1/2" = 1'-0"

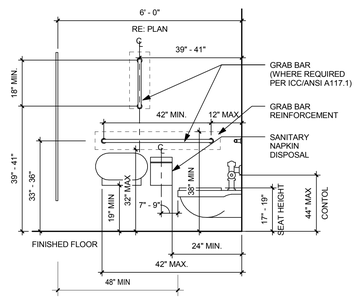

E7 TOILET - SIDE ELEV.

2C/A412 | 1/2" = 1'-0"

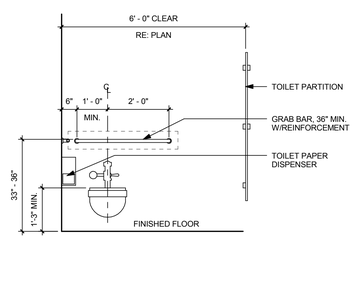

E10 TOILET - REAR ELEV.

2A/A412 | 1/2" = 1'-0"

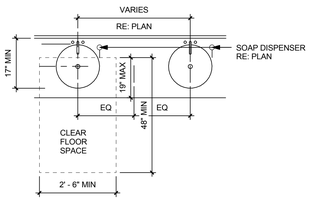

E13 LAV. COUNTER PLAN

/ | 1/2" = 1'-0"

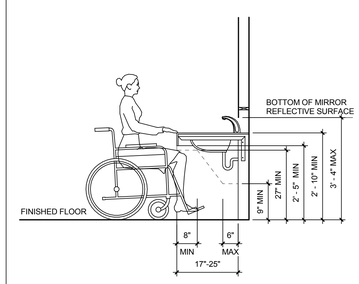

E16 LAV./ MIRROR SECTION

2B/A412 | 1/2" = 1'-0"

A. 48" MAX. FORWARD REACH LIMIT (UNOBSTRUCTED).
B. 48" MAX. FORWARD REACH LIMIT (OBSTRUCTED) WHEN DISTANCE TO WALL <20 ".
C. 44" MAX. FORWARD REACH LIMIT (OBSTRUCTED) WHEN DISTANCE TO WALL IS 20 - 25".
D. 15" MIN. FORWARD REACH LIMIT (UNOBSTRUCTED).
E. 9" MIN. SIDE REACH LIMIT (UNOBSTRUCTED).

REFER TO ADAAG FIGS. 5&6

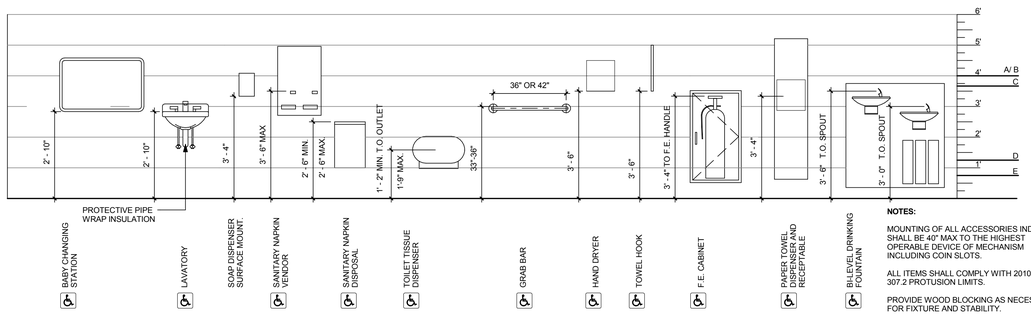

NOTES:

MOUNTING OF ALL ACCESSORIES INDICATED SHALL BE 40" MAX TO THE HIGHEST OPERABLE DEVICE OF MECHANISM INCLUDING COIN SLOTS.

ALL ITEMS SHALL COMPLY WITH 2010 ADA 307.2 PROTUSION LIMITS.

PROVIDE WOOD BLOCKING AS NECESSARY FOR FIXTURE AND STABILITY.

A1 FIXTURE HEIGHTS

3D/A412 | 1/2" = 1'-0"

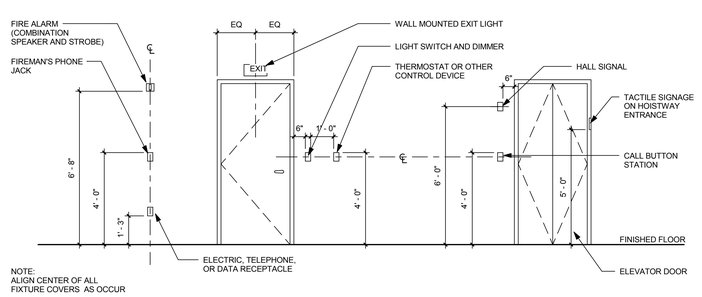

NOTE:
ALIGN CENTER OF ALL FIXTURE COVERS AS OCCUR

5 DEVICE/ CONTROL HEIGHTS

/ | 3/8" = 1'-0"

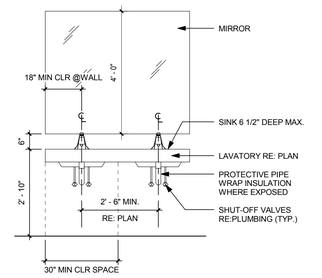

A16 LAV./ MIRROR ELEV.

2A/A412 | 1/2" = 1'-0"

CALIFORNIA BAPTIST UNIVERSITY
EVENTS CENTER

8431 DIANA AVENUE, RIVERSIDE, CA

ISSUE FOR CONSTRUCTION 01-22-2016

REVISIONS:

	DESCRIPTION	DATE

DATE ISSUED: 01/22/2016
SVA PROJECT NO: 2014-40129
SCALE: As indicated

SHEET NUMBER: A006

SHEET TITLE:

TYPICAL PROJECT STANDARDS

ARCHITECTS
3 MACARTHUR PLACE, SUITE 850 SANTA ANA, CA 92707
T 949.809.3380 WWW.SVA-ARCHITECTS.COM

THIS DOCUMENT CONTAINS INFORMATION PROPRIETARY TO SVA ARCHITECTS INC., AND IS FURNISHED IN CONFIDENCE FOR THE LIMITED PURPOSE OF EVALUATION, BIDDING OR REVIEW. THIS DOCUMENT OR ITS CONTENTS MAY NOT BE USED FOR ANY OTHER PURPOSE AND MAY NOT BE REPRODUCED OR DISCLOSED TO OTHERS WITHOUT THE PRIOR WRITTEN CONSENT OF SVA ARCHITECTS INC. ALL RIGHTS RESERVED. © COPYRIGHT 2015.

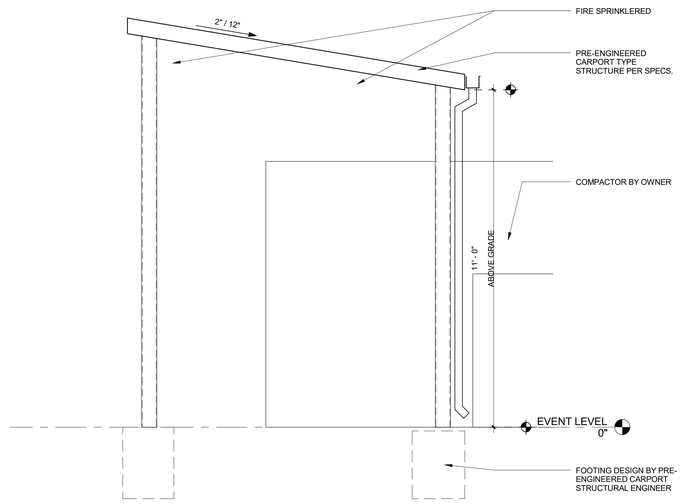

TRASH COMPOUND ROOF STRUCTURE SECTION 1/2" = 1'-0" **1**

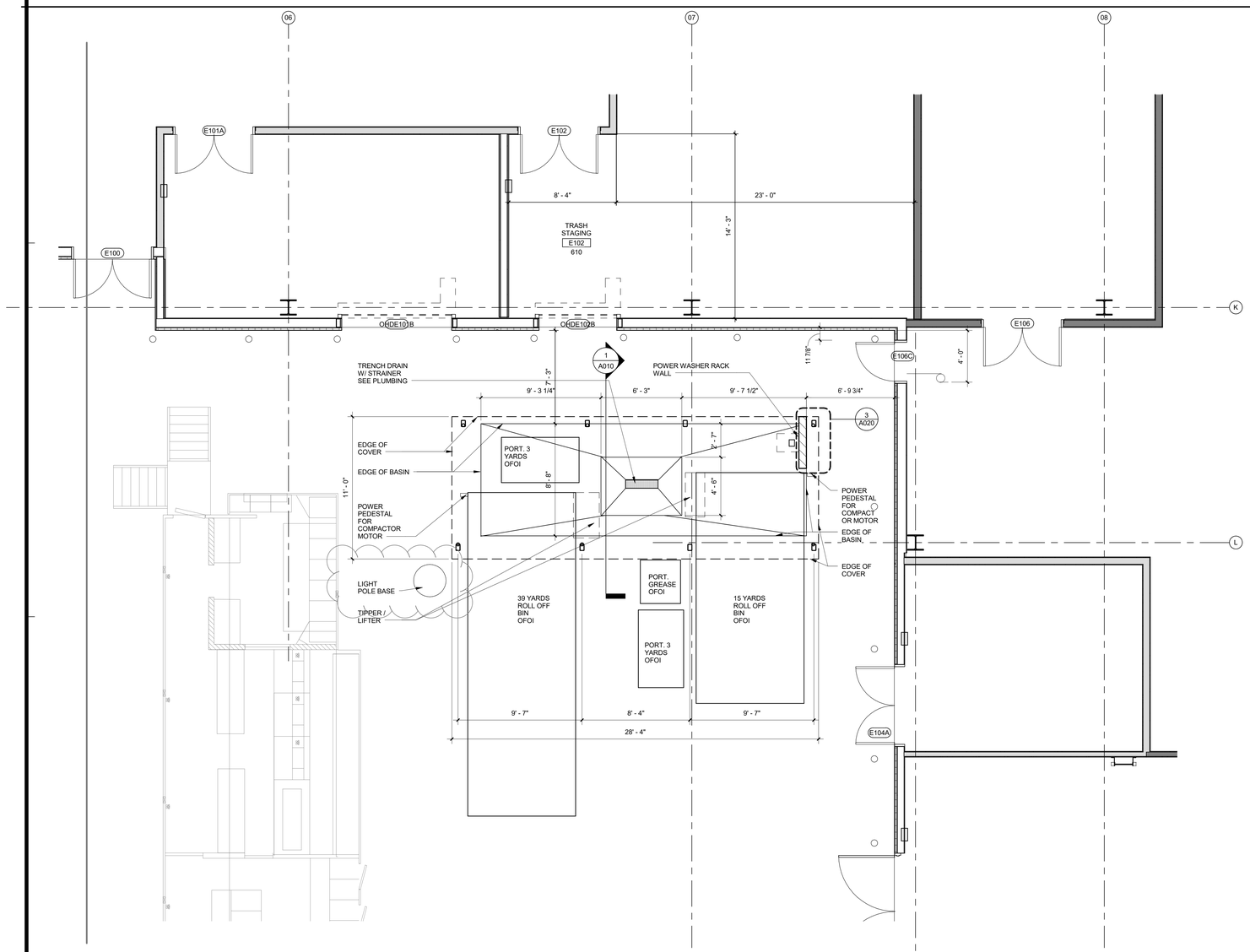

EVENT LEVEL - TRASH COMPOUND 1/4" = 1'-0" **2**

CALIFORNIA BAPTIST UNIVERSITY

EVENTS CENTER

8431 DIANA AVENUE, RIVERSIDE, CA

CCD 12.1
12/21/16

LICENSED ARCHITECT
ROBERT M. SIMONDS
No. C-18301
Jan. 31, 2017
STATE OF CALIFORNIA

REVISIONS:

	DESCRIPTION	DATE

DATE ISSUED: 01/22/2016

SVA PROJECT NO: 2014-40129

SCALE: As indicated

SHEET NUMBER: **A010**

SHEET TITLE:

SITE ENLARGED PLAN

3 MACARTHUR PLACE, SUITE 850 SANTA ANA, CA 92707
T 949.809.3380 WWW.SVA-ARCHITECTS.COM

THIS DOCUMENT CONTAINS INFORMATION PROPRIETARY TO SVA ARCHITECTS INC. AND IS FURNISHED IN CONFIDENCE FOR THE LIMITED PURPOSE OF EVALUATION, BIDDING OR REVIEW. THIS DOCUMENT OR ITS CONTENTS MAY NOT BE USED FOR ANY OTHER PURPOSE AND MAY NOT BE COPIED, REPRODUCED OR DISCLOSED TO OTHERS WITHOUT THE PRIOR WRITTEN CONSENT OF SVA ARCHITECTS INC. ALL RIGHTS RESERVED, © COPYRIGHT 2015.

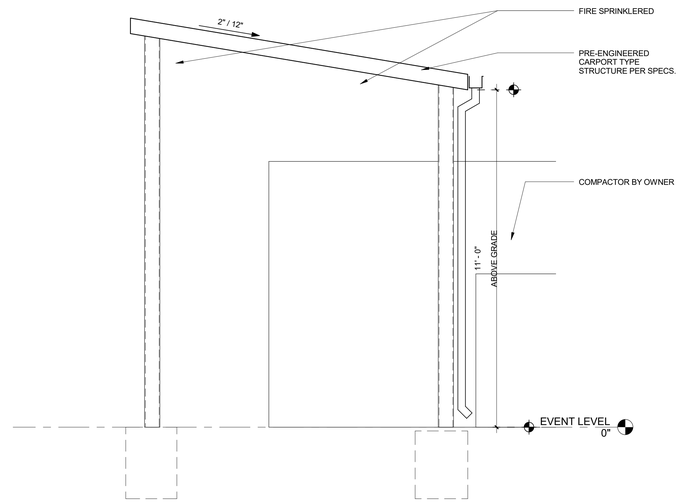

TRASH COMPOUND ROOF STRUCTURE SECTION 1/2" = 1'-0" 1

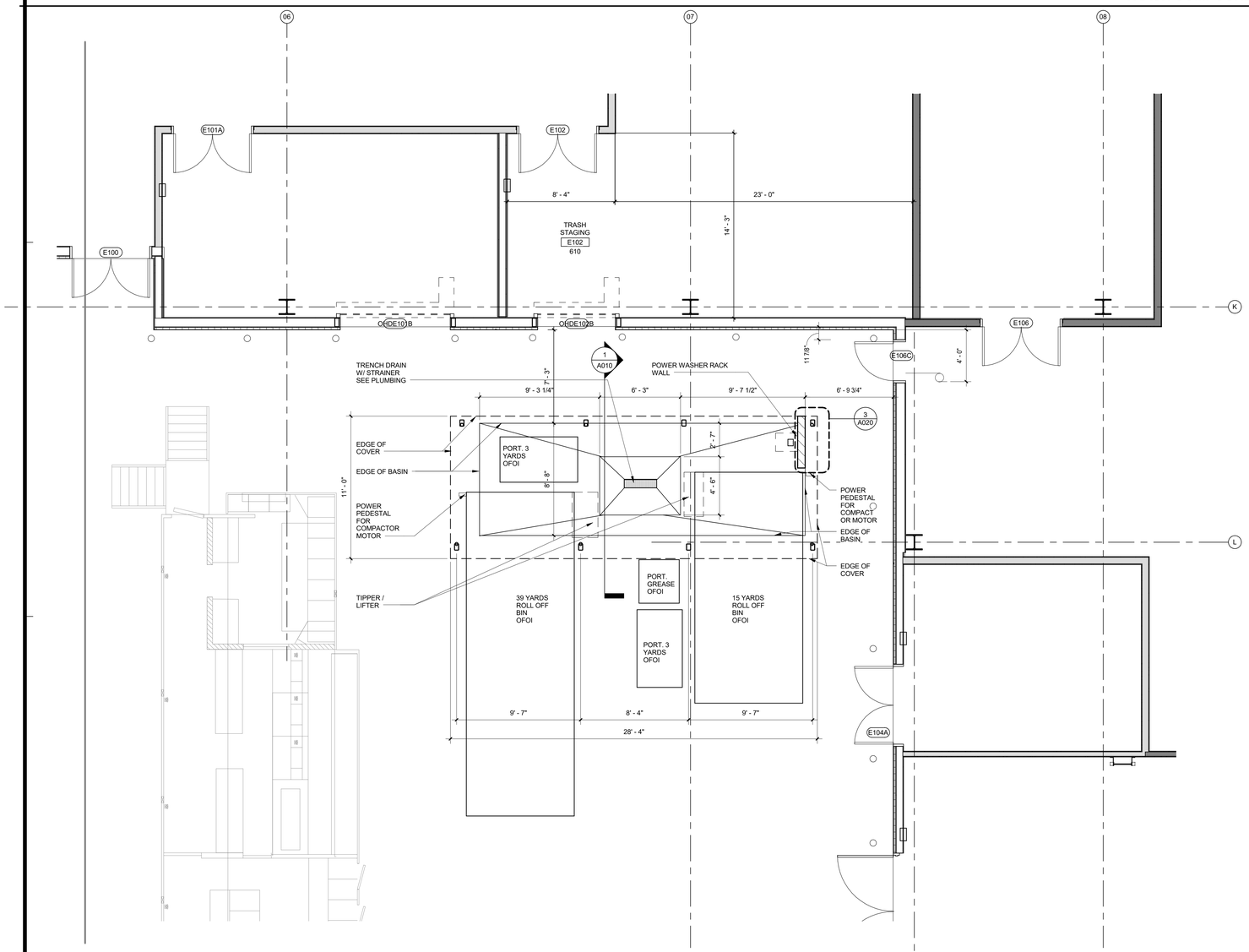

EVENT LEVEL - TRASH COMPOUND 1/4" = 1'-0" 2

CALIFORNIA BAPTIST UNIVERSITY

EVENTS CENTER

8431 DIANA AVENUE, RIVERSIDE, CA

CCD 012
9-27-12

LICENSED ARCHITECT
ROBERT M. SIMONS
No. C-18301
Jan. 31, 2017
STATE OF CALIFORNIA

REVISIONS:

	DESCRIPTION	DATE
△		
△		
△		
△		
△		
△		
△		
△		
△		
△		
△		

DATE ISSUED: 09/27/2016

SVA PROJECT NO: 2014-40129

SCALE: As indicated

SHEET NUMBER: A010

SHEET TITLE:

SITE ENLARGED PLAN

3 MACARTHUR PLACE, SUITE 850 SANTA ANA, CA 92707
T 949.809.3380 WWW.SVA-ARCHITECTS.COM

THIS DOCUMENT CONTAINS INFORMATION PROPRIETARY TO SVA ARCHITECTS INC. AND IS FURNISHED IN CONFIDENCE FOR THE LIMITED PURPOSE OF EVALUATION, BIDDING OR REVIEW. THIS DOCUMENT OR ITS CONTENTS MAY NOT BE USED FOR ANY OTHER PURPOSE AND MAY NOT BE REPRODUCED OR DISCLOSED TO OTHERS WITHOUT THE PRIOR WRITTEN CONSENT OF SVA ARCHITECTS INC. ALL RIGHTS RESERVED. © COPYRIGHT 2015.

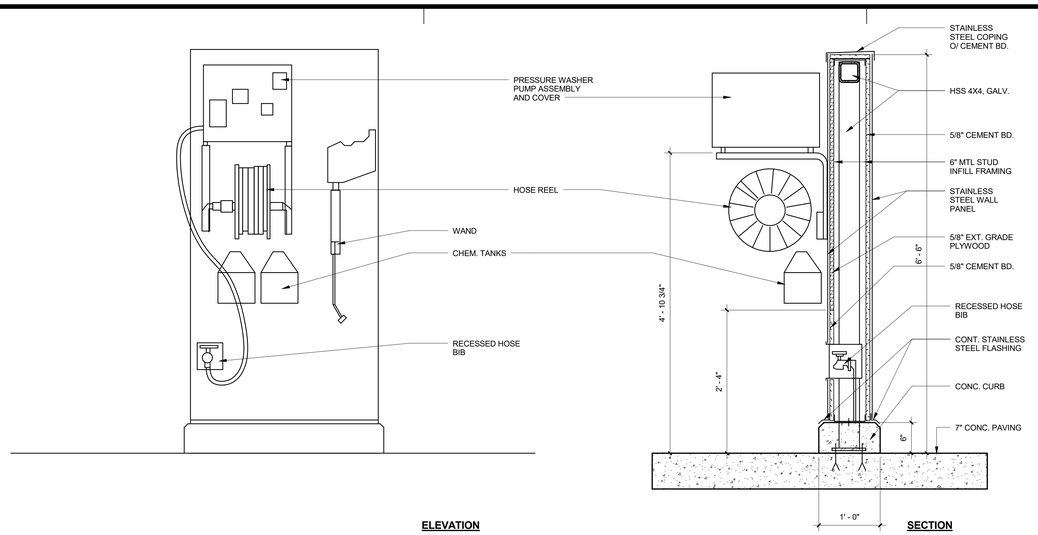

ELEVATION

SECTION

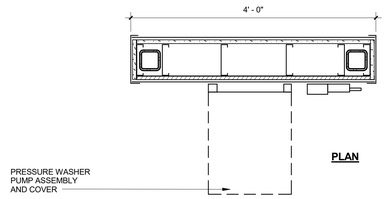

PLAN

POWER WASH RACK wall | 1" = 1'-0" | 3

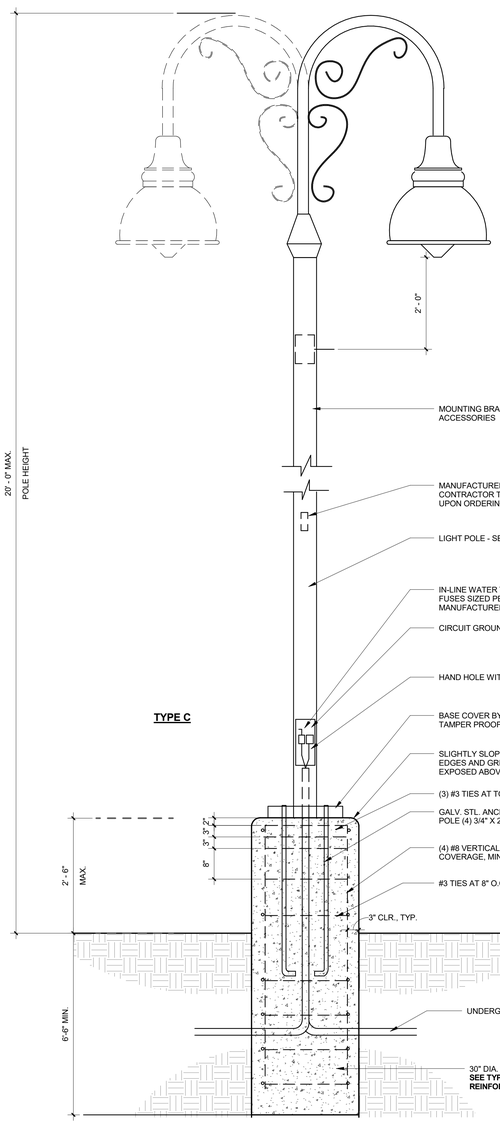

TYPE C

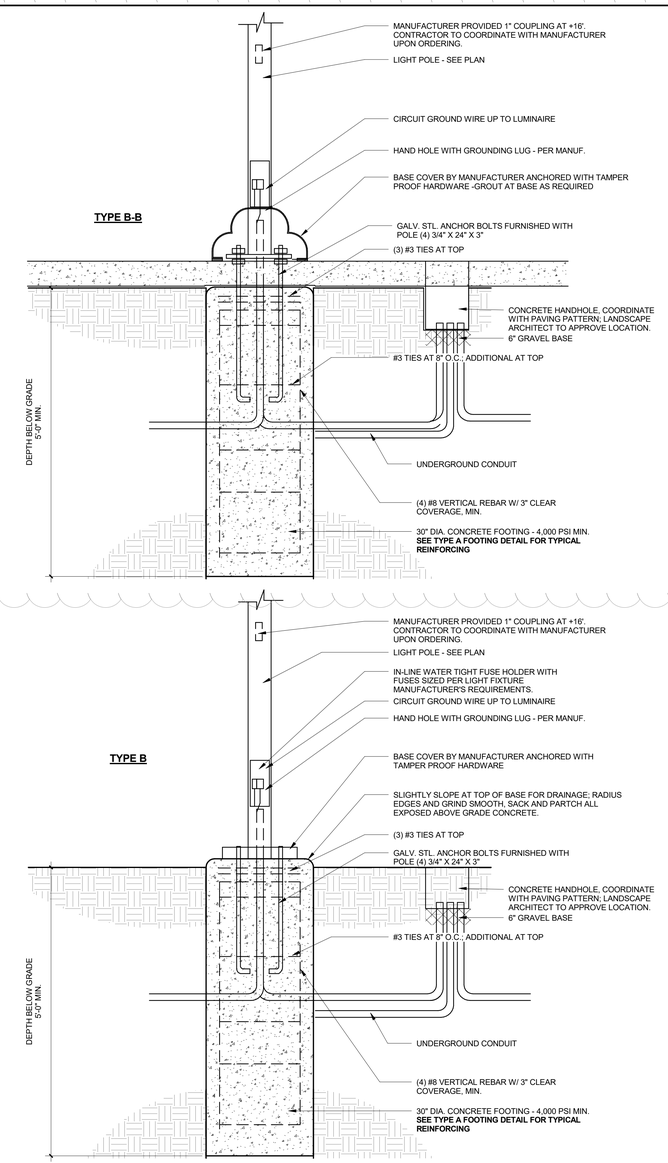

TYPE B

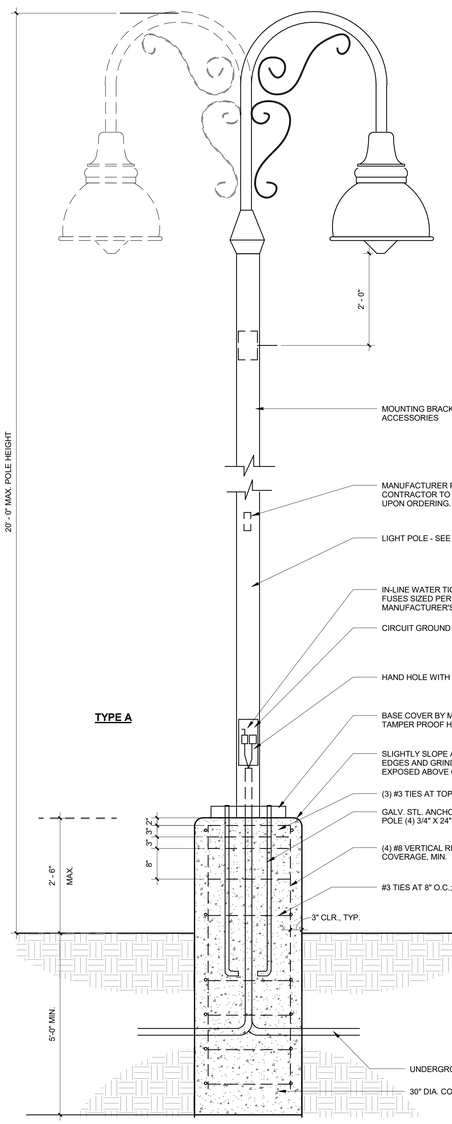

TYPE A

SITE LIGHTING FOOTINGS | 3/4" = 1'-0" | 1

CALIFORNIA BAPTIST UNIVERSITY

EVENTS CENTER

8431 DIANA AVENUE, RIVERSIDE, CA

cbu

-

LICENSED ARCHITECT ROBERT M. SIMONDS No. C-18301 Jan. 31, 2019 STATE OF CALIFORNIA

REVISIONS:

	DESCRIPTION	DATE

DATE ISSUED: 01/22/2016

SVA PROJECT NO: 2014-40129

SCALE: As indicated

SHEET NUMBER: A020

SHEET TITLE:

SITE DETAILS

CCD 57
2-24-17

ARCHITECTS

3 MACARTHUR PLACE, SUITE 850 SANTA ANA, CA 92707
T 949.809.3380 WWW.SVA-ARCHITECTS.COM

THIS DOCUMENT CONTAINS INFORMATION PROPRIETARY TO SVA ARCHITECTS INC. AND IS FURNISHED IN CONFIDENCE FOR THE LIMITED PURPOSE OF EVALUATION, BIDDING OR REVIEW. THIS DOCUMENT OR ITS CONTENTS MAY NOT BE USED FOR ANY OTHER PURPOSE AND MAY NOT BE REPRODUCED OR DISCLOSED TO OTHERS WITHOUT THE PRIOR WRITTEN CONSENT OF SVA ARCHITECTS INC. ALL RIGHTS RESERVED. © COPYRIGHT 2015.

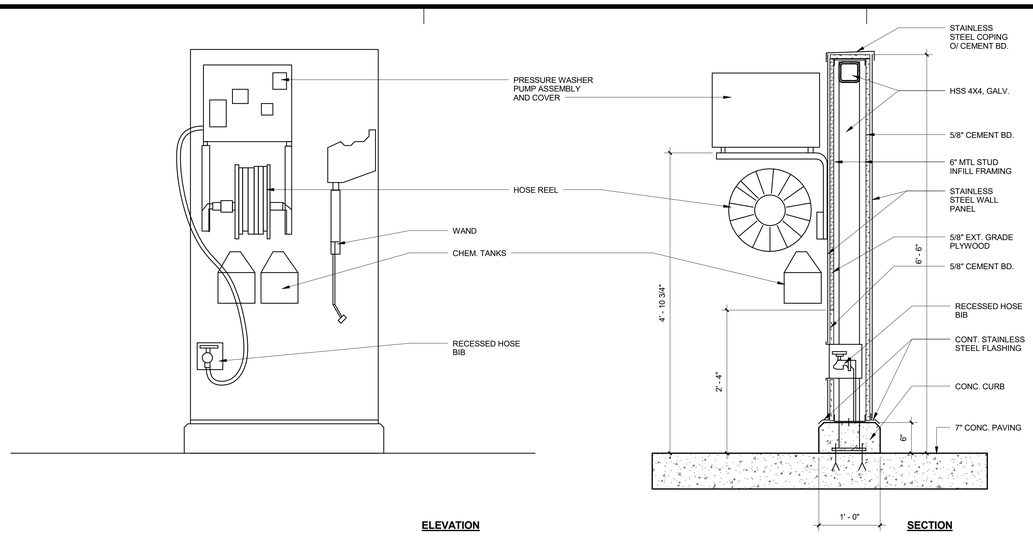

ELEVATION **SECTION**

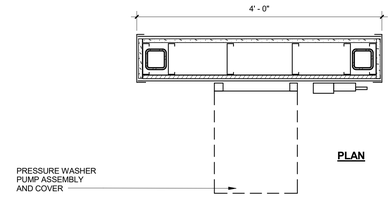

PLAN

POWER WASH RACK wall | 1" = 1'-0" | 3

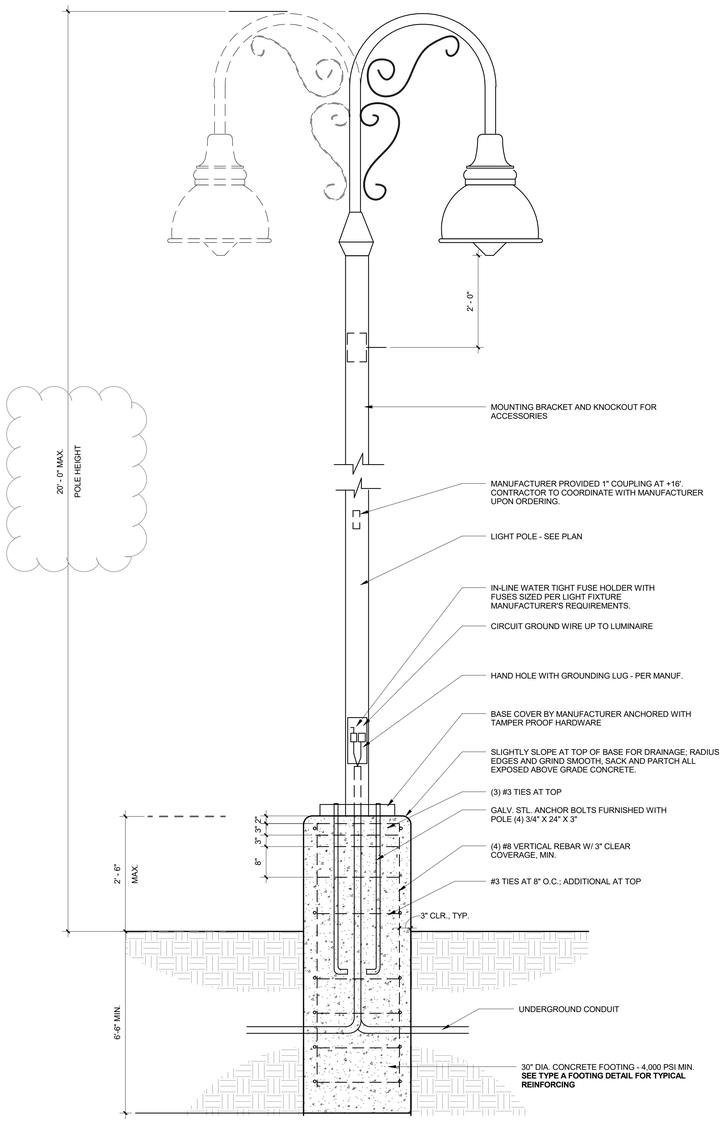

TYPE C

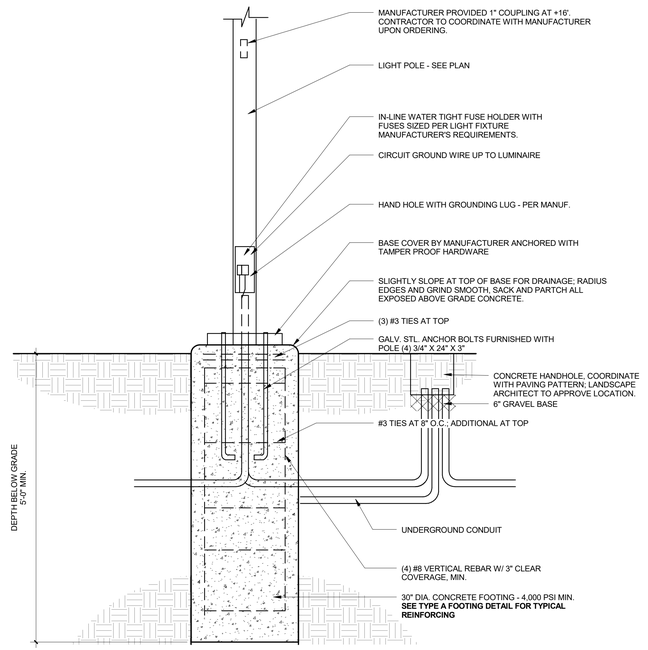

TYPE B

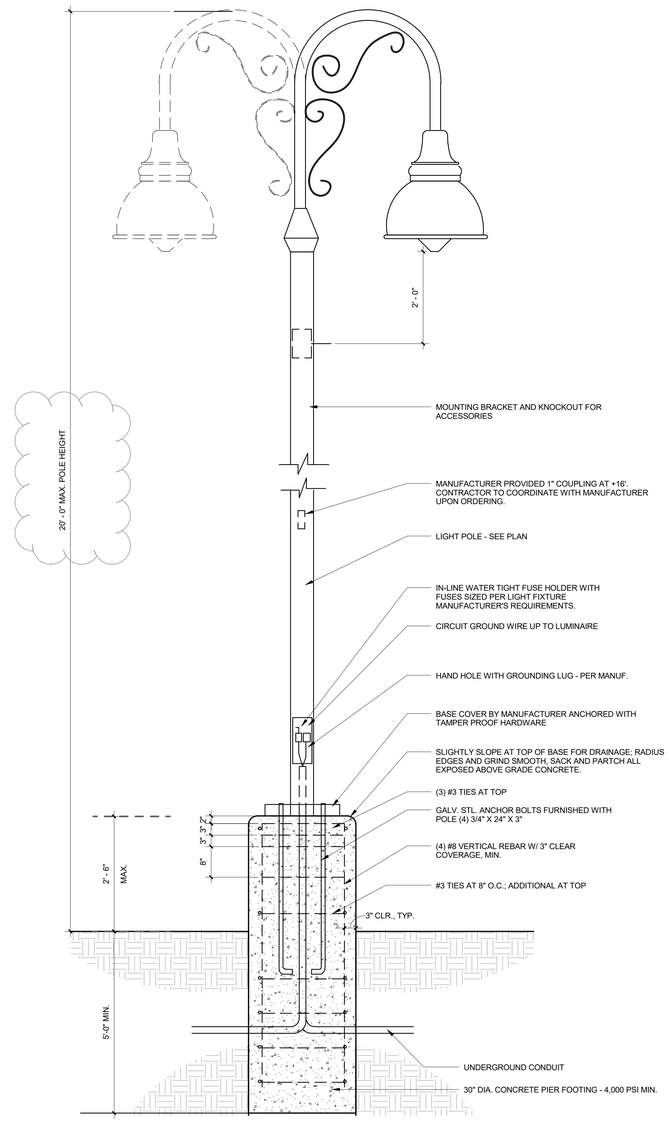

TYPE A

SITE LIGHTING FOOTINGS | 3/4" = 1'-0" | 1

CALIFORNIA BAPTIST UNIVERSITY
EVENTS CENTER
8431 DIANA AVENUE, RIVERSIDE, CA

CCD 12.1
12/21/16

LICENSED ARCHITECT ROBERT M. SIMONS No. C-18301 Jan. 31, 2017 STATE OF CALIFORNIA

REVISIONS:

	DESCRIPTION	DATE

DATE ISSUED: 01/22/2016
SVA PROJECT NO: 2014-40129
SCALE: As indicated

SHEET NUMBER: A020
SHEET TITLE:

SITE DETAILS

ARCHITECTS
3 MACARTHUR PLACE, SUITE 850 SANTA ANA, CA 92707
T 949.809.3380 WWW.SVA-ARCHITECTS.COM

THIS DOCUMENT CONTAINS INFORMATION PROPRIETARY TO SVA ARCHITECTS INC. AND IS FURNISHED IN CONFIDENCE FOR THE LIMITED PURPOSE OF EVALUATION, BIDDING OR REVIEW. THIS DOCUMENT OR ITS CONTENTS MAY NOT BE USED FOR ANY OTHER PURPOSE AND MAY NOT BE REPRODUCED OR DISCLOSED TO OTHERS WITHOUT THE PRIOR WRITTEN CONSENT OF SVA ARCHITECTS INC. ALL RIGHTS RESERVED, © COPYRIGHT 2015.

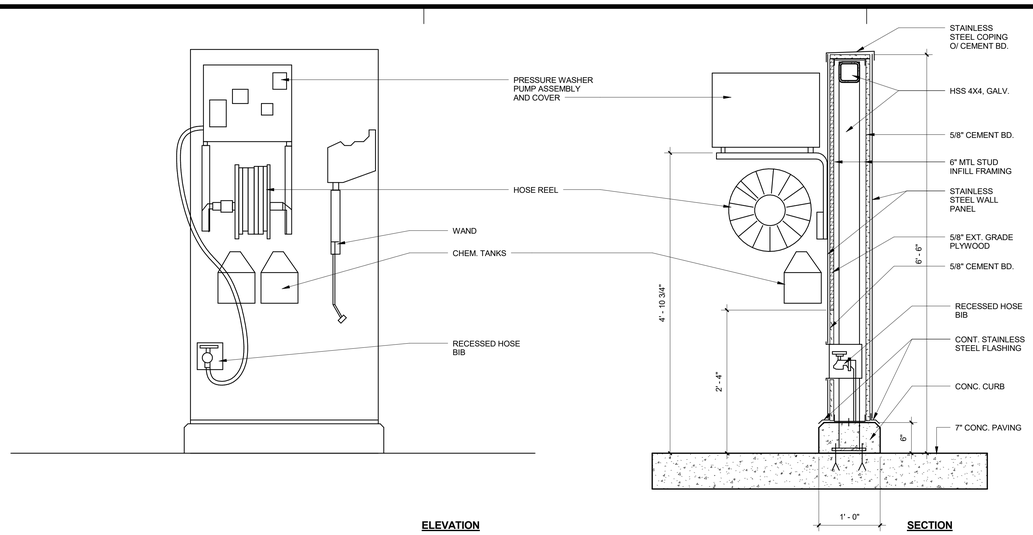

ELEVATION **SECTION**

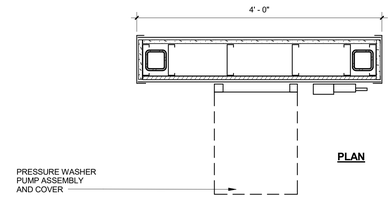

PLAN

POWER WASH RACK wall | 1" = 1'-0" | 3

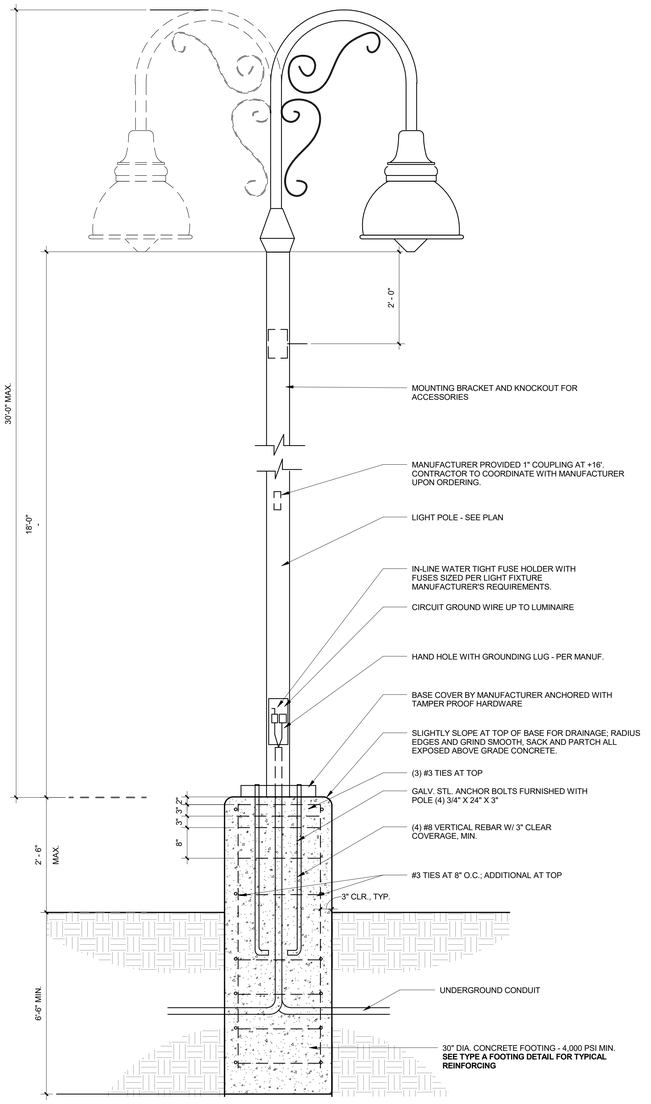

TYPE C

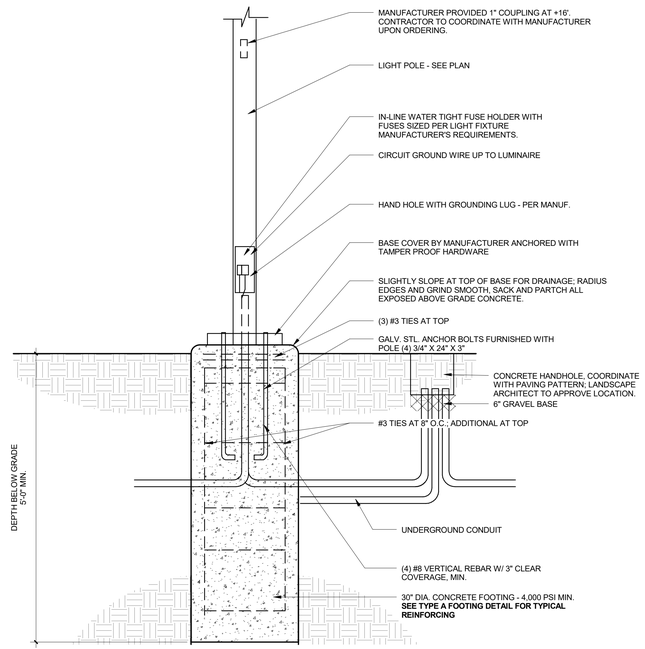

TYPE B

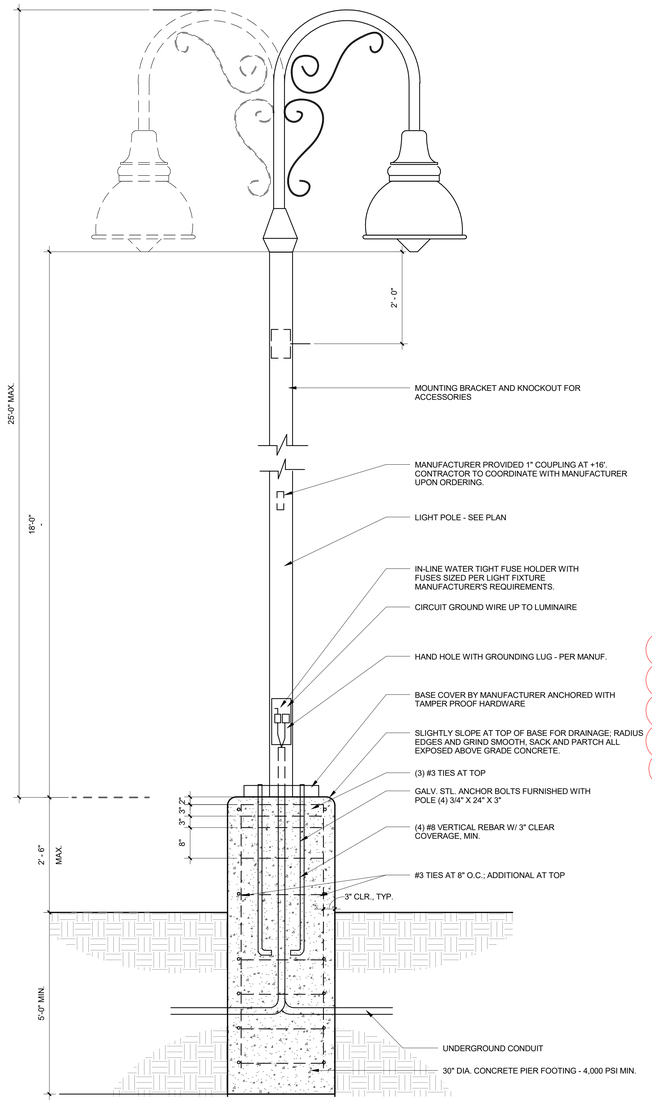

TYPE A

SITE LIGHTING FOOTINGS | 3/4" = 1'-0" | 1

CALIFORNIA BAPTIST UNIVERSITY

EVENTS CENTER

8431 DIANA AVENUE, RIVERSIDE, CA

CCD 012
9-27-12

LICENSED ARCHITECT
ROBERT M. SIMCOX
No. C-18301
Jan. 31, 2017
STATE OF CALIFORNIA

REVISIONS:

	DESCRIPTION	DATE

DATE ISSUED: 09/27/2016

SVA PROJECT NO: 2014-40129

SCALE: As indicated

SHEET NUMBER: A020

SHEET TITLE:

SITE DETAILS

3 MACARTHUR PLACE, SUITE 850 SANTA ANA, CA 92707
T 949.809.3380 WWW.SVA-ARCHITECTS.COM

THIS DOCUMENT CONTAINS INFORMATION PROPRIETARY TO SVA ARCHITECTS INC. AND IS FURNISHED IN CONFIDENCE FOR THE LIMITED PURPOSE OF EVALUATION, BIDDING OR REVIEW. THIS DOCUMENT OR ITS CONTENTS MAY NOT BE USED FOR ANY OTHER PURPOSE AND MAY NOT BE REPRODUCED OR DISCLOSED TO OTHERS WITHOUT THE PRIOR WRITTEN CONSENT OF SVA ARCHITECTS INC. ALL RIGHTS RESERVED, © COPYRIGHT 2015.

FIRE RISER ROOM SIGN SEE DETAIL 15 CCD 40 SKETCH

FIRE ALARM AND SMOKE CONTROL PANEL ROOM SIGN SEE DETAIL 11 AND 11 ALT CCD 40 SKETCH

ELECTRICAL ROOM SIGN SEE DETAIL 19 ALT CCD 40 SKETCH

FIRE PUMP ROOM SIGN SEE DETAIL 15 ALT CCD 40 SKETCH

101 - EVENT LEVEL - NO MEZZANINE 1/16" = 1'-0" A1

CALIFORNIA BAPTIST UNIVERSITY

EVENTS CENTER

8431 DIANA AVENUE, RIVERSIDE, CA

-

REVISIONS:

	DESCRIPTION	DATE

DATE ISSUED: 01/22/2016

SVA PROJECT NO: 2014-40129

SCALE: 1/16" = 1'-0"

SHEET NUMBER: A101

SHEET TITLE:

EVENT LEVEL

ARCHITECTS

3 MACARTHUR PLACE, SUITE 850 SANTA ANA, CA 92707

T 949.809.3380 WWW.SVA-ARCHITECTS.COM

THIS DOCUMENT CONTAINS INFORMATION PROPRIETARY TO SVA ARCHITECTS INC. AND IS FURNISHED IN CONFIDENCE FOR THE LIMITED PURPOSE OF EVALUATION, BIDDING OR REVIEW. THIS DOCUMENT OR ITS CONTENTS MAY NOT BE USED FOR ANY OTHER PURPOSE AND MAY NOT BE REPRODUCED OR DISCLOSED TO OTHERS WITHOUT THE PRIOR WRITTEN CONSENT OF SVA ARCHITECTS INC. ALL RIGHTS RESERVED. © COPYRIGHT 2015.

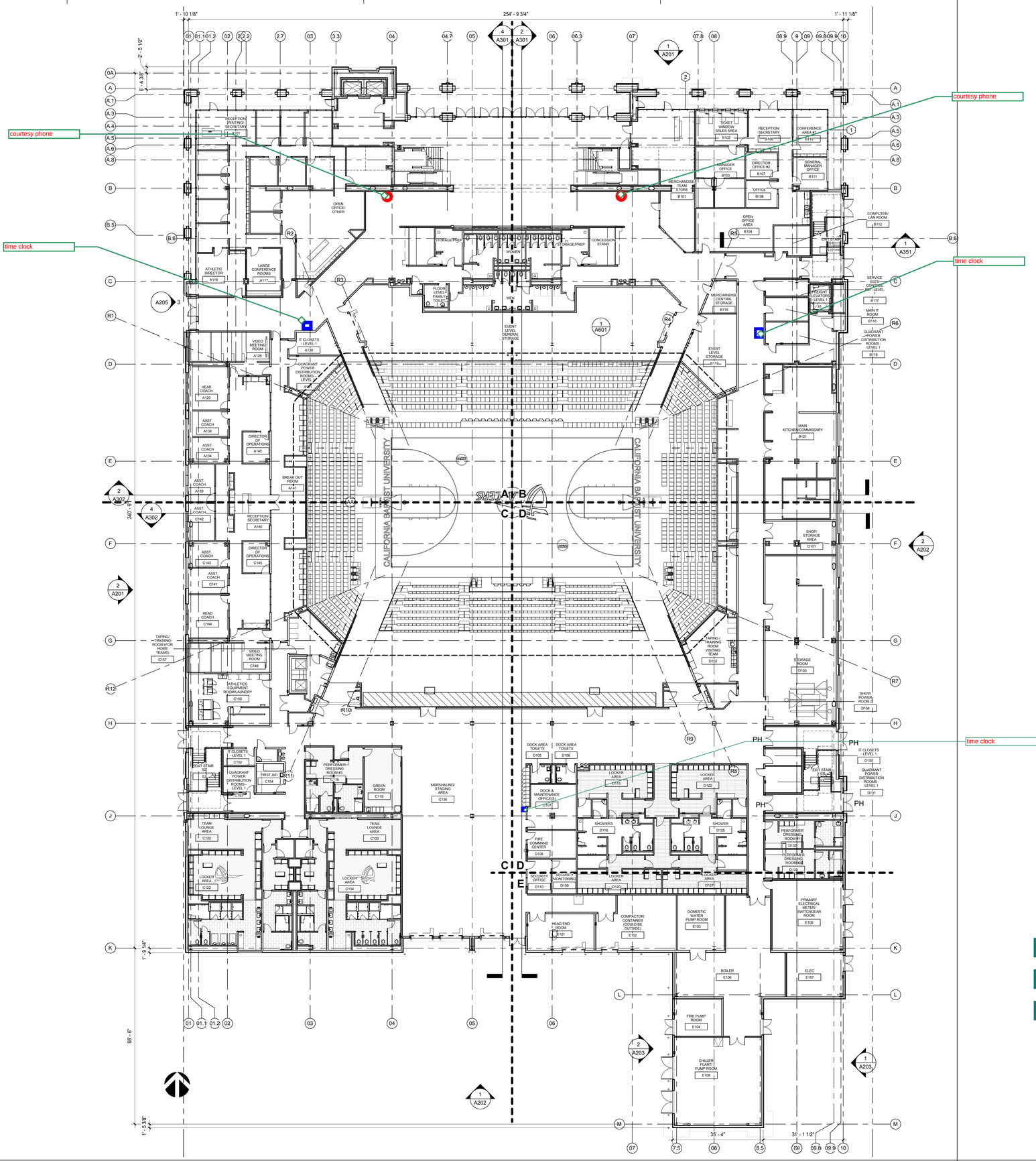

RFCP 007
EXHIBIT
FOR PRICING

101 - EVENT LEVEL - NO MEZZANINE 1/16" = 1'-0" **A1**

CALIFORNIA BAPTIST UNIVERSITY
EVENTS CENTER

8431 DIANA AVENUE, RIVERSIDE, CA

ISSUE FOR CONSTRUCTION
01-22-2016

LICENSED ARCHITECT
ROBERT M. SIMMONS
No. C-18301
Jan. 31, 2017
STATE OF CALIFORNIA

REVISIONS:

	DESCRIPTION	DATE

DATE ISSUED: 01/22/2016
SVA PROJECT NO: 2014-40129
SCALE: 1/16" = 1'-0"
SHEET NUMBER: A101
SHEET TITLE:

EVENT LEVEL

3 MACARTHUR PLACE, SUITE 850 SANTA ANA, CA 92707
T 949.809.3380 WWW.SVA-ARCHITECTS.COM

THIS DOCUMENT CONTAINS INFORMATION PROPRIETARY TO SVA ARCHITECTS INC. AND IS FURNISHED IN CONFIDENCE FOR THE LIMITED PURPOSE OF EVALUATION, BIDDING OR REVIEW. THIS DOCUMENT OR ITS CONTENTS MAY NOT BE USED FOR ANY OTHER PURPOSE AND MAY NOT BE REPRODUCED OR DISCLOSED TO OTHERS WITHOUT THE PRIOR WRITTEN CONSENT OF SVA ARCHITECTS INC. ALL RIGHTS RESERVED. © COPYRIGHT 2015.

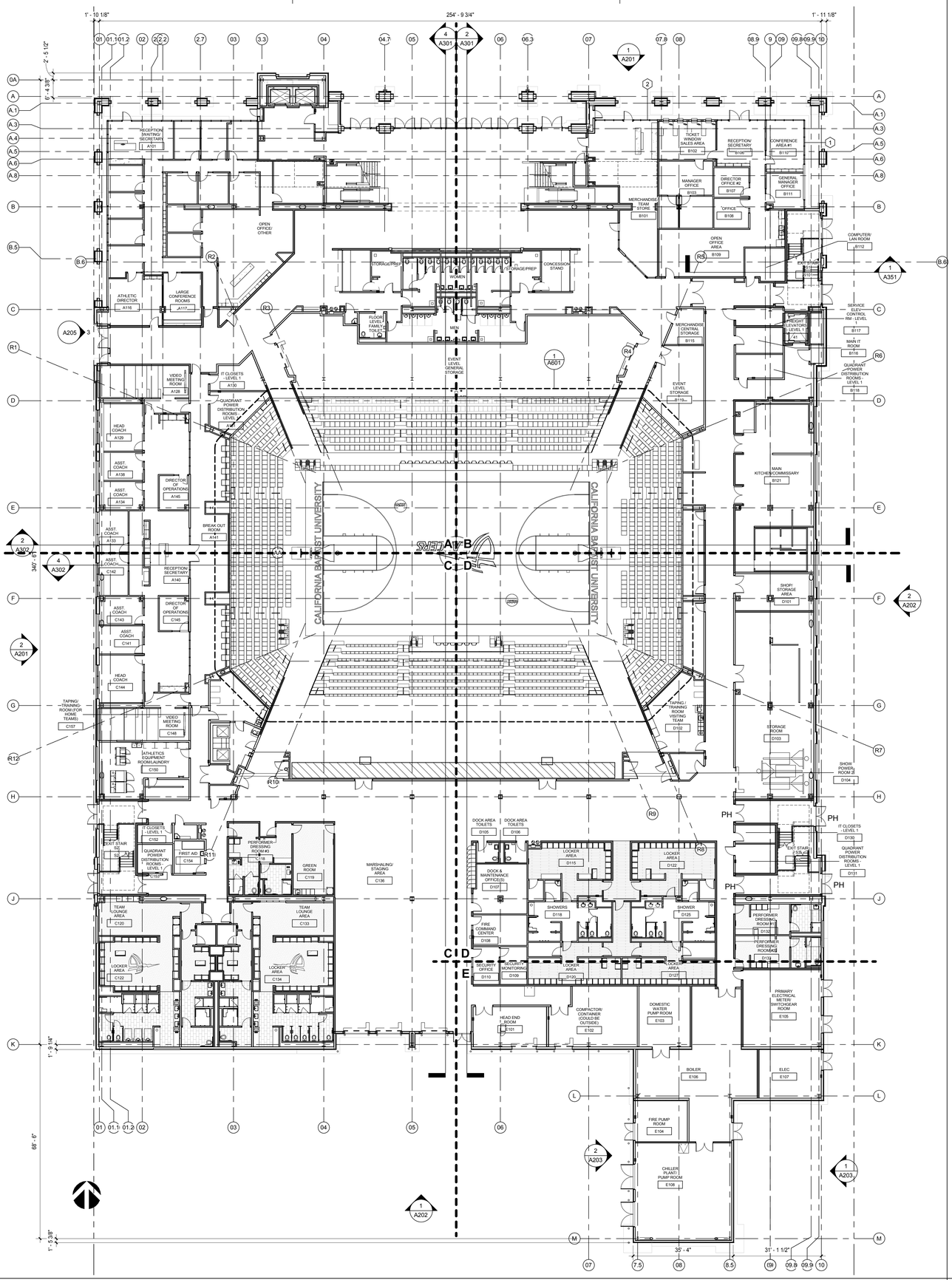

101 - EVENT LEVEL - NO MEZZANINE 1/16" = 1'-0" A1

CALIFORNIA BAPTIST UNIVERSITY

EVENTS CENTER

8431 DIANA AVENUE, RIVERSIDE, CA

ISSUE FOR CONSTRUCTION 01-22-2016

REVISIONS:

	DESCRIPTION	DATE
△		
△		
△		
△		
△		
△		
△		
△		
△		
△		
△		

DATE ISSUED: 01/22/2016

SVA PROJECT NO: 2014-40129

SCALE: 1/16" = 1'-0"

SHEET NUMBER: A101

SHEET TITLE:

EVENT LEVEL

3 MACARTHUR PLACE, SUITE 850 SANTA ANA, CA 92707
T 949.809.3380 WWW.SVA-ARCHITECTS.COM

THIS DOCUMENT CONTAINS INFORMATION PROPRIETARY TO SVA ARCHITECTS INC. AND IS FURNISHED IN CONFIDENCE FOR THE LIMITED PURPOSE OF EVALUATION, BIDDING OR REVIEW. THIS DOCUMENT OR ITS CONTENTS MAY NOT BE USED FOR ANY OTHER PURPOSE AND MAY NOT BE REPRODUCED OR DISCLOSED TO OTHERS WITHOUT THE PRIOR WRITTEN CONSENT OF SVA ARCHITECTS INC. ALL RIGHTS RESERVED. © COPYRIGHT 2015.

courtesy phone

courtesy phone

courtesy phone

courtesy phone

PROPERTY LINE

PROPERTY LINE

MAIN FOLLOW

END LINE

PLAYER BENCH

BROADCAST/CORER RADIO

PLAYER BENCH

CALIFORNIA BAPTIST UNIVERSITY

CALIFORNIA BAPTIST UNIVERSITY

END LINE

BACKUP

CONCESSION STAND

PREP

WOMEN

MEN

WOMEN

CONCESSION STAND

PREP

STAIR

ELEC

IT CLOSETS LEVEL 2

MECHANICAL SHAFTS - LEVEL 2

SERV. ELEVATOR S - LEVEL 2

MECHANICAL SHAFTS - LEVEL 2

CONCOURSE

WOMEN

LEVEL 2 FAMILY TOILET

JANITORS CLOSETS LEVEL 2

CONCESSION STAND

STORAGE/PREP

WOMEN

MECHANICAL SHAFTS - LEVEL 2

PLUMBING CHASE

IT CLOSETS - LEVEL 2

ELEC

STAIR

EXIT STAIR S3

ROOF ACCESS HATCH

RFCP 007
EXHIBIT
FOR PRICING

102 - CONCOURSE LEVEL - NO MEZZANINE | 1/16" = 1'-0" | A1

CALIFORNIA BAPTIST UNIVERSITY
EVENTS CENTER

8431 DIANA AVENUE, RIVERSIDE, CA

ISSUE FOR CONSTRUCTION
01-22-2016

LICENSED ARCHITECT
ROBERT M. SIMONS
No. C-18301
Jan. 31, 2017
STATE OF CALIFORNIA

REVISIONS:

	DESCRIPTION	DATE

DATE ISSUED: 01/22/2016
SVA PROJECT NO: 2014-40129
SCALE: 1/16" = 1'-0"

SHEET NUMBER: A102
SHEET TITLE:

CONCOURSE LEVEL

3 MACARTHUR PLACE, SUITE 850 SANTA ANA, CA 92707
T 949.809.3380 WWW.SVA-ARCHITECTS.COM

THIS DOCUMENT CONTAINS INFORMATION PROPRIETARY TO SVA ARCHITECTS INC. AND IS FURNISHED IN CONFIDENCE FOR THE LIMITED PURPOSE OF EVALUATION, BIDDING OR REVIEW. THIS DOCUMENT OR ITS CONTENTS MAY NOT BE USED FOR ANY OTHER PURPOSE AND MAY NOT BE REPRODUCED OR DISCLOSED TO OTHERS WITHOUT THE PRIOR WRITTEN CONSENT OF SVA ARCHITECTS INC. ALL RIGHTS RESERVED, © COPYRIGHT 2015.

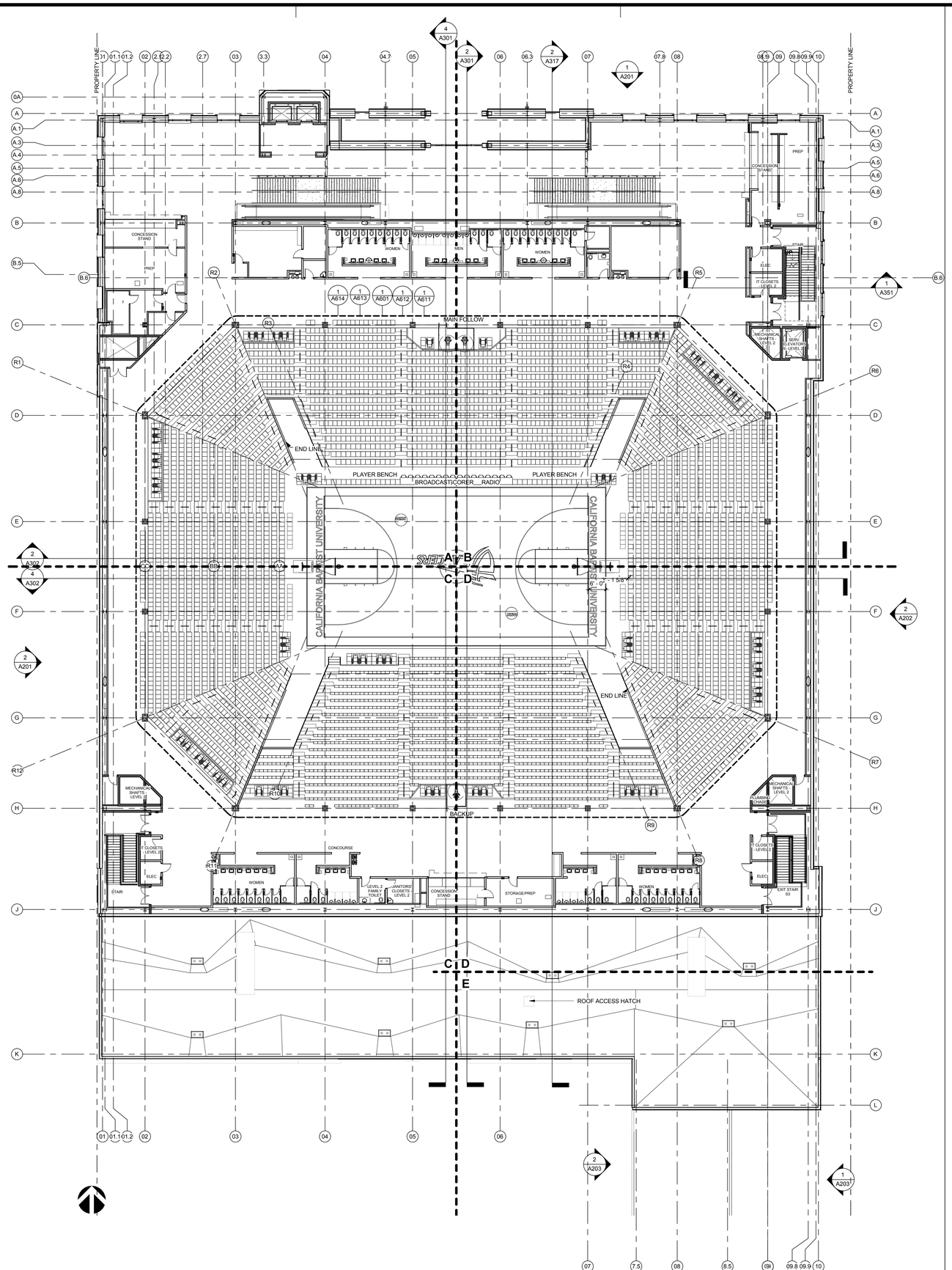

102 - CONCOURSE LEVEL - NO MEZZANINE | 1/16" = 1'-0" | A1

CALIFORNIA BAPTIST UNIVERSITY

EVENTS CENTER

8431 DIANA AVENUE, RIVERSIDE, CA

ISSUE FOR CONSTRUCTION
01-22-2016

REVISIONS:

	DESCRIPTION	DATE
1		
2		
3		
4		
5		
6		
7		
8		
9		
10		

DATE ISSUED: 01/22/2016
SVA PROJECT NO: 2014-40129
SCALE: 1/16" = 1'-0"

SHEET NUMBER: A102

SHEET TITLE:

CONCOURSE LEVEL

3 MACARTHUR PLACE, SUITE 850 SANTA ANA, CA 92707
T 949.809.3380 WWW.SVA-ARCHITECTS.COM

THIS DOCUMENT CONTAINS INFORMATION PROPRIETARY TO SVA ARCHITECTS INC. AND IS FURNISHED IN CONFIDENCE FOR THE LIMITED PURPOSE OF EVALUATION, BIDDING OR REVIEW. THIS DOCUMENT OR ITS CONTENTS MAY NOT BE USED FOR ANY OTHER PURPOSE AND MAY NOT BE REPRODUCED OR DISCLOSED TO OTHERS WITHOUT THE PRIOR WRITTEN CONSENT OF SVA ARCHITECTS INC. ALL RIGHTS RESERVED, © COPYRIGHT 2015.

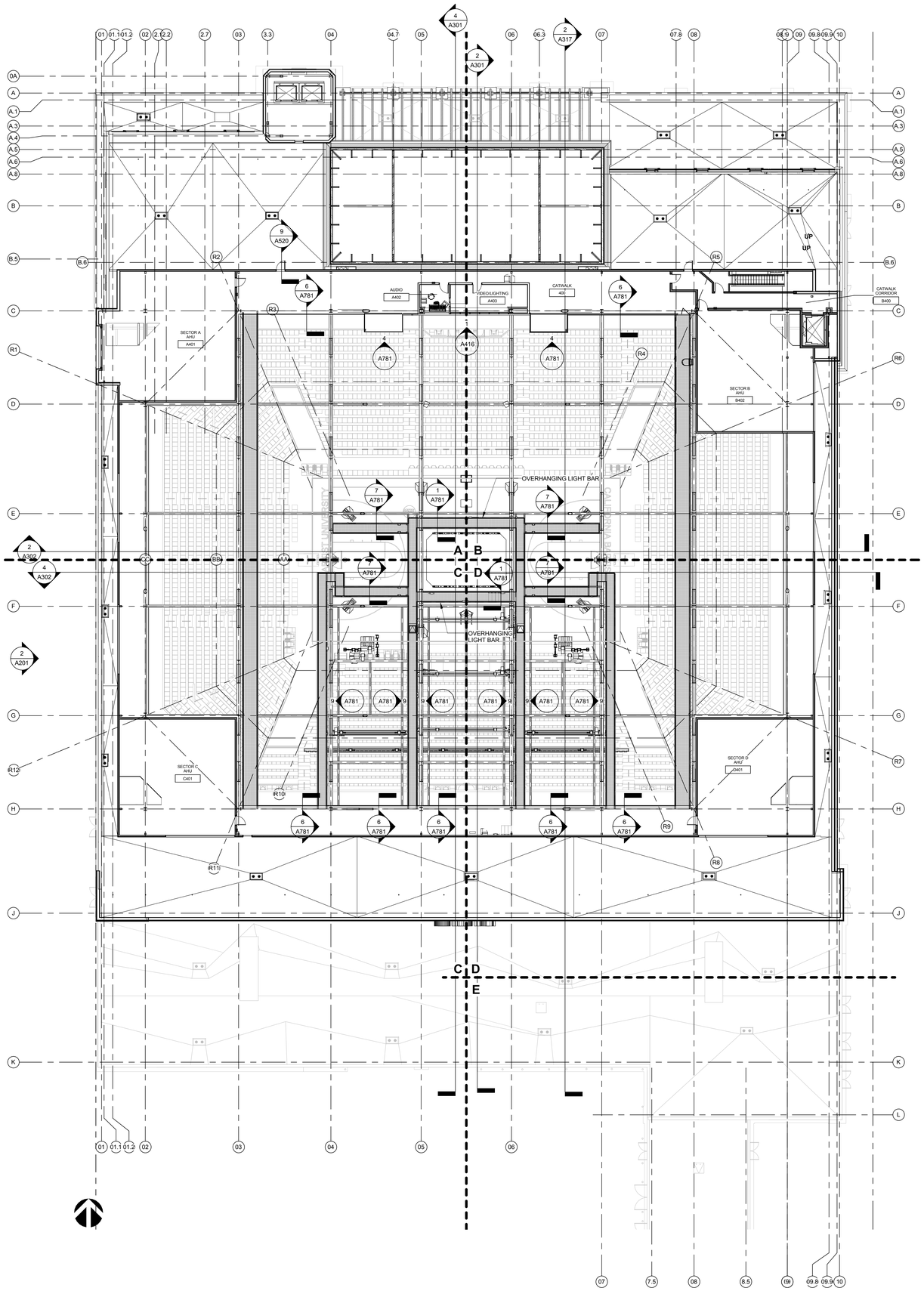

104 - CATWALK LEVEL - NO MEZZANINE 1/16" = 1'-0" A1

CALIFORNIA BAPTIST UNIVERSITY

EVENTS CENTER

8431 DIANA AVENUE, RIVERSIDE, CA

ISSUE FOR CONSTRUCTION
01-22-2016

REVISIONS:

	DESCRIPTION	DATE

DATE ISSUED: 01/22/2016
SVA PROJECT NO: 2014-40129
SCALE: 1/16" = 1'-0"

SHEET NUMBER: A104

SHEET TITLE:

CATWALK LEVEL

ARCHITECTS
3 MACARTHUR PLACE, SUITE 850 SANTA ANA, CA 92707
T 949.809.3380 WWW.SVA-ARCHITECTS.COM

THIS DOCUMENT CONTAINS INFORMATION PROPRIETARY TO SVA ARCHITECTS INC. AND IS FURNISHED IN CONFIDENCE FOR THE LIMITED PURPOSE OF EVALUATION, BIDDING OR REVIEW. THIS DOCUMENT OR ITS CONTENTS MAY NOT BE USED FOR ANY OTHER PURPOSE AND MAY NOT BE REPRODUCED OR DISCLOSED WITHOUT THE PRIOR WRITTEN CONSENT OF SVA ARCHITECTS INC. ALL RIGHTS RESERVED, © COPYRIGHT 2015.

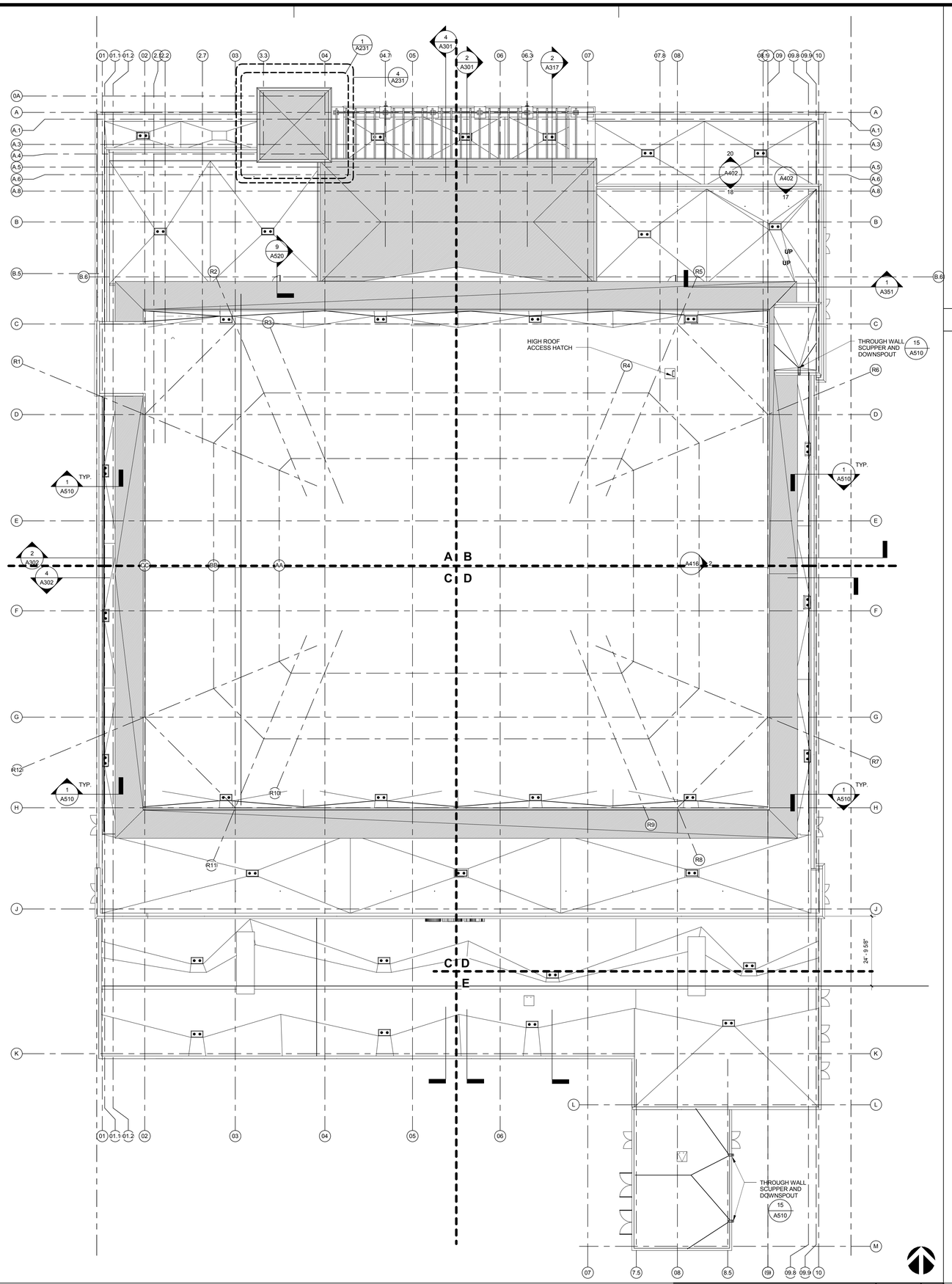

ROOF TYPICAL NOTES

1. CORNICES AT PARAPETS, LEDGES AT MID WALL HEIGHT, WINDOW SURROUNDS, ARCHITECTURAL PROFILES SHALL BE SHAPED WITH RIGID FOAM INSULATION AS PART OF THE EIFS SYSTEM.

2. SLOPED MANSARD AND HIP ROOFS SHALL BE ROOFED WITH MCA CLAY ONE PIECE S MISSION TILE; COLOR TBD FROM MANUFACTURER'S STANDARD RANGE. TILE SHALL BE WIRE ATTACHED, OVER 30LB ROOF FELT OVER MODIFIED BASE SHEET OVER 1/2" DENS DECK OVER R-30 RIGID FOAM INSULATION OVER STRUCTURAL METAL DECK.

3. LOW SLOPE ROOF ASSEMBLY: SINGLE PLY PVC ROOFING OVER 1/2" DENS DECK OVER MINIMUM R-30 RIGID FOAM INSULATION OVER 5/8" TYPE X GYP. WITH BUILT UP FOAM CRICKETS, OVER STRUCTURAL DECK. FIRE PROOF DECK PER FIRE PROOFING PLANS AND AS REQUIRED FOR COMPLIANT ASSEMBLIES.

4. RAIN GUTTER AND DOWNSPOUT AT NORTH SIDE OF HIP ROOF OVER MAIN LOBBY SHALL BE CUSTOM COLOR KYNAR WITH DOWNSPOUTS, BRACKETS, TRIMS, ETC. ALSO CUSTOM COLOR KYNAR.

5. WOOD TRELLIS AT NORTH TERRACE BALCONY. ROUGH SAWN WOOD BEAMS WITH OPAQUE DARK STAIN; SEE DETAILS.

ROOF TYPICAL NOTES

ROOF | 1/16" = 1'-0" | A1

CALIFORNIA BAPTIST UNIVERSITY

EVENTS CENTER

8431 DIANA AVENUE, RIVERSIDE, CA

ISSUE FOR CONSTRUCTION 01-22-2016

REVISIONS:

	DESCRIPTION	DATE
△		
△		
△		
△		
△		
△		
△		
△		
△		
△		
△		
△		

DATE ISSUED:	01/22/2016
SVA PROJECT NO:	2014-40129
SCALE:	As indicated
SHEET NUMBER:	**A105**
SHEET TITLE:	

ROOF LEVEL

3 MACARTHUR PLACE, SUITE 850 SANTA ANA, CA 92707
T 949.809.3380 WWW.SVA-ARCHITECTS.COM

THIS DOCUMENT CONTAINS INFORMATION PROPRIETARY TO SVA ARCHITECTS INC. AND IS FURNISHED IN CONFIDENCE FOR THE LIMITED PURPOSE OF EVALUATION, BIDDING OR REVIEW. THIS DOCUMENT OR ITS CONTENTS MAY NOT BE USED FOR ANY OTHER PURPOSE AND MAY NOT BE REPRODUCED OR DISCLOSED TO OTHERS WITHOUT THE PRIOR WRITTEN CONSENT OF SVA ARCHITECTS INC. ALL RIGHTS RESERVED. © COPYRIGHT 2015.

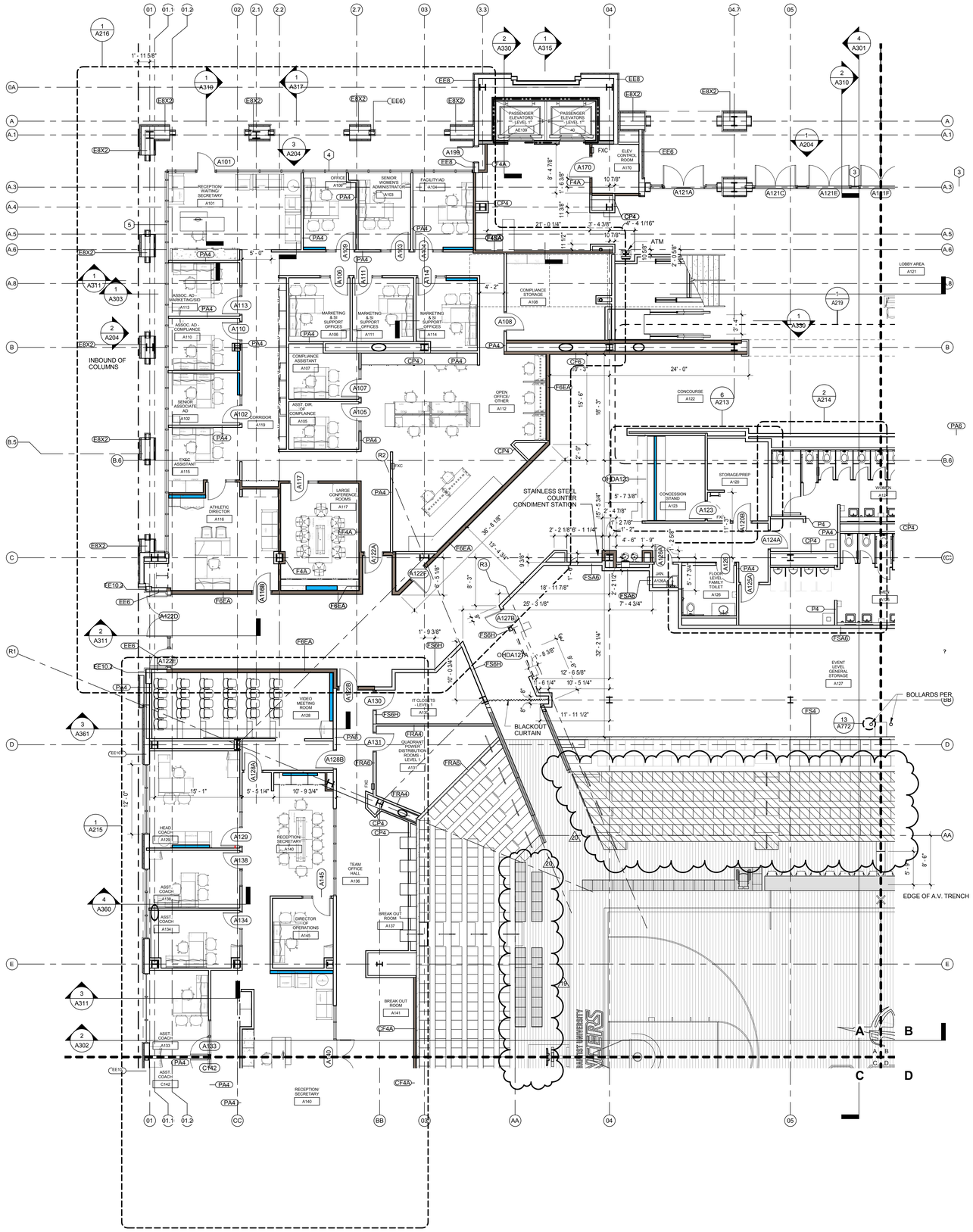

SECTOR PLAN TYPICAL NOTES

1. REFERENCE STANDARD EIFS DETAILS, A500 SERIES, FOR MISCELLANEOUS EXTERIOR WALL PENETRATIONS, ATTACHMENTS AND OTHER CONDITIONS NOT SPECIFICALLY REFERENCED.

2. SLAB OPENINGS FOR MECHANICAL SHAFTS SHALL BE COORDINATED WITH MECHANICAL SUB-CONTRACTOR'S LAYOUTS.

3. SLAB OPENINGS FOR STAIRS SHALL BE COORDINATED WITH STAIR CONTRACTOR'S APPROVED SHOP DRAWINGS.

4. SEATING BOWL PERIMETER SLAB EDGES SHALL BE COORDINATED WITH PRE-CAST CONTRACTOR'S APPROVED SHOP DRAWINGS.

5. DIMENSIONS TO EDGE OF SLAB/CURBS AND CURB WIDTHS AT GRADE LEVEL ARE DEPENDANT ON METAL STUD SIZES AND EIFS THICKNESS. DIMENSIONS TO BE COORDINATED WITH METAL STUD CONTRACTOR PRIOR TO FIELD LAYOUT.

6. FIRE PROOFING: FIRE PROOFING PER CBC TABLE 601 TYPE 1 B CONSTRUCTION

PRIMARY STRUCTURAL FRAME: 2 HOURS
FLOOR CONSTRUCTION AND ASSOCIATED SECONDARY MEMBERS: 2 HOURS
ROOF CONSTRUCTION AND ASSOCIATED SECONDARY MEMBERS: 1 HOUR *b

A. 2-HR RATED FIRE PROOFING IS REQUIRED AT ALL STRUCTURAL COLUMNS AND FLOOR FRAMING BEAMS. FIRE PROOFING SHALL BE SPRAY APPLIED U.N.O.. SEE **SHEET A710** FOR ASSEMBLIES.

B. TYPICAL ROOF STRUCTURAL FRAMING AND DECK SHALL BE FIRE PROTECTED PER DETAILS ON **SHEET A710.**

C. SEE SHEET **A140.1** FOR FIRE PROOFING BOUNDARIES AT HIGH ROOF OVER SEATING BOWL. FIRE PROOFING DETAILS PER **SHEET A710**. FIRE PROOFING PER CBC TABLE 601 FOOTNOTE b WITH PROPOSED EQUIVALENT COVERAGE AS APPROVED BY AHJ.

D. PRECAST CONCRETE STADIA "GRANDSTANDS" AND JOINT SEALANTS ARE NOT RATED UNLESS NOTED OTHERWISE. PLEASE REFERENCE CODE REPORT SECTION 3.2.1.

7. FIRE EXTINGUISHERS ARE EXCLUDED FROM PUBLIC AREAS DUE TO THE POTENTIAL FOR MAL-USE. PLEASE REFERENCE CODE REPORT SECTION 3.9.

8. PRECAST SEATING BOWL JOINTS ARE NOT FIRE RATED EXCEPT AT ELECTRICAL ROOM A131.

9. MEZZANINE LEVEL SHALL BE FINISHED TO A "SHELL AND CORE" LEVEL OF FINISH. GYP BD. WALLS SHALL BE TAPED WITH NO TEXTURE OR PAINT

10. FURNITURE, WHERE SHOWN, IS SHOWN FOR REFERENCE ONLY; COORDINATE WITH OWNER'S VENDOR.

11. ALL GYPSUM BOARD WALLS SHALL BE PAINTED FROM FLOOR TO FINISHED CEILING OR EXPOSED STRUCTURE - CBU STANDARD INTERIOR FIELD PAINT COLOR, U.N.O.

12. ALL GYPSUM BOARD CEILINGS SHALL BE PAINTED - CBU STANDARD CEILING PAINT, U.N.O.

13. SEE DETAILS 1 AND 3 A790 FOR LAVATORY COUNTERS AT SOLID SURFACE COUNTER /UNDERMOUNT SINK LOCATIONS.

SECTOR PLAN TYPICAL NOTES

EXIT SIGNAGE

FXC — RECESSED FIRE EXTINGUISHER CABINET WITH FIRE EXTINGUISHER BOTTLE

RESTROOM TRASH RECEPTACLES: FF&E

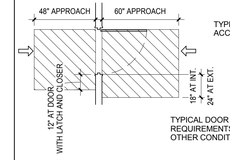

TYPICAL DOOR CLEARANCES AT ACCESSIBLE ROUTES

TYPICAL DOOR APPROACH CLEAR AREA REQUIREMENTS, [2013 CBC: 11B-404.2.4.2] - OTHER CONDITIONS PER [2013 CBC: 11B-404.2.3]

SECTOR PLAN LEGEND

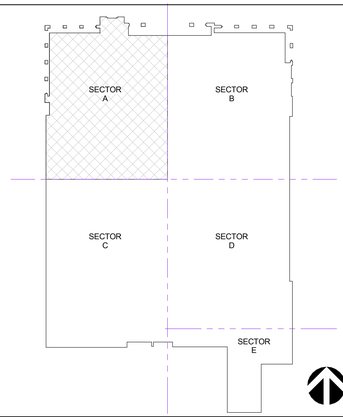

KEY PLAN SECTOR A

EVENT LEVEL - SECTOR A | 1/8" = 1'-0" | A1

CALIFORNIA BAPTIST UNIVERSITY

EVENTS CENTER

8431 DIANA AVENUE, RIVERSIDE, CA

-

REVISIONS:

	DESCRIPTION	DATE
7	ASI 017	5-17-16
19	CCD #013	9-6-16
20	CCD #028	12-07-16

DATE ISSUED: 01/22/2016

SVA PROJECT NO: 2014-40129

SCALE: As indicated

SHEET NUMBER: A111-A

SHEET TITLE:

EVENT LEVEL - SECTOR A

3 MACARTHUR PLACE, SUITE 850 SANTA ANA, CA 92707
T 949.809.3380 WWW.SVA-ARCHITECTS.COM

THIS DOCUMENT CONTAINS INFORMATION PROPRIETARY TO SVA ARCHITECTS INC. AND IS FURNISHED IN CONFIDENCE FOR THE LIMITED PURPOSE OF EVALUATION, BIDDING OR REVIEW. THIS DOCUMENT OR ITS CONTENTS MAY NOT BE USED FOR ANY OTHER PURPOSE AND MAY NOT BE REPRODUCED OR DISCLOSED TO OTHERS WITHOUT THE PRIOR WRITTEN CONSENT OF SVA ARCHITECTS INC. ALL RIGHTS RESERVED. © COPYRIGHT 2015.

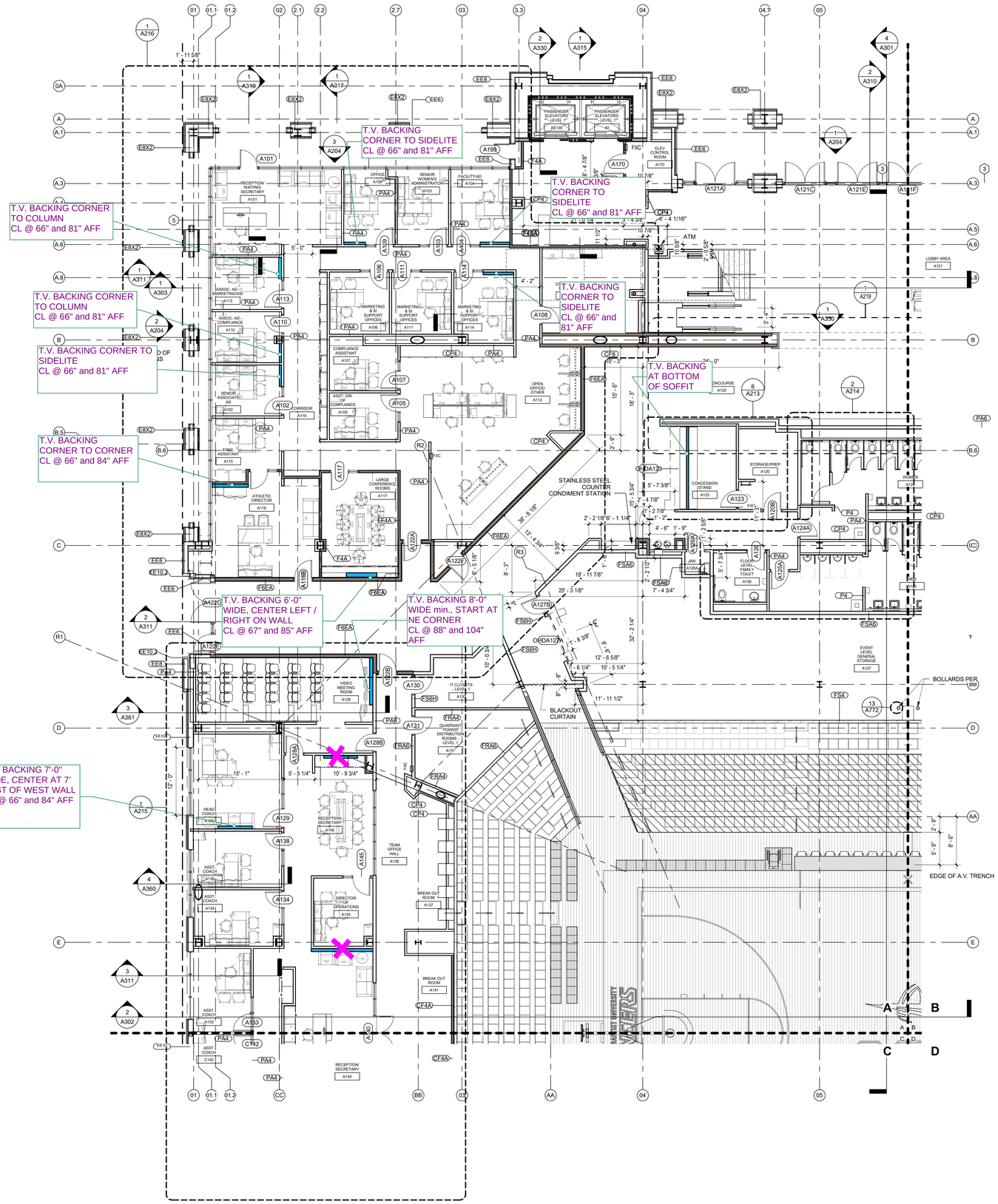

SECTOR PLAN TYPICAL NOTES

1. REFERENCE STANDARD EIFS DETAILS, A500 SERIES, FOR MISCELLANEOUS EXTERIOR WALL PENETRATIONS, ATTACHMENTS AND OTHER CONDITIONS NOT SPECIFICALLY REFERENCED.

2. SLAB OPENINGS FOR MECHANICAL SHAFTS SHALL BE COORDINATED WITH MECHANICAL SUB-CONTRACTOR'S LAYOUTS.

3. SLAB OPENINGS FOR STAIRS SHALL BE COORDINATED WITH STAIR CONTRACTOR'S APPROVED SHOP DRAWINGS.

4. SEATING BOWL PERIMETER SLAB EDGES SHALL BE COORDINATED WITH PRE-CAST CONTRACTOR'S APPROVED SHOP DRAWINGS.

5. DIMENSIONS TO EDGE OF SLAB/CURBS AND CURB WIDTHS AT GRADE LEVEL ARE DEPENDANT ON METAL STUD SIZES AND EIFS THICKNESS. DIMENSIONS TO BE COORDINATED WITH METAL STUD CONTRACTOR PRIOR TO FIELD LAYOUT.

6. FIRE PROOFING: FIRE PROOFING PER CBC TABLE 601 TYPE 1 B CONSTRUCTION

PRIMARY STRUCTURAL FRAME: 2 HOURS
FLOOR CONSTRUCTION AND ASSOCIATED SECONDARY MEMBERS: 2 HOURS
ROOF CONSTRUCTION AND ASSOCIATED SECONDARY MEMBERS: 1 HOUR *b

A. 2-HR RATED FIRE PROOFING IS REQUIRED AT ALL STRUCTURAL COLUMNS AND FLOOR FRAMING BEAMS. FIRE PROOFING SHALL BE SPRAY APPLIED U.N.O.. SEE **SHEET A710** FOR ASSEMBLIES.

B. TYPICAL ROOF STRUCTURAL FRAMING AND DECK SHALL BE FIRE PROTECTED PER DETAILS ON **SHEET A710.**

C. SEE SHEET **A140.1** FOR FIRE PROOFING BOUNDARIES AT HIGH ROOF OVER SEATING BOWL. FIRE PROOFING DETAILS PER **SHEET A710**. FIRE PROOFING PER CBC TABLE 601 FOOTNOTE b WITH PROPOSED EQUIVALENT COVERAGE AS APPROVED BY AHJ.

D. PRECAST CONCRETE STADIA "GRANDSTANDS" AND JOINT SEALANTS ARE NOT RATED UNLESS NOTED OTHERWISE. PLEASE REFERENCE CODE REPORT SECTION 3.2.1.

7. FIRE EXTINGUISHERS ARE EXCLUDED FROM PUBLIC AREAS DUE TO THE POTENTIAL FOR MAL-USE. PLEASE REFERENCE CODE REPORT SECTION 3.9.

8. PRECAST SEATING BOWL JOINTS ARE NOT FIRE RATED EXCEPT AT ELECTRICAL ROOM A131.

9. MEZZANINE LEVEL SHALL BE FINISHED TO A "SHELL AND CORE" LEVEL OF FINISH. GYP BD. WALLS SHALL BE TAPED WITH NO TEXTURE OR PAINT

10. FURNITURE, WHERE SHOWN, IS SHOWN FOR REFERENCE ONLY; COORDINATE WITH OWNER'S VENDOR.

11. ALL GYPSUM BOARD WALLS SHALL BE PAINTED FROM FLOOR TO FINISHED CEILING OR EXPOSED STRUCTURE - CBU STANDARD INTERIOR FIELD PAINT COLOR, U.N.O.

12. ALL GYPSUM BOARD CEILINGS SHALL BE PAINTED - CBU STANDARD CEILING PAINT, U.N.O.

13. SEE DETAILS 1 AND 3 A790 FOR LAVATORY COUNTERS AT SOLID SURFACE COUNTER /UNDERMOUNT SINK LOCATIONS.

SECTOR PLAN TYPICAL NOTES

EXIT SIGNAGE

FXC — RECESSED FIRE EXTINGUISHER CABINET WITH FIRE EXTINGUISHER BOTTLE

RESTROOM TRASH RECEPTACLES: FF&E

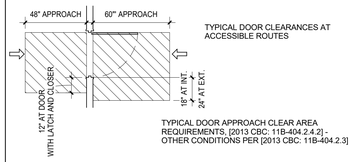

TYPICAL DOOR CLEARANCES AT ACCESSIBLE ROUTES

TYPICAL DOOR APPROACH CLEAR AREA REQUIREMENTS, [2013 CBC: 11B-404.2.4.2] - OTHER CONDITIONS PER [2013 CBC: 11B-404.2.3]

SECTOR PLAN LEGEND

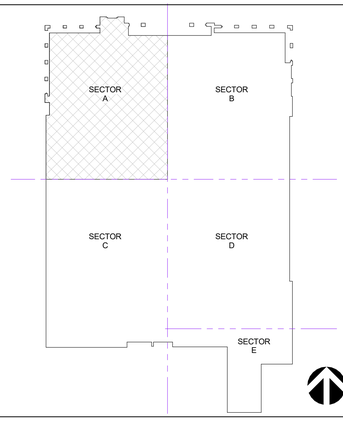

KEY PLAN SECTOR A

EVENT LEVEL - SECTOR A | 1/8" = 1'-0" | A1

CALIFORNIA BAPTIST UNIVERSITY

EVENTS CENTER

8431 DIANA AVENUE, RIVERSIDE, CA

-

REVISIONS:

	DESCRIPTION	DATE
7	ASI 017	5-17-16
10	CCD #013	9-6-16

DATE ISSUED: 09/20/2016

SVA PROJECT NO: 2014-40129

SCALE: As indicated

SHEET NUMBER: A111-A

SHEET TITLE:

EVENT LEVEL - SECTOR A

HOK SVA ARCHITECTS

3 MACARTHUR PLACE, SUITE 850 SANTA ANA, CA 92707
T 949.809.3380 WWW.SVA-ARCHITECTS.COM

THIS DOCUMENT CONTAINS INFORMATION PROPRIETARY TO SVA ARCHITECTS INC., AND IS FURNISHED IN CONFIDENCE FOR THE LIMITED PURPOSE OF EVALUATION, BIDDING OR REVIEW. THIS DOCUMENT OR ITS CONTENTS MAY NOT BE REPRODUCED, USED OR DISCLOSED EXCEPT AS AUTHORIZED OR DISCLOSED TO OTHERS WITHOUT THE PRIOR WRITTEN CONSENT OF SVA ARCHITECTS INC. ALL RIGHTS RESERVED, © COPYRIGHT 2015.

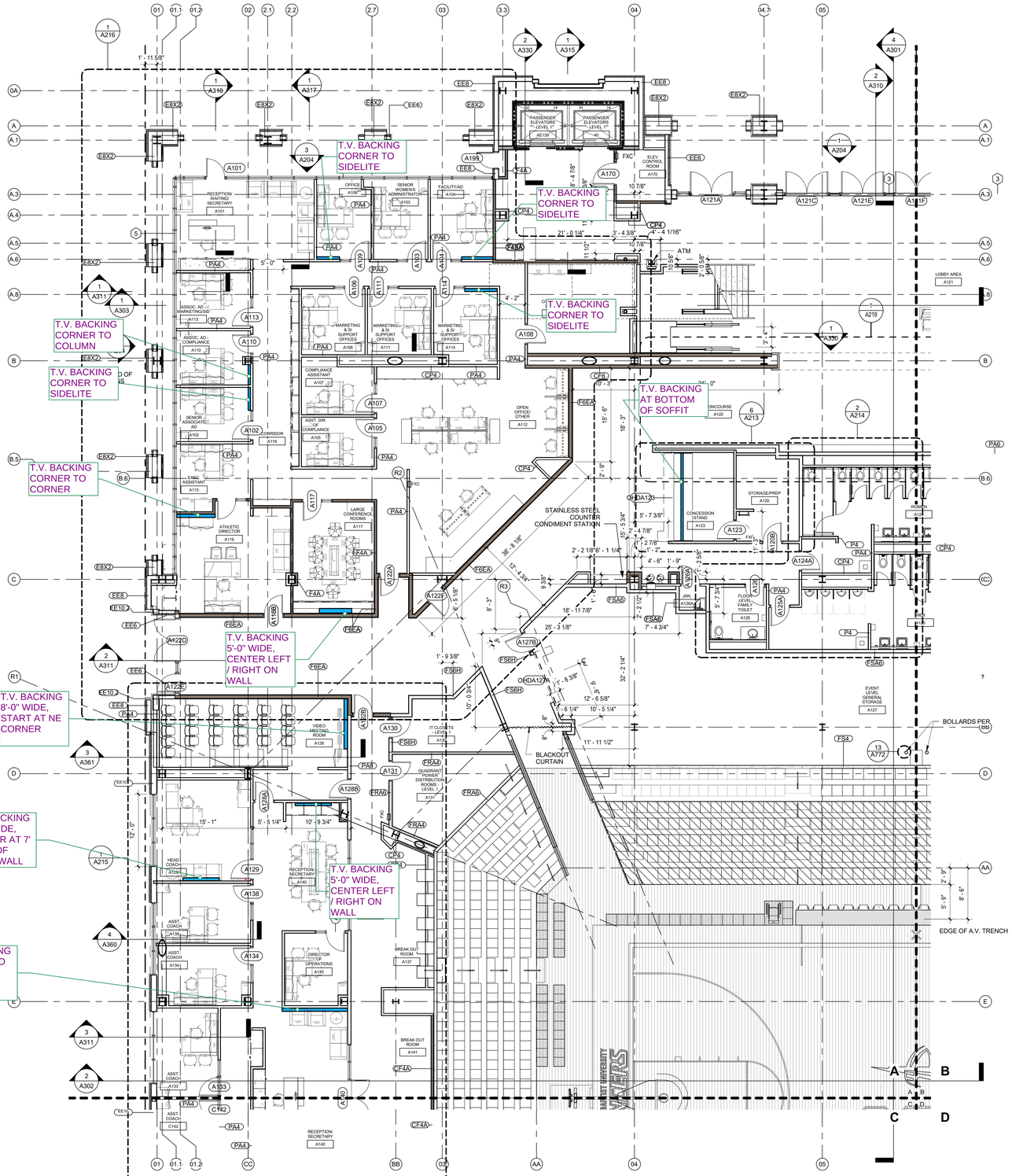

SECTOR PLAN TYPICAL NOTES

1. REFERENCE STANDARD EIFS DETAILS, A500 SERIES, FOR MISCELLANEOUS EXTERIOR WALL PENETRATIONS, ATTACHMENTS AND OTHER CONDITIONS NOT SPECIFICALLY REFERENCED.

2. SLAB OPENINGS FOR MECHANICAL SHAFTS SHALL BE COORDINATED WITH MECHANICAL SUB-CONTRACTOR'S LAYOUTS.

3. SLAB OPENINGS FOR STAIRS SHALL BE COORDINATED WITH STAIR CONTRACTOR'S APPROVED SHOP DRAWINGS.

4. SEATING BOWL PERIMETER SLAB EDGES SHALL BE COORDINATED WITH PRE-CAST CONTRACTOR'S APPROVED SHOP DRAWINGS.

5. DIMENSIONS TO EDGE OF SLAB/CURBS AND CURB WIDTHS AT GRADE LEVEL ARE DEPENDANT ON METAL STUD SIZES AND EIFS THICKNESS. DIMENSIONS TO BE COORDINATED WITH METAL STUD CONTRACTOR PRIOR TO FIELD LAYOUT.

6. FIRE PROOFING: FIRE PROOFING PER CBC TABLE 601 TYPE 1 B CONSTRUCTION

PRIMARY STRUCTURAL FRAME: 2 HOURS
FLOOR CONSTRUCTION AND ASSOCIATED SECONDARY MEMBERS: 2 HOURS
ROOF CONSTRUCTION AND ASSOCIATED SECONDARY MEMBERS: 1 HOUR *b

A. 2-HR RATED FIRE PROOFING IS REQUIRED AT ALL STRUCTURAL COLUMNS AND FLOOR FRAMING BEAMS. FIRE PROOFING SHALL BE SPRAY APPLIED U.N.O.. SEE **SHEET A710** FOR ASSEMBLIES.

B. TYPICAL ROOF STRUCTURAL FRAMING AND DECK SHALL BE FIRE PROTECTED PER DETAILS ON **SHEET A710.**

C. SEE SHEET **A140.1** FOR FIRE PROOFING BOUNDARIES AT HIGH ROOF OVER SEATING BOWL. FIRE PROOFING DETAILS PER **SHEET A710**. FIRE PROOFING PER CBC TABLE 601 FOOTNOTE b WITH PROPOSED EQUIVALENT COVERAGE AS APPROVED BY AHJ.

D. PRECAST CONCRETE STADIA "GRANDSTANDS" AND JOINT SEALANTS ARE NOT RATED UNLESS NOTED OTHERWISE. PLEASE REFERENCE CODE REPORT SECTION 3.2.1.

7. FIRE EXTINGUISHERS ARE EXCLUDED FROM PUBLIC AREAS DUE TO THE POTENTIAL FOR MAL-USE. PLEASE REFERENCE CODE REPORT SECTION 3.9.

8. PRECAST SEATING BOWL JOINTS ARE NOT FIRE RATED EXCEPT AT ELECTRICAL ROOM A131.

9. MEZZANINE LEVEL SHALL BE FINISHED TO A "SHELL AND CORE" LEVEL OF FINISH. GYP BD. WALLS SHALL BE TAPED WITH NO TEXTURE OR PAINT

10. FURNITURE, WHERE SHOWN, IS SHOWN FOR REFERENCE ONLY; COORDINATE WITH OWNER'S VENDOR.

11. ALL GYPSUM BOARD WALLS SHALL BE PAINTED FROM FLOOR TO FINISHED CEILING OR EXPOSED STRUCTURE - CBU STANDARD INTERIOR FIELD PAINT COLOR, U.N.O.

12. ALL GYPSUM BOARD CEILINGS SHALL BE PAINTED - CBU STANDARD CEILING PAINT, U.N.O.

13. SEE DETAILS 1 AND 3 A790 FOR LAVATORY COUNTERS AT SOLID SURFACE COUNTER /UNDERMOUNT SINK LOCATIONS.

SECTOR PLAN TYPICAL NOTES

EXIT SIGNAGE

FXC — RECESSED FIRE EXTINGUISHER CABINET WITH FIRE EXTINGUISHER BOTTLE

RESTROOM TRASH RECEPTACLES: FF&E

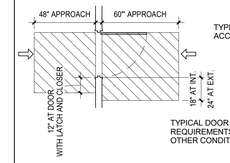

TYPICAL DOOR CLEARANCES AT ACCESSIBLE ROUTES

TYPICAL DOOR APPROACH CLEAR AREA REQUIREMENTS, [2013 CBC: 11B-404.2.4.2] - OTHER CONDITIONS PER [2013 CBC: 11B-404.2.3]

SECTOR PLAN LEGEND

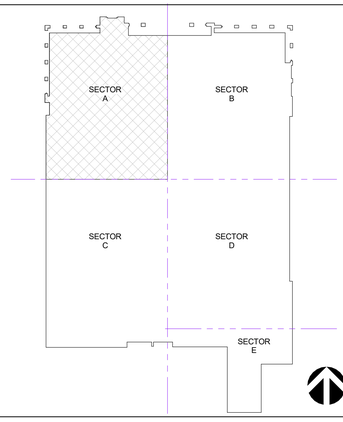

KEY PLAN SECTOR A

EVENT LEVEL - SECTOR A | 1/8" = 1'-0" | A1

CALIFORNIA BAPTIST UNIVERSITY

EVENTS CENTER

8431 DIANA AVENUE, RIVERSIDE, CA

-

REVISIONS:

	DESCRIPTION	DATE
17	ASI 017	5-17-16
19	CCD #013	9-6-16

DATE ISSUED: 09/20/2016

SVA PROJECT NO: 2014-40129

SCALE: As indicated

SHEET NUMBER: A111-A

SHEET TITLE:

EVENT LEVEL - SECTOR A

ARCHITECTS
3 MACARTHUR PLACE, SUITE 850 SANTA ANA, CA 92707
T 949.809.3380 WWW.SVA-ARCHITECTS.COM

THIS DOCUMENT CONTAINS INFORMATION PROPRIETARY TO SVA ARCHITECTS INC. AND IS FURNISHED IN CONFIDENCE FOR THE LIMITED PURPOSE OF EVALUATION, BIDDING OR REVIEW. THIS DOCUMENT OR ITS CONTENTS MAY NOT BE USED FOR ANY OTHER PURPOSE AND MAY NOT BE REPRODUCED OR DISCLOSED TO OTHERS WITHOUT THE PRIOR WRITTEN CONSENT OF SVA ARCHITECTS INC. ALL RIGHTS RESERVED. © COPYRIGHT 2015.

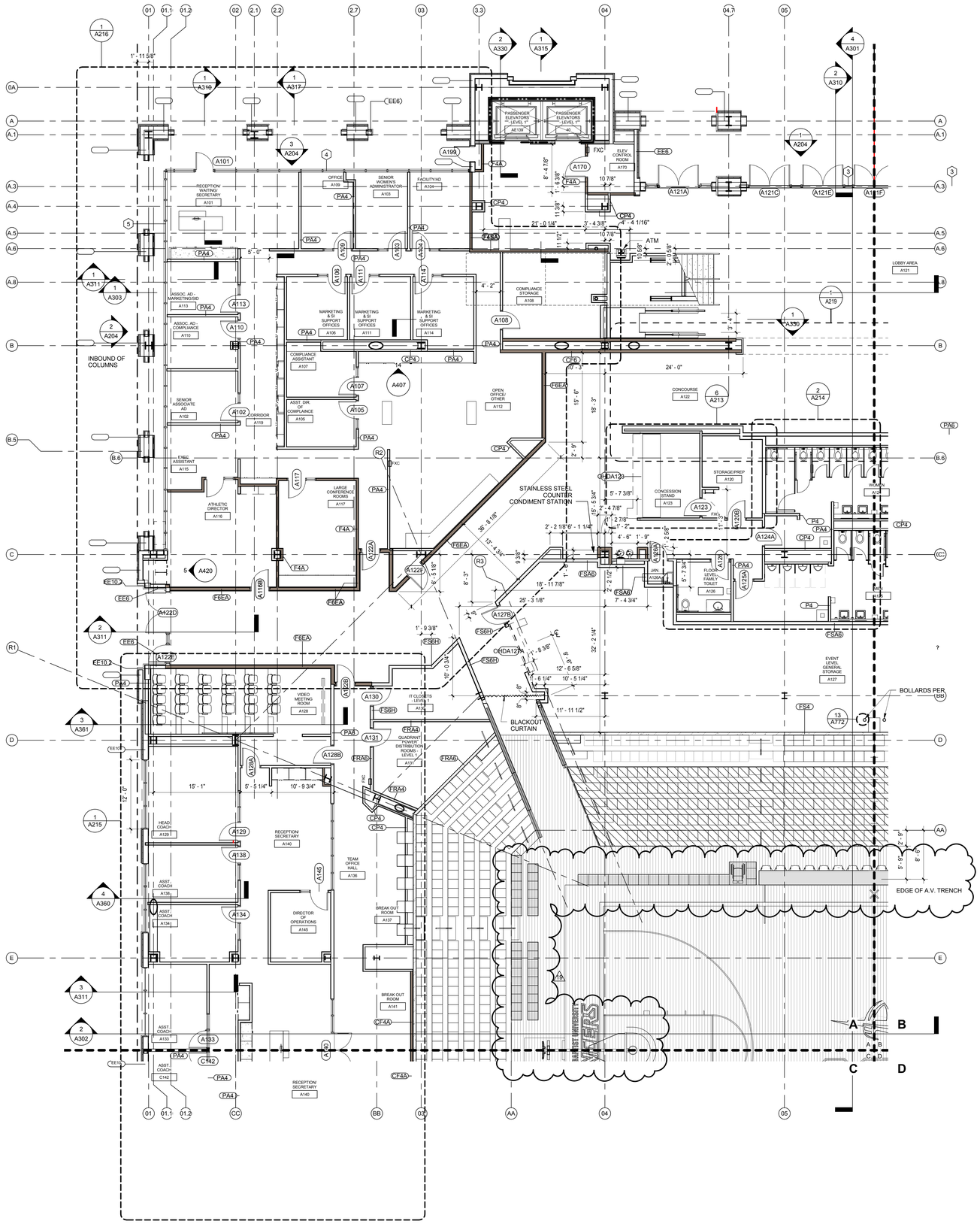

SECTOR PLAN TYPICAL NOTES

1. REFERENCE STANDARD EIFS DETAILS, A500 SERIES, FOR MISCELLANEOUS EXTERIOR WALL PENETRATIONS, ATTACHMENTS AND OTHER CONDITIONS NOT SPECIFICALLY REFERENCED.

2. SLAB OPENINGS FOR MECHANICAL SHAFTS SHALL BE COORDINATED WITH MECHANICAL SUB-CONTRACTOR'S LAYOUTS.

3. SLAB OPENINGS FOR STAIRS SHALL BE COORDINATED WITH STAIR CONTRACTOR'S APPROVED SHOP DRAWINGS.

4. SEATING BOWL PERIMETER SLAB EDGES SHALL BE COORDINATED WITH PRE-CAST CONTRACTOR'S APPROVED SHOP DRAWINGS.

5. DIMENSIONS TO EDGE OF SLAB/CURBS AND CURB WIDTHS AT GRADE LEVEL ARE DEPENDANT ON METAL STUD SIZES AND EIFS THICKNESS. DIMENSIONS TO BE COORDINATED WITH METAL STUD CONTRACTOR PRIOR TO FIELD LAYOUT.

6. FIRE PROOFING: FIRE PROOFING PER CBC TABLE 601 TYPE 1 B CONSTRUCTION

PRIMARY STRUCTURAL FRAME: 2 HOURS
FLOOR CONSTRUCTION AND ASSOCIATED SECONDARY MEMBERS: 2 HOURS
ROOF CONSTRUCTION AND ASSOCIATED SECONDARY MEMBERS: 1 HOUR *b

A. 2-HR RATED FIRE PROOFING IS REQUIRED AT ALL STRUCTURAL COLUMNS AND FLOOR FRAMING BEAMS. FIRE PROOFING SHALL BE SPRAY APPLIED U.N.O.. SEE **SHEET A710** FOR ASSEMBLIES.

B. TYPICAL ROOF STRUCTURAL FRAMING AND DECK SHALL BE FIRE PROTECTED PER DETAILS ON **SHEET A710.**

C. SEE SHEET **A140.1** FOR FIRE PROOFING BOUNDARIES AT HIGH ROOF OVER SEATING BOWL. FIRE PROOFING DETAILS PER **SHEET A710**. FIRE PROOFING PER CBC TABLE 601 FOOTNOTE b WITH PROPOSED EQUIVALENT COVERAGE AS APPROVED BY AHJ.

D. PRECAST CONCRETE STADIA "GRANDSTANDS" AND JOINT SEALANTS ARE NOT RATED UNLESS NOTED OTHERWISE. PLEASE REFERENCE CODE REPORT SECTION 3.2.1.

7. FIRE EXTINGUISHERS ARE EXCLUDED FROM PUBLIC AREAS DUE TO THE POTENTIAL FOR MAL-USE. PLEASE REFERENCE CODE REPORT SECTION 3.9.

8. PRECAST SEATING BOWL JOINTS ARE NOT FIRE RATED EXCEPT AT ELECTRICAL ROOM A131.

9. MEZZANINE LEVEL SHALL BE FINISHED TO A "SHELL AND CORE" LEVEL OF FINISH. GYP BD. WALLS SHALL BE TAPED WITH NO TEXTURE OR PAINT

10. FURNITURE, WHERE SHOWN, IS SHOWN FOR REFERENCE ONLY; COORDINATE WITH OWNER'S VENDOR.

11. ALL GYPSUM BOARD WALLS SHALL BE PAINTED FROM FLOOR TO FINISHED CEILING OR EXPOSED STRUCTURE - CBU STANDARD INTERIOR FIELD PAINT COLOR, U.N.O.

12. ALL GYPSUM BOARD CEILINGS SHALL BE PAINTED - CBU STANDARD CEILING PAINT, U.N.O.

13. SEE DETAILS 1 AND 3 A790 FOR LAVATORY COUNTERS AT SOLID SURFACE COUNTER /UNDERMOUNT SINK LOCATIONS.

SECTOR PLAN TYPICAL NOTES

EXIT SIGNAGE

FXC — RECESSED FIRE EXTINGUISHER CABINET WITH FIRE EXTINGUISHER BOTTLE

RESTROOM TRASH RECEPTACLES: FF&E

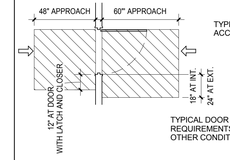

TYPICAL DOOR CLEARANCES AT ACCESSIBLE ROUTES

TYPICAL DOOR APPROACH CLEAR AREA REQUIREMENTS, [2013 CBC: 11B-404.2.4.2] - OTHER CONDITIONS PER [2013 CBC: 11B-404.2.3]

SECTOR PLAN LEGEND

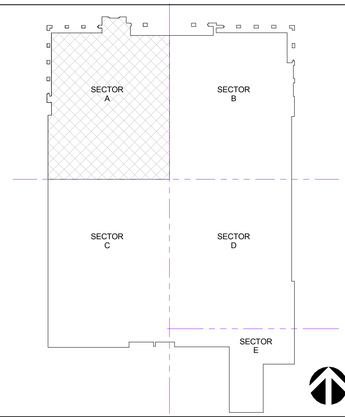

KEY PLAN SECTOR A

EVENT LEVEL - SECTOR A | 1/8" = 1'-0" | A1

CALIFORNIA BAPTIST UNIVERSITY

EVENTS CENTER

8431 DIANA AVENUE, RIVERSIDE, CA

-

REVISIONS:

	DESCRIPTION	DATE
7	ASI 017	5-17-16
19	CCD #013	9-6-16

DATE ISSUED: 01/22/2016

SVA PROJECT NO: 2014-40129

SCALE: As indicated

SHEET NUMBER: A111-A

SHEET TITLE:

EVENT LEVEL - SECTOR A

ARCHITECTS

3 MACARTHUR PLACE, SUITE 850 SANTA ANA, CA 92707
T 949.809.3380 WWW.SVA-ARCHITECTS.COM

THIS DOCUMENT CONTAINS INFORMATION PROPRIETARY TO SVA ARCHITECTS INC. AND IS FURNISHED IN CONFIDENCE FOR THE LIMITED PURPOSE OF EVALUATION, BIDDING OR REVIEW. THIS DOCUMENT OR ITS CONTENTS MAY NOT BE USED FOR ANY OTHER PURPOSE AND MAY NOT BE REPRODUCED OR DISCLOSED TO OTHERS WITHOUT THE PRIOR WRITTEN CONSENT OF SVA ARCHITECTS INC. ALL RIGHTS RESERVED. © COPYRIGHT 2015.

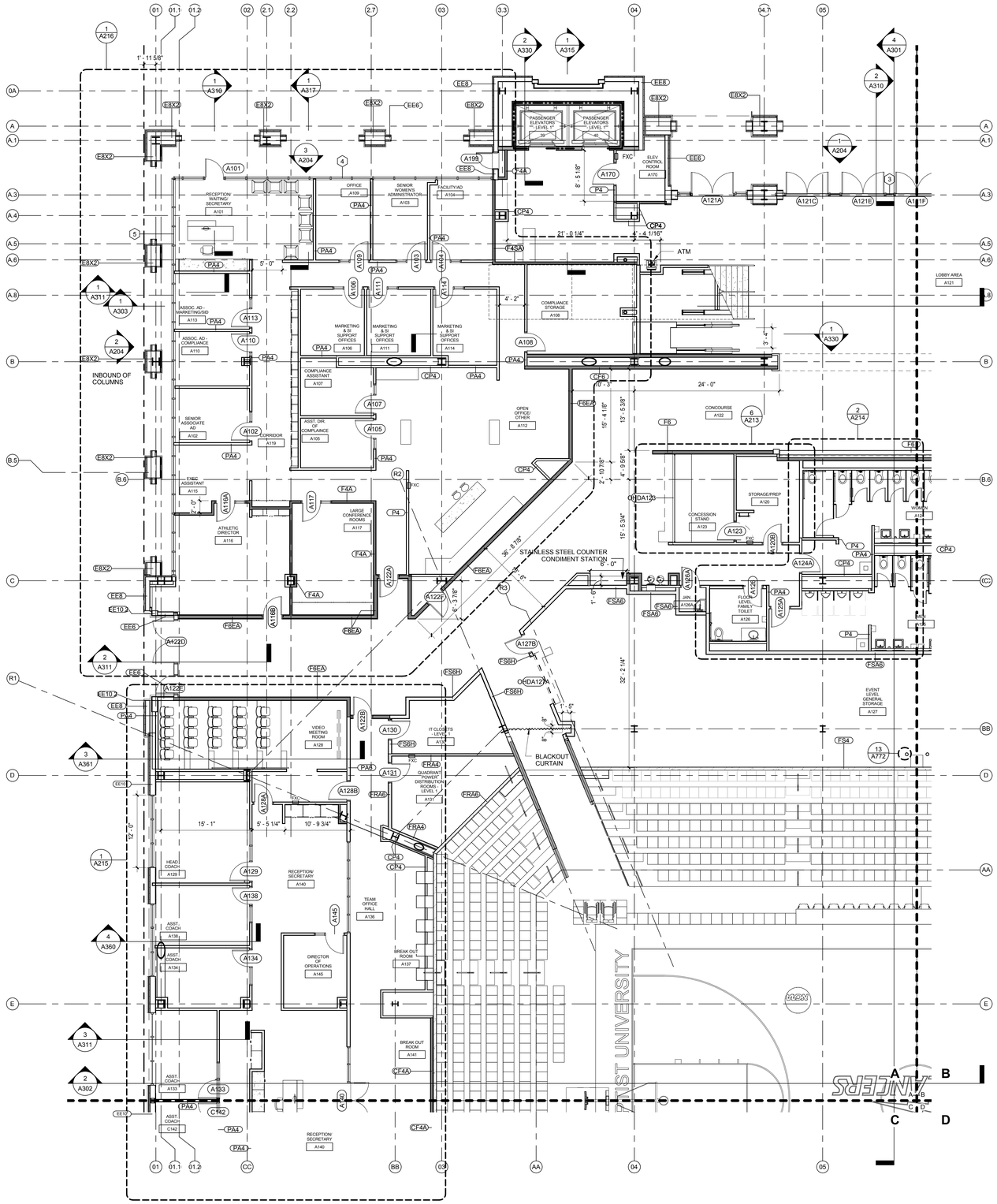

SECTOR PLAN TYPICAL NOTES

1. REFERENCE STANDARD EIFS DETAILS, A500 SERIES, FOR MISCELLANEOUS EXTERIOR WALL PENETRATIONS, ATTACHMENTS AND OTHER CONDITIONS NOT SPECIFICALLY REFERENCED.

2. SLAB OPENINGS FOR MECHANICAL SHAFTS SHALL BE COORDINATED WITH MECHANICAL SUB-CONTRACTOR'S LAYOUTS.

3. SLAB OPENINGS FOR STAIRS SHALL BE COORDINATED WITH STAIR CONTRACTOR'S APPROVED SHOP DRAWINGS.

4. SEATING BOWL PERIMETER SLAB EDGES SHALL BE COORDINATED WITH PRE-CAST CONTRACTOR'S APPROVED SHOP DRAWINGS.

5. DIMENSIONS TO EDGE OF SLAB/CURBS AND CURB WIDTHS AT GRADE LEVEL ARE DEPENDANT ON METAL STUD SIZES AND EIFS THICKNESS. DIMENSIONS TO BE COORDINATED WITH METAL STUD CONTRACTOR PRIOR TO FIELD LAYOUT.

6. FIRE PROOFING: FIRE PROOFING PER CBC TABLE 601 TYPE 1 B CONSTRUCTION

PRIMARY STRUCTURAL FRAME: 2 HOURS
FLOOR CONSTRUCTION AND ASSOCIATED SECONDARY MEMBERS: 2 HOURS
ROOF CONSTRUCTION AND ASSOCIATED SECONDARY MEMBERS: 1 HOUR *b

A. 2-HR RATED FIRE PROOFING IS REQUIRED AT ALL STRUCTURAL COLUMNS AND FLOOR FRAMING BEAMS. FIRE PROOFING SHALL BE SPRAY APPLIED U.N.O.. SEE **SHEET A710** FOR ASSEMBLIES.

B. TYPICAL ROOF STRUCTURAL FRAMING AND DECK SHALL BE FIRE PROTECTED PER DETAILS ON **SHEET A710.**

C. SEE SHEET **A140.1** FOR FIRE PROOFING BOUNDARIES AT HIGH ROOF OVER SEATING BOWL. FIRE PROOFING DETAILS PER **SHEET A710**. FIRE PROOFING PER CBC TABLE 601 FOOTNOTE b WITH PROPOSED EQUIVALENT COVERAGE AS APPROVED BY AHJ.

D. PRECAST CONCRETE STADIA "GRANDSTANDS" AND JOINT SEALANTS ARE NOT RATED UNLESS NOTED OTHERWISE. PLEASE REFERENCE CODE REPORT SECTION 3.2.1.

7. FIRE EXTINGUISHERS ARE EXCLUDED FROM PUBLIC AREAS DUE TO THE POTENTIAL FOR MAL-USE. PLEASE REFERENCE CODE REPORT SECTION 3.9.

8. PRECAST SEATING BOWL JOINTS ARE NOT FIRE RATED EXCEPT AT ELECTRICAL ROOM A131.

9. MEZZANINE LEVEL SHALL BE FINISHED TO A "SHELL AND CORE" LEVEL OF FINISH. GYP BD. WALLS SHALL BE TAPED WITH NO TEXTURE OR PAINT

10. FURNITURE, WHERE SHOWN, IS SHOWN FOR REFERENCE ONLY; COORDINATE WITH OWNER'S VENDOR.

11. ALL GYPSUM BOARD WALLS SHALL BE PAINTED FROM FLOOR TO FINISHED CEILING OR EXPOSED STRUCTURE - CBU STANDARD INTERIOR FIELD PAINT COLOR, U.N.O.

12. ALL GYPSUM BOARD CEILINGS SHALL BE PAINTED - CBU STANDARD CEILING PAINT, U.N.O.

13. SEE DETAILS 1 AND 3 A790 FOR LAVATORY COUNTERS AT SOLID SURFACE COUNTER /UNDERMOUNT SINK LOCATIONS.

SECTOR PLAN TYPICAL NOTES

EXIT SIGNAGE

FXC — RECESSED FIRE EXTINGUISHER CABINET WITH FIRE EXTINGUISHER BOTTLE

RESTROOM TRASH RECEPTACLES: FF&E

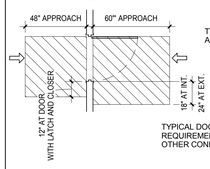

TYPICAL DOOR CLEARANCES AT ACCESSIBLE ROUTES

TYPICAL DOOR APPROACH CLEAR AREA REQUIREMENTS, [2013 CBC: 11B-404.2.4.2] - OTHER CONDITIONS PER [2013 CBC: 11B-404.2.3]

SECTOR PLAN LEGEND

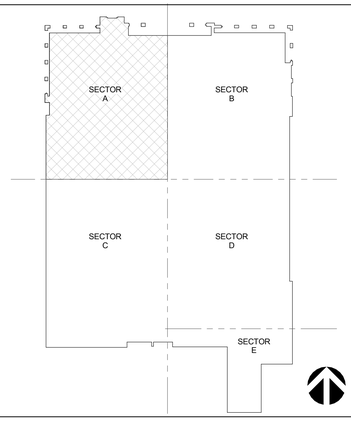

KEY PLAN SECTOR A

EVENT LEVEL - SECTOR A | 1/8" = 1'-0" | **A1**

CALIFORNIA BAPTIST UNIVERSITY
EVENTS CENTER
8431 DIANA AVENUE, RIVERSIDE, CA

ISSUE FOR CONSTRUCTION 01-22-2016

REVISIONS:

	DESCRIPTION	DATE

DATE ISSUED: 01/22/2016
SVA PROJECT NO: 2014-40129
SCALE: As indicated

SHEET NUMBER: A111-A
SHEET TITLE:

EVENT LEVEL - SECTOR A

HOK SVA ARCHITECTS
3 MACARTHUR PLACE, SUITE 850 SANTA ANA, CA 92707
T 949.809.3380 WWW.SVA-ARCHITECTS.COM

THIS DOCUMENT CONTAINS INFORMATION PROPRIETARY TO SVA ARCHITECTS INC., AND IS FURNISHED IN CONFIDENCE FOR THE LIMITED PURPOSE OF EVALUATION, BIDDING OR REVIEW. THIS DOCUMENT OR ITS CONTENTS MAY NOT BE USED FOR ANY OTHER PURPOSE AND MAY NOT BE REPRODUCED OR DISCLOSED TO OTHERS WITHOUT THE PRIOR WRITTEN CONSENT OF SVA ARCHITECTS INC. ALL RIGHTS RESERVED, © COPYRIGHT 2015.

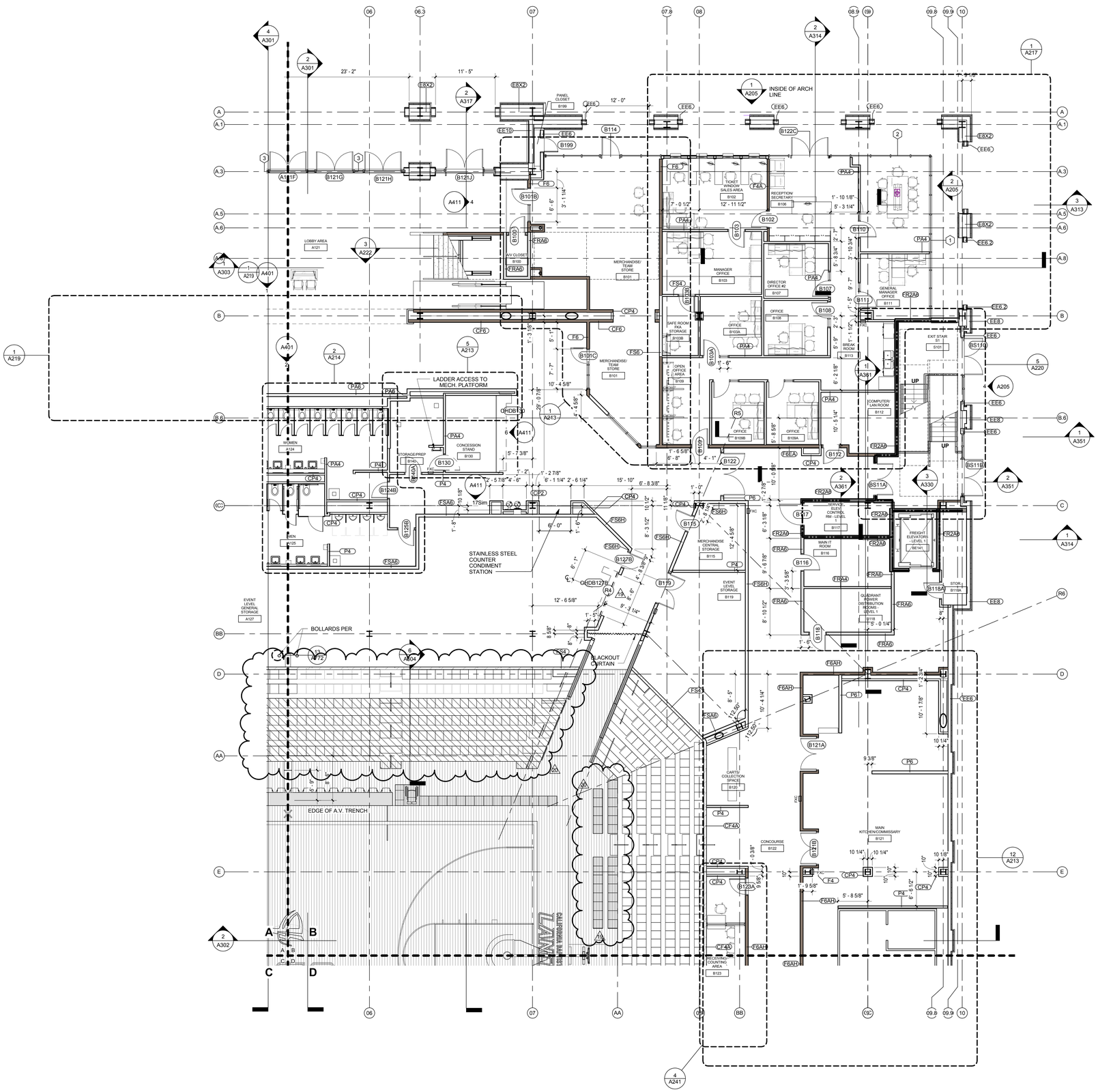

SECTOR PLAN TYPICAL NOTES

1. REFERENCE STANDARD EIFS DETAILS, A500 SERIES, FOR MISCELLANEOUS EXTERIOR WALL PENETRATIONS, ATTACHMENTS AND OTHER CONDITIONS NOT SPECIFICALLY REFERENCED.

2. SLAB OPENINGS FOR MECHANICAL SHAFTS SHALL BE COORDINATED WITH MECHANICAL SUB-CONTRACTOR'S LAYOUTS.

3. SLAB OPENINGS FOR STAIRS SHALL BE COORDINATED WITH STAIR CONTRACTOR'S APPROVED SHOP DRAWINGS.

4. SEATING BOWL PERIMETER SLAB EDGES SHALL BE COORDINATED WITH PRE-CAST CONTRACTOR'S APPROVED SHOP DRAWINGS.

5. DIMENSIONS TO EDGE OF SLAB/CURBS AND CURB WIDTHS AT GRADE LEVEL ARE DEPENDANT ON METAL STUD SIZES AND EIFS THICKNESS. DIMENSIONS TO BE COORDINATED WITH METAL STUD CONTRACTOR PRIOR TO FIELD LAYOUT.

6. FIRE PROOFING: FIRE PROOFING PER CBC TABLE 601 TYPE 1 B CONSTRUCTION

PRIMARY STRUCTURAL FRAME: 2 HOURS
FLOOR CONSTRUCTION AND ASSOCIATED SECONDARY MEMBERS: 2 HOURS
ROOF CONSTRUCTION AND ASSOCIATED SECONDARY MEMBERS: 1 HOUR ^b

A. 2-HR RATED FIRE PROOFING IS REQUIRED AT ALL STRUCTURAL COLUMNS AND FLOOR FRAMING BEAMS. FIRE PROOFING SHALL BE SPRAY APPLIED U.N.O.. SEE **SHEET A710** FOR ASSEMBLIES.

B. TYPICAL ROOF STRUCTURAL FRAMING AND DECK SHALL BE FIRE PROTECTED PER DETAILS ON **SHEET A710.**

C. SEE SHEET **A140.1** FOR FIRE PROOFING BOUNDARIES AT HIGH ROOF OVER SEATING BOWL. FIRE PROOFING DETAILS PER **SHEET A710**. FIRE PROOFING PER CBC TABLE 601 FOOTNOTE b WITH PROPOSED EQUIVALENT COVERAGE AS APPROVED BY AHJ.

D. PRECAST CONCRETE STADIA "GRANDSTANDS" AND JOINT SEALANTS ARE NOT RATED UNLESS NOTED OTHERWISE. PLEASE REFERENCE CODE REPORT SECTION 3.2.1.

7. FIRE EXTINGUISHERS ARE EXCLUDED FROM PUBLIC AREAS DUE TO THE POTENTIAL FOR MAL-USE. PLEASE REFERENCE CODE REPORT SECTION 3.9.

8. PRECAST SEATING BOWL JOINTS ARE NOT FIRE RATED EXCEPT AT ELECTRICAL ROOM A131.

9. MEZZANINE LEVEL SHALL BE FINISHED TO A "SHELL AND CORE" LEVEL OF FINISH. GYP BD. WALLS SHALL BE TAPED WITH NO TEXTURE OR PAINT

10. FURNITURE, WHERE SHOWN, IS SHOWN FOR REFERENCE ONLY; COORDINATE WITH OWNER'S VENDOR.

11. ALL GYPSUM BOARD WALLS SHALL BE PAINTED FROM FLOOR TO FINISHED CEILING OR EXPOSED STRUCTURE - CBU STANDARD INTERIOR FIELD PAINT COLOR, U.N.O.

12. ALL GYPSUM BOARD CEILINGS SHALL BE PAINTED - CBU STANDARD CEILING PAINT, U.N.O.

13. SEE DETAILS 1 AND 3 A790 FOR LAVATORY COUNTERS AT SOLID SURFACE COUNTER /UNDERMOUNT SINK LOCATIONS.

SECTOR PLAN TYPICAL NOTES

EXIT SIGNAGE

FXC — RECESSED FIRE EXTINGUISHER CABINET WITH FIRE EXTINGUISHER BOTTLE

RESTROOM TRASH RECEPTACLES: FF&E

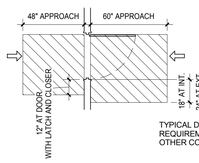

TYPICAL DOOR APPROACH CLEAR AREA REQUIREMENTS, [2013 CBC: 11B-404.2.4.2] - OTHER CONDITIONS PER [2013 CBC: 11B-404.2.3]

SECTOR PLAN LEGEND

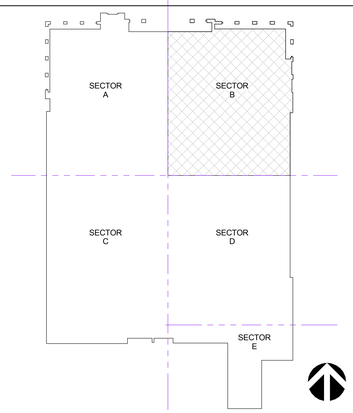

KEY PLAN SECTOR B

EVENT LEVEL - SECTOR B | 1/8" = 1'-0" | **A1**

CALIFORNIA BAPTIST UNIVERSITY

EVENTS CENTER

8431 DIANA AVENUE, RIVERSIDE, CA

cbu

-

REVISIONS:

	DESCRIPTION	DATE
18	RFCP 005	5-31-16
19	CCD #013	9-6-16
20	CCD #028	12-07-16

DATE ISSUED: 01/22/2016

SVA PROJECT NO: 2014-40129

SCALE: As indicated

SHEET NUMBER: A111-B

SHEET TITLE:

EVENT LEVEL - SECTOR B

3 MACARTHUR PLACE, SUITE 850 SANTA ANA, CA 92707
T 949.809.3380 WWW.SVA-ARCHITECTS.COM

THIS DOCUMENT CONTAINS INFORMATION PROPRIETARY TO SVA ARCHITECTS INC. AND IS FURNISHED IN CONFIDENCE FOR THE LIMITED PURPOSE OF EVALUATION, BIDDING OR REVIEW. THIS DOCUMENT OR ITS CONTENTS MAY NOT BE USED FOR ANY OTHER PURPOSE AND MAY NOT BE REPRODUCED OR DISCLOSED TO OTHERS WITHOUT THE PRIOR WRITTEN CONSENT OF SVA ARCHITECTS INC. ALL RIGHTS RESERVED. © COPYRIGHT 2015.

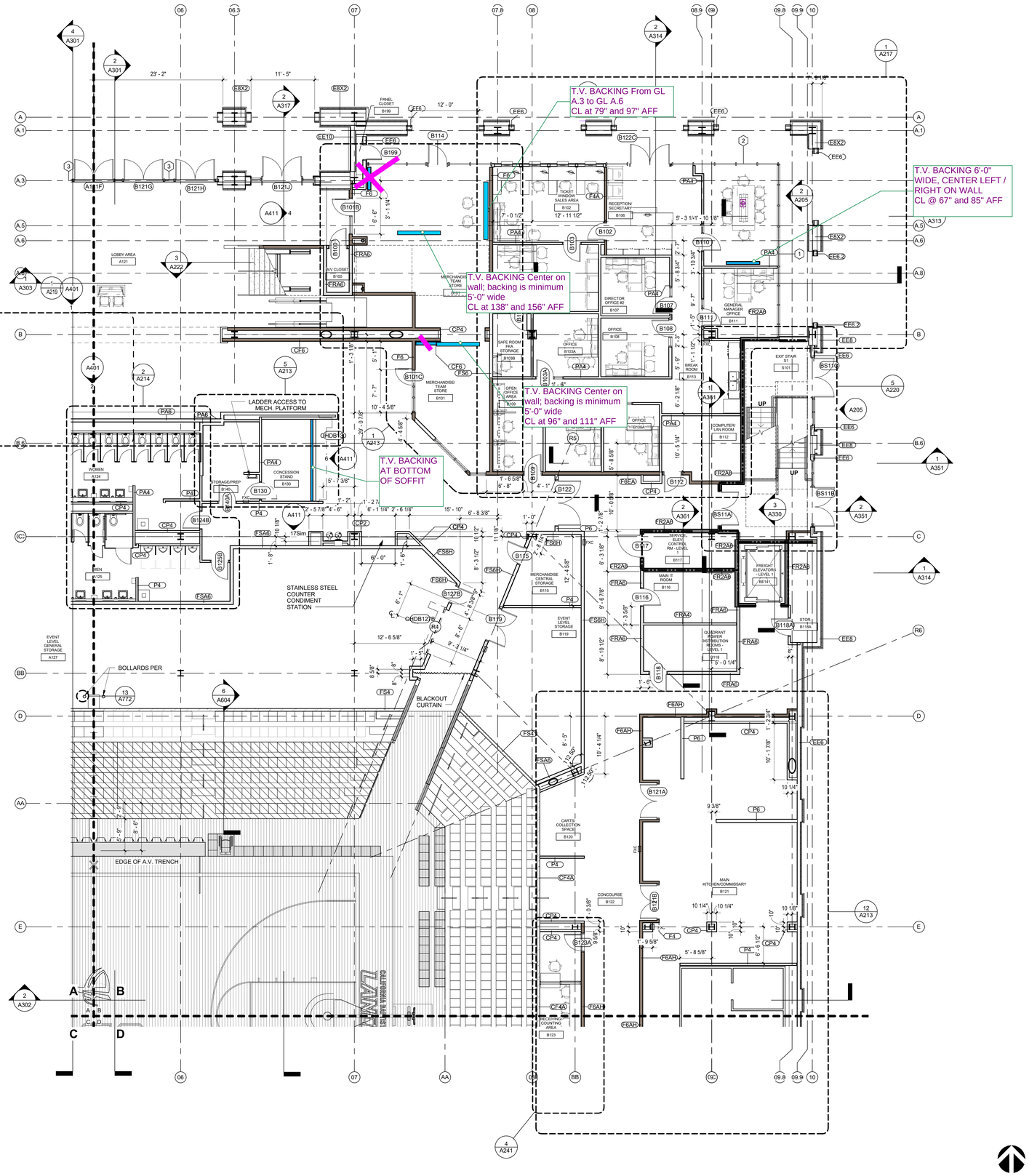
T.V. BACKING From GL
A.3 to GL A.6
CL at 79" and 97" AFF
T.V. BACKING 6'-0"
WIDE, CENTER LEFT /
RIGHT ON WALL
CL @ 67" and 85" AFF
T.V. BACKING Center on
wall; backing is minimum
5'-0" wide
CL at 138" and 156" AFF
T.V. BACKING Center on
wall; backing is minimum
5'-0" wide
CL at 96" and 111" AFF
T.V. BACKING
AT BOTTOM
OF SOFFIT
LADDER ACCESS TO
MECH. PLATFORM
STAINLESS STEEL
COUNTER
CONDIMENT
STATION
BOLLARDS PER
BLACKOUT
CURTAIN
EDGE OF A.V. TRENCH
LOBBY AREA
A121
TICKET
WINDOW/
SALES AREA
B102
RECEPTION/
SECRETARY
B106
A.V. CLOSET
B100
MERCHANDISE
TEAM
STORE
B101
DIRECTOR
OFFICE #2
B107
GENERAL
MANAGER
OFFICE
B111
SAFE ROOM
PKA
STORAGE
B103B
OFFICE
B103A
OFFICE
B108
BREAK
ROOM
B113
OPEN
OFFICE
AREA
B109
OFFICE
B109A
COMPUTER/
LAN ROOM
B112
EXIT STAIR
B1
S101
WOMEN
A124
MEN
A125
STORAGE/PREP
B140
CONCESSION
STAND
B130
EVENT
LEVEL
GENERAL
STORAGE
A127
MERCHANDISE
CENTRAL
STORAGE
B115
EVENT
LEVEL
STORAGE
B119
SERVICE
ELEV. /
CONTROL
RM - LEVEL
B117
MAIN IT
ROOM
B116
FREIGHT
ELEVATOR
- LEVEL 1
SE1E1
QUADRANT
POWER
DISTRIBUTION
ROOMS -
LEVEL 1
B118
STOR.
B118A
CARTS'
COLLECTION
SPACE
B120
CONCOURSE
B122
MAIN
KITCHEN/COMMISSARY
B121
RECEIVING/
COUNTING
AREA
B123
UP
UP
PANEL
CLOSET
B199
23' - 2"
11' - 5"
12' - 0"
7' - 0 1/2"
12' - 11 1/2"
5' - 3 1/4"
10 1/8"
3' - 1 1/4"
8' - 6"
1' - 3 1/8"
5' - 1"
7' - 7"
10' - 4 5/8"
29' - 0 7/8"
4' - 4 5/8"
5' - 7 3/8"
1' - 2"
2' - 5 7/8"
4' - 6"
6' - 1 1/4"
2' - 6 1/4"
15' - 10"
6' - 8 3/8"
1' - 0"
1' - 2 7/8"
10' - 0 5/8"
6' - 0"
8' - 3 1/2"
10 1/2"
11 1/8"
2' - 3 1/4"
12' - 4 5/8"
6' - 3 1/8"
9' - 6 7/8"
3' - 5 5/8"
8' - 10 1/2"
1' - 6"
5' - 0 1/4"
12' - 6 5/8"
9' - 3 1/4"
6' - 1"
4' - 3 3/8"
6' - 5"
8' - 5"
112' - 0"
10' - 4 1/4"
1' - 2 3/4"
10' - 1 7/8"
10 1/4"
9 3/8"
1' - 9 5/8"
5' - 8 5/8"
6' - 5 1/2"
5' - 3 1/4"
10' - 5 1/4"
6' - 2 1/8"
5' - 8 3/4"
3' - 10 3/4"
2' - 7"
9' - 7"
1' - 5"
1' - 1 1/2"
2"
5' - 9"
5' - 8 5/8"
1' - 6 5/8"
6' - 8"
4' - 1"
1' - 6 1/8"
10' - 0 5/8"
1' - 2 7/8"
6' - 3 1/8"
9' - 6 7/8"
3' - 5 5/8"
8' - 10 1/2"
1' - 6"
5' - 0 1/4"
8' - 6"
5' - 8

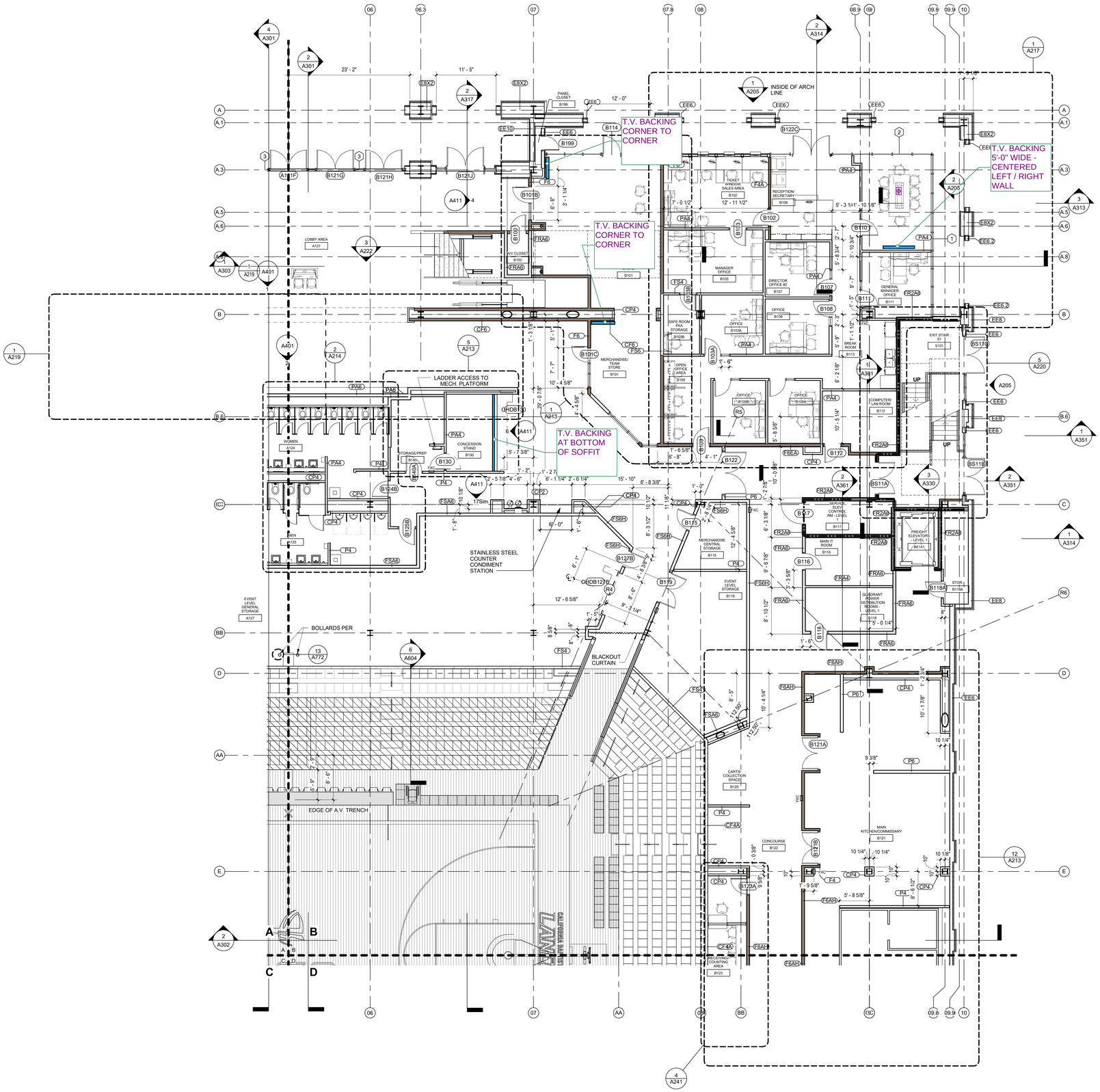

SECTOR PLAN TYPICAL NOTES

1. REFERENCE STANDARD EIFS DETAILS, A500 SERIES, FOR MISCELLANEOUS EXTERIOR WALL PENETRATIONS, ATTACHMENTS AND OTHER CONDITIONS NOT SPECIFICALLY REFERENCED.

2. SLAB OPENINGS FOR MECHANICAL SHAFTS SHALL BE COORDINATED WITH MECHANICAL SUB-CONTRACTOR'S LAYOUTS.

3. SLAB OPENINGS FOR STAIRS SHALL BE COORDINATED WITH STAIR CONTRACTOR'S APPROVED SHOP DRAWINGS.

4. SEATING BOWL PERIMETER SLAB EDGES SHALL BE COORDINATED WITH PRE-CAST CONTRACTOR'S APPROVED SHOP DRAWINGS.

5. DIMENSIONS TO EDGE OF SLAB/CURBS AND CURB WIDTHS AT GRADE LEVEL ARE DEPENDANT ON METAL STUD SIZES AND EIFS THICKNESS. DIMENSIONS TO BE COORDINATED WITH METAL STUD CONTRACTOR PRIOR TO FIELD LAYOUT.

6. FIRE PROOFING: FIRE PROOFING PER CBC TABLE 601 TYPE 1 B CONSTRUCTION

PRIMARY STRUCTURAL FRAME: 2 HOURS
FLOOR CONSTRUCTION AND ASSOCIATED SECONDARY MEMBERS: 2 HOURS
ROOF CONSTRUCTION AND ASSOCIATED SECONDARY MEMBERS: 1 HOUR ^b

A. 2-HR RATED FIRE PROOFING IS REQUIRED AT ALL STRUCTURAL COLUMNS AND FLOOR FRAMING BEAMS. FIRE PROOFING SHALL BE SPRAY APPLIED U.N.O.. SEE **SHEET A710** FOR ASSEMBLIES.

B. TYPICAL ROOF STRUCTURAL FRAMING AND DECK SHALL BE FIRE PROTECTED PER DETAILS ON **SHEET A710.**

C. SEE SHEET **A140.1** FOR FIRE PROOFING BOUNDARIES AT HIGH ROOF OVER SEATING BOWL. FIRE PROOFING DETAILS PER **SHEET A710**. FIRE PROOFING PER CBC TABLE 601 FOOTNOTE b WITH PROPOSED EQUIVALENT COVERAGE AS APPROVED BY AHJ.

D. PRECAST CONCRETE STADIA "GRANDSTANDS" AND JOINT SEALANTS ARE NOT RATED UNLESS NOTED OTHERWISE. PLEASE REFERENCE CODE REPORT SECTION 3.2.1.

7. FIRE EXTINGUISHERS ARE EXCLUDED FROM PUBLIC AREAS DUE TO THE POTENTIAL FOR MAL-USE. PLEASE REFERENCE CODE REPORT SECTION 3.9.

8. PRECAST SEATING BOWL JOINTS ARE NOT FIRE RATED EXCEPT AT ELECTRICAL ROOM A131.

9. MEZZANINE LEVEL SHALL BE FINISHED TO A "SHELL AND CORE" LEVEL OF FINISH. GYP BD. WALLS SHALL BE TAPED WITH NO TEXTURE OR PAINT

10. FURNITURE, WHERE SHOWN, IS SHOWN FOR REFERENCE ONLY; COORDINATE WITH OWNER'S VENDOR.

11. ALL GYPSUM BOARD WALLS SHALL BE PAINTED FROM FLOOR TO FINISHED CEILING OR EXPOSED STRUCTURE - CBU STANDARD INTERIOR FIELD PAINT COLOR, U.N.O.

12. ALL GYPSUM BOARD CEILINGS SHALL BE PAINTED - CBU STANDARD CEILING PAINT, U.N.O.

13. SEE DETAILS 1 AND 3 A790 FOR LAVATORY COUNTERS AT SOLID SURFACE COUNTER /UNDERMOUNT SINK LOCATIONS.

SECTOR PLAN TYPICAL NOTES

EXIT SIGNAGE

FXC — RECESSED FIRE EXTINGUISHER CABINET WITH FIRE EXTINGUISHER BOTTLE

RESTROOM TRASH RECEPTACLES: FF&E

TYPICAL DOOR CLEARANCES AT ACCESSIBLE ROUTES

TYPICAL DOOR APPROACH CLEAR AREA REQUIREMENTS, [2013 CBC: 11B-404.2.4.2] - OTHER CONDITIONS PER [2013 CBC: 11B-404.2.3]

SECTOR PLAN LEGEND

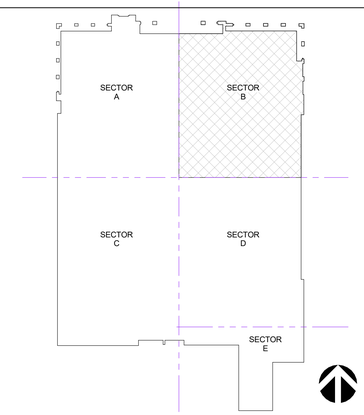

KEY PLAN SECTOR B

EVENT LEVEL - SECTOR B | 1/8" = 1'-0" | A1

CALIFORNIA BAPTIST UNIVERSITY

EVENTS CENTER

8431 DIANA AVENUE, RIVERSIDE, CA

cbu

-

REVISIONS:

	DESCRIPTION	DATE
9	RFCP 005	5-31-16
10	CCD #013	9-6-16

DATE ISSUED: 09/20/2016

SVA PROJECT NO: 2014-40129

SCALE: As indicated

SHEET NUMBER: A111-B

SHEET TITLE:

EVENT LEVEL - SECTOR B

3 MACARTHUR PLACE, SUITE 850 SANTA ANA, CA 92707
T 949.809.3380 WWW.SVA-ARCHITECTS.COM

THIS DOCUMENT CONTAINS INFORMATION PROPRIETARY TO SVA ARCHITECTS INC. AND IS FURNISHED IN CONFIDENCE FOR THE LIMITED PURPOSE OF EVALUATION, BIDDING OR REVIEW. THIS DOCUMENT OR ITS CONTENTS MAY NOT BE USED FOR ANY OTHER PURPOSE AND MAY NOT BE REPRODUCED OR DISCLOSED TO OTHERS WITHOUT THE PRIOR WRITTEN CONSENT OF SVA ARCHITECTS INC. ALL RIGHTS RESERVED. © COPYRIGHT 2015.

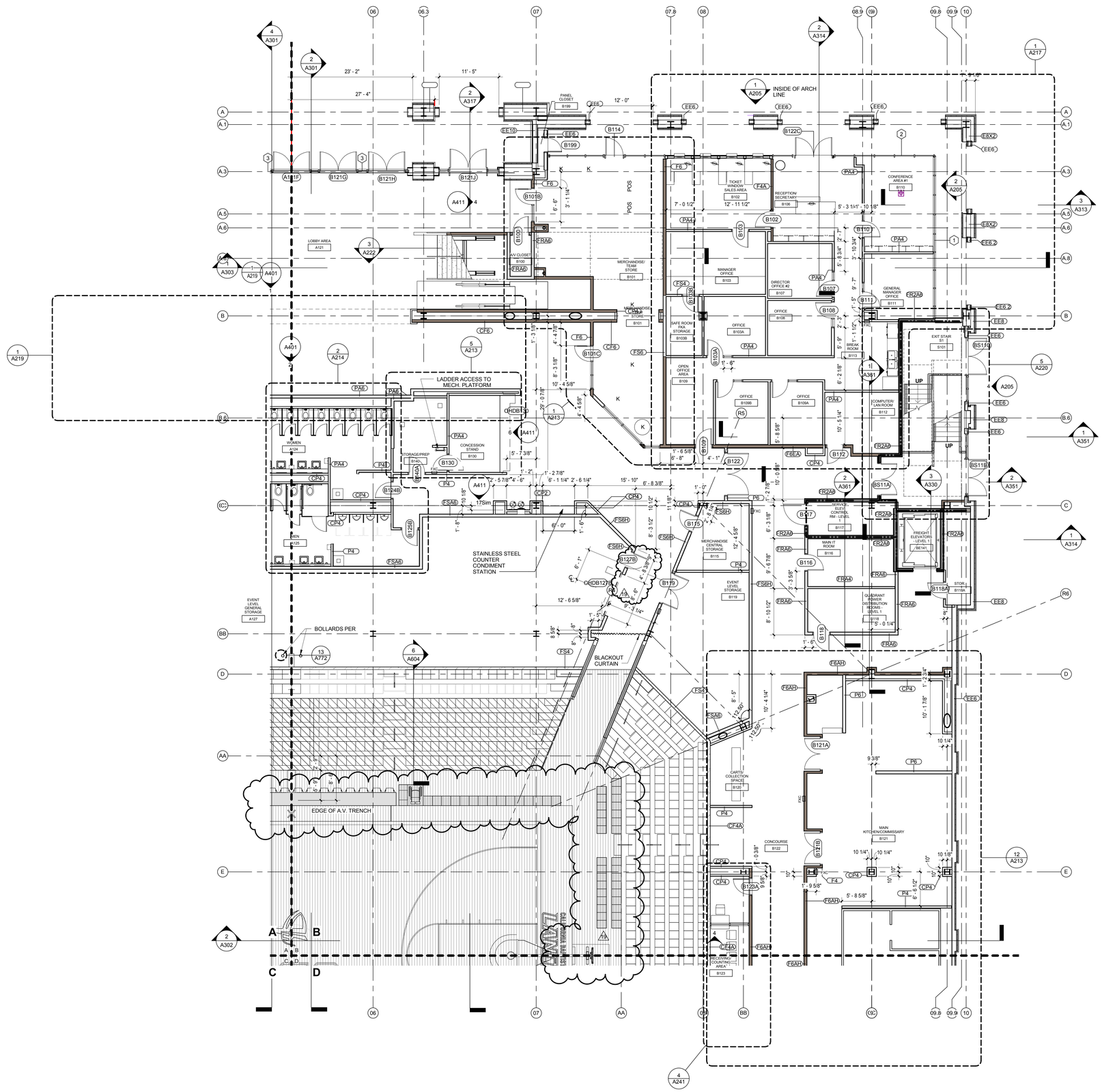

SECTOR PLAN TYPICAL NOTES

1. REFERENCE STANDARD EIFS DETAILS, A500 SERIES, FOR MISCELLANEOUS EXTERIOR WALL PENETRATIONS, ATTACHMENTS AND OTHER CONDITIONS NOT SPECIFICALLY REFERENCED.

2. SLAB OPENINGS FOR MECHANICAL SHAFTS SHALL BE COORDINATED WITH MECHANICAL SUB-CONTRACTOR'S LAYOUTS.

3. SLAB OPENINGS FOR STAIRS SHALL BE COORDINATED WITH STAIR CONTRACTOR'S APPROVED SHOP DRAWINGS.

4. SEATING BOWL PERIMETER SLAB EDGES SHALL BE COORDINATED WITH PRE-CAST CONTRACTOR'S APPROVED SHOP DRAWINGS.

5. DIMENSIONS TO EDGE OF SLAB/CURBS AND CURB WIDTHS AT GRADE LEVEL ARE DEPENDANT ON METAL STUD SIZES AND EIFS THICKNESS. DIMENSIONS TO BE COORDINATED WITH METAL STUD CONTRACTOR PRIOR TO FIELD LAYOUT.

6. FIRE PROOFING: FIRE PROOFING PER CBC TABLE 601 TYPE 1 B CONSTRUCTION

PRIMARY STRUCTURAL FRAME: 2 HOURS
FLOOR CONSTRUCTION AND ASSOCIATED SECONDARY MEMBERS: 2 HOURS
ROOF CONSTRUCTION AND ASSOCIATED SECONDARY MEMBERS: 1 HOUR ^b

A. 2-HR RATED FIRE PROOFING IS REQUIRED AT ALL STRUCTURAL COLUMNS AND FLOOR FRAMING BEAMS. FIRE PROOFING SHALL BE SPRAY APPLIED U.N.O.. SEE **SHEET A710** FOR ASSEMBLIES.

B. TYPICAL ROOF STRUCTURAL FRAMING AND DECK SHALL BE FIRE PROTECTED PER DETAILS ON **SHEET A710.**

C. SEE SHEET **A140.1** FOR FIRE PROOFING BOUNDARIES AT HIGH ROOF OVER SEATING BOWL. FIRE PROOFING DETAILS PER **SHEET A710**. FIRE PROOFING PER CBC TABLE 601 FOOTNOTE b WITH PROPOSED EQUIVALENT COVERAGE AS APPROVED BY AHJ.

D. PRECAST CONCRETE STADIA "GRANDSTANDS" AND JOINT SEALANTS ARE NOT RATED UNLESS NOTED OTHERWISE. PLEASE REFERENCE CODE REPORT SECTION 3.2.1.

7. FIRE EXTINGUISHERS ARE EXCLUDED FROM PUBLIC AREAS DUE TO THE POTENTIAL FOR MAL-USE. PLEASE REFERENCE CODE REPORT SECTION 3.9.

8. PRECAST SEATING BOWL JOINTS ARE NOT FIRE RATED EXCEPT AT ELECTRICAL ROOM A131.

9. MEZZANINE LEVEL SHALL BE FINISHED TO A "SHELL AND CORE" LEVEL OF FINISH. GYP BD. WALLS SHALL BE TAPED WITH NO TEXTURE OR PAINT

10. FURNITURE, WHERE SHOWN, IS SHOWN FOR REFERENCE ONLY; COORDINATE WITH OWNER'S VENDOR.

11. ALL GYPSUM BOARD WALLS SHALL BE PAINTED FROM FLOOR TO FINISHED CEILING OR EXPOSED STRUCTURE - CBU STANDARD INTERIOR FIELD PAINT COLOR, U.N.O.

12. ALL GYPSUM BOARD CEILINGS SHALL BE PAINTED - CBU STANDARD CEILING PAINT, U.N.O.

13. SEE DETAILS 1 AND 3 A790 FOR LAVATORY COUNTERS AT SOLID SURFACE COUNTER /UNDERMOUNT SINK LOCATIONS.

SECTOR PLAN TYPICAL NOTES

EXIT SIGNAGE

FXC — RECESSED FIRE EXTINGUISHER CABINET WITH FIRE EXTINGUISHER BOTTLE

RESTROOM TRASH RECEPTACLES: FF&E

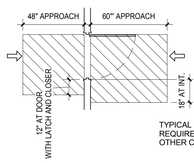

TYPICAL DOOR CLEARANCES AT ACCESSIBLE ROUTES

TYPICAL DOOR APPROACH CLEAR AREA REQUIREMENTS, [2013 CBC: 11B-404.2.4.2] - OTHER CONDITIONS PER [2013 CBC: 11B-404.2.3]

SECTOR PLAN LEGEND

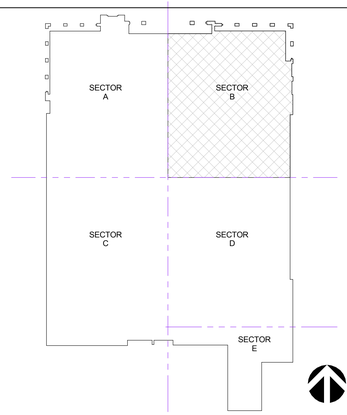

KEY PLAN SECTOR B

CALIFORNIA BAPTIST UNIVERSITY

EVENTS CENTER

8431 DIANA AVENUE, RIVERSIDE, CA

-

REVISIONS:

	DESCRIPTION	DATE
9	RFCP 005	5-31-16
10	CCD #013	9-6-16

DATE ISSUED: 01/22/2016

SVA PROJECT NO: 2014-40129

SCALE: As indicated

SHEET NUMBER: A111-B

SHEET TITLE:

EVENT LEVEL - SECTOR B

3 MACARTHUR PLACE, SUITE 850 SANTA ANA, CA 92707
T 949.809.3380 WWW.SVA-ARCHITECTS.COM

THIS DOCUMENT CONTAINS INFORMATION PROPRIETARY TO SVA ARCHITECTS INC. AND IS FURNISHED IN CONFIDENCE FOR THE LIMITED PURPOSE OF EVALUATION, BIDDING OR REVIEW. THIS DOCUMENT OR ITS CONTENTS MAY NOT BE USED FOR ANY OTHER PURPOSE AND MAY NOT BE REPRODUCED OR DISCLOSED TO OTHERS WITHOUT THE PRIOR WRITTEN CONSENT OF SVA ARCHITECTS INC. ALL RIGHTS RESERVED. © COPYRIGHT 2015.

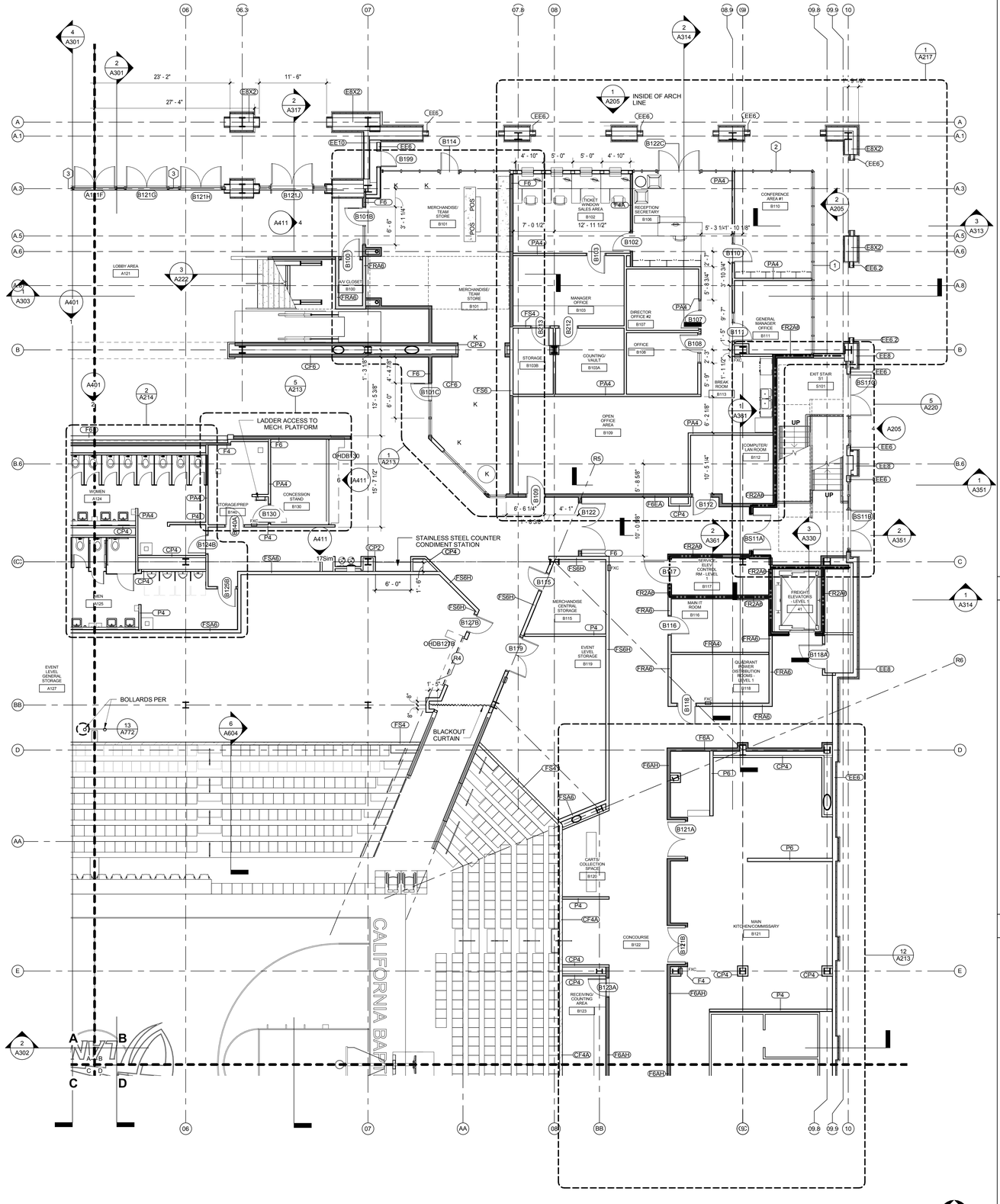

SECTOR PLAN TYPICAL NOTES

1. REFERENCE STANDARD EIFS DETAILS, A500 SERIES, FOR MISCELLANEOUS EXTERIOR WALL PENETRATIONS, ATTACHMENTS AND OTHER CONDITIONS NOT SPECIFICALLY REFERENCED.

2. SLAB OPENINGS FOR MECHANICAL SHAFTS SHALL BE COORDINATED WITH MECHANICAL SUB-CONTRACTOR'S LAYOUTS.

3. SLAB OPENINGS FOR STAIRS SHALL BE COORDINATED WITH STAIR CONTRACTOR'S APPROVED SHOP DRAWINGS.

4. SEATING BOWL PERIMETER SLAB EDGES SHALL BE COORDINATED WITH PRE-CAST CONTRACTOR'S APPROVED SHOP DRAWINGS.

5. DIMENSIONS TO EDGE OF SLAB/CURBS AND CURB WIDTHS AT GRADE LEVEL ARE DEPENDANT ON METAL STUD SIZES AND EIFS THICKNESS. DIMENSIONS TO BE COORDINATED WITH METAL STUD CONTRACTOR PRIOR TO FIELD LAYOUT.

6. FIRE PROOFING: FIRE PROOFING PER CBC TABLE 601 TYPE 1 B CONSTRUCTION

PRIMARY STRUCTURAL FRAME: 2 HOURS
FLOOR CONSTRUCTION AND ASSOCIATED SECONDARY MEMBERS: 2 HOURS
ROOF CONSTRUCTION AND ASSOCIATED SECONDARY MEMBERS: 1 HOUR ^b

A. 2-HR RATED FIRE PROOFING IS REQUIRED AT ALL STRUCTURAL COLUMNS AND FLOOR FRAMING BEAMS. FIRE PROOFING SHALL BE SPRAY APPLIED U.N.O.. SEE **SHEET A710** FOR ASSEMBLIES.

B. TYPICAL ROOF STRUCTURAL FRAMING AND DECK SHALL BE FIRE PROTECTED PER DETAILS ON **SHEET A710.**

C. SEE SHEET **A140.1** FOR FIRE PROOFING BOUNDARIES AT HIGH ROOF OVER SEATING BOWL. FIRE PROOFING DETAILS PER **SHEET A710**. FIRE PROOFING PER CBC TABLE 601 FOOTNOTE b WITH PROPOSED EQUIVALENT COVERAGE AS APPROVED BY AHJ.

D. PRECAST CONCRETE STADIA "GRANDSTANDS" AND JOINT SEALANTS ARE NOT RATED UNLESS NOTED OTHERWISE. PLEASE REFERENCE CODE REPORT SECTION 3.2.1.

7. FIRE EXTINGUISHERS ARE EXCLUDED FROM PUBLIC AREAS DUE TO THE POTENTIAL FOR MAL-USE. PLEASE REFERENCE CODE REPORT SECTION 3.9.

8. PRECAST SEATING BOWL JOINTS ARE NOT FIRE RATED EXCEPT AT ELECTRICAL ROOM A131.

9. MEZZANINE LEVEL SHALL BE FINISHED TO A "SHELL AND CORE" LEVEL OF FINISH. GYP BD. WALLS SHALL BE TAPED WITH NO TEXTURE OR PAINT

10. FURNITURE, WHERE SHOWN, IS SHOWN FOR REFERENCE ONLY; COORDINATE WITH OWNER'S VENDOR.

11. ALL GYPSUM BOARD WALLS SHALL BE PAINTED FROM FLOOR TO FINISHED CEILING OR EXPOSED STRUCTURE - CBU STANDARD INTERIOR FIELD PAINT COLOR, U.N.O.

12. ALL GYPSUM BOARD CEILINGS SHALL BE PAINTED - CBU STANDARD CEILING PAINT, U.N.O.

13. SEE DETAILS 1 AND 3 A790 FOR LAVATORY COUNTERS AT SOLID SURFACE COUNTER /UNDERMOUNT SINK LOCATIONS.

SECTOR PLAN TYPICAL NOTES

EXIT SIGNAGE

FXC — RECESSED FIRE EXTINGUISHER CABINET WITH FIRE EXTINGUISHER BOTTLE

RESTROOM TRASH RECEPTACLES: FF&E

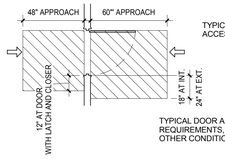

TYPICAL DOOR CLEARANCES AT ACCESSIBLE ROUTES

TYPICAL DOOR APPROACH CLEAR AREA REQUIREMENTS, [2013 CBC: 11B-404.2.4.2] - OTHER CONDITIONS PER [2013 CBC: 11B-404.2.3]

SECTOR PLAN LEGEND

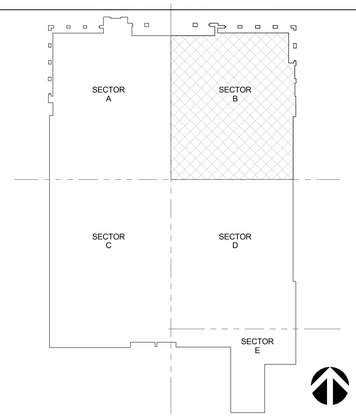

KEY PLAN SECTOR B

EVENT LEVEL - SECTOR B | 1/8" = 1'-0" | **A1**

CALIFORNIA BAPTIST UNIVERSITY
EVENTS CENTER
8431 DIANA AVENUE, RIVERSIDE, CA

ISSUE FOR CONSTRUCTION 01-22-2016

REVISIONS:

	DESCRIPTION	DATE

DATE ISSUED: 01/22/2016

SVA PROJECT NO: 2014-40129

SCALE: As indicated

SHEET NUMBER: A111-B

SHEET TITLE:

EVENT LEVEL - SECTOR B

HOK SVA ARCHITECTS
3 MACARTHUR PLACE, SUITE 850 SANTA ANA, CA 92707
T 949.809.3380 WWW.SVA-ARCHITECTS.COM

THIS DOCUMENT CONTAINS INFORMATION PROPRIETARY TO SVA ARCHITECTS INC., AND IS FURNISHED IN CONFIDENCE FOR THE LIMITED PURPOSE OF EVALUATION, BIDDING OR REVIEW. THIS DOCUMENT OR ITS CONTENTS MAY NOT BE USED FOR ANY OTHER PURPOSE AND MAY NOT BE REPRODUCED OR DISCLOSED TO OTHERS WITHOUT THE PRIOR WRITTEN CONSENT OF SVA ARCHITECTS INC. ALL RIGHTS RESERVED, © COPYRIGHT 2015.

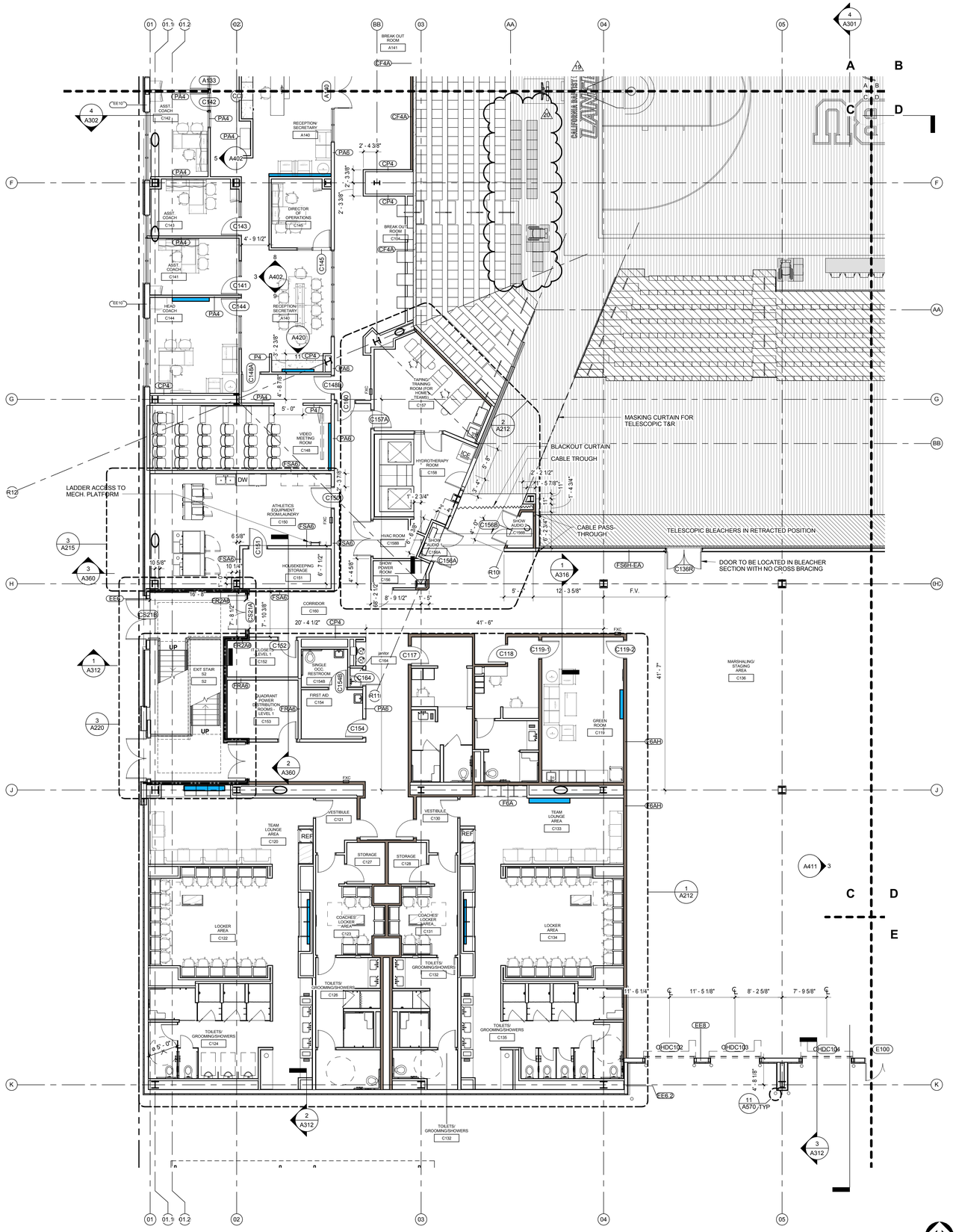

SECTOR PLAN TYPICAL NOTES

1. REFERENCE STANDARD EIFS DETAILS, A500 SERIES, FOR MISCELLANEOUS EXTERIOR WALL PENETRATIONS, ATTACHMENTS AND OTHER CONDITIONS NOT SPECIFICALLY REFERENCED.

2. SLAB OPENINGS FOR MECHANICAL SHAFTS SHALL BE COORDINATED WITH MECHANICAL SUB-CONTRACTOR'S LAYOUTS.

3. SLAB OPENINGS FOR STAIRS SHALL BE COORDINATED WITH STAIR CONTRACTOR'S APPROVED SHOP DRAWINGS.

4. SEATING BOWL PERIMETER SLAB EDGES SHALL BE COORDINATED WITH PRE-CAST CONTRACTOR'S APPROVED SHOP DRAWINGS.

5. DIMENSIONS TO EDGE OF SLAB/CURBS AND CURB WIDTHS AT GRADE LEVEL ARE DEPENDANT ON METAL STUD SIZES AND EIFS THICKNESS. DIMENSIONS TO BE COORDINATED WITH METAL STUD CONTRACTOR PRIOR TO FIELD LAYOUT.

6. FIRE PROOFING: FIRE PROOFING PER CBC TABLE 601 TYPE 1 B CONSTRUCTION

PRIMARY STRUCTURAL FRAME: 2 HOURS
FLOOR CONSTRUCTION AND ASSOCIATED SECONDARY MEMBERS: 2 HOURS
ROOF CONSTRUCTION AND ASSOCIATED SECONDARY MEMBERS: 1 HOUR ^b

A. 2-HR RATED FIRE PROOFING IS REQUIRED AT ALL STRUCTURAL COLUMNS AND FLOOR FRAMING BEAMS. FIRE PROOFING SHALL BE SPRAY APPLIED U.N.O.. SEE **SHEET A710** FOR ASSEMBLIES.

B. TYPICAL ROOF STRUCTURAL FRAMING AND DECK SHALL BE FIRE PROTECTED PER DETAILS ON **SHEET A710.**

C. SEE SHEET **A140.1** FOR FIRE PROOFING BOUNDARIES AT HIGH ROOF OVER SEATING BOWL. FIRE PROOFING DETAILS PER **SHEET A710**. FIRE PROOFING PER CBC TABLE 601 FOOTNOTE b WITH PROPOSED EQUIVALENT COVERAGE AS APPROVED BY AHJ.

D. PRECAST CONCRETE STADIA "GRANDSTANDS" AND JOINT SEALANTS ARE NOT RATED UNLESS NOTED OTHERWISE. PLEASE REFERENCE CODE REPORT SECTION 3.2.1.

7. FIRE EXTINGUISHERS ARE EXCLUDED FROM PUBLIC AREAS DUE TO THE POTENTIAL FOR MAL-USE. PLEASE REFERENCE CODE REPORT SECTION 3.9.

8. PRECAST SEATING BOWL JOINTS ARE NOT FIRE RATED EXCEPT AT ELECTRICAL ROOM A131.

9. MEZZANINE LEVEL SHALL BE FINISHED TO A "SHELL AND CORE" LEVEL OF FINISH. GYP BD. WALLS SHALL BE TAPED WITH NO TEXTURE OR PAINT

10. FURNITURE, WHERE SHOWN, IS SHOWN FOR REFERENCE ONLY; COORDINATE WITH OWNER'S VENDOR.

11. ALL GYPSUM BOARD WALLS SHALL BE PAINTED FROM FLOOR TO FINISHED CEILING OR EXPOSED STRUCTURE - CBU STANDARD INTERIOR FIELD PAINT COLOR, U.N.O.

12. ALL GYPSUM BOARD CEILINGS SHALL BE PAINTED - CBU STANDARD CEILING PAINT, U.N.O.

13. SEE DETAILS 1 AND 3 A790 FOR LAVATORY COUNTERS AT SOLID SURFACE COUNTER /UNDERMOUNT SINK LOCATIONS.

SECTOR PLAN TYPICAL NOTES

EXIT SIGNAGE

FXC — RECESSED FIRE EXTINGUISHER CABINET WITH FIRE EXTINGUISHER BOTTLE

RESTROOM TRASH RECEPTACLES: FF&E

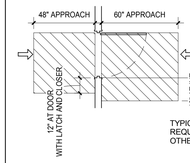

TYPICAL DOOR CLEARANCES AT ACCESSIBLE ROUTES

TYPICAL DOOR APPROACH CLEAR AREA REQUIREMENTS, [2013 CBC: 11B-404.2.4.2] - OTHER CONDITIONS PER [2013 CBC: 11B-404.2.3]

SECTOR PLAN LEGEND

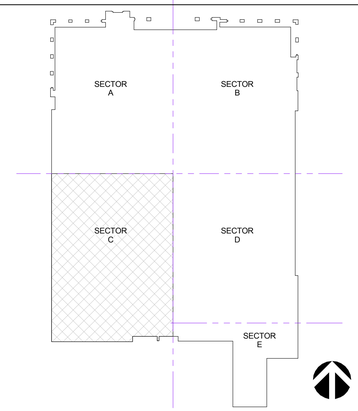

KEY PLAN SECTOR C

CALIFORNIA BAPTIST UNIVERSITY

EVENTS CENTER

8431 DIANA AVENUE, RIVERSIDE, CA

-

REVISIONS:

	DESCRIPTION	DATE
4	IDC 1	2-3-16
19	CCD #013	9-6-16
20	CCD #028	12-07-16

DATE ISSUED: 01/22/2016

SVA PROJECT NO: 2014-40129

SCALE: As indicated

SHEET NUMBER: **A111-C**

SHEET TITLE:

EVENT LEVEL - SECTOR C

3 MACARTHUR PLACE, SUITE 850 SANTA ANA, CA 92707
T 949.809.3380 WWW.SVA-ARCHITECTS.COM

THIS DOCUMENT CONTAINS INFORMATION PROPRIETARY TO SVA ARCHITECTS INC. AND IS FURNISHED IN CONFIDENCE FOR THE LIMITED PURPOSE OF EVALUATION, BIDDING OR REVIEW. THIS DOCUMENT OR ITS CONTENTS MAY NOT BE USED FOR ANY OTHER PURPOSE AND MAY NOT BE REPRODUCED OR DISCLOSED TO OTHERS WITHOUT THE PRIOR WRITTEN CONSENT OF SVA ARCHITECTS INC. ALL RIGHTS RESERVED. © COPYRIGHT 2015.

EVENT LEVEL - SECTOR C | 1/8" = 1'-0" | **A1**

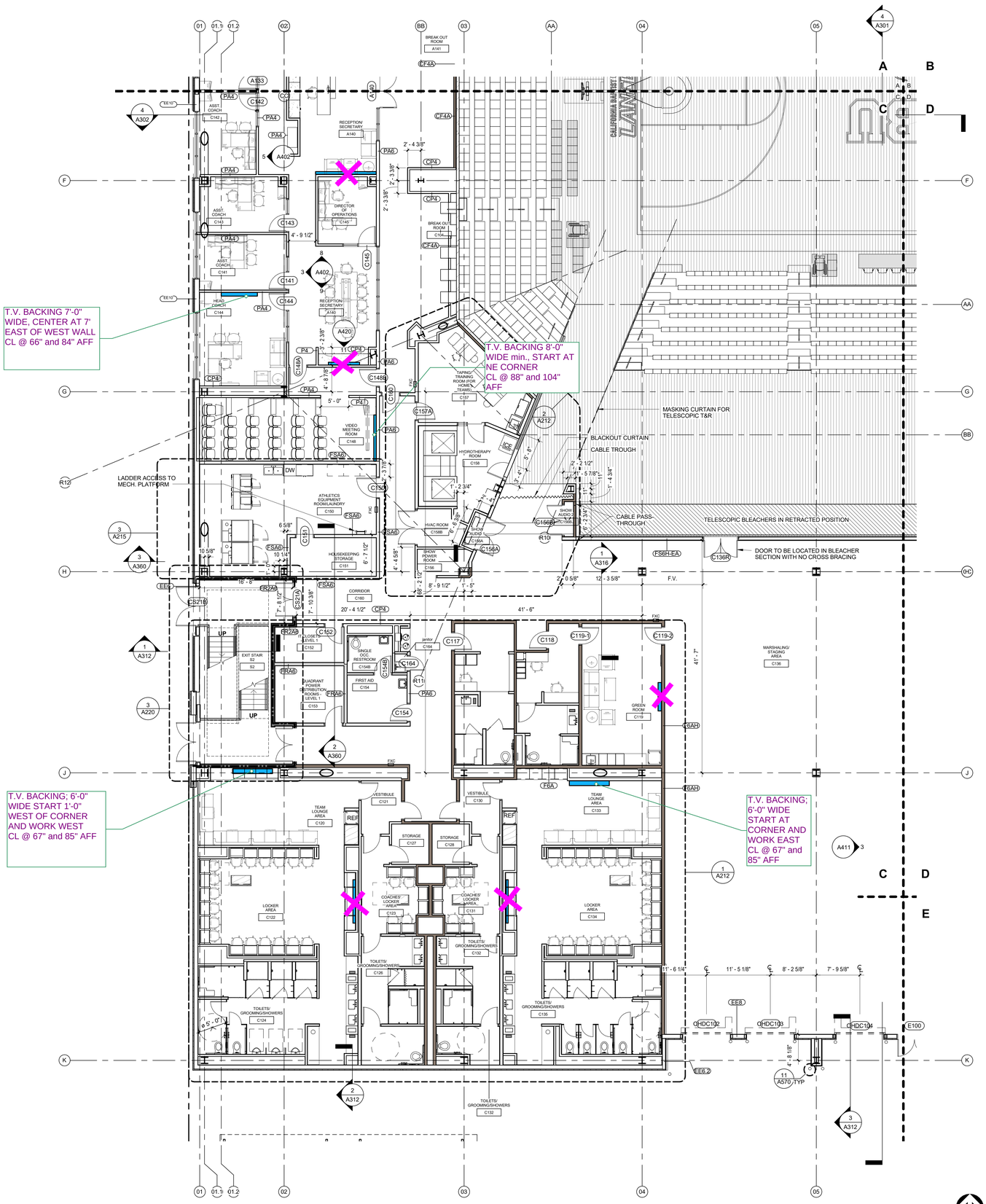

SECTOR PLAN TYPICAL NOTES

1. REFERENCE STANDARD EIFS DETAILS, A500 SERIES, FOR MISCELLANEOUS EXTERIOR WALL PENETRATIONS, ATTACHMENTS AND OTHER CONDITIONS NOT SPECIFICALLY REFERENCED.

2. SLAB OPENINGS FOR MECHANICAL SHAFTS SHALL BE COORDINATED WITH MECHANICAL SUB-CONTRACTOR'S LAYOUTS.

3. SLAB OPENINGS FOR STAIRS SHALL BE COORDINATED WITH STAIR CONTRACTOR'S APPROVED SHOP DRAWINGS.

4. SEATING BOWL PERIMETER SLAB EDGES SHALL BE COORDINATED WITH PRE-CAST CONTRACTOR'S APPROVED SHOP DRAWINGS.

5. DIMENSIONS TO EDGE OF SLAB/CURBS AND CURB WIDTHS AT GRADE LEVEL ARE DEPENDANT ON METAL STUD SIZES AND EIFS THICKNESS. DIMENSIONS TO BE COORDINATED WITH METAL STUD CONTRACTOR PRIOR TO FIELD LAYOUT.

6. FIRE PROOFING: FIRE PROOFING PER CBC TABLE 601 TYPE 1 B CONSTRUCTION

PRIMARY STRUCTURAL FRAME: 2 HOURS
FLOOR CONSTRUCTION AND ASSOCIATED SECONDARY MEMBERS: 2 HOURS
ROOF CONSTRUCTION AND ASSOCIATED SECONDARY MEMBERS: 1 HOUR ^b

A. 2-HR RATED FIRE PROOFING IS REQUIRED AT ALL STRUCTURAL COLUMNS AND FLOOR FRAMING BEAMS. FIRE PROOFING SHALL BE SPRAY APPLIED U.N.O.. SEE **SHEET A710** FOR ASSEMBLIES.

B. TYPICAL ROOF STRUCTURAL FRAMING AND DECK SHALL BE FIRE PROTECTED PER DETAILS ON **SHEET A710.**

C. SEE SHEET **A140.1** FOR FIRE PROOFING BOUNDARIES AT HIGH ROOF OVER SEATING BOWL. FIRE PROOFING DETAILS PER **SHEET A710**. FIRE PROOFING PER CBC TABLE 601 FOOTNOTE b WITH PROPOSED EQUIVALENT COVERAGE AS APPROVED BY AHJ.

D. PRECAST CONCRETE STADIA "GRANDSTANDS" AND JOINT SEALANTS ARE NOT RATED UNLESS NOTED OTHERWISE. PLEASE REFERENCE CODE REPORT SECTION 3.2.1.

7. FIRE EXTINGUISHERS ARE EXCLUDED FROM PUBLIC AREAS DUE TO THE POTENTIAL FOR MAL-USE. PLEASE REFERENCE CODE REPORT SECTION 3.9.

8. PRECAST SEATING BOWL JOINTS ARE NOT FIRE RATED EXCEPT AT ELECTRICAL ROOM A131.

9. MEZZANINE LEVEL SHALL BE FINISHED TO A "SHELL AND CORE" LEVEL OF FINISH. GYP BD. WALLS SHALL BE TAPED WITH NO TEXTURE OR PAINT

10. FURNITURE, WHERE SHOWN, IS SHOWN FOR REFERENCE ONLY; COORDINATE WITH OWNER'S VENDOR.

11. ALL GYPSUM BOARD WALLS SHALL BE PAINTED FROM FLOOR TO FINISHED CEILING OR EXPOSED STRUCTURE - CBU STANDARD INTERIOR FIELD PAINT COLOR, U.N.O.

12. ALL GYPSUM BOARD CEILINGS SHALL BE PAINTED - CBU STANDARD CEILING PAINT, U.N.O.

13. SEE DETAILS 1 AND 3 A790 FOR LAVATORY COUNTERS AT SOLID SURFACE COUNTER /UNDERMOUNT SINK LOCATIONS.

SECTOR PLAN TYPICAL NOTES

SECTOR PLAN LEGEND

KEY PLAN SECTOR C

CALIFORNIA BAPTIST UNIVERSITY

EVENTS CENTER

8431 DIANA AVENUE, RIVERSIDE, CA

-

REVISIONS:

	DESCRIPTION	DATE
4	IDC 1	2-3-16
19	CCD #013	9-6-16

DATE ISSUED: 09/20/2016

SVA PROJECT NO: 2014-40129

SCALE: As indicated

SHEET NUMBER: **A111-C**

SHEET TITLE:

EVENT LEVEL - SECTOR C

3 MACARTHUR PLACE, SUITE 850 SANTA ANA, CA 92707
T 949.809.3380 WWW.SVA-ARCHITECTS.COM

THIS DOCUMENT CONTAINS INFORMATION PROPRIETARY TO SVA ARCHITECTS INC. AND IS FURNISHED IN CONFIDENCE FOR THE LIMITED PURPOSE OF EVALUATION, BIDDING OR REVIEW. THIS DOCUMENT OR ITS CONTENTS MAY NOT BE USED FOR ANY OTHER PURPOSE AND MAY NOT BE REPRODUCED OR DISCLOSED TO OTHERS WITHOUT THE PRIOR WRITTEN CONSENT OF SVA ARCHITECTS INC. ALL RIGHTS RESERVED. © COPYRIGHT 2015.

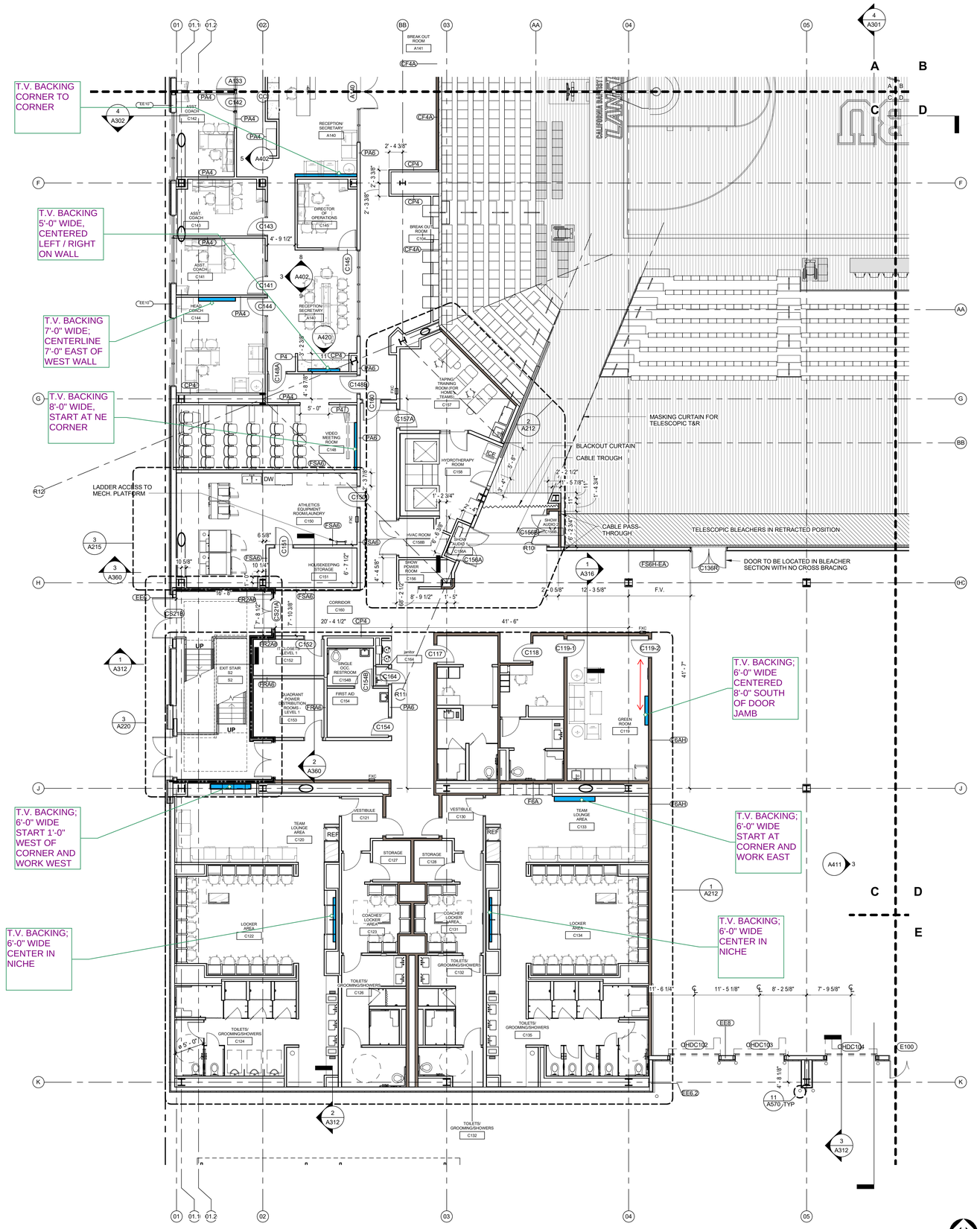

SECTOR PLAN TYPICAL NOTES

1. REFERENCE STANDARD EIFS DETAILS, A500 SERIES, FOR MISCELLANEOUS EXTERIOR WALL PENETRATIONS, ATTACHMENTS AND OTHER CONDITIONS NOT SPECIFICALLY REFERENCED.

2. SLAB OPENINGS FOR MECHANICAL SHAFTS SHALL BE COORDINATED WITH MECHANICAL SUB-CONTRACTOR'S LAYOUTS.

3. SLAB OPENINGS FOR STAIRS SHALL BE COORDINATED WITH STAIR CONTRACTOR'S APPROVED SHOP DRAWINGS.

4. SEATING BOWL PERIMETER SLAB EDGES SHALL BE COORDINATED WITH PRE-CAST CONTRACTOR'S APPROVED SHOP DRAWINGS.

5. DIMENSIONS TO EDGE OF SLAB/CURBS AND CURB WIDTHS AT GRADE LEVEL ARE DEPENDANT ON METAL STUD SIZES AND EIFS THICKNESS. DIMENSIONS TO BE COORDINATED WITH METAL STUD CONTRACTOR PRIOR TO FIELD LAYOUT.

6. FIRE PROOFING: FIRE PROOFING PER CBC TABLE 601 TYPE 1 B CONSTRUCTION

PRIMARY STRUCTURAL FRAME: 2 HOURS
FLOOR CONSTRUCTION AND ASSOCIATED SECONDARY MEMBERS: 2 HOURS
ROOF CONSTRUCTION AND ASSOCIATED SECONDARY MEMBERS: 1 HOUR ^b

A. 2-HR RATED FIRE PROOFING IS REQUIRED AT ALL STRUCTURAL COLUMNS AND FLOOR FRAMING BEAMS. FIRE PROOFING SHALL BE SPRAY APPLIED U.N.O.. SEE **SHEET A710** FOR ASSEMBLIES.

B. TYPICAL ROOF STRUCTURAL FRAMING AND DECK SHALL BE FIRE PROTECTED PER DETAILS ON **SHEET A710.**

C. SEE SHEET **A140.1** FOR FIRE PROOFING BOUNDARIES AT HIGH ROOF OVER SEATING BOWL. FIRE PROOFING DETAILS PER **SHEET A710**. FIRE PROOFING PER CBC TABLE 601 FOOTNOTE b WITH PROPOSED EQUIVALENT COVERAGE AS APPROVED BY AHJ.

D. PRECAST CONCRETE STADIA "GRANDSTANDS" AND JOINT SEALANTS ARE NOT RATED UNLESS NOTED OTHERWISE. PLEASE REFERENCE CODE REPORT SECTION 3.2.1.

7. FIRE EXTINGUISHERS ARE EXCLUDED FROM PUBLIC AREAS DUE TO THE POTENTIAL FOR MAL-USE. PLEASE REFERENCE CODE REPORT SECTION 3.9.

8. PRECAST SEATING BOWL JOINTS ARE NOT FIRE RATED EXCEPT AT ELECTRICAL ROOM A131.

9. MEZZANINE LEVEL SHALL BE FINISHED TO A "SHELL AND CORE" LEVEL OF FINISH. GYP BD. WALLS SHALL BE TAPED WITH NO TEXTURE OR PAINT

10. FURNITURE, WHERE SHOWN, IS SHOWN FOR REFERENCE ONLY; COORDINATE WITH OWNER'S VENDOR.

11. ALL GYPSUM BOARD WALLS SHALL BE PAINTED FROM FLOOR TO FINISHED CEILING OR EXPOSED STRUCTURE - CBU STANDARD INTERIOR FIELD PAINT COLOR, U.N.O.

12. ALL GYPSUM BOARD CEILINGS SHALL BE PAINTED - CBU STANDARD CEILING PAINT, U.N.O.

13. SEE DETAILS 1 AND 3 A790 FOR LAVATORY COUNTERS AT SOLID SURFACE COUNTER /UNDERMOUNT SINK LOCATIONS.

SECTOR PLAN TYPICAL NOTES

EXIT SIGNAGE

FXC — RECESSED FIRE EXTINGUISHER CABINET WITH FIRE EXTINGUISHER BOTTLE

RESTROOM TRASH RECEPTACLES: FF&E

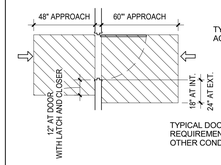

TYPICAL DOOR CLEARANCES AT ACCESSIBLE ROUTES

TYPICAL DOOR APPROACH CLEAR AREA REQUIREMENTS. [2013 CBC: 11B-404.2.4.2] - OTHER CONDITIONS PER [2013 CBC: 11B-404.2.3]

SECTOR PLAN LEGEND

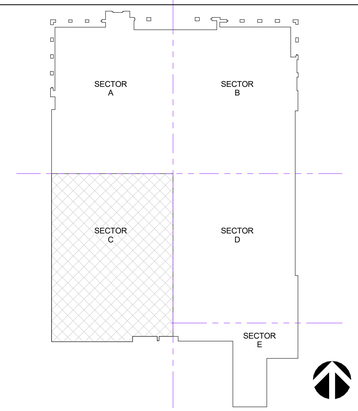

KEY PLAN SECTOR C

CALIFORNIA BAPTIST UNIVERSITY

EVENTS CENTER

8431 DIANA AVENUE, RIVERSIDE, CA

-

REVISIONS:

	DESCRIPTION	DATE
4	IDC 1	2-3-16
19	CCD #013	9-6-16

DATE ISSUED: 09/20/2016

SVA PROJECT NO: 2014-40129

SCALE: As indicated

SHEET NUMBER: **A111-C**

SHEET TITLE:

EVENT LEVEL - SECTOR C

3 MACARTHUR PLACE, SUITE 850 SANTA ANA, CA 92707
T 949.809.3380 WWW.SVA-ARCHITECTS.COM

THIS DOCUMENT CONTAINS INFORMATION PROPRIETARY TO SVA ARCHITECTS INC. AND IS FURNISHED IN CONFIDENCE FOR THE LIMITED PURPOSE OF EVALUATION, BIDDING OR REVIEW. THIS DOCUMENT OR ITS CONTENTS MAY NOT BE USED FOR ANY OTHER PURPOSE AND MAY NOT BE REPRODUCED OR DISCLOSED TO OTHERS WITHOUT THE PRIOR WRITTEN CONSENT OF SVA ARCHITECTS INC. ALL RIGHTS RESERVED. © COPYRIGHT 2015.

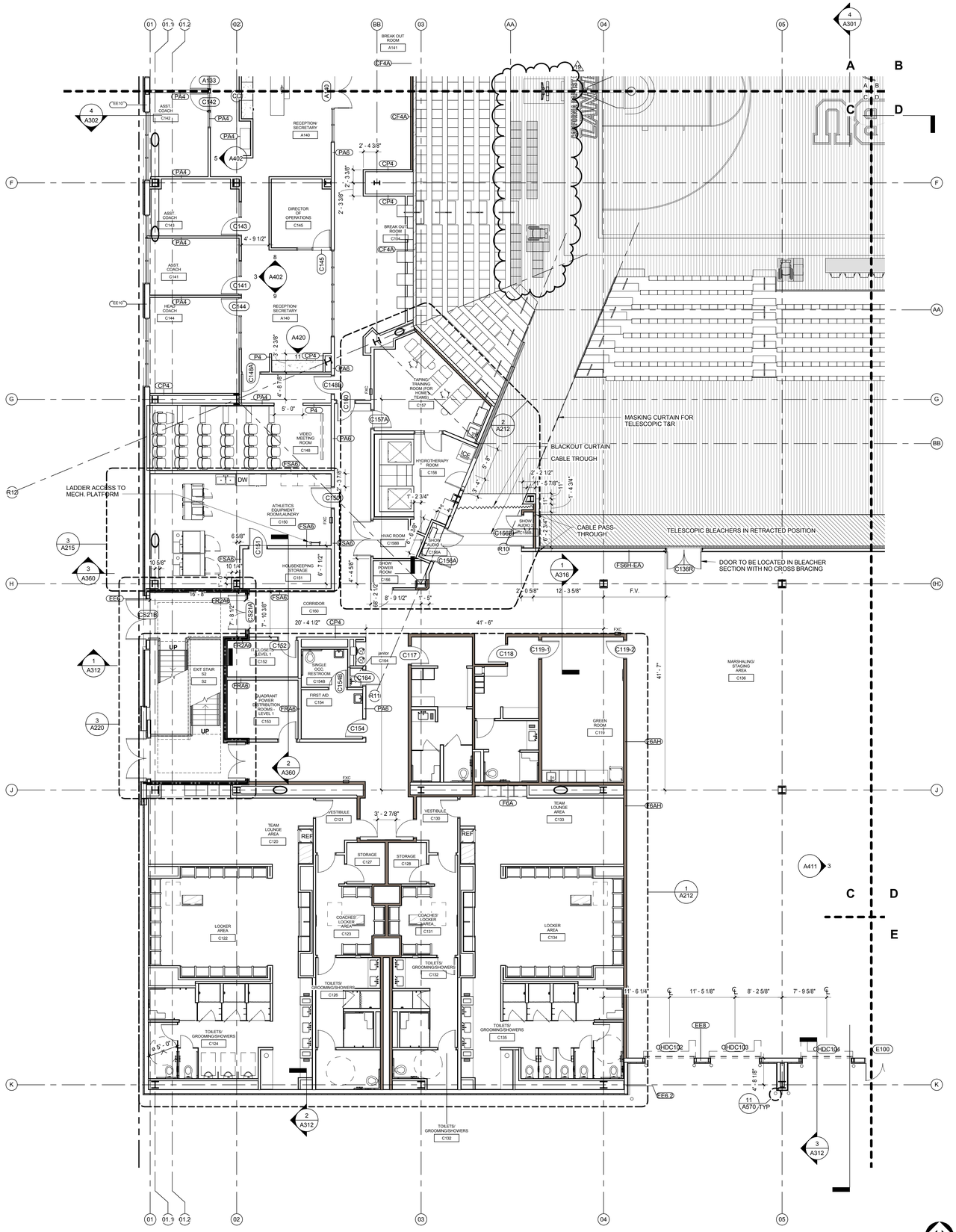

SECTOR PLAN TYPICAL NOTES

1. REFERENCE STANDARD EIFS DETAILS, A500 SERIES, FOR MISCELLANEOUS EXTERIOR WALL PENETRATIONS, ATTACHMENTS AND OTHER CONDITIONS NOT SPECIFICALLY REFERENCED.

2. SLAB OPENINGS FOR MECHANICAL SHAFTS SHALL BE COORDINATED WITH MECHANICAL SUB-CONTRACTOR'S LAYOUTS.

3. SLAB OPENINGS FOR STAIRS SHALL BE COORDINATED WITH STAIR CONTRACTOR'S APPROVED SHOP DRAWINGS.

4. SEATING BOWL PERIMETER SLAB EDGES SHALL BE COORDINATED WITH PRE-CAST CONTRACTOR'S APPROVED SHOP DRAWINGS.

5. DIMENSIONS TO EDGE OF SLAB/CURBS AND CURB WIDTHS AT GRADE LEVEL ARE DEPENDANT ON METAL STUD SIZES AND EIFS THICKNESS. DIMENSIONS TO BE COORDINATED WITH METAL STUD CONTRACTOR PRIOR TO FIELD LAYOUT.

6. FIRE PROOFING: FIRE PROOFING PER CBC TABLE 601 TYPE 1 B CONSTRUCTION

PRIMARY STRUCTURAL FRAME: 2 HOURS
FLOOR CONSTRUCTION AND ASSOCIATED SECONDARY MEMBERS: 2 HOURS
ROOF CONSTRUCTION AND ASSOCIATED SECONDARY MEMBERS: 1 HOUR ^b

A. 2-HR RATED FIRE PROOFING IS REQUIRED AT ALL STRUCTURAL COLUMNS AND FLOOR FRAMING BEAMS. FIRE PROOFING SHALL BE SPRAY APPLIED U.N.O.. SEE **SHEET A710** FOR ASSEMBLIES.

B. TYPICAL ROOF STRUCTURAL FRAMING AND DECK SHALL BE FIRE PROTECTED PER DETAILS ON **SHEET A710.**

C. SEE SHEET **A140.1** FOR FIRE PROOFING BOUNDARIES AT HIGH ROOF OVER SEATING BOWL. FIRE PROOFING DETAILS PER **SHEET A710**. FIRE PROOFING PER CBC TABLE 601 FOOTNOTE b WITH PROPOSED EQUIVALENT COVERAGE AS APPROVED BY AHJ.

D. PRECAST CONCRETE STADIA "GRANDSTANDS" AND JOINT SEALANTS ARE NOT RATED UNLESS NOTED OTHERWISE. PLEASE REFERENCE CODE REPORT SECTION 3.2.1.

7. FIRE EXTINGUISHERS ARE EXCLUDED FROM PUBLIC AREAS DUE TO THE POTENTIAL FOR MAL-USE. PLEASE REFERENCE CODE REPORT SECTION 3.9.

8. PRECAST SEATING BOWL JOINTS ARE NOT FIRE RATED EXCEPT AT ELECTRICAL ROOM A131.

9. MEZZANINE LEVEL SHALL BE FINISHED TO A "SHELL AND CORE" LEVEL OF FINISH. GYP BD. WALLS SHALL BE TAPED WITH NO TEXTURE OR PAINT

10. FURNITURE, WHERE SHOWN, IS SHOWN FOR REFERENCE ONLY; COORDINATE WITH OWNER'S VENDOR.

11. ALL GYPSUM BOARD WALLS SHALL BE PAINTED FROM FLOOR TO FINISHED CEILING OR EXPOSED STRUCTURE - CBU STANDARD INTERIOR FIELD PAINT COLOR, U.N.O.

12. ALL GYPSUM BOARD CEILINGS SHALL BE PAINTED - CBU STANDARD CEILING PAINT, U.N.O.

13. SEE DETAILS 1 AND 3 A790 FOR LAVATORY COUNTERS AT SOLID SURFACE COUNTER /UNDERMOUNT SINK LOCATIONS.

SECTOR PLAN TYPICAL NOTES

EXIT SIGNAGE

FXC — RECESSED FIRE EXTINGUISHER CABINET WITH FIRE EXTINGUISHER BOTTLE

RESTROOM TRASH RECEPTACLES: FF&E

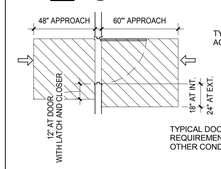

TYPICAL DOOR CLEARANCES AT ACCESSIBLE ROUTES

TYPICAL DOOR APPROACH CLEAR AREA REQUIREMENTS, [2013 CBC: 11B-404.2.4.2] - OTHER CONDITIONS PER [2013 CBC: 11B-404.2.3]

SECTOR PLAN LEGEND

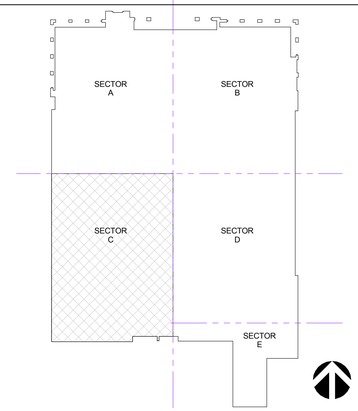

KEY PLAN SECTOR C

CALIFORNIA BAPTIST UNIVERSITY

EVENTS CENTER

8431 DIANA AVENUE, RIVERSIDE, CA

-

REVISIONS:

	DESCRIPTION	DATE
4	IDC 1	2-3-16
19	CCD #013	9-6-16

DATE ISSUED: 01/22/2016

SVA PROJECT NO: 2014-40129

SCALE: As indicated

SHEET NUMBER: **A111-C**

SHEET TITLE:

EVENT LEVEL - SECTOR C

3 MACARTHUR PLACE, SUITE 850 SANTA ANA, CA 92707
T 949.809.3380 WWW.SVA-ARCHITECTS.COM

THIS DOCUMENT CONTAINS INFORMATION PROPRIETARY TO SVA ARCHITECTS INC. AND IS FURNISHED IN CONFIDENCE FOR THE LIMITED PURPOSE OF EVALUATION, BIDDING OR REVIEW. THIS DOCUMENT OR ITS CONTENTS MAY NOT BE USED FOR ANY OTHER PURPOSE AND MAY NOT BE REPRODUCED OR DISCLOSED TO OTHERS WITHOUT THE PRIOR WRITTEN CONSENT OF SVA ARCHITECTS INC. ALL RIGHTS RESERVED. © COPYRIGHT 2015.

EVENT LEVEL - SECTOR C | 1/8" = 1'-0" | **A1**

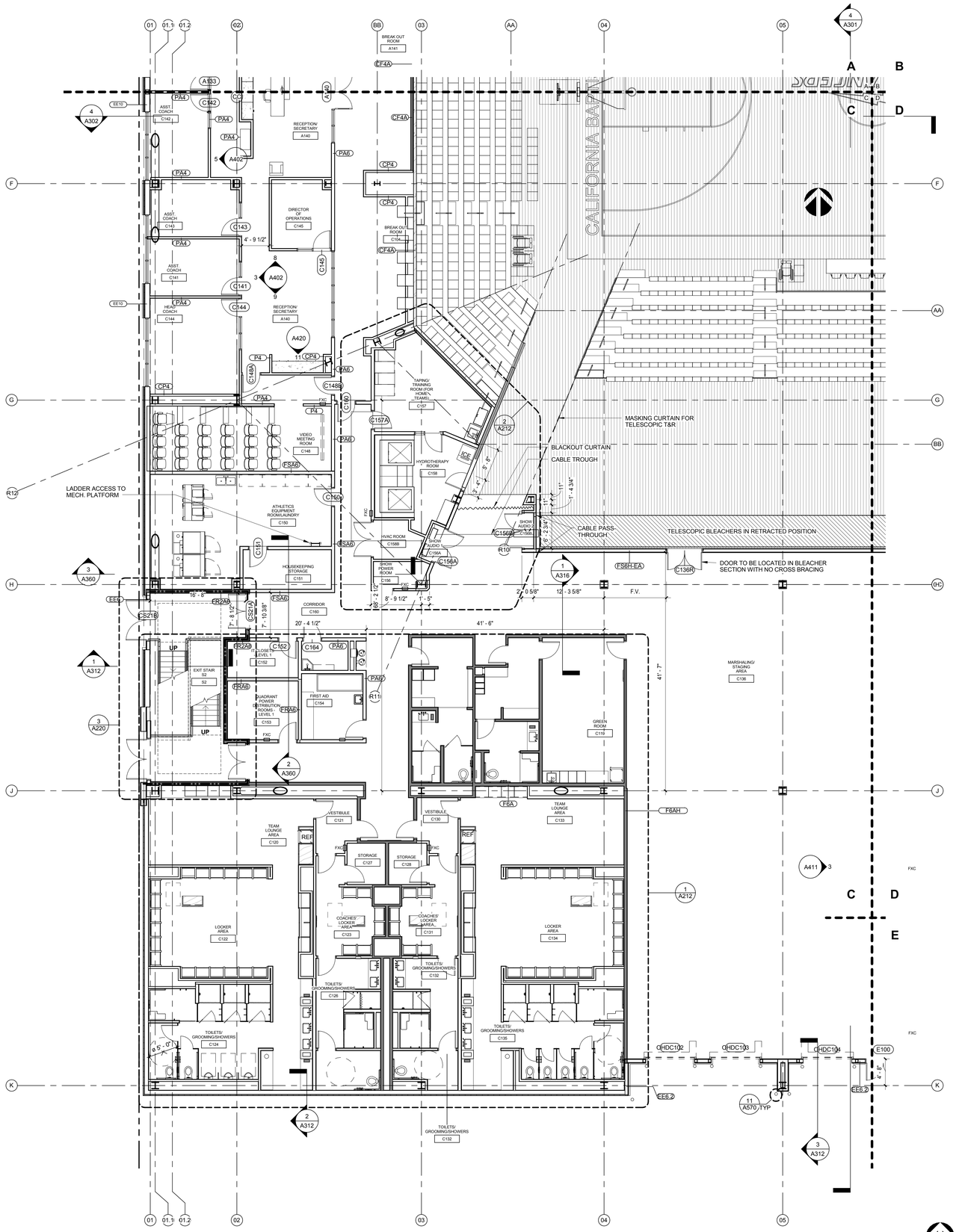

SECTOR PLAN TYPICAL NOTES

1. REFERENCE STANDARD EIFS DETAILS, A500 SERIES, FOR MISCELLANEOUS EXTERIOR WALL PENETRATIONS, ATTACHMENTS AND OTHER CONDITIONS NOT SPECIFICALLY REFERENCED.

2. SLAB OPENINGS FOR MECHANICAL SHAFTS SHALL BE COORDINATED WITH MECHANICAL SUB-CONTRACTOR'S LAYOUTS.

3. SLAB OPENINGS FOR STAIRS SHALL BE COORDINATED WITH STAIR CONTRACTOR'S APPROVED SHOP DRAWINGS.

4. SEATING BOWL PERIMETER SLAB EDGES SHALL BE COORDINATED WITH PRE-CAST CONTRACTOR'S APPROVED SHOP DRAWINGS.

5. DIMENSIONS TO EDGE OF SLAB/CURBS AND CURB WIDTHS AT GRADE LEVEL ARE DEPENDANT ON METAL STUD SIZES AND EIFS THICKNESS. DIMENSIONS TO BE COORDINATED WITH METAL STUD CONTRACTOR PRIOR TO FIELD LAYOUT.

6. FIRE PROOFING: FIRE PROOFING PER CBC TABLE 601 TYPE 1 B CONSTRUCTION

PRIMARY STRUCTURAL FRAME: 2 HOURS
FLOOR CONSTRUCTION AND ASSOCIATED SECONDARY MEMBERS: 2 HOURS
ROOF CONSTRUCTION AND ASSOCIATED SECONDARY MEMBERS: 1 HOUR ^b

A. 2-HR RATED FIRE PROOFING IS REQUIRED AT ALL STRUCTURAL COLUMNS AND FLOOR FRAMING BEAMS. FIRE PROOFING SHALL BE SPRAY APPLIED U.N.O.. SEE **SHEET A710** FOR ASSEMBLIES.

B. TYPICAL ROOF STRUCTURAL FRAMING AND DECK SHALL BE FIRE PROTECTED PER DETAILS ON **SHEET A710.**

C. SEE SHEET **A140.1** FOR FIRE PROOFING BOUNDARIES AT HIGH ROOF OVER SEATING BOWL. FIRE PROOFING DETAILS PER **SHEET A710**. FIRE PROOFING PER CBC TABLE 601 FOOTNOTE b WITH PROPOSED EQUIVALENT COVERAGE AS APPROVED BY AHJ.

D. PRECAST CONCRETE STADIA "GRANDSTANDS" AND JOINT SEALANTS ARE NOT RATED UNLESS NOTED OTHERWISE. PLEASE REFERENCE CODE REPORT SECTION 3.2.1.

7. FIRE EXTINGUISHERS ARE EXCLUDED FROM PUBLIC AREAS DUE TO THE POTENTIAL FOR MAL-USE. PLEASE REFERENCE CODE REPORT SECTION 3.9.

8. PRECAST SEATING BOWL JOINTS ARE NOT FIRE RATED EXCEPT AT ELECTRICAL ROOM A131.

9. MEZZANINE LEVEL SHALL BE FINISHED TO A "SHELL AND CORE" LEVEL OF FINISH. GYP BD. WALLS SHALL BE TAPED WITH NO TEXTURE OR PAINT

10. FURNITURE, WHERE SHOWN, IS SHOWN FOR REFERENCE ONLY; COORDINATE WITH OWNER'S VENDOR.

11. ALL GYPSUM BOARD WALLS SHALL BE PAINTED FROM FLOOR TO FINISHED CEILING OR EXPOSED STRUCTURE - CBU STANDARD INTERIOR FIELD PAINT COLOR, U.N.O.

12. ALL GYPSUM BOARD CEILINGS SHALL BE PAINTED - CBU STANDARD CEILING PAINT, U.N.O.

13. SEE DETAILS 1 AND 3 A790 FOR LAVATORY COUNTERS AT SOLID SURFACE COUNTER /UNDERMOUNT SINK LOCATIONS.

SECTOR PLAN TYPICAL NOTES

EXIT SIGNAGE

FXC — RECESSED FIRE EXTINGUISHER CABINET WITH FIRE EXTINGUISHER BOTTLE

RESTROOM TRASH RECEPTACLES: FF&E

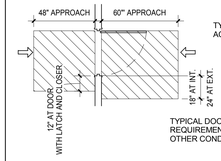

TYPICAL DOOR CLEARANCES AT ACCESSIBLE ROUTES

TYPICAL DOOR APPROACH CLEAR AREA REQUIREMENTS, [2013 CBC: 11B-404.2.4.2] - OTHER CONDITIONS PER [2013 CBC: 11B-404.2.3]

SECTOR PLAN LEGEND

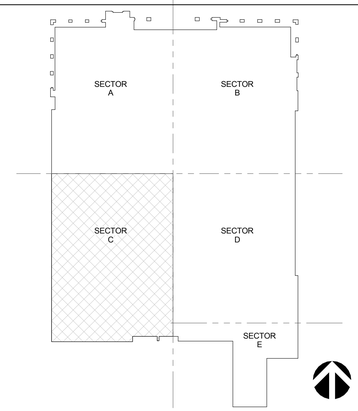

KEY PLAN SECTOR C

CALIFORNIA BAPTIST UNIVERSITY

EVENTS CENTER

8431 DIANA AVENUE, RIVERSIDE, CA

ISSUE FOR CONSTRUCTION 01-22-2016

REVISIONS:

	DESCRIPTION	DATE

DATE ISSUED: 01/22/2016

SVA PROJECT NO: 2014-40129

SCALE: As indicated

SHEET NUMBER: **A111-C**

SHEET TITLE:

EVENT LEVEL - SECTOR C

h+k SVA ARCHITECTS

3 MACARTHUR PLACE, SUITE 850 SANTA ANA, CA 92707

T 949.809.3380 WWW.SVA-ARCHITECTS.COM

THIS DOCUMENT CONTAINS INFORMATION PROPRIETARY TO SVA ARCHITECTS INC. AND IS FURNISHED IN CONFIDENCE FOR THE LIMITED PURPOSE OF EVALUATION, BIDDING OR REVIEW. THIS DOCUMENT OR ITS CONTENTS MAY NOT BE USED FOR ANY OTHER PURPOSE AND MAY NOT BE REPRODUCED OR DISCLOSED TO OTHERS WITHOUT THE PRIOR WRITTEN CONSENT OF SVA ARCHITECTS INC. ALL RIGHTS RESERVED. © COPYRIGHT 2015.

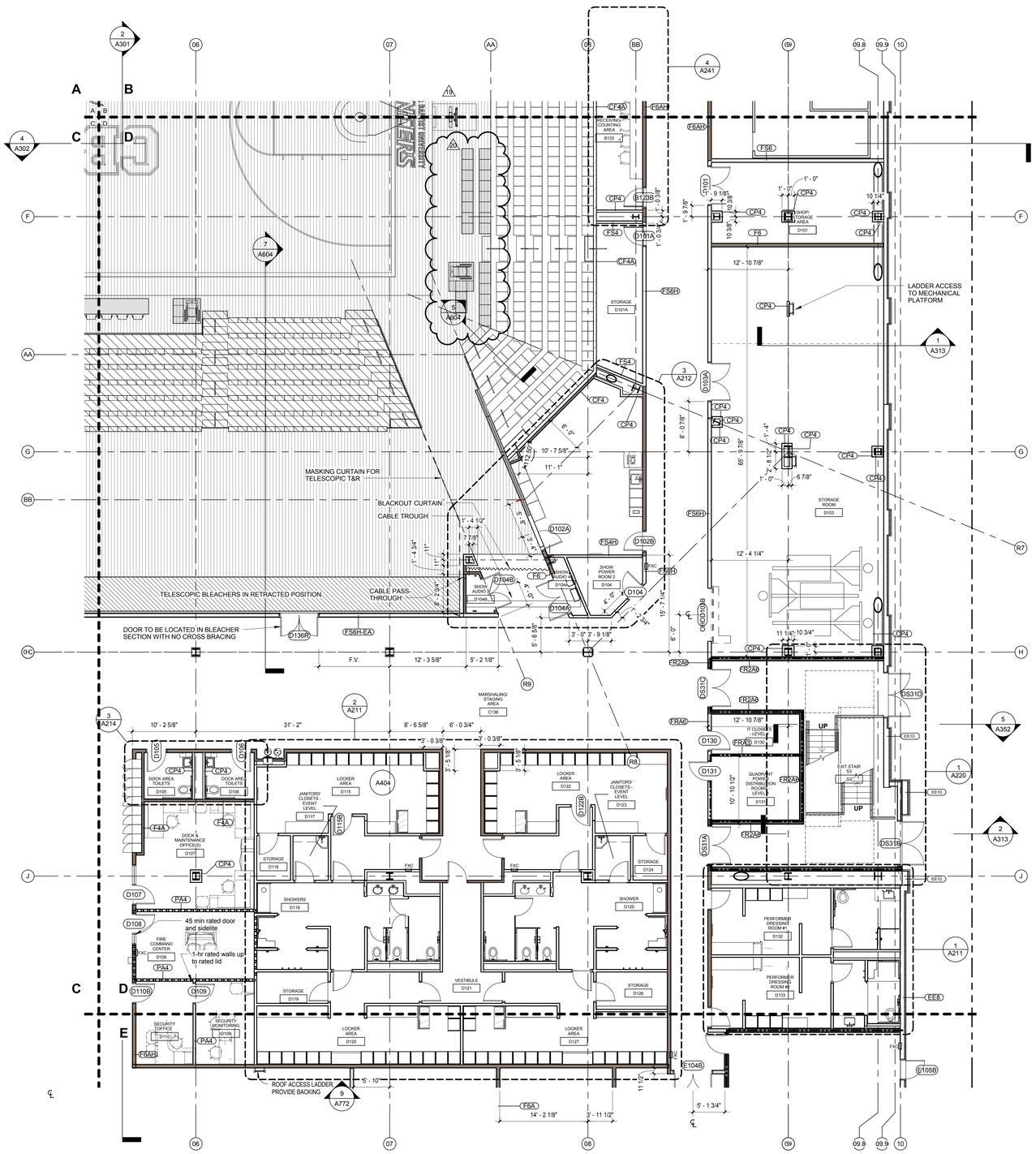

SECTOR PLAN TYPICAL NOTES

1. REFERENCE STANDARD EIFS DETAILS, A500 SERIES, FOR MISCELLANEOUS EXTERIOR WALL PENETRATIONS, ATTACHMENTS AND OTHER CONDITIONS NOT SPECIFICALLY REFERENCED.

2. SLAB OPENINGS FOR MECHANICAL SHAFTS SHALL BE COORDINATED WITH MECHANICAL SUB-CONTRACTOR'S LAYOUTS.

3. SLAB OPENINGS FOR STAIRS SHALL BE COORDINATED WITH STAIR CONTRACTOR'S APPROVED SHOP DRAWINGS.

4. SEATING BOWL PERIMETER SLAB EDGES SHALL BE COORDINATED WITH PRE-CAST CONTRACTOR'S APPROVED SHOP DRAWINGS.

5. DIMENSIONS TO EDGE OF SLAB/CURBS AND CURB WIDTHS AT GRADE LEVEL ARE DEPENDANT ON METAL STUD SIZES AND EIFS THICKNESS. DIMENSIONS TO BE COORDINATED WITH METAL STUD CONTRACTOR PRIOR TO FIELD LAYOUT.

6. FIRE PROOFING: FIRE PROOFING PER CBC TABLE 601 TYPE 1 B CONSTRUCTION

PRIMARY STRUCTURAL FRAME: 2 HOURS
FLOOR CONSTRUCTION AND ASSOCIATED SECONDARY MEMBERS: 2 HOURS
ROOF CONSTRUCTION AND ASSOCIATED SECONDARY MEMBERS: 1 HOUR ^b

A. 2-HR RATED FIRE PROOFING IS REQUIRED AT ALL STRUCTURAL COLUMNS AND FLOOR FRAMING BEAMS. FIRE PROOFING SHALL BE SPRAY APPLIED U.N.O.. SEE **SHEET A710** FOR ASSEMBLIES.

B. TYPICAL ROOF STRUCTURAL FRAMING AND DECK SHALL BE FIRE PROTECTED PER DETAILS ON **SHEET A710.**

C. SEE SHEET **A140.1** FOR FIRE PROOFING BOUNDARIES AT HIGH ROOF OVER SEATING BOWL. FIRE PROOFING DETAILS PER **SHEET A710**. FIRE PROOFING PER CBC TABLE 601 FOOTNOTE b WITH PROPOSED EQUIVALENT COVERAGE AS APPROVED BY AHJ.

D. PRECAST CONCRETE STADIA "GRANDSTANDS" AND JOINT SEALANTS ARE NOT RATED UNLESS NOTED OTHERWISE. PLEASE REFERENCE CODE REPORT SECTION 3.2.1.

7. FIRE EXTINGUISHERS ARE EXCLUDED FROM PUBLIC AREAS DUE TO THE POTENTIAL FOR MAL-USE. PLEASE REFERENCE CODE REPORT SECTION 3.9.

8. PRECAST SEATING BOWL JOINTS ARE NOT FIRE RATED EXCEPT AT ELECTRICAL ROOM A131.

9. MEZZANINE LEVEL SHALL BE FINISHED TO A "SHELL AND CORE" LEVEL OF FINISH. GYP BD. WALLS SHALL BE TAPED WITH NO TEXTURE OR PAINT

10. FURNITURE, WHERE SHOWN, IS SHOWN FOR REFERENCE ONLY; COORDINATE WITH OWNER'S VENDOR.

11. ALL GYPSUM BOARD WALLS SHALL BE PAINTED FROM FLOOR TO FINISHED CEILING OR EXPOSED STRUCTURE - CBU STANDARD INTERIOR FIELD PAINT COLOR, U.N.O.

12. ALL GYPSUM BOARD CEILINGS SHALL BE PAINTED - CBU STANDARD CEILING PAINT, U.N.O.

13. SEE DETAILS 1 AND 3 A790 FOR LAVATORY COUNTERS AT SOLID SURFACE COUNTER /UNDERMOUNT SINK LOCATIONS.

SECTOR PLAN TYPICAL NOTES

EXIT SIGNAGE

FXC — RECESSED FIRE EXTINGUISHER CABINET WITH FIRE EXTINGUISHER BOTTLE

RESTROOM TRASH RECEPTACLES: FF&E

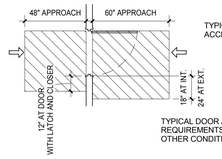

TYPICAL DOOR APPROACH CLEAR AREA REQUIREMENTS, [2013 CBC: 11B-404.2.4.2] - OTHER CONDITIONS PER [2013 CBC: 11B-404.2.3]

SECTOR PLAN LEGEND

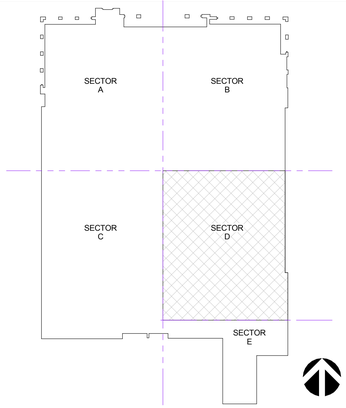

KEY PLAN SECTOR D

EVENT LEVEL - SECTOR D | 1/8" = 1'-0" | **A1**

CALIFORNIA BAPTIST UNIVERSITY

EVENTS CENTER

8431 DIANA AVENUE, RIVERSIDE, CA

-

REVISIONS:

	DESCRIPTION	DATE
19	CCD #013	9-6-16
20	CCD #028	12-07-16

DATE ISSUED: 01/22/2016

SVA PROJECT NO: 2014-40129

SCALE: As indicated

SHEET NUMBER: A111-D

SHEET TITLE:

EVENT LEVEL - SECTOR D

ARCHITECTS

3 MACARTHUR PLACE, SUITE 850 SANTA ANA, CA 92707
T 949.809.3380 WWW.SVA-ARCHITECTS.COM

THIS DOCUMENT CONTAINS INFORMATION PROPRIETARY TO SVA ARCHITECTS INC. AND IS FURNISHED IN CONFIDENCE FOR THE LIMITED PURPOSE OF EVALUATION, BIDDING OR REVIEW. THIS DOCUMENT OR ITS CONTENTS MAY NOT BE USED FOR ANY OTHER PURPOSE AND MAY NOT BE REPRODUCED OR DISCLOSED TO OTHERS WITHOUT THE PRIOR WRITTEN CONSENT OF SVA ARCHITECTS INC. ALL RIGHTS RESERVED. © COPYRIGHT 2015.

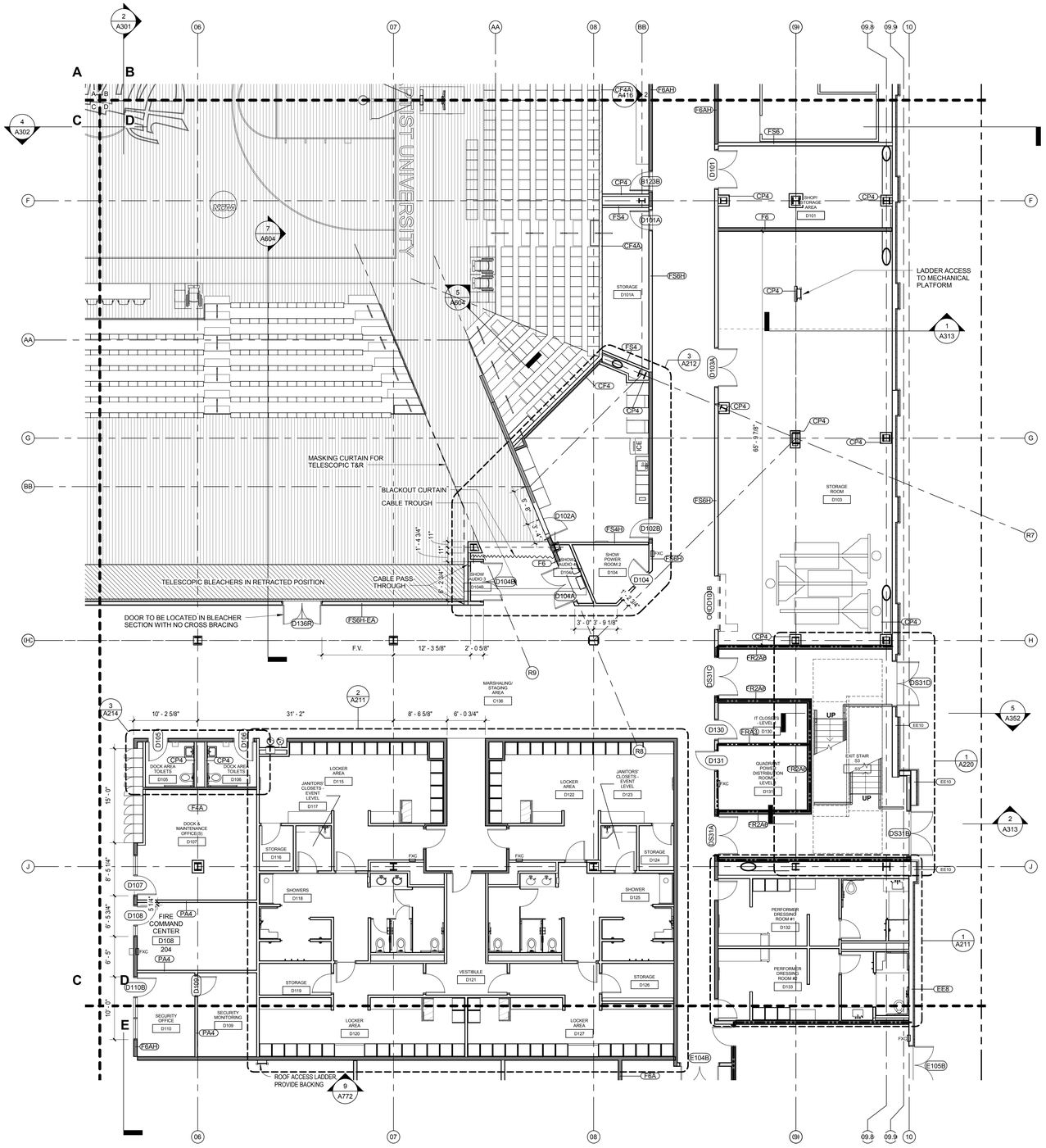

SECTOR PLAN TYPICAL NOTES

1. REFERENCE STANDARD EIFS DETAILS, A500 SERIES, FOR MISCELLANEOUS EXTERIOR WALL PENETRATIONS, ATTACHMENTS AND OTHER CONDITIONS NOT SPECIFICALLY REFERENCED.

2. SLAB OPENINGS FOR MECHANICAL SHAFTS SHALL BE COORDINATED WITH MECHANICAL SUB-CONTRACTOR'S LAYOUTS.

3. SLAB OPENINGS FOR STAIRS SHALL BE COORDINATED WITH STAIR CONTRACTOR'S APPROVED SHOP DRAWINGS.

4. SEATING BOWL PERIMETER SLAB EDGES SHALL BE COORDINATED WITH PRE-CAST CONTRACTOR'S APPROVED SHOP DRAWINGS.

5. DIMENSIONS TO EDGE OF SLAB/CURBS AND CURB WIDTHS AT GRADE LEVEL ARE DEPENDANT ON METAL STUD SIZES AND EIFS THICKNESS. DIMENSIONS TO BE COORDINATED WITH METAL STUD CONTRACTOR PRIOR TO FIELD LAYOUT.

6. FIRE PROOFING: FIRE PROOFING PER CBC TABLE 601 TYPE 1 B CONSTRUCTION

PRIMARY STRUCTURAL FRAME: 2 HOURS
FLOOR CONSTRUCTION AND ASSOCIATED SECONDARY MEMBERS: 2 HOURS
ROOF CONSTRUCTION AND ASSOCIATED SECONDARY MEMBERS: 1 HOUR ^b

A. 2-HR RATED FIRE PROOFING IS REQUIRED AT ALL STRUCTURAL COLUMNS AND FLOOR FRAMING BEAMS. FIRE PROOFING SHALL BE SPRAY APPLIED U.N.O.. SEE **SHEET A710** FOR ASSEMBLIES.

B. TYPICAL ROOF STRUCTURAL FRAMING AND DECK SHALL BE FIRE PROTECTED PER DETAILS ON **SHEET A710.**

C. SEE SHEET **A140.1** FOR FIRE PROOFING BOUNDARIES AT HIGH ROOF OVER SEATING BOWL. FIRE PROOFING DETAILS PER **SHEET A710**. FIRE PROOFING PER CBC TABLE 601 FOOTNOTE b WITH PROPOSED EQUIVALENT COVERAGE AS APPROVED BY AHJ.

D. PRECAST CONCRETE STADIA "GRANDSTANDS" AND JOINT SEALANTS ARE NOT RATED UNLESS NOTED OTHERWISE. PLEASE REFERENCE CODE REPORT SECTION 3.2.1.

7. FIRE EXTINGUISHERS ARE EXCLUDED FROM PUBLIC AREAS DUE TO THE POTENTIAL FOR MAL-USE. PLEASE REFERENCE CODE REPORT SECTION 3.9.

8. PRECAST SEATING BOWL JOINTS ARE NOT FIRE RATED EXCEPT AT ELECTRICAL ROOM A131.

9. MEZZANINE LEVEL SHALL BE FINISHED TO A "SHELL AND CORE" LEVEL OF FINISH. GYP BD. WALLS SHALL BE TAPED WITH NO TEXTURE OR PAINT

10. FURNITURE, WHERE SHOWN, IS SHOWN FOR REFERENCE ONLY; COORDINATE WITH OWNER'S VENDOR.

11. ALL GYPSUM BOARD WALLS SHALL BE PAINTED FROM FLOOR TO FINISHED CEILING OR EXPOSED STRUCTURE - CBU STANDARD INTERIOR FIELD PAINT COLOR, U.N.O.

12. ALL GYPSUM BOARD CEILINGS SHALL BE PAINTED - CBU STANDARD CEILING PAINT, U.N.O.

13. SEE DETAILS 1 AND 3 A790 FOR LAVATORY COUNTERS AT SOLID SURFACE COUNTER /UNDERMOUNT SINK LOCATIONS.

SECTOR PLAN TYPICAL NOTES

EXIT SIGNAGE

FXC — RECESSED FIRE EXTINGUISHER CABINET WITH FIRE EXTINGUISHER BOTTLE

RESTROOM TRASH RECEPTACLES: FF&E

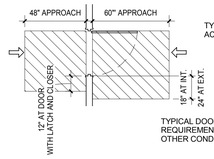

TYPICAL DOOR CLEARANCES AT ACCESSIBLE ROUTES

TYPICAL DOOR APPROACH CLEAR AREA REQUIREMENTS, [2013 CBC: 11B-404.2.4.2] - OTHER CONDITIONS PER [2013 CBC: 11B-404.2.3]

SECTOR PLAN LEGEND

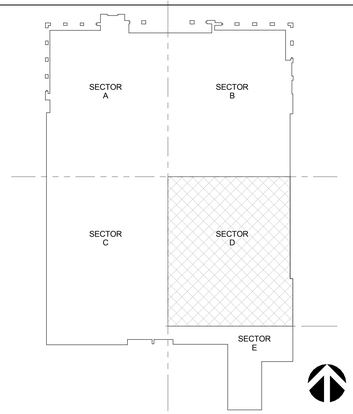

KEY PLAN SECTOR D

EVENT LEVEL - SECTOR D | 1/8" = 1'-0" | **A1**

CALIFORNIA BAPTIST UNIVERSITY
EVENTS CENTER
8431 DIANA AVENUE, RIVERSIDE, CA

ISSUE FOR CONSTRUCTION 01-22-2016

REVISIONS:

	DESCRIPTION	DATE

DATE ISSUED: 01/22/2016
SVA PROJECT NO: 2014-40129
SCALE: As indicated

SHEET NUMBER: A111-D
SHEET TITLE:

EVENT LEVEL - SECTOR D

3 MACARTHUR PLACE, SUITE 850 SANTA ANA, CA 92707
T 949.809.3380 WWW.SVA-ARCHITECTS.COM

THIS DOCUMENT CONTAINS INFORMATION PROPRIETARY TO SVA ARCHITECTS INC. AND IS FURNISHED IN CONFIDENCE FOR THE LIMITED PURPOSE OF EVALUATION, BIDDING OR REVIEW. THIS DOCUMENT OR ITS CONTENTS MAY NOT BE USED FOR ANY OTHER PURPOSE AND MAY NOT BE REPRODUCED OR DISCLOSED TO OTHERS WITHOUT THE PRIOR WRITTEN CONSENT OF SVA ARCHITECTS INC. ALL RIGHTS RESERVED. © COPYRIGHT 2015.

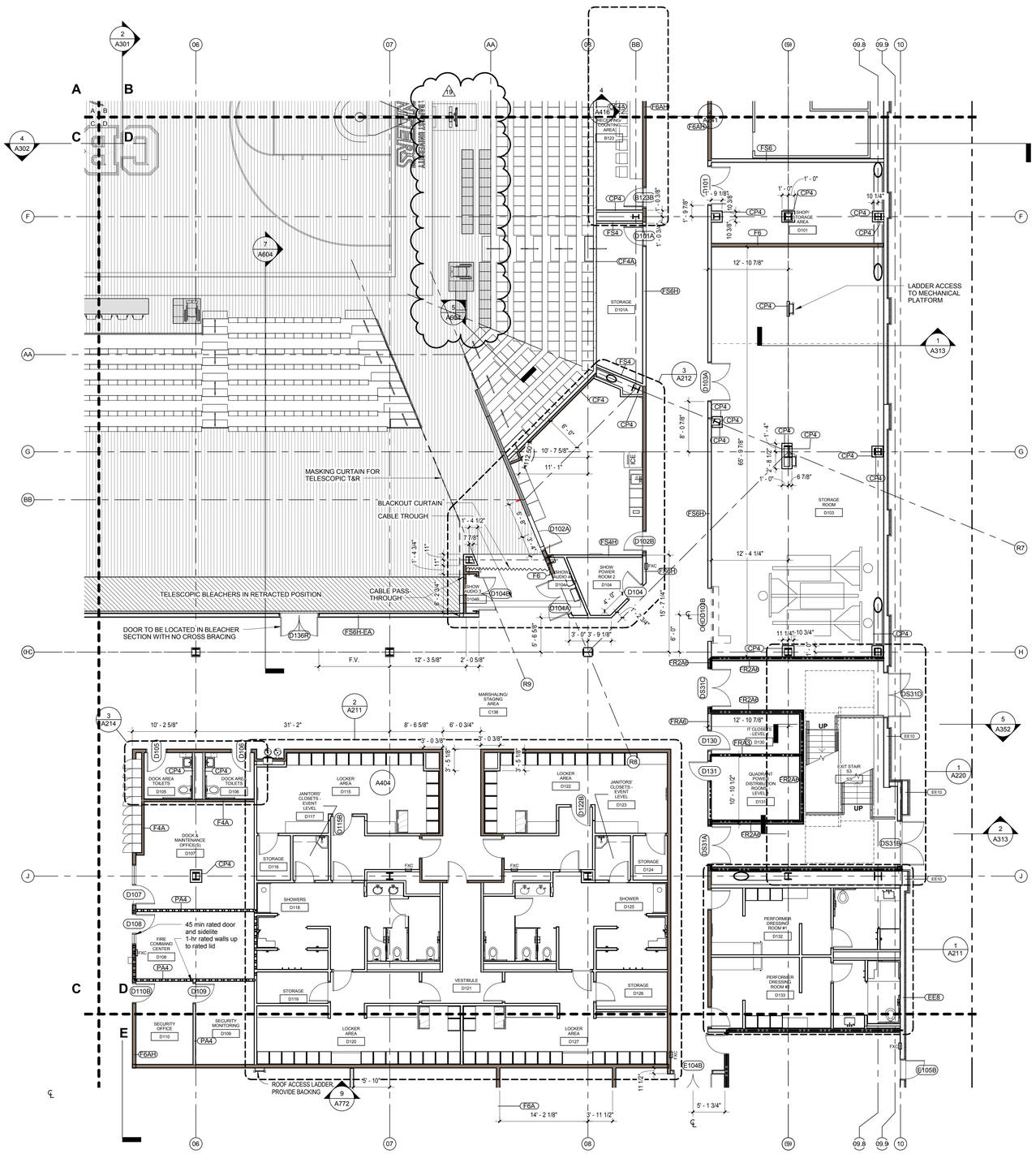

SECTOR PLAN TYPICAL NOTES

1. REFERENCE STANDARD EIFS DETAILS, A500 SERIES, FOR MISCELLANEOUS EXTERIOR WALL PENETRATIONS, ATTACHMENTS AND OTHER CONDITIONS NOT SPECIFICALLY REFERENCED.

2. SLAB OPENINGS FOR MECHANICAL SHAFTS SHALL BE COORDINATED WITH MECHANICAL SUB-CONTRACTOR'S LAYOUTS.

3. SLAB OPENINGS FOR STAIRS SHALL BE COORDINATED WITH STAIR CONTRACTOR'S APPROVED SHOP DRAWINGS.

4. SEATING BOWL PERIMETER SLAB EDGES SHALL BE COORDINATED WITH PRE-CAST CONTRACTOR'S APPROVED SHOP DRAWINGS.

5. DIMENSIONS TO EDGE OF SLAB/CURBS AND CURB WIDTHS AT GRADE LEVEL ARE DEPENDANT ON METAL STUD SIZES AND EIFS THICKNESS. DIMENSIONS TO BE COORDINATED WITH METAL STUD CONTRACTOR PRIOR TO FIELD LAYOUT.

6. FIRE PROOFING: FIRE PROOFING PER CBC TABLE 601 TYPE 1 B CONSTRUCTION

PRIMARY STRUCTURAL FRAME: 2 HOURS
FLOOR CONSTRUCTION AND ASSOCIATED SECONDARY MEMBERS: 2 HOURS
ROOF CONSTRUCTION AND ASSOCIATED SECONDARY MEMBERS: 1 HOUR ^b

A. 2-HR RATED FIRE PROOFING IS REQUIRED AT ALL STRUCTURAL COLUMNS AND FLOOR FRAMING BEAMS. FIRE PROOFING SHALL BE SPRAY APPLIED U.N.O.. SEE **SHEET A710** FOR ASSEMBLIES.

B. TYPICAL ROOF STRUCTURAL FRAMING AND DECK SHALL BE FIRE PROTECTED PER DETAILS ON **SHEET A710.**

C. SEE SHEET **A140.1** FOR FIRE PROOFING BOUNDARIES AT HIGH ROOF OVER SEATING BOWL. FIRE PROOFING DETAILS PER **SHEET A710**. FIRE PROOFING PER CBC TABLE 601 FOOTNOTE b WITH PROPOSED EQUIVALENT COVERAGE AS APPROVED BY AHJ.

D. PRECAST CONCRETE STADIA "GRANDSTANDS" AND JOINT SEALANTS ARE NOT RATED UNLESS NOTED OTHERWISE. PLEASE REFERENCE CODE REPORT SECTION 3.2.1.

7. FIRE EXTINGUISHERS ARE EXCLUDED FROM PUBLIC AREAS DUE TO THE POTENTIAL FOR MAL-USE. PLEASE REFERENCE CODE REPORT SECTION 3.9.

8. PRECAST SEATING BOWL JOINTS ARE NOT FIRE RATED EXCEPT AT ELECTRICAL ROOM A131.

9. MEZZANINE LEVEL SHALL BE FINISHED TO A "SHELL AND CORE" LEVEL OF FINISH. GYP BD. WALLS SHALL BE TAPED WITH NO TEXTURE OR PAINT

10. FURNITURE, WHERE SHOWN, IS SHOWN FOR REFERENCE ONLY; COORDINATE WITH OWNER'S VENDOR.

11. ALL GYPSUM BOARD WALLS SHALL BE PAINTED FROM FLOOR TO FINISHED CEILING OR EXPOSED STRUCTURE - CBU STANDARD INTERIOR FIELD PAINT COLOR, U.N.O.

12. ALL GYPSUM BOARD CEILINGS SHALL BE PAINTED - CBU STANDARD CEILING PAINT, U.N.O.

13. SEE DETAILS 1 AND 3 A790 FOR LAVATORY COUNTERS AT SOLID SURFACE COUNTER /UNDERMOUNT SINK LOCATIONS.

SECTOR PLAN TYPICAL NOTES

EXIT SIGNAGE

FXC — RECESSED FIRE EXTINGUISHER CABINET WITH FIRE EXTINGUISHER BOTTLE

RESTROOM TRASH RECEPTACLES: FF&E

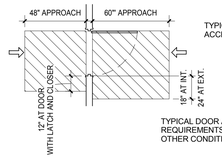

TYPICAL DOOR APPROACH CLEAR AREA REQUIREMENTS, [2013 CBC: 11B-404.2.4.2] - OTHER CONDITIONS PER [2013 CBC: 11B-404.2.3]

SECTOR PLAN LEGEND

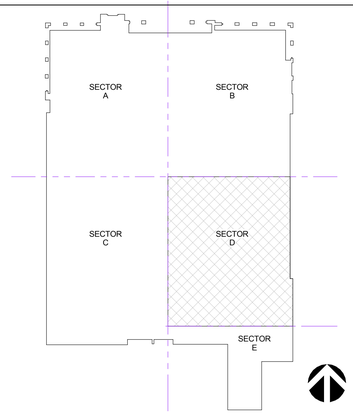

KEY PLAN SECTOR D

EVENT LEVEL - SECTOR D | 1/8" = 1'-0" | **A1**

CALIFORNIA BAPTIST UNIVERSITY
EVENTS CENTER
8431 DIANA AVENUE, RIVERSIDE, CA

-

REVISIONS:

	DESCRIPTION	DATE
19	CCD #013	9-6-16

DATE ISSUED: 01/22/2016
SVA PROJECT NO: 2014-40129
SCALE: As indicated

SHEET NUMBER: A111-D

SHEET TITLE:

EVENT LEVEL - SECTOR D

3 MACARTHUR PLACE, SUITE 850 SANTA ANA, CA 92707
T 949.809.3380 WWW.SVA-ARCHITECTS.COM

THIS DOCUMENT CONTAINS INFORMATION PROPRIETARY TO SVA ARCHITECTS INC. AND IS FURNISHED IN CONFIDENCE FOR THE LIMITED PURPOSE OF EVALUATION, BIDDING OR REVIEW. THIS DOCUMENT OR ITS CONTENTS MAY NOT BE USED FOR ANY OTHER PURPOSE AND MAY NOT BE REPRODUCED OR DISCLOSED TO OTHERS WITHOUT THE PRIOR WRITTEN CONSENT OF SVA ARCHITECTS INC. ALL RIGHTS RESERVED. © COPYRIGHT 2015.

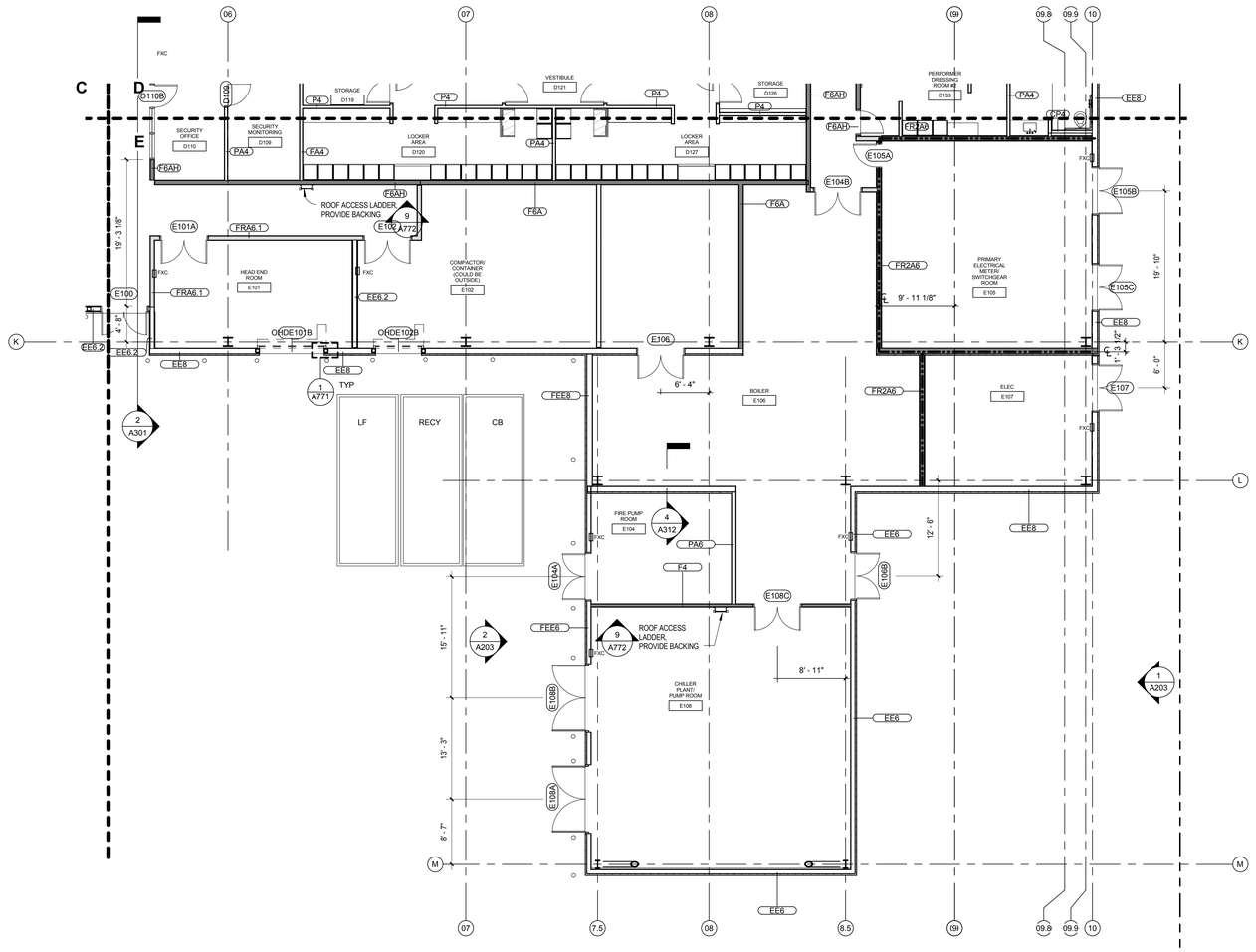

SECTOR PLAN TYPICAL NOTES

1. REFERENCE STANDARD EIFS DETAILS, A500 SERIES, FOR MISCELLANEOUS EXTERIOR WALL PENETRATIONS, ATTACHMENTS AND OTHER CONDITIONS NOT SPECIFICALLY REFERENCED.

2. SLAB OPENINGS FOR MECHANICAL SHAFTS SHALL BE COORDINATED WITH MECHANICAL SUB-CONTRACTOR'S LAYOUTS.

3. SLAB OPENINGS FOR STAIRS SHALL BE COORDINATED WITH STAIR CONTRACTOR'S APPROVED SHOP DRAWINGS.

4. SEATING BOWL PERIMETER SLAB EDGES SHALL BE COORDINATED WITH PRE-CAST CONTRACTOR'S APPROVED SHOP DRAWINGS.

5. DIMENSIONS TO EDGE OF SLAB/CURBS AND CURB WIDTHS AT GRADE LEVEL ARE DEPENDANT ON METAL STUD SIZES AND EIFS THICKNESS. DIMENSIONS TO BE COORDINATED WITH METAL STUD CONTRACTOR PRIOR TO FIELD LAYOUT.

6. FIRE PROOFING: FIRE PROOFING PER CBC TABLE 601 TYPE 1 B CONSTRUCTION

PRIMARY STRUCTURAL FRAME: 2 HOURS
FLOOR CONSTRUCTION AND ASSOCIATED SECONDARY MEMBERS: 2 HOURS
ROOF CONSTRUCTION AND ASSOCIATED SECONDARY MEMBERS: 1 HOUR ^b

A. 2-HR RATED FIRE PROOFING IS REQUIRED AT ALL STRUCTURAL COLUMNS AND FLOOR FRAMING BEAMS. FIRE PROOFING SHALL BE SPRAY APPLIED U.N.O.. SEE **SHEET A710** FOR ASSEMBLIES.

B. TYPICAL ROOF STRUCTURAL FRAMING AND DECK SHALL BE FIRE PROTECTED PER DETAILS ON **SHEET A710.**

C. SEE SHEET **A140.1** FOR FIRE PROOFING BOUNDARIES AT HIGH ROOF OVER SEATING BOWL. FIRE PROOFING DETAILS PER **SHEET A710**. FIRE PROOFING PER CBC TABLE 601 FOOTNOTE b WITH PROPOSED EQUIVALENT COVERAGE AS APPROVED BY AHJ.

D. PRECAST CONCRETE STADIA "GRANDSTANDS" AND JOINT SEALANTS ARE NOT RATED UNLESS NOTED OTHERWISE. PLEASE REFERENCE CODE REPORT SECTION 3.2.1.

7. FIRE EXTINGUISHERS ARE EXCLUDED FROM PUBLIC AREAS DUE TO THE POTENTIAL FOR MAL-USE. PLEASE REFERENCE CODE REPORT SECTION 3.9.

8. PRECAST SEATING BOWL JOINTS ARE NOT FIRE RATED EXCEPT AT ELECTRICAL ROOM A131.

9. MEZZANINE LEVEL SHALL BE FINISHED TO A "SHELL AND CORE" LEVEL OF FINISH. GYP BD. WALLS SHALL BE TAPED WITH NO TEXTURE OR PAINT

10. FURNITURE, WHERE SHOWN, IS SHOWN FOR REFERENCE ONLY; COORDINATE WITH OWNER'S VENDOR.

11 - ALL GYPSUM BOARD WALLS SHALL BE PAINTED FROM FLOOR TO FINISHED CEILING OR EXPOSED STRUCTURE - CBU STANDARD INTERIOR FIELD PAINT COLOR, U.N.O.

12. ALL GYPSUM BOARD CEILINGS SHALL BE PAINTED - CBU STANDARD CEILING PAINT, U.N.O.

13. SEE DETAILS 1 AND 3 A790 FOR LAVATORY COUNTERS AT SOLID SURFACE COUNTER /UNDERMOUNT SINK LOCATIONS.

SECTOR PLAN TYPICAL NOTES

EXIT SIGNAGE

FXC — RECESSED FIRE EXTINGUISHER CABINET WITH FIRE EXTINGUISHER BOTTLE

RESTROOM TRASH RECEPTACLES: FF&E

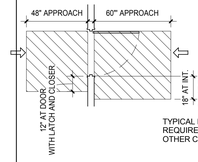

TYPICAL DOOR CLEARANCES AT ACCESSIBLE ROUTES

TYPICAL DOOR APPROACH CLEAR AREA REQUIREMENTS, [2013 CBC: 11B-404.2.4.2] - OTHER CONDITIONS PER [2013 CBC: 11B-404.2.3]

SECTOR PLAN LEGEND

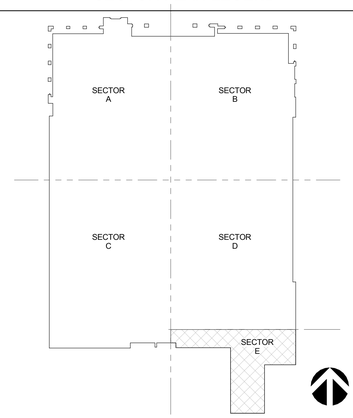

KEY PLAN SECTOR E

EVENT LEVEL - SECTOR E | 1/8" = 1'-0" | **A1**

CALIFORNIA BAPTIST UNIVERSITY

EVENTS CENTER

8431 DIANA AVENUE, RIVERSIDE, CA

ISSUE FOR CONSTRUCTION 01-22-2016

REVISIONS:

	DESCRIPTION	DATE

DATE ISSUED: 01/22/2016

SVA PROJECT NO: 2014-40129

SCALE: As indicated

SHEET NUMBER: A111-E

SHEET TITLE:

EVENT LEVEL - SECTOR E

h+k SVA ARCHITECTS

3 MACARTHUR PLACE, SUITE 850 SANTA ANA, CA 92707
T 949.809.3380 WWW.SVA-ARCHITECTS.COM

THIS DOCUMENT CONTAINS INFORMATION PROPRIETARY TO SVA ARCHITECTS INC. AND IS FURNISHED IN CONFIDENCE FOR THE LIMITED PURPOSE OF EVALUATION, BIDDING OR REVIEW. THIS DOCUMENT OR ITS CONTENTS MAY NOT BE USED FOR ANY OTHER PURPOSE AND MAY NOT BE REPRODUCED OR DISCLOSED TO OTHERS WITHOUT THE PRIOR WRITTEN CONSENT OF SVA ARCHITECTS INC. ALL RIGHTS RESERVED, © COPYRIGHT 2015.

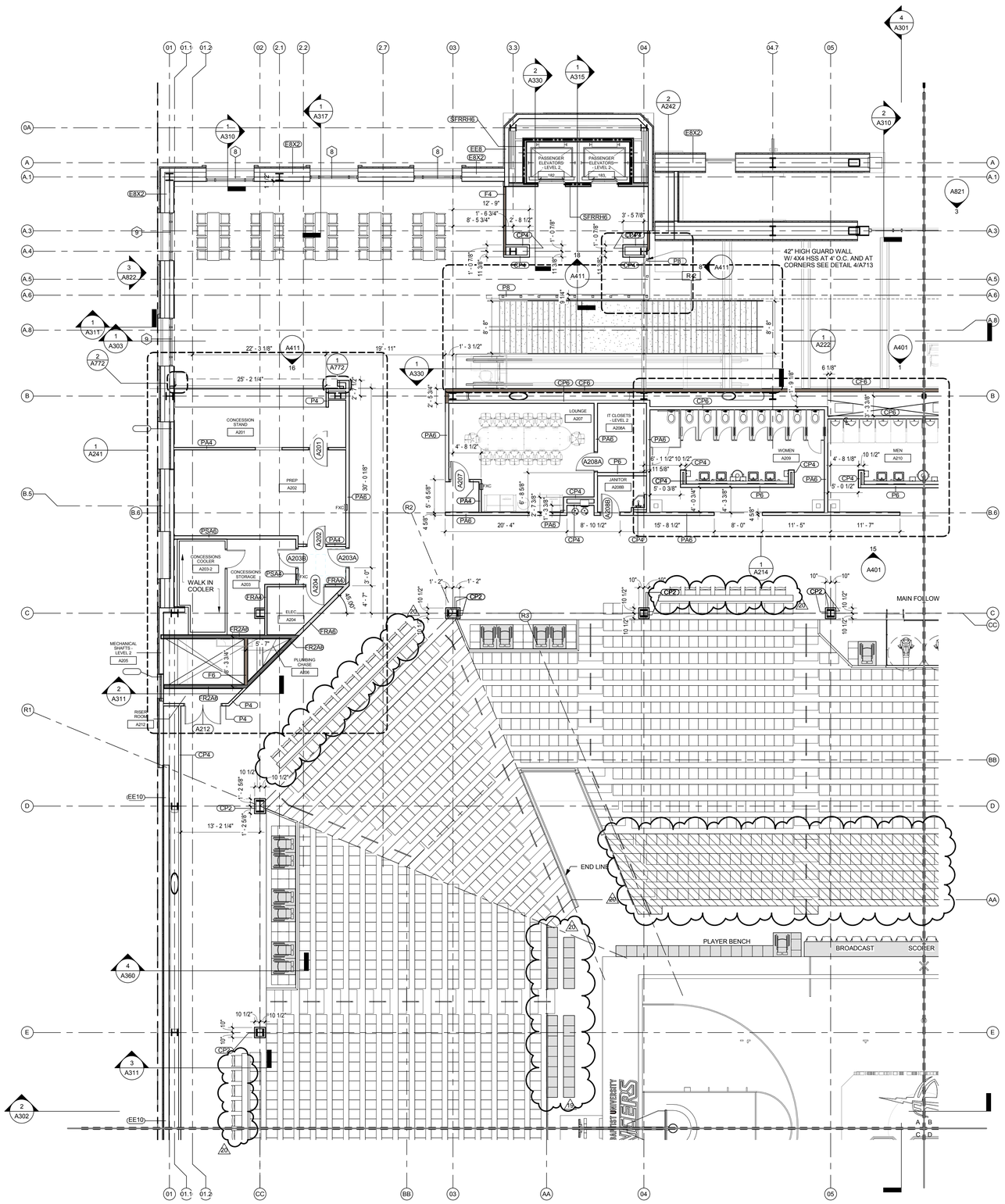

SECTOR PLAN TYPICAL NOTES

EXIT SIGNAGE

FXC — RECESSED FIRE EXTINGUISHER CABINET WITH FIRE EXTINGUISHER BOTTLE

RESTROOM TRASH RECEPTACLES: FF&E

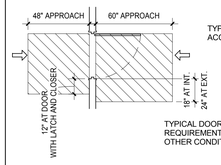

TYPICAL DOOR CLEARANCES AT ACCESSIBLE ROUTES

TYPICAL DOOR APPROACH CLEAR AREA REQUIREMENTS, [2013 CBC: 11B-404.2.4.2] - OTHER CONDITIONS PER [2013 CBC: 11B-404.2.3]

SECTOR PLAN LEGEND

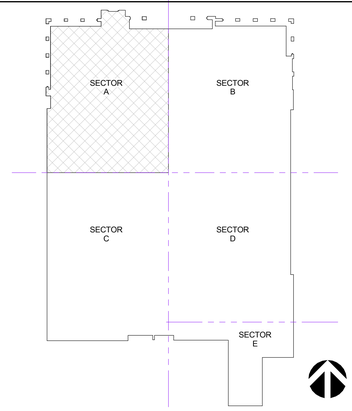

KEY PLAN SECTOR A

SECTOR PLAN TYPICAL NOTES

1. REFERENCE STANDARD EIFS DETAILS, A500 SERIES, FOR MISCELLANEOUS EXTERIOR WALL PENETRATIONS, ATTACHMENTS AND OTHER CONDITIONS NOT SPECIFICALLY REFERENCED.

2. SLAB OPENINGS FOR MECHANICAL SHAFTS SHALL BE COORDINATED WITH MECHANICAL SUB-CONTRACTOR'S LAYOUTS.

3. SLAB OPENINGS FOR STAIRS SHALL BE COORDINATED WITH STAIR CONTRACTOR'S APPROVED SHOP DRAWINGS.

4. SEATING BOWL PERIMETER SLAB EDGES SHALL BE COORDINATED WITH PRE-CAST CONTRACTOR'S APPROVED SHOP DRAWINGS.

5. DIMENSIONS TO EDGE OF SLAB/CURBS AND CURB WIDTHS AT GRADE LEVEL ARE DEPENDANT ON METAL STUD SIZES AND EIFS THICKNESS. DIMENSIONS TO BE COORDINATED WITH METAL STUD CONTRACTOR PRIOR TO FIELD LAYOUT.

6. FIRE PROOFING: FIRE PROOFING PER CBC TABLE 601 TYPE 1 B CONSTRUCTION

PRIMARY STRUCTURAL FRAME: 2 HOURS
FLOOR CONSTRUCTION AND ASSOCIATED SECONDARY MEMBERS: 2 HOURS
ROOF CONSTRUCTION AND ASSOCIATED SECONDARY MEMBERS: 1 HOUR [a]/[b]

A. 2-HR RATED FIRE PROOFING IS REQUIRED AT ALL STRUCTURAL COLUMNS AND FLOOR FRAMING BEAMS. FIRE PROOFING SHALL BE SPRAY APPLIED U.N.O.. SEE **SHEET A710** FOR ASSEMBLIES.

B. TYPICAL ROOF STRUCTURAL FRAMING AND DECK SHALL BE FIRE PROTECTED PER DETAILS ON **SHEET A710.**

C. SEE SHEET **A140.1** FOR FIRE PROOFING BOUNDARIES AT HIGH ROOF OVER SEATING BOWL. FIRE PROOFING DETAILS PER **SHEET A710**. FIRE PROOFING PER CBC TABLE 601 FOOTNOTE b WITH PROPOSED EQUIVALENT COVERAGE AS APPROVED BY AHJ.

D. PRECAST CONCRETE STADIA "GRANDSTANDS" AND JOINT SEALANTS ARE NOT RATED UNLESS NOTED OTHERWISE. PLEASE REFERENCE CODE REPORT SECTION 3.2.1.

7. FIRE EXTINGUISHERS ARE EXCLUDED FROM PUBLIC AREAS DUE TO THE POTENTIAL FOR MAL-USE. PLEASE REFERENCE CODE REPORT SECTION 3.9.

8. PRECAST SEATING BOWL JOINTS ARE NOT FIRE RATED EXCEPT AT ELECTRICAL ROOM A131.

9. MEZZANINE LEVEL SHALL BE FINISHED TO A "SHELL AND CORE" LEVEL OF FINISH. GYP BD. WALLS SHALL BE TAPED WITH NO TEXTURE OR PAINT

10. FURNITURE, WHERE SHOWN, IS SHOWN FOR REFERENCE ONLY; COORDINATE WITH OWNER'S VENDOR.

11. ALL GYPSUM BOARD WALLS SHALL BE PAINTED FROM FLOOR TO FINISHED CEILING OR EXPOSED STRUCTURE - CBU STANDARD INTERIOR FIELD PAINT COLOR, U.N.O.

12. ALL GYPSUM BOARD CEILINGS SHALL BE PAINTED - CBU STANDARD CEILING PAINT, U.N.O.

13. SEE DETAILS 1 AND 3 A790 FOR LAVATORY COUNTERS AT SOLID SURFACE COUNTER /UNDERMOUNT SINK LOCATIONS.

CONCOURSE LEVEL - SECTOR A | 1/8" = 1'-0" | **A1**

CALIFORNIA BAPTIST UNIVERSITY

EVENTS CENTER

8431 DIANA AVENUE, RIVERSIDE, CA

-

REVISIONS:

	DESCRIPTION	DATE
19	CCD #013	9-6-16
20	CCD #028	12-07-16

DATE ISSUED: 01/22/2016

SVA PROJECT NO: 2014-40129

SCALE: As indicated

SHEET NUMBER: **A112-A**

SHEET TITLE:

CONCOURSE LEVEL - SECTOR A

ARCHITECTS

3 MACARTHUR PLACE, SUITE 850 SANTA ANA, CA 92707
T 949.809.3380 WWW.SVA-ARCHITECTS.COM

THIS DOCUMENT CONTAINS INFORMATION PROPRIETARY TO SVA ARCHITECTS INC. AND IS FURNISHED IN CONFIDENCE FOR THE LIMITED PURPOSE OF EVALUATION, BIDDING OR REVIEW. THIS DOCUMENT OR ITS CONTENTS MAY NOT BE USED FOR ANY OTHER PURPOSE AND MAY NOT BE REPRODUCED OR DISCLOSED TO OTHERS WITHOUT THE PRIOR WRITTEN CONSENT OF SVA ARCHITECTS INC. ALL RIGHTS RESERVED, © COPYRIGHT 2015.

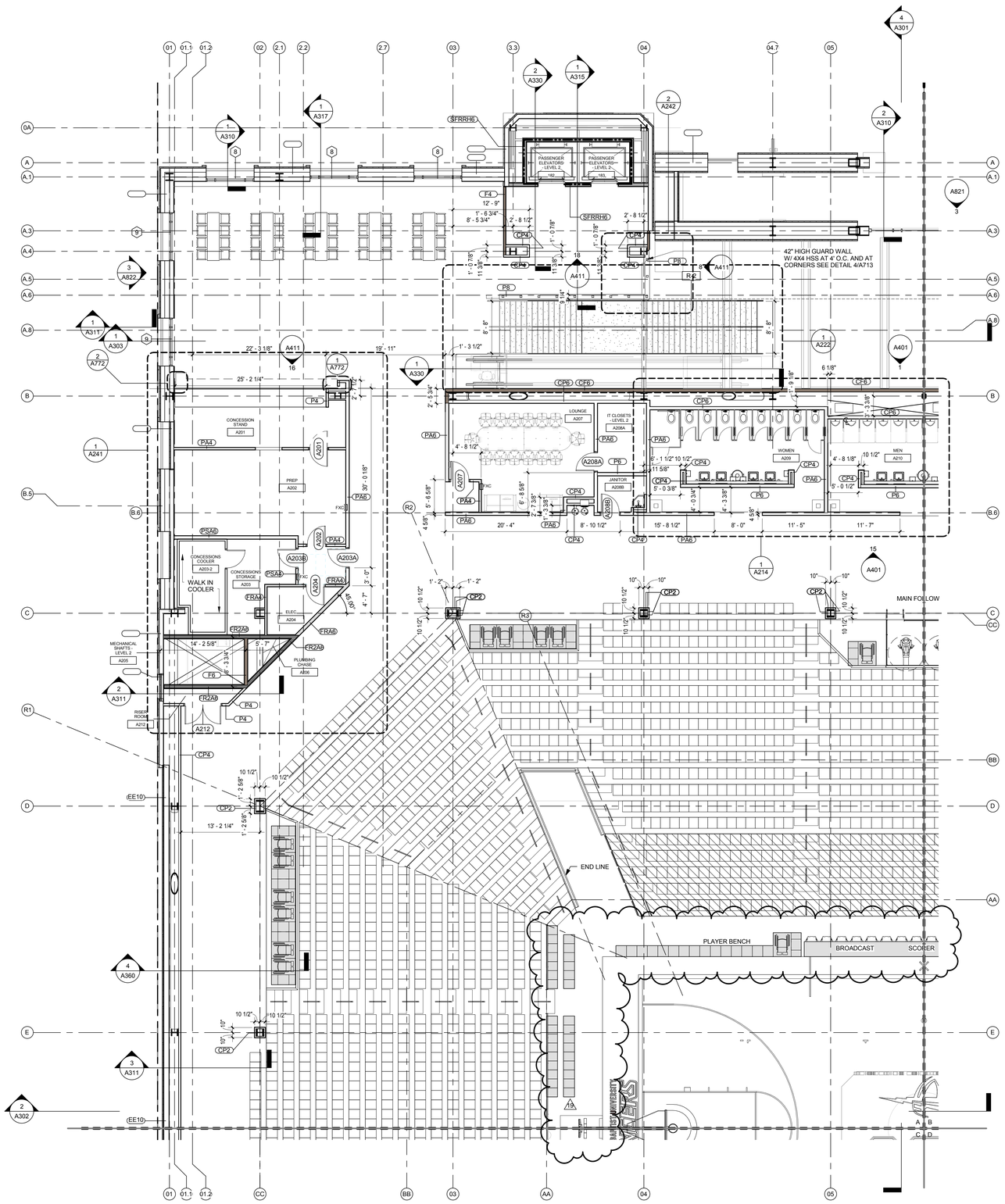

SECTOR PLAN TYPICAL NOTES

1. REFERENCE STANDARD EIFS DETAILS, A500 SERIES, FOR MISCELLANEOUS EXTERIOR WALL PENETRATIONS, ATTACHMENTS AND OTHER CONDITIONS NOT SPECIFICALLY REFERENCED.

2. SLAB OPENINGS FOR MECHANICAL SHAFTS SHALL BE COORDINATED WITH MECHANICAL SUB-CONTRACTOR'S LAYOUTS.

3. SLAB OPENINGS FOR STAIRS SHALL BE COORDINATED WITH STAIR CONTRACTOR'S APPROVED SHOP DRAWINGS.

4. SEATING BOWL PERIMETER SLAB EDGES SHALL BE COORDINATED WITH PRE-CAST CONTRACTOR'S APPROVED SHOP DRAWINGS.

5. DIMENSIONS TO EDGE OF SLAB/CURBS AND CURB WIDTHS AT GRADE LEVEL ARE DEPENDANT ON METAL STUD SIZES AND EIFS THICKNESS. DIMENSIONS TO BE COORDINATED WITH METAL STUD CONTRACTOR PRIOR TO FIELD LAYOUT.

6. FIRE PROOFING: FIRE PROOFING PER CBC TABLE 601 TYPE 1 B CONSTRUCTION

PRIMARY STRUCTURAL FRAME: 2 HOURS
FLOOR CONSTRUCTION AND ASSOCIATED SECONDARY MEMBERS: 2 HOURS
ROOF CONSTRUCTION AND ASSOCIATED SECONDARY MEMBERS: 1 HOUR [a]b

A. 2-HR RATED FIRE PROOFING IS REQUIRED AT ALL STRUCTURAL COLUMNS AND FLOOR FRAMING BEAMS. FIRE PROOFING SHALL BE SPRAY APPLIED U.N.O.. SEE **SHEET A710** FOR ASSEMBLIES.

B. TYPICAL ROOF STRUCTURAL FRAMING AND DECK SHALL BE FIRE PROTECTED PER DETAILS ON **SHEET A710.**

C. SEE SHEET **A140.1** FOR FIRE PROOFING BOUNDARIES AT HIGH ROOF OVER SEATING BOWL. FIRE PROOFING DETAILS PER **SHEET A710**. FIRE PROOFING PER CBC TABLE 601 FOOTNOTE b WITH PROPOSED EQUIVALENT COVERAGE AS APPROVED BY AHJ.

D. PRECAST CONCRETE STADIA "GRANDSTANDS" AND JOINT SEALANTS ARE NOT RATED UNLESS NOTED OTHERWISE. PLEASE REFERENCE CODE REPORT SECTION 3.2.1.

7. FIRE EXTINGUISHERS ARE EXCLUDED FROM PUBLIC AREAS DUE TO THE POTENTIAL FOR MAL-USE. PLEASE REFERENCE CODE REPORT SECTION 3.9.

8. PRECAST SEATING BOWL JOINTS ARE NOT FIRE RATED EXCEPT AT ELECTRICAL ROOM A131.

9. MEZZANINE LEVEL SHALL BE FINISHED TO A "SHELL AND CORE" LEVEL OF FINISH. GYP BD. WALLS SHALL BE TAPED WITH NO TEXTURE OR PAINT

10. FURNITURE, WHERE SHOWN, IS SHOWN FOR REFERENCE ONLY; COORDINATE WITH OWNER'S VENDOR.

11. ALL GYPSUM BOARD WALLS SHALL BE PAINTED FROM FLOOR TO FINISHED CEILING OR EXPOSED STRUCTURE - CBU STANDARD INTERIOR FIELD PAINT COLOR, U.N.O.

12. ALL GYPSUM BOARD CEILINGS SHALL BE PAINTED - CBU STANDARD CEILING PAINT, U.N.O.

13. SEE DETAILS 1 AND 3 A790 FOR LAVATORY COUNTERS AT SOLID SURFACE COUNTER /UNDERMOUNT SINK LOCATIONS.

SECTOR PLAN TYPICAL NOTES

EXIT SIGNAGE

FXC — RECESSED FIRE EXTINGUISHER CABINET WITH FIRE EXTINGUISHER BOTTLE

RESTROOM TRASH RECEPTACLES: FF&E

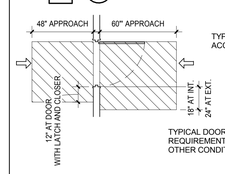

TYPICAL DOOR CLEARANCES AT ACCESSIBLE ROUTES

TYPICAL DOOR APPROACH CLEAR AREA REQUIREMENTS, [2013 CBC: 11B-404.2.4.2] - OTHER CONDITIONS PER [2013 CBC: 11B-404.2.3]

SECTOR PLAN LEGEND

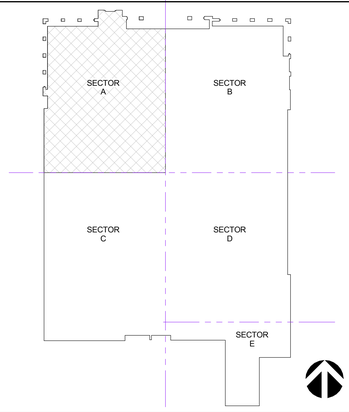

KEY PLAN SECTOR A

CONCOURSE LEVEL - SECTOR A | 1/8" = 1'-0" | **A1**

CALIFORNIA BAPTIST UNIVERSITY

EVENTS CENTER

8431 DIANA AVENUE, RIVERSIDE, CA

-

REVISIONS:

	DESCRIPTION	DATE
19	CCD #013	9-6-16

DATE ISSUED: 01/22/2016

SVA PROJECT NO: 2014-40129

SCALE: As indicated

SHEET NUMBER: **A112-A**

SHEET TITLE:

CONCOURSE LEVEL - SECTOR A

h+k SVA ARCHITECTS

3 MACARTHUR PLACE, SUITE 850 SANTA ANA, CA 92707
T 949.809.3380 WWW.SVA-ARCHITECTS.COM

THIS DOCUMENT CONTAINS INFORMATION PROPRIETARY TO SVA ARCHITECTS INC. AND IS FURNISHED IN CONFIDENCE FOR THE LIMITED PURPOSE OF EVALUATION, BIDDING OR REVIEW. THIS DOCUMENT OR ITS CONTENTS MAY NOT BE USED FOR ANY OTHER PURPOSE AND MAY NOT BE REPRODUCED OR DISCLOSED TO OTHERS WITHOUT THE PRIOR WRITTEN CONSENT OF SVA ARCHITECTS INC. ALL RIGHTS RESERVED, © COPYRIGHT 2015.

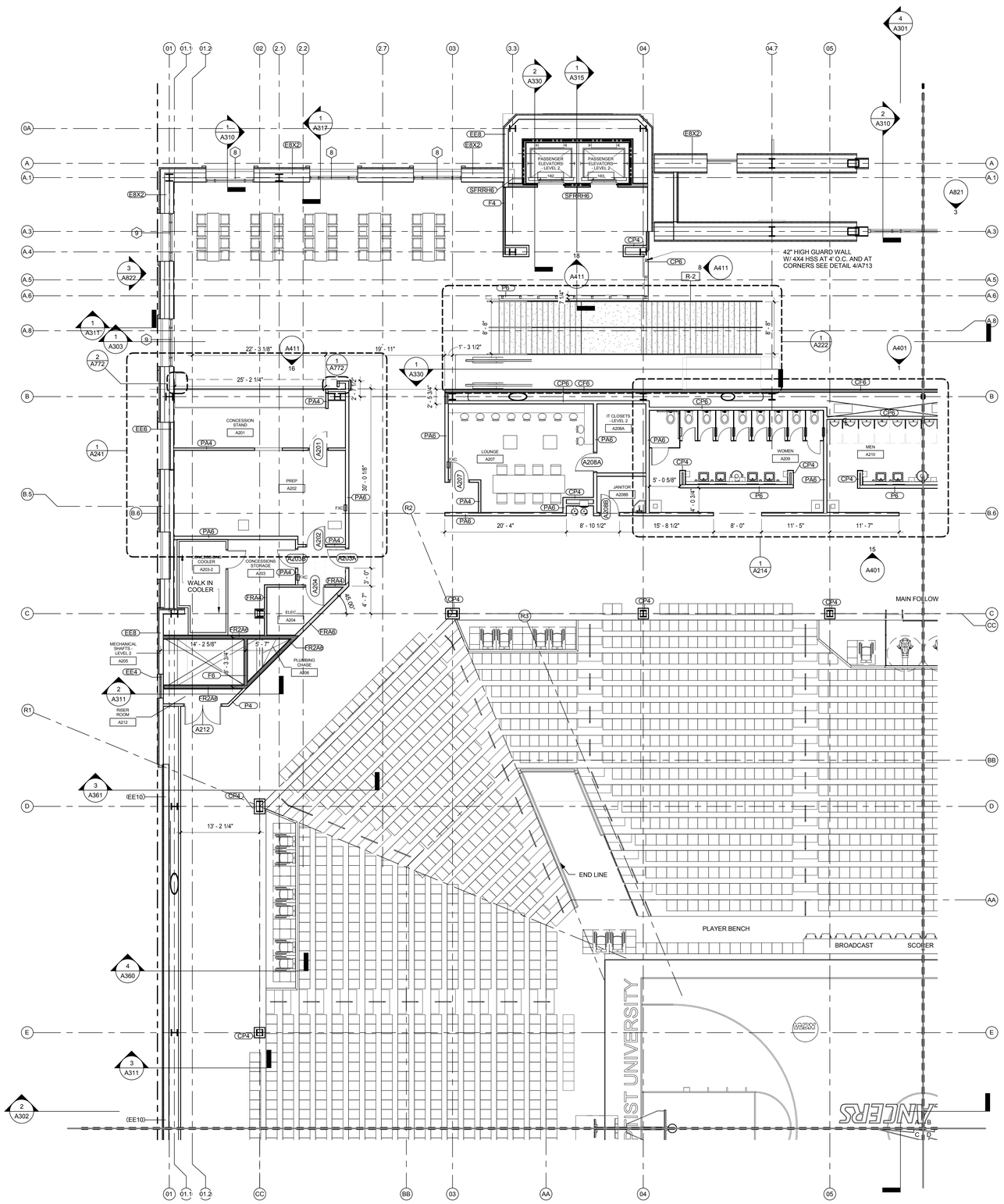

SECTOR PLAN TYPICAL NOTES

1. REFERENCE STANDARD EIFS DETAILS, A500 SERIES, FOR MISCELLANEOUS EXTERIOR WALL PENETRATIONS, ATTACHMENTS AND OTHER CONDITIONS NOT SPECIFICALLY REFERENCED.

2. SLAB OPENINGS FOR MECHANICAL SHAFTS SHALL BE COORDINATED WITH MECHANICAL SUB-CONTRACTOR'S LAYOUTS.

3. SLAB OPENINGS FOR STAIRS SHALL BE COORDINATED WITH STAIR CONTRACTOR'S APPROVED SHOP DRAWINGS.

4. SEATING BOWL PERIMETER SLAB EDGES SHALL BE COORDINATED WITH PRE-CAST CONTRACTOR'S APPROVED SHOP DRAWINGS.

5. DIMENSIONS TO EDGE OF SLAB/CURBS AND CURB WIDTHS AT GRADE LEVEL ARE DEPENDANT ON METAL STUD SIZES AND EIFS THICKNESS. DIMENSIONS TO BE COORDINATED WITH METAL STUD CONTRACTOR PRIOR TO FIELD LAYOUT.

6. FIRE PROOFING: FIRE PROOFING PER CBC TABLE 601 TYPE 1 B CONSTRUCTION

PRIMARY STRUCTURAL FRAME: 2 HOURS
FLOOR CONSTRUCTION AND ASSOCIATED SECONDARY MEMBERS: 2 HOURS
ROOF CONSTRUCTION AND ASSOCIATED SECONDARY MEMBERS: 1 HOUR [b]

A. 2-HR RATED FIRE PROOFING IS REQUIRED AT ALL STRUCTURAL COLUMNS AND FLOOR FRAMING BEAMS. FIRE PROOFING SHALL BE SPRAY APPLIED U.N.O.. SEE **SHEET A710** FOR ASSEMBLIES.

B. TYPICAL ROOF STRUCTURAL FRAMING AND DECK SHALL BE FIRE PROTECTED PER DETAILS ON **SHEET A710.**

C. SEE SHEET **A140.1** FOR FIRE PROOFING BOUNDARIES AT HIGH ROOF OVER SEATING BOWL. FIRE PROOFING DETAILS PER **SHEET A710**. FIRE PROOFING PER CBC TABLE 601 FOOTNOTE b WITH PROPOSED EQUIVALENT COVERAGE AS APPROVED BY AHJ.

D. PRECAST CONCRETE STADIA "GRANDSTANDS" AND JOINT SEALANTS ARE NOT RATED UNLESS NOTED OTHERWISE. PLEASE REFERENCE CODE REPORT SECTION 3.2.1.

7. FIRE EXTINGUISHERS ARE EXCLUDED FROM PUBLIC AREAS DUE TO THE POTENTIAL FOR MAL-USE. PLEASE REFERENCE CODE REPORT SECTION 3.9.

8. PRECAST SEATING BOWL JOINTS ARE NOT FIRE RATED EXCEPT AT ELECTRICAL ROOM A131.

9. MEZZANINE LEVEL SHALL BE FINISHED TO A "SHELL AND CORE" LEVEL OF FINISH. GYP BD. WALLS SHALL BE TAPED WITH NO TEXTURE OR PAINT

10. FURNITURE, WHERE SHOWN, IS SHOWN FOR REFERENCE ONLY; COORDINATE WITH OWNER'S VENDOR.

11. ALL GYPSUM BOARD WALLS SHALL BE PAINTED FROM FLOOR TO FINISHED CEILING OR EXPOSED STRUCTURE - CBU STANDARD INTERIOR FIELD PAINT COLOR, U.N.O.

12. ALL GYPSUM BOARD CEILINGS SHALL BE PAINTED - CBU STANDARD CEILING PAINT, U.N.O.

13. SEE DETAILS 1 AND 3 A790 FOR LAVATORY COUNTERS AT SOLID SURFACE COUNTER /UNDERMOUNT SINK LOCATIONS.

SECTOR PLAN TYPICAL NOTES

EXIT SIGNAGE

FXC — RECESSED FIRE EXTINGUISHER CABINET WITH FIRE EXTINGUISHER BOTTLE

RESTROOM TRASH RECEPTACLES: FF&E

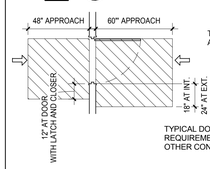

TYPICAL DOOR CLEARANCES AT ACCESSIBLE ROUTES

TYPICAL DOOR APPROACH CLEAR AREA REQUIREMENTS, [2013 CBC: 11B-404.2.4.2] - OTHER CONDITIONS PER [2013 CBC: 11B-404.2.3]

SECTOR PLAN LEGEND

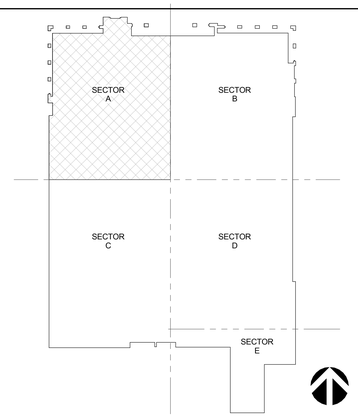

KEY PLAN SECTOR A

CONCOURSE LEVEL - SECTOR A | 1/8" = 1'-0" | **A1**

CALIFORNIA BAPTIST UNIVERSITY
EVENTS CENTER
8431 DIANA AVENUE, RIVERSIDE, CA

ISSUE FOR CONSTRUCTION 01-22-2016

REVISIONS:

	DESCRIPTION	DATE

DATE ISSUED: 01/22/2016
SVA PROJECT NO: 2014-40129
SCALE: As indicated

SHEET NUMBER: A112-A
SHEET TITLE:

CONCOURSE LEVEL - SECTOR A

ARCHITECTS
3 MACARTHUR PLACE, SUITE 850 SANTA ANA, CA 92707
T 949.809.3380 WWW.SVA-ARCHITECTS.COM

THIS DOCUMENT CONTAINS INFORMATION PROPRIETARY TO SVA ARCHITECTS INC., AND IS FURNISHED IN CONFIDENCE FOR THE LIMITED PURPOSE OF REVIEW BY THE RECIPIENT. ANY REVIEW OF THIS DOCUMENT BY ANY PARTY MAY NOT BE USED FOR ANY OTHER PURPOSE AND MAY NOT BE REPRODUCED OR DISCLOSED TO OTHERS WITHOUT THE PRIOR WRITTEN CONSENT OF SVA ARCHITECTS INC. ALL RIGHTS RESERVED, © COPYRIGHT 2015.

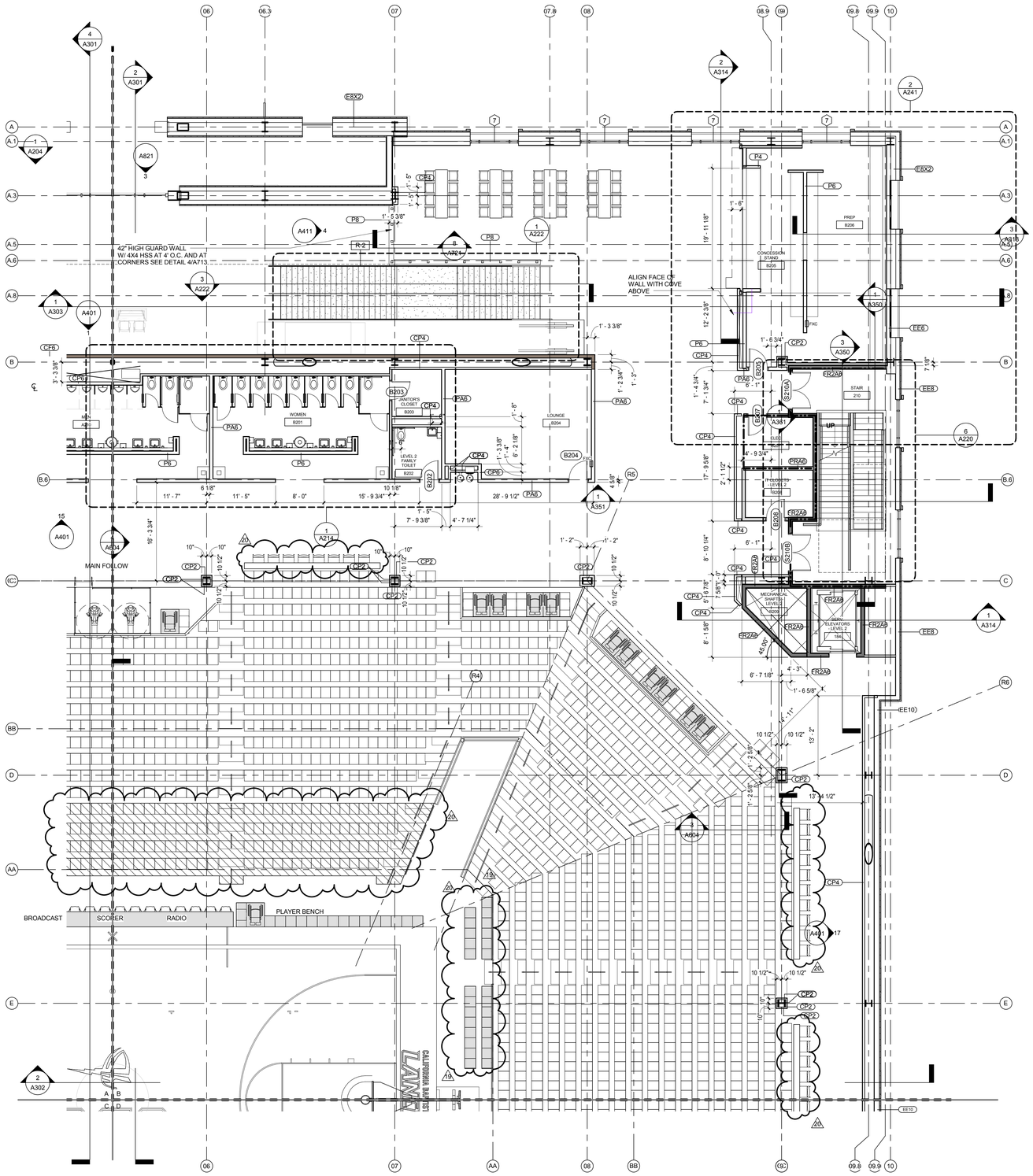

SECTOR PLAN TYPICAL NOTES

1. REFERENCE STANDARD EIFS DETAILS, A500 SERIES, FOR MISCELLANEOUS EXTERIOR WALL PENETRATIONS, ATTACHMENTS AND OTHER CONDITIONS NOT SPECIFICALLY REFERENCED.

2. SLAB OPENINGS FOR MECHANICAL SHAFTS SHALL BE COORDINATED WITH MECHANICAL SUB-CONTRACTOR'S LAYOUTS.

3. SLAB OPENINGS FOR STAIRS SHALL BE COORDINATED WITH STAIR CONTRACTOR'S APPROVED SHOP DRAWINGS.

4. SEATING BOWL PERIMETER SLAB EDGES SHALL BE COORDINATED WITH PRE-CAST CONTRACTOR'S APPROVED SHOP DRAWINGS.

5. DIMENSIONS TO EDGE OF SLAB/CURBS AND CURB WIDTHS AT GRADE LEVEL ARE DEPENDANT ON METAL STUD SIZES AND EIFS THICKNESS. DIMENSIONS TO BE COORDINATED WITH METAL STUD CONTRACTOR PRIOR TO FIELD LAYOUT.

6. FIRE PROOFING: FIRE PROOFING PER CBC TABLE 601 TYPE 1 B CONSTRUCTION

PRIMARY STRUCTURAL FRAME: 2 HOURS
FLOOR CONSTRUCTION AND ASSOCIATED SECONDARY MEMBERS: 2 HOURS
ROOF CONSTRUCTION AND ASSOCIATED SECONDARY MEMBERS: 1 HOUR *b

A. 2-HR RATED FIRE PROOFING IS REQUIRED AT ALL STRUCTURAL COLUMNS AND FLOOR FRAMING BEAMS. FIRE PROOFING SHALL BE SPRAY APPLIED U.N.O.. SEE **SHEET A710** FOR ASSEMBLIES.

B. TYPICAL ROOF STRUCTURAL FRAMING AND DECK SHALL BE FIRE PROTECTED PER DETAILS ON **SHEET A710.**

C. SEE SHEET **A140.1** FOR FIRE PROOFING BOUNDARIES AT HIGH ROOF OVER SEATING BOWL. FIRE PROOFING DETAILS PER **SHEET A710**. FIRE PROOFING PER CBC TABLE 601 FOOTNOTE b WITH PROPOSED EQUIVALENT COVERAGE AS APPROVED BY AHJ.

D. PRECAST CONCRETE STADIA "GRANDSTANDS" AND JOINT SEALANTS ARE NOT RATED UNLESS NOTED OTHERWISE. PLEASE REFERENCE CODE REPORT SECTION 3.2.1.

7. FIRE EXTINGUISHERS ARE EXCLUDED FROM PUBLIC AREAS DUE TO THE POTENTIAL FOR MAL-USE. PLEASE REFERENCE CODE REPORT SECTION 3.9.

8. PRECAST SEATING BOWL JOINTS ARE NOT FIRE RATED EXCEPT AT ELECTRICAL ROOM A131.

9. MEZZANINE LEVEL SHALL BE FINISHED TO A "SHELL AND CORE" LEVEL OF FINISH. GYP BD. WALLS SHALL BE TAPED WITH NO TEXTURE OR PAINT

10. FURNITURE, WHERE SHOWN, IS SHOWN FOR REFERENCE ONLY; COORDINATE WITH OWNER'S VENDOR.

11. ALL GYPSUM BOARD WALLS SHALL BE PAINTED FROM FLOOR TO FINISHED CEILING OR EXPOSED STRUCTURE - CBU STANDARD INTERIOR FIELD PAINT COLOR, U.N.O.

12. ALL GYPSUM BOARD CEILINGS SHALL BE PAINTED - CBU STANDARD CEILING PAINT, U.N.O.

13. SEE DETAILS 1 AND 3 A790 FOR LAVATORY COUNTERS AT SOLID SURFACE COUNTER /UNDERMOUNT SINK LOCATIONS.

SECTOR PLAN TYPICAL NOTES

EXIT SIGNAGE

FXC — RECESSED FIRE EXTINGUISHER CABINET WITH FIRE EXTINGUISHER BOTTLE

RESTROOM TRASH RECEPTACLES: FF&E

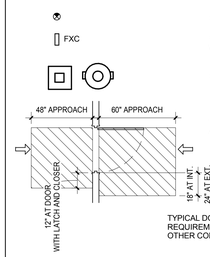

TYPICAL DOOR CLEARANCES AT ACCESSIBLE ROUTES

TYPICAL DOOR APPROACH CLEAR AREA REQUIREMENTS, [2013 CBC: 11B-404.2.4.2] - OTHER CONDITIONS PER [2013 CBC: 11B-404.2.3]

SECTOR PLAN LEGEND

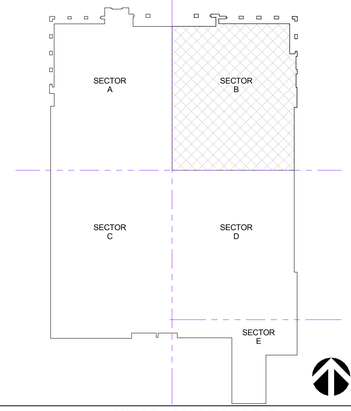

KEY PLAN SECTOR B

CONCOURSE LEVEL - SECTOR B | 1/8" = 1'-0" | **A1**

CALIFORNIA BAPTIST UNIVERSITY

EVENTS CENTER

8431 DIANA AVENUE, RIVERSIDE, CA

-

REVISIONS:

	DESCRIPTION	DATE
16	CCD #09	8-2-16
19	CCD #013	9-6-16
20	CCD #028	12-07-16

DATE ISSUED: 01/22/2016

SVA PROJECT NO: 2014-40129

SCALE: As indicated

SHEET NUMBER: **A112-B**

SHEET TITLE:

CONCOURSE LEVEL - SECTOR B

ARCHITECTS

3 MACARTHUR PLACE, SUITE 850 SANTA ANA, CA 92707
T 949.809.3380 WWW.SVA-ARCHITECTS.COM

THIS DOCUMENT CONTAINS INFORMATION PROPRIETARY TO SVA ARCHITECTS INC. AND IS FURNISHED IN CONFIDENCE FOR THE LIMITED PURPOSE OF EVALUATION, BIDDING OR REVIEW. THIS DOCUMENT OR ITS CONTENTS MAY NOT BE USED FOR ANY OTHER PURPOSE AND MAY NOT BE REPRODUCED OR DISCLOSED TO OTHERS WITHOUT THE PRIOR WRITTEN CONSENT OF SVA ARCHITECTS INC. ALL RIGHTS RESERVED. © COPYRIGHT 2015.

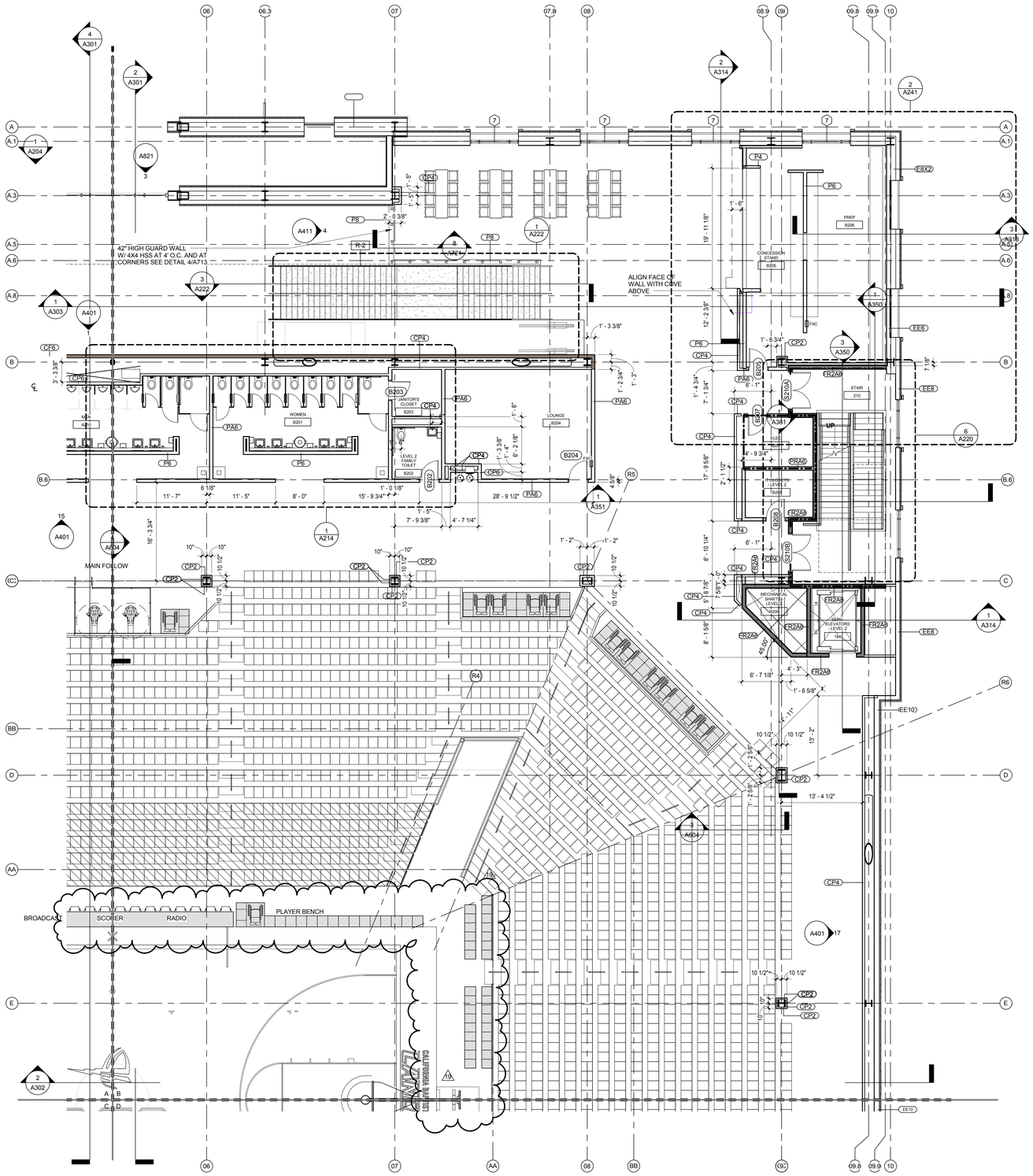

SECTOR PLAN TYPICAL NOTES

EXIT SIGNAGE

FXC — RECESSED FIRE EXTINGUISHER CABINET WITH FIRE EXTINGUISHER BOTTLE

RESTROOM TRASH RECEPTACLES: FF&E

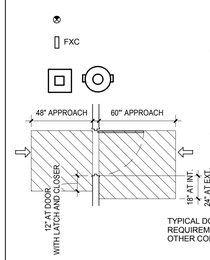

TYPICAL DOOR CLEARANCES AT ACCESSIBLE ROUTES

TYPICAL DOOR APPROACH CLEAR AREA REQUIREMENTS, [2013 CBC: 11B-404.2.4.2] - OTHER CONDITIONS PER [2013 CBC: 11B-404.2.3]

SECTOR PLAN LEGEND

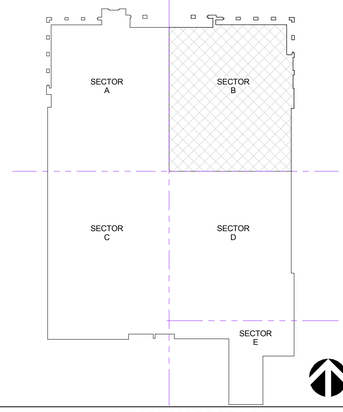

KEY PLAN SECTOR B

SECTOR PLAN TYPICAL NOTES

1. REFERENCE STANDARD EIFS DETAILS, A500 SERIES, FOR MISCELLANEOUS EXTERIOR WALL PENETRATIONS, ATTACHMENTS AND OTHER CONDITIONS NOT SPECIFICALLY REFERENCED.

2. SLAB OPENINGS FOR MECHANICAL SHAFTS SHALL BE COORDINATED WITH MECHANICAL SUB-CONTRACTOR'S LAYOUTS.

3. SLAB OPENINGS FOR STAIRS SHALL BE COORDINATED WITH STAIR CONTRACTOR'S APPROVED SHOP DRAWINGS.

4. SEATING BOWL PERIMETER SLAB EDGES SHALL BE COORDINATED WITH PRE-CAST CONTRACTOR'S APPROVED SHOP DRAWINGS.

5. DIMENSIONS TO EDGE OF SLAB/CURBS AND CURB WIDTHS AT GRADE LEVEL ARE DEPENDANT ON METAL STUD SIZES AND EIFS THICKNESS. DIMENSIONS TO BE COORDINATED WITH METAL STUD CONTRACTOR PRIOR TO FIELD LAYOUT.

6. FIRE PROOFING: FIRE PROOFING PER CBC TABLE 601 TYPE 1 B CONSTRUCTION

PRIMARY STRUCTURAL FRAME: 2 HOURS
FLOOR CONSTRUCTION AND ASSOCIATED SECONDARY MEMBERS: 2 HOURS
ROOF CONSTRUCTION AND ASSOCIATED SECONDARY MEMBERS: 1 HOUR *b

A. 2-HR RATED FIRE PROOFING IS REQUIRED AT ALL STRUCTURAL COLUMNS AND FLOOR FRAMING BEAMS. FIRE PROOFING SHALL BE SPRAY APPLIED U.N.O.. SEE **SHEET A710** FOR ASSEMBLIES.

B. TYPICAL ROOF STRUCTURAL FRAMING AND DECK SHALL BE FIRE PROTECTED PER DETAILS ON **SHEET A710.**

C. SEE SHEET **A140.1** FOR FIRE PROOFING BOUNDARIES AT HIGH ROOF OVER SEATING BOWL. FIRE PROOFING DETAILS PER **SHEET A710**. FIRE PROOFING PER CBC TABLE 601 FOOTNOTE b WITH PROPOSED EQUIVALENT COVERAGE AS APPROVED BY AHJ.

D. PRECAST CONCRETE STADIA "GRANDSTANDS" AND JOINT SEALANTS ARE NOT RATED UNLESS NOTED OTHERWISE. PLEASE REFERENCE CODE REPORT SECTION 3.2.1.

7. FIRE EXTINGUISHERS ARE EXCLUDED FROM PUBLIC AREAS DUE TO THE POTENTIAL FOR MAL-USE. PLEASE REFERENCE CODE REPORT SECTION 3.9.

8. PRECAST SEATING BOWL JOINTS ARE NOT FIRE RATED EXCEPT AT ELECTRICAL ROOM A131.

9. MEZZANINE LEVEL SHALL BE FINISHED TO A "SHELL AND CORE" LEVEL OF FINISH. GYP BD. WALLS SHALL BE TAPED WITH NO TEXTURE OR PAINT

10. FURNITURE, WHERE SHOWN, IS SHOWN FOR REFERENCE ONLY; COORDINATE WITH OWNER'S VENDOR.

11. ALL GYPSUM BOARD WALLS SHALL BE PAINTED FROM FLOOR TO FINISHED CEILING OR EXPOSED STRUCTURE - CBU STANDARD INTERIOR FIELD PAINT COLOR, U.N.O.

12. ALL GYPSUM BOARD CEILINGS SHALL BE PAINTED - CBU STANDARD CEILING PAINT, U.N.O.

13. SEE DETAILS 1 AND 3 A790 FOR LAVATORY COUNTERS AT SOLID SURFACE COUNTER /UNDERMOUNT SINK LOCATIONS.

CALIFORNIA BAPTIST UNIVERSITY

EVENTS CENTER

8431 DIANA AVENUE, RIVERSIDE, CA

REVISIONS:

	DESCRIPTION	DATE
17	CCD #09	8-2-16
19	CCD #013	9-6-16

DATE ISSUED: 01/22/2016

SVA PROJECT NO: 2014-40129

SCALE: As indicated

SHEET NUMBER: A112-B

SHEET TITLE:

CONCOURSE LEVEL - SECTOR B

h+k SVA ARCHITECTS

3 MACARTHUR PLACE, SUITE 850 SANTA ANA, CA 92707
T 949.809.3380 WWW.SVA-ARCHITECTS.COM

THIS DOCUMENT CONTAINS INFORMATION PROPRIETARY TO SVA ARCHITECTS INC. AND IS FURNISHED IN CONFIDENCE FOR THE LIMITED PURPOSE OF EVALUATION, BIDDING OR REVIEW. THIS DOCUMENT OR ITS CONTENTS MAY NOT BE USED FOR ANY OTHER PURPOSE AND MAY NOT BE REPRODUCED OR DISCLOSED TO OTHERS WITHOUT THE PRIOR WRITTEN CONSENT OF SVA ARCHITECTS INC. ALL RIGHTS RESERVED. © COPYRIGHT 2015.

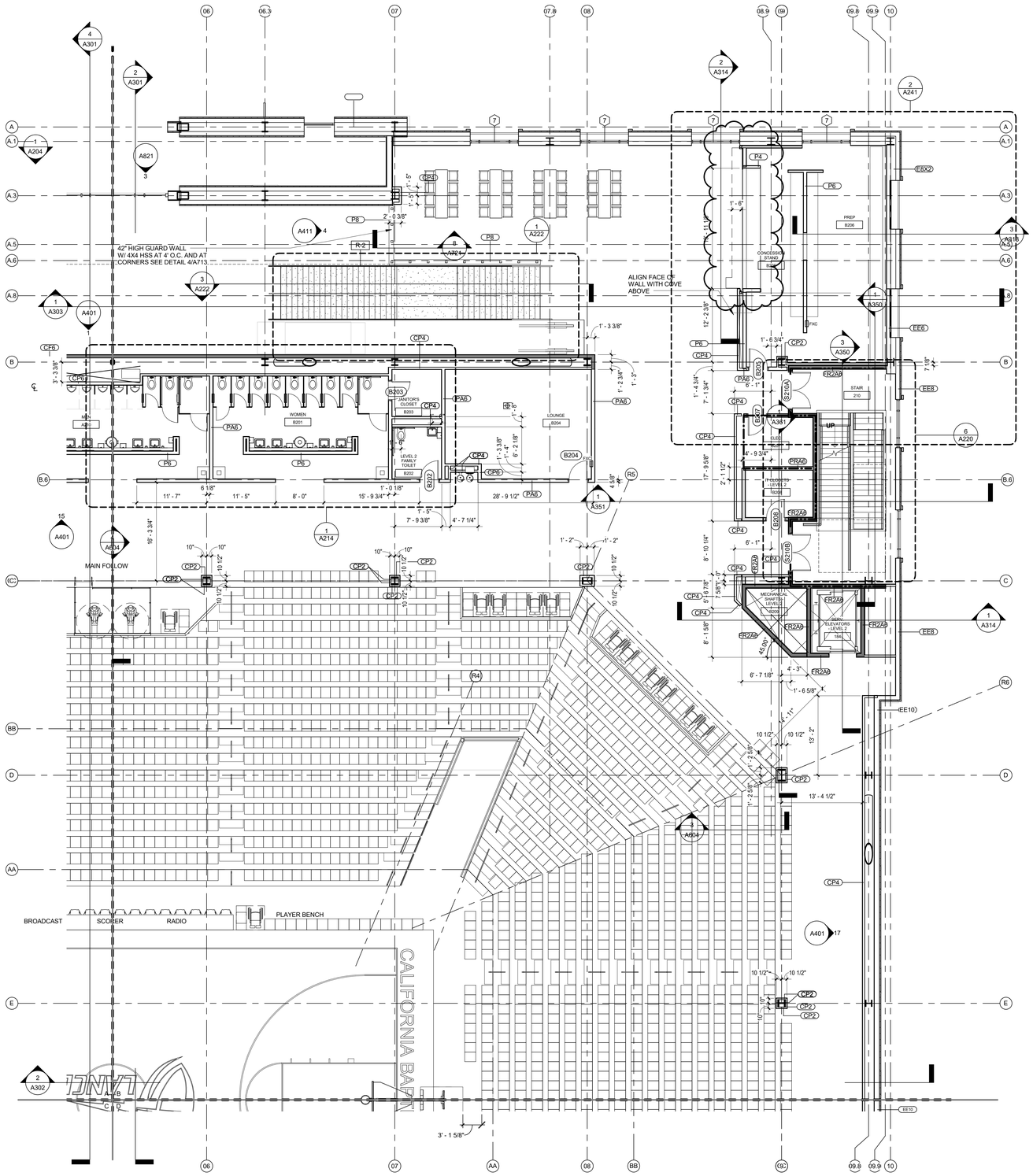

SECTOR PLAN TYPICAL NOTES

1. REFERENCE STANDARD EIFS DETAILS, A500 SERIES, FOR MISCELLANEOUS EXTERIOR WALL PENETRATIONS, ATTACHMENTS AND OTHER CONDITIONS NOT SPECIFICALLY REFERENCED.

2. SLAB OPENINGS FOR MECHANICAL SHAFTS SHALL BE COORDINATED WITH MECHANICAL SUB-CONTRACTOR'S LAYOUTS.

3. SLAB OPENINGS FOR STAIRS SHALL BE COORDINATED WITH STAIR CONTRACTOR'S APPROVED SHOP DRAWINGS.

4. SEATING BOWL PERIMETER SLAB EDGES SHALL BE COORDINATED WITH PRE-CAST CONTRACTOR'S APPROVED SHOP DRAWINGS.

5. DIMENSIONS TO EDGE OF SLAB/CURBS AND CURB WIDTHS AT GRADE LEVEL ARE DEPENDANT ON METAL STUD SIZES AND EIFS THICKNESS. DIMENSIONS TO BE COORDINATED WITH METAL STUD CONTRACTOR PRIOR TO FIELD LAYOUT.

6. FIRE PROOFING: FIRE PROOFING PER CBC TABLE 601 TYPE 1 B CONSTRUCTION

PRIMARY STRUCTURAL FRAME: 2 HOURS
FLOOR CONSTRUCTION AND ASSOCIATED SECONDARY MEMBERS: 2 HOURS
ROOF CONSTRUCTION AND ASSOCIATED SECONDARY MEMBERS: 1 HOUR *b

A. 2-HR RATED FIRE PROOFING IS REQUIRED AT ALL STRUCTURAL COLUMNS AND FLOOR FRAMING BEAMS. FIRE PROOFING SHALL BE SPRAY APPLIED U.N.O.. SEE **SHEET A710** FOR ASSEMBLIES.

B. TYPICAL ROOF STRUCTURAL FRAMING AND DECK SHALL BE FIRE PROTECTED PER DETAILS ON **SHEET A710.**

C. SEE SHEET **A140.1** FOR FIRE PROOFING BOUNDARIES AT HIGH ROOF OVER SEATING BOWL. FIRE PROOFING DETAILS PER **SHEET A710**. FIRE PROOFING PER CBC TABLE 601 FOOTNOTE b WITH PROPOSED EQUIVALENT COVERAGE AS APPROVED BY AHJ.

D. PRECAST CONCRETE STADIA "GRANDSTANDS" AND JOINT SEALANTS ARE NOT RATED UNLESS NOTED OTHERWISE. PLEASE REFERENCE CODE REPORT SECTION 3.2.1.

7. FIRE EXTINGUISHERS ARE EXCLUDED FROM PUBLIC AREAS DUE TO THE POTENTIAL FOR MAL-USE. PLEASE REFERENCE CODE REPORT SECTION 3.9.

8. PRECAST SEATING BOWL JOINTS ARE NOT FIRE RATED EXCEPT AT ELECTRICAL ROOM A131.

9. MEZZANINE LEVEL SHALL BE FINISHED TO A "SHELL AND CORE" LEVEL OF FINISH. GYP BD. WALLS SHALL BE TAPED WITH NO TEXTURE OR PAINT

10. FURNITURE, WHERE SHOWN, IS SHOWN FOR REFERENCE ONLY; COORDINATE WITH OWNER'S VENDOR.

11. ALL GYPSUM BOARD WALLS SHALL BE PAINTED FROM FLOOR TO FINISHED CEILING OR EXPOSED STRUCTURE - CBU STANDARD INTERIOR FIELD PAINT COLOR, U.N.O.

12. ALL GYPSUM BOARD CEILINGS SHALL BE PAINTED - CBU STANDARD CEILING PAINT, U.N.O.

13. SEE DETAILS 1 AND 3 A790 FOR LAVATORY COUNTERS AT SOLID SURFACE COUNTER /UNDERMOUNT SINK LOCATIONS.

SECTOR PLAN TYPICAL NOTES

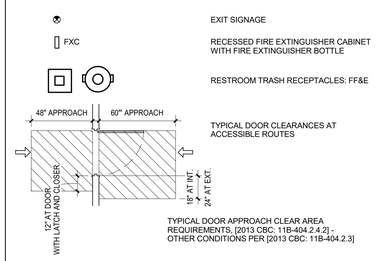

SECTOR PLAN LEGEND

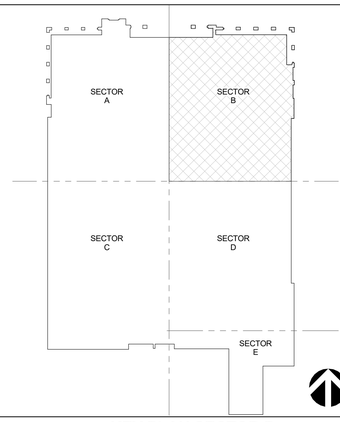

KEY PLAN SECTOR B

CONCOURSE LEVEL - SECTOR B | 1/8" = 1'-0" | **A1**

CALIFORNIA BAPTIST UNIVERSITY
EVENTS CENTER
8431 DIANA AVENUE, RIVERSIDE, CA

CCD #09
8-2-16

LICENSED ARCHITECT ROBERT M. SIMONS No. C-13301 Jan. 31, 2017 STATE OF CALIFORNIA

REVISIONS:

	DESCRIPTION	DATE
17	CCD #09	8-2-16

DATE ISSUED: 01/22/2016
SVA PROJECT NO: 2014-40129
SCALE: As indicated

SHEET NUMBER: **A112-B**

SHEET TITLE:

CONCOURSE LEVEL - SECTOR B

HOK SVA ARCHITECTS
3 MACARTHUR PLACE, SUITE 850 SANTA ANA, CA 92707
T 949.809.3380 WWW.SVA-ARCHITECTS.COM

THIS DOCUMENT CONTAINS INFORMATION PROPRIETARY TO SVA ARCHITECTS INC. AND IS FURNISHED IN CONFIDENCE FOR THE LIMITED PURPOSE OF EVALUATION, BIDDING OR REVIEW. THIS DOCUMENT OR ITS CONTENTS MAY NOT BE USED FOR ANY OTHER PURPOSE AND MAY NOT BE REPRODUCED OR DISCLOSED TO OTHERS WITHOUT THE PRIOR WRITTEN CONSENT OF SVA ARCHITECTS INC. ALL RIGHTS RESERVED. © COPYRIGHT 2015.

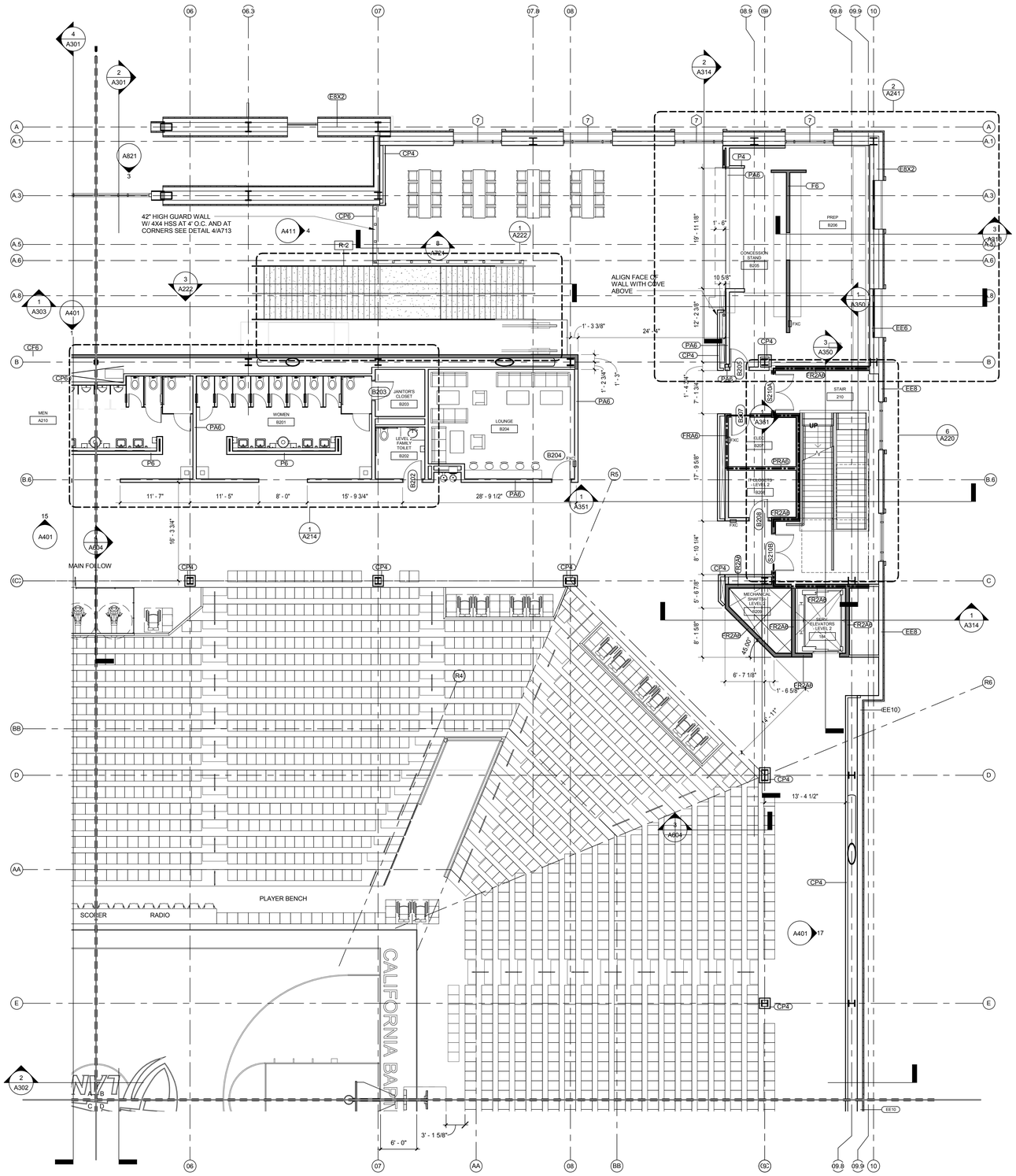

SECTOR PLAN TYPICAL NOTES

1. REFERENCE STANDARD EIFS DETAILS, A500 SERIES, FOR MISCELLANEOUS EXTERIOR WALL PENETRATIONS, ATTACHMENTS AND OTHER CONDITIONS NOT SPECIFICALLY REFERENCED.

2. SLAB OPENINGS FOR MECHANICAL SHAFTS SHALL BE COORDINATED WITH MECHANICAL SUB-CONTRACTOR'S LAYOUTS.

3. SLAB OPENINGS FOR STAIRS SHALL BE COORDINATED WITH STAIR CONTRACTOR'S APPROVED SHOP DRAWINGS.

4. SEATING BOWL PERIMETER SLAB EDGES SHALL BE COORDINATED WITH PRE-CAST CONTRACTOR'S APPROVED SHOP DRAWINGS.

5. DIMENSIONS TO EDGE OF SLAB/CURBS AND CURB WIDTHS AT GRADE LEVEL ARE DEPENDANT ON METAL STUD SIZES AND EIFS THICKNESS. DIMENSIONS TO BE COORDINATED WITH METAL STUD CONTRACTOR PRIOR TO FIELD LAYOUT.

6. FIRE PROOFING: FIRE PROOFING PER CBC TABLE 601 TYPE 1 B CONSTRUCTION

PRIMARY STRUCTURAL FRAME: 2 HOURS
FLOOR CONSTRUCTION AND ASSOCIATED SECONDARY MEMBERS: 2 HOURS
ROOF CONSTRUCTION AND ASSOCIATED SECONDARY MEMBERS: 1 HOUR *b

A. 2-HR RATED FIRE PROOFING IS REQUIRED AT ALL STRUCTURAL COLUMNS AND FLOOR FRAMING BEAMS. FIRE PROOFING SHALL BE SPRAY APPLIED U.N.O.. SEE **SHEET A710** FOR ASSEMBLIES.

B. TYPICAL ROOF STRUCTURAL FRAMING AND DECK SHALL BE FIRE PROTECTED PER DETAILS ON **SHEET A710.**

C. SEE SHEET **A140.1** FOR FIRE PROOFING BOUNDARIES AT HIGH ROOF OVER SEATING BOWL. FIRE PROOFING DETAILS PER **SHEET A710**. FIRE PROOFING PER CBC TABLE 601 FOOTNOTE b WITH PROPOSED EQUIVALENT COVERAGE AS APPROVED BY AHJ.

D. PRECAST CONCRETE STADIA "GRANDSTANDS" AND JOINT SEALANTS ARE NOT RATED UNLESS NOTED OTHERWISE. PLEASE REFERENCE CODE REPORT SECTION 3.2.1.

7. FIRE EXTINGUISHERS ARE EXCLUDED FROM PUBLIC AREAS DUE TO THE POTENTIAL FOR MAL-USE. PLEASE REFERENCE CODE REPORT SECTION 3.9.

8. PRECAST SEATING BOWL JOINTS ARE NOT FIRE RATED EXCEPT AT ELECTRICAL ROOM A131.

9. MEZZANINE LEVEL SHALL BE FINISHED TO A "SHELL AND CORE" LEVEL OF FINISH. GYP BD. WALLS SHALL BE TAPED WITH NO TEXTURE OR PAINT

10. FURNITURE, WHERE SHOWN, IS SHOWN FOR REFERENCE ONLY; COORDINATE WITH OWNER'S VENDOR.

11. ALL GYPSUM BOARD WALLS SHALL BE PAINTED FROM FLOOR TO FINISHED CEILING OR EXPOSED STRUCTURE - CBU STANDARD INTERIOR FIELD PAINT COLOR, U.N.O.

12. ALL GYPSUM BOARD CEILINGS SHALL BE PAINTED - CBU STANDARD CEILING PAINT, U.N.O.

13. SEE DETAILS 1 AND 3 A790 FOR LAVATORY COUNTERS AT SOLID SURFACE COUNTER /UNDERMOUNT SINK LOCATIONS.

SECTOR PLAN TYPICAL NOTES

EXIT SIGNAGE

FXC — RECESSED FIRE EXTINGUISHER CABINET WITH FIRE EXTINGUISHER BOTTLE

RESTROOM TRASH RECEPTACLES: FF&E

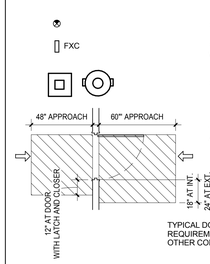

TYPICAL DOOR CLEARANCES AT ACCESSIBLE ROUTES

TYPICAL DOOR APPROACH CLEAR AREA REQUIREMENTS, [2013 CBC: 11B-404.2.4.2] - OTHER CONDITIONS PER [2013 CBC: 11B-404.2.3]

SECTOR PLAN LEGEND

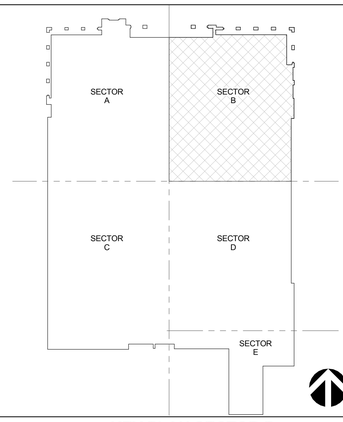

KEY PLAN SECTOR B

CONCOURSE LEVEL - SECTOR B | 1/8" = 1'-0" | **A1**

CALIFORNIA BAPTIST UNIVERSITY
EVENTS CENTER
8431 DIANA AVENUE, RIVERSIDE, CA

ISSUE FOR CONSTRUCTION 01-22-2016

REVISIONS:

	DESCRIPTION	DATE
1		
2		
3		
4		
5		
6		
7		
8		
9		
10		
11		
12		
13		
14		
15		

DATE ISSUED: 01/22/2016
SVA PROJECT NO: 2014-40129
SCALE: As indicated

SHEET NUMBER: A112-B
SHEET TITLE:

CONCOURSE LEVEL - SECTOR B

HOK SVA ARCHITECTS
3 MACARTHUR PLACE, SUITE 850 SANTA ANA, CA 92707
T 949.809.3380 WWW.SVA-ARCHITECTS.COM

THIS DOCUMENT CONTAINS INFORMATION PROPRIETARY TO SVA ARCHITECTS INC. AND IS FURNISHED IN CONFIDENCE FOR THE LIMITED PURPOSE OF EVALUATION, BIDDING OR REVIEW. THIS DOCUMENT OR ITS CONTENTS MAY NOT BE USED FOR ANY OTHER PURPOSE AND MAY NOT BE REPRODUCED OR DISCLOSED TO OTHERS WITHOUT THE PRIOR WRITTEN CONSENT OF SVA ARCHITECTS INC. ALL RIGHTS RESERVED. © COPYRIGHT 2015.

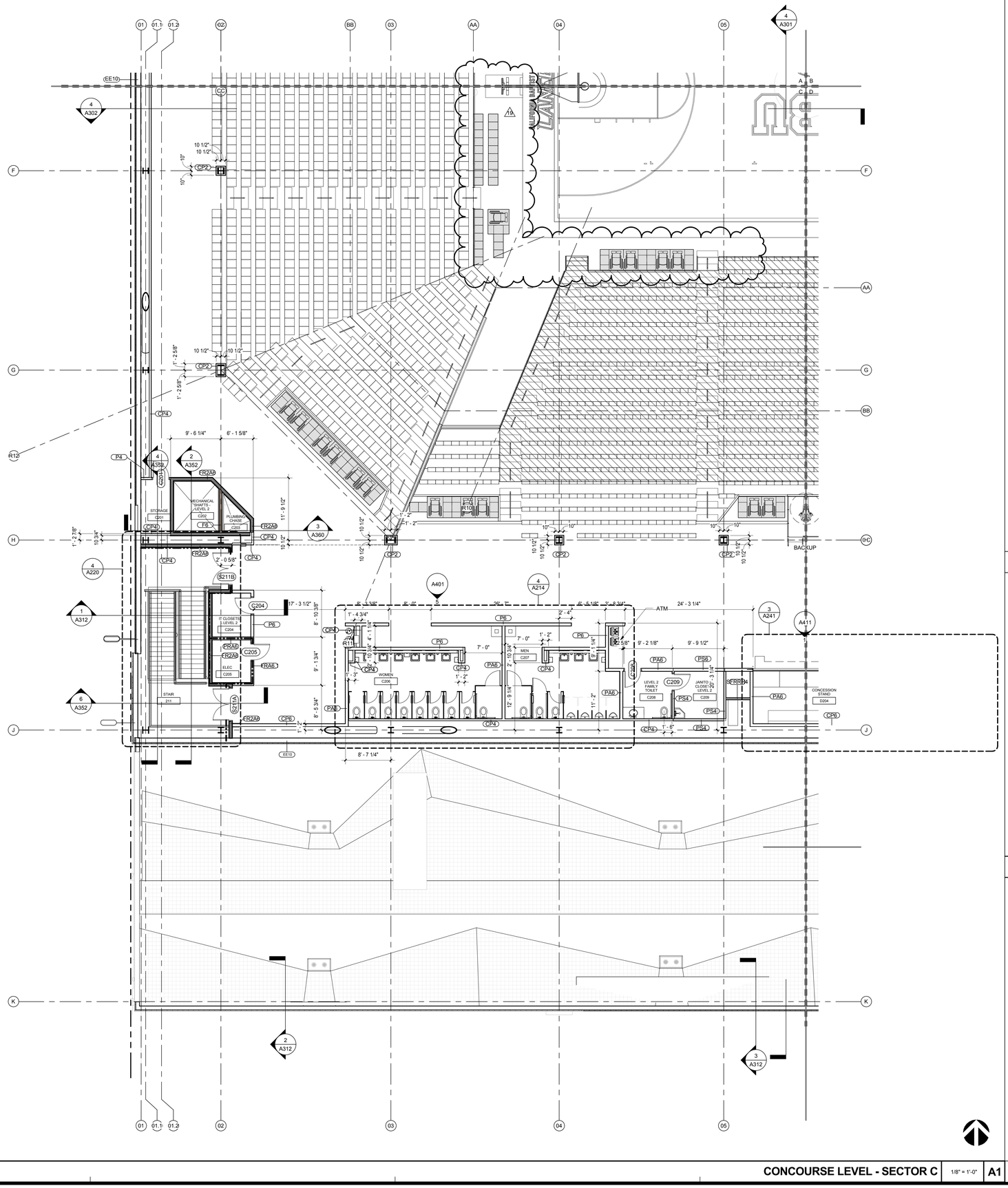

SECTOR PLAN TYPICAL NOTES

1. REFERENCE STANDARD EIFS DETAILS, A500 SERIES, FOR MISCELLANEOUS EXTERIOR WALL PENETRATIONS, ATTACHMENTS AND OTHER CONDITIONS NOT SPECIFICALLY REFERENCED.

2. SLAB OPENINGS FOR MECHANICAL SHAFTS SHALL BE COORDINATED WITH MECHANICAL SUB-CONTRACTOR'S LAYOUTS.

3. SLAB OPENINGS FOR STAIRS SHALL BE COORDINATED WITH STAIR CONTRACTOR'S APPROVED SHOP DRAWINGS.

4. SEATING BOWL PERIMETER SLAB EDGES SHALL BE COORDINATED WITH PRE-CAST CONTRACTOR'S APPROVED SHOP DRAWINGS.

5. DIMENSIONS TO EDGE OF SLAB/CURBS AND CURB WIDTHS AT GRADE LEVEL ARE DEPENDANT ON METAL STUD SIZES AND EIFS THICKNESS. DIMENSIONS TO BE COORDINATED WITH METAL STUD CONTRACTOR PRIOR TO FIELD LAYOUT.

6. FIRE PROOFING: FIRE PROOFING PER CBC TABLE 601 TYPE 1 B CONSTRUCTION

PRIMARY STRUCTURAL FRAME: 2 HOURS
FLOOR CONSTRUCTION AND ASSOCIATED SECONDARY MEMBERS: 2 HOURS
ROOF CONSTRUCTION AND ASSOCIATED SECONDARY MEMBERS: 1 HOUR ^b

A. 2-HR RATED FIRE PROOFING IS REQUIRED AT ALL STRUCTURAL COLUMNS AND FLOOR FRAMING BEAMS. FIRE PROOFING SHALL BE SPRAY APPLIED U.N.O.. SEE **SHEET A710** FOR ASSEMBLIES.

B. TYPICAL ROOF STRUCTURAL FRAMING AND DECK SHALL BE FIRE PROTECTED PER DETAILS ON **SHEET A710.**

C. SEE SHEET **A140.1** FOR FIRE PROOFING BOUNDARIES AT HIGH ROOF OVER SEATING BOWL. FIRE PROOFING DETAILS PER **SHEET A710**. FIRE PROOFING PER CBC TABLE 601 FOOTNOTE b WITH PROPOSED EQUIVALENT COVERAGE AS APPROVED BY AHJ.

D. PRECAST CONCRETE STADIA "GRANDSTANDS" AND JOINT SEALANTS ARE NOT RATED UNLESS NOTED OTHERWISE. PLEASE REFERENCE CODE REPORT SECTION 3.2.1.

7. FIRE EXTINGUISHERS ARE EXCLUDED FROM PUBLIC AREAS DUE TO THE POTENTIAL FOR MAL-USE. PLEASE REFERENCE CODE REPORT SECTION 3.9.

8. PRECAST SEATING BOWL JOINTS ARE NOT FIRE RATED EXCEPT AT ELECTRICAL ROOM A131.

9. MEZZANINE LEVEL SHALL BE FINISHED TO A "SHELL AND CORE" LEVEL OF FINISH. GYP BD. WALLS SHALL BE TAPED WITH NO TEXTURE OR PAINT

10. FURNITURE, WHERE SHOWN, IS SHOWN FOR REFERENCE ONLY; COORDINATE WITH OWNER'S VENDOR.

11. ALL GYPSUM BOARD WALLS SHALL BE PAINTED FROM FLOOR TO FINISHED CEILING OR EXPOSED STRUCTURE - CBU STANDARD INTERIOR FIELD PAINT COLOR, U.N.O.

12. ALL GYPSUM BOARD CEILINGS SHALL BE PAINTED - CBU STANDARD CEILING PAINT, U.N.O.

13. SEE DETAILS 1 AND 3 A790 FOR LAVATORY COUNTERS AT SOLID SURFACE COUNTER /UNDERMOUNT SINK LOCATIONS.

SECTOR PLAN TYPICAL NOTES

EXIT SIGNAGE

FXC — RECESSED FIRE EXTINGUISHER CABINET WITH FIRE EXTINGUISHER BOTTLE

RESTROOM TRASH RECEPTACLES: FF&E

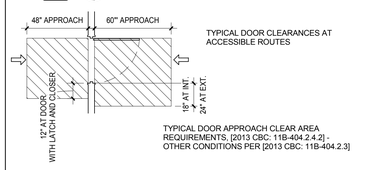

TYPICAL DOOR CLEARANCES AT ACCESSIBLE ROUTES

TYPICAL DOOR APPROACH CLEAR AREA REQUIREMENTS, [2013 CBC: 11B-404.2.4.2] - OTHER CONDITIONS PER [2013 CBC: 11B-404.2.3]

SECTOR PLAN LEGEND

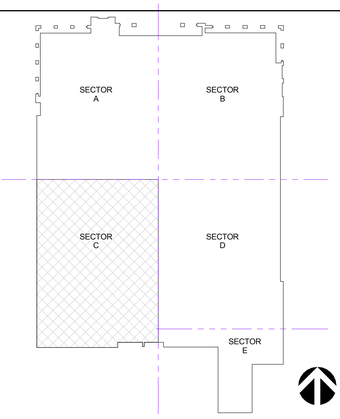

KEY PLAN SECTOR C

CONCOURSE LEVEL - SECTOR C | 1/8" = 1'-0" | A1

CALIFORNIA BAPTIST UNIVERSITY

EVENTS CENTER

8431 DIANA AVENUE, RIVERSIDE, CA

REVISIONS:

	DESCRIPTION	DATE
19	CCD #013	9-6-16

DATE ISSUED: 01/22/2016

SVA PROJECT NO: 2014-40129

SCALE: As indicated

SHEET NUMBER: A112-C

SHEET TITLE:

CONCOURSE LEVEL - SECTOR C

3 MACARTHUR PLACE, SUITE 850 SANTA ANA, CA 92707
T 949.809.3380 WWW.SVA-ARCHITECTS.COM

THIS DOCUMENT CONTAINS INFORMATION PROPRIETARY TO SVA ARCHITECTS INC., AND IS FURNISHED IN CONFIDENCE FOR THE LIMITED PURPOSE OF EVALUATION, BIDDING OR REVIEW. THIS DOCUMENT OR ITS CONTENTS MAY NOT BE USED FOR ANY OTHER PURPOSE AND MAY NOT BE REPRODUCED OR DISCLOSED TO OTHERS WITHOUT THE PRIOR WRITTEN CONSENT OF SVA ARCHITECTS INC. ALL RIGHTS RESERVED, © COPYRIGHT 2015.

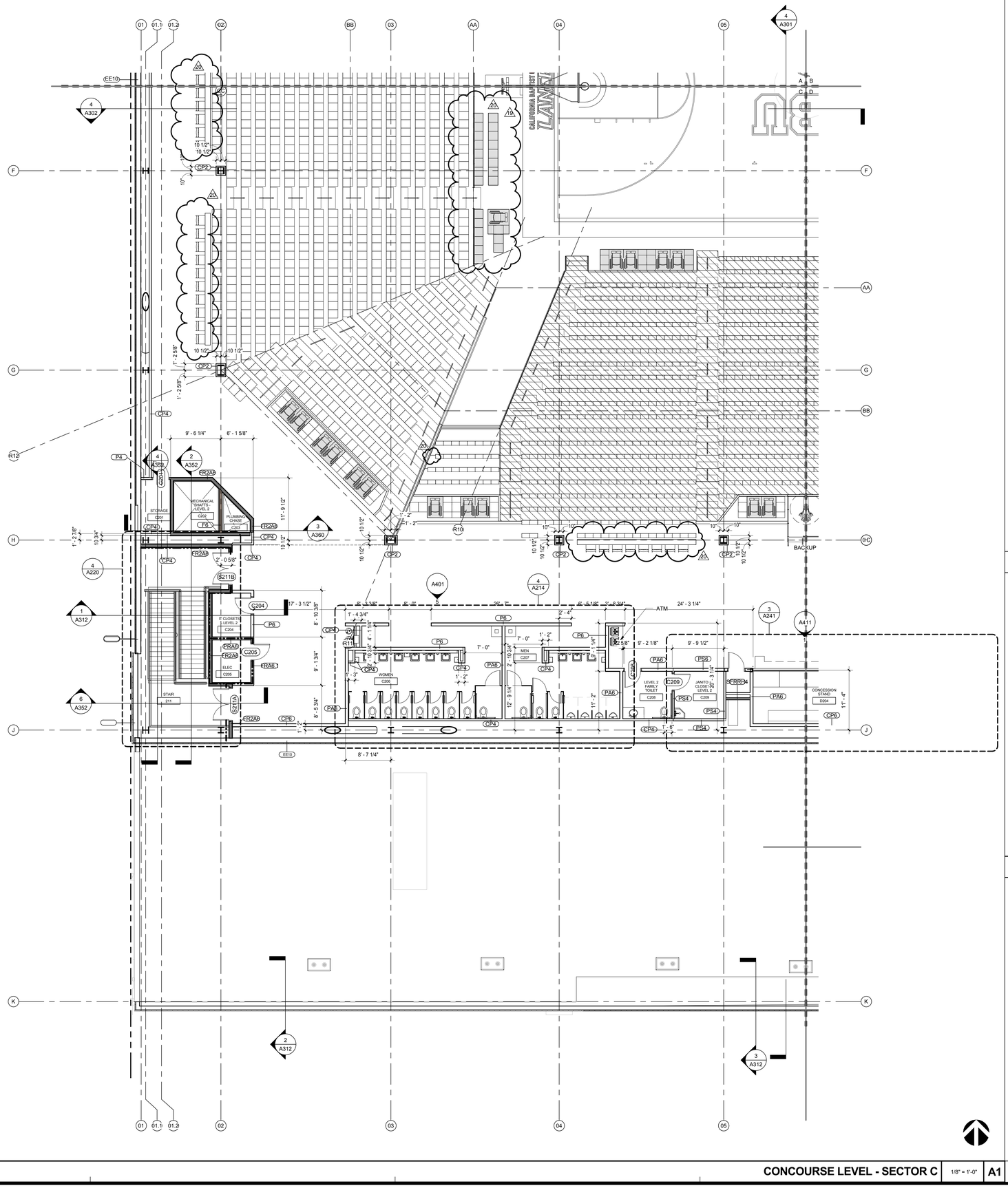
01
01.1
01.2
02
BB
03
AA
04
05
F
G
H
J
K
AA
BB
CC
R12
R10
R11
(EE10)
4 A302
4 A301
A B
C D
CP2
CP4
P4
P5
P6
P8
PA6
PS2
PS4
ER2A6
ER2A8
ER2A9
ER2A10
20
19
10 1/2"
10"
1' - 2 5/8"
9' - 6 1/4"
6' - 1 5/8"
4 A358
2 A352
3 A360
4 A220
1 A312
6 A352
2 A312
3 A312
A401
4 A214
3 A241
A411
S211A
S211B
C204
C205
C206
C207
C208
C209
C210
C211
C212
C213
C214
C215
C216
C217
C218
C219
C220
C221
C222
C223
C224
C225
C226
C227
C228
C229
C230
C231
C232
C233
C234
C235
C236
C237
C238
C239
C240
C241
C242
C243

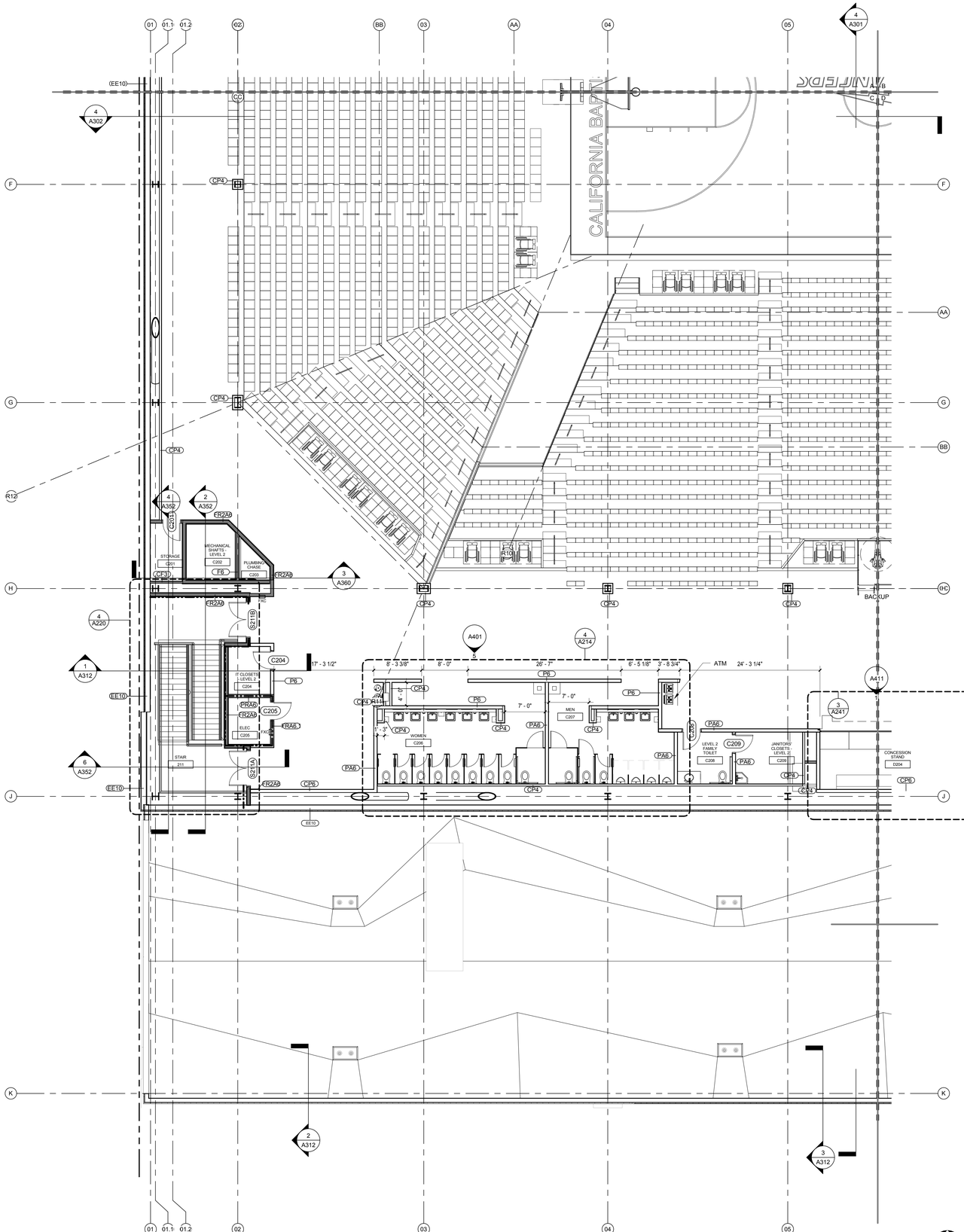

SECTOR PLAN TYPICAL NOTES

1. REFERENCE STANDARD EIFS DETAILS, A500 SERIES, FOR MISCELLANEOUS EXTERIOR WALL PENETRATIONS, ATTACHMENTS AND OTHER CONDITIONS NOT SPECIFICALLY REFERENCED.

2. SLAB OPENINGS FOR MECHANICAL SHAFTS SHALL BE COORDINATED WITH MECHANICAL SUB-CONTRACTOR'S LAYOUTS.

3. SLAB OPENINGS FOR STAIRS SHALL BE COORDINATED WITH STAIR CONTRACTOR'S APPROVED SHOP DRAWINGS.

4. SEATING BOWL PERIMETER SLAB EDGES SHALL BE COORDINATED WITH PRE-CAST CONTRACTOR'S APPROVED SHOP DRAWINGS.

5. DIMENSIONS TO EDGE OF SLAB/CURBS AND CURB WIDTHS AT GRADE LEVEL ARE DEPENDANT ON METAL STUD SIZES AND EIFS THICKNESS. DIMENSIONS TO BE COORDINATED WITH METAL STUD CONTRACTOR PRIOR TO FIELD LAYOUT.

6. FIRE PROOFING: FIRE PROOFING PER CBC TABLE 601 TYPE 1 B CONSTRUCTION

PRIMARY STRUCTURAL FRAME: 2 HOURS
FLOOR CONSTRUCTION AND ASSOCIATED SECONDARY MEMBERS: 2 HOURS
ROOF CONSTRUCTION AND ASSOCIATED SECONDARY MEMBERS: 1 HOUR ^b

A. 2-HR RATED FIRE PROOFING IS REQUIRED AT ALL STRUCTURAL COLUMNS AND FLOOR FRAMING BEAMS. FIRE PROOFING SHALL BE SPRAY APPLIED U.N.O.. SEE **SHEET A710** FOR ASSEMBLIES.

B. TYPICAL ROOF STRUCTURAL FRAMING AND DECK SHALL BE FIRE PROTECTED PER DETAILS ON **SHEET A710.**

C. SEE SHEET **A140.1** FOR FIRE PROOFING BOUNDARIES AT HIGH ROOF OVER SEATING BOWL. FIRE PROOFING DETAILS PER **SHEET A710**. FIRE PROOFING PER CBC TABLE 601 FOOTNOTE b WITH PROPOSED EQUIVALENT COVERAGE AS APPROVED BY AHJ.

D. PRECAST CONCRETE STADIA "GRANDSTANDS" AND JOINT SEALANTS ARE NOT RATED UNLESS NOTED OTHERWISE. PLEASE REFERENCE CODE REPORT SECTION 3.2.1.

7. FIRE EXTINGUISHERS ARE EXCLUDED FROM PUBLIC AREAS DUE TO THE POTENTIAL FOR MAL-USE. PLEASE REFERENCE CODE REPORT SECTION 3.9.

8. PRECAST SEATING BOWL JOINTS ARE NOT FIRE RATED EXCEPT AT ELECTRICAL ROOM A131.

9. MEZZANINE LEVEL SHALL BE FINISHED TO A "SHELL AND CORE" LEVEL OF FINISH. GYP BD. WALLS SHALL BE TAPED WITH NO TEXTURE OR PAINT

10. FURNITURE, WHERE SHOWN, IS SHOWN FOR REFERENCE ONLY; COORDINATE WITH OWNER'S VENDOR.

11. ALL GYPSUM BOARD WALLS SHALL BE PAINTED FROM FLOOR TO FINISHED CEILING OR EXPOSED STRUCTURE - CBU STANDARD INTERIOR FIELD PAINT COLOR, U.N.O.

12. ALL GYPSUM BOARD CEILINGS SHALL BE PAINTED - CBU STANDARD CEILING PAINT, U.N.O.

13. SEE DETAILS 1 AND 3 A790 FOR LAVATORY COUNTERS AT SOLID SURFACE COUNTER /UNDERMOUNT SINK LOCATIONS.

SECTOR PLAN TYPICAL NOTES

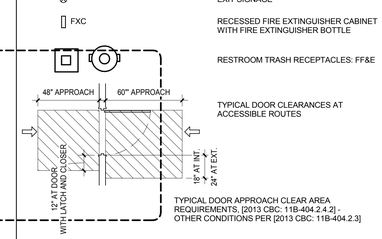

SECTOR PLAN LEGEND

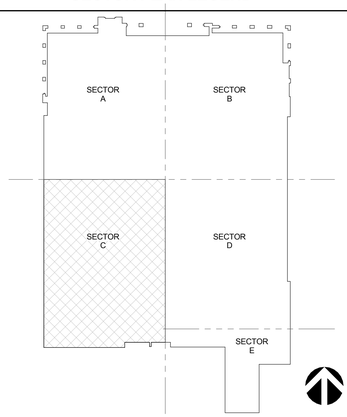

KEY PLAN SECTOR C

CONCOURSE LEVEL - SECTOR C | 1/8" = 1'-0" | **A1**

CALIFORNIA BAPTIST UNIVERSITY
EVENTS CENTER
8431 DIANA AVENUE, RIVERSIDE, CA

ISSUE FOR CONSTRUCTION 01-22-2016

REVISIONS:

	DESCRIPTION	DATE

DATE ISSUED: 01/22/2016
SVA PROJECT NO: 2014-40129
SCALE: As indicated

SHEET NUMBER: **A112-C**

SHEET TITLE:

CONCOURSE LEVEL - SECTOR C

HOK SVA ARCHITECTS
3 MACARTHUR PLACE, SUITE 850 SANTA ANA, CA 92707
T 949.809.3380 WWW.SVA-ARCHITECTS.COM

THIS DOCUMENT CONTAINS INFORMATION PROPRIETARY TO SVA ARCHITECTS INC., AND IS FURNISHED IN CONFIDENCE FOR THE LIMITED PURPOSE OF REVIEW BY THE RECIPIENT. REPRODUCTION OF THIS DOCUMENT OR ANY PART THEREOF MAY NOT BE USED FOR ANY OTHER PURPOSE AND MAY NOT BE REPRODUCED OR DISCLOSED TO OTHERS WITHOUT THE PRIOR WRITTEN CONSENT OF SVA ARCHITECTS INC. ALL RIGHTS RESERVED, © COPYRIGHT 2015.

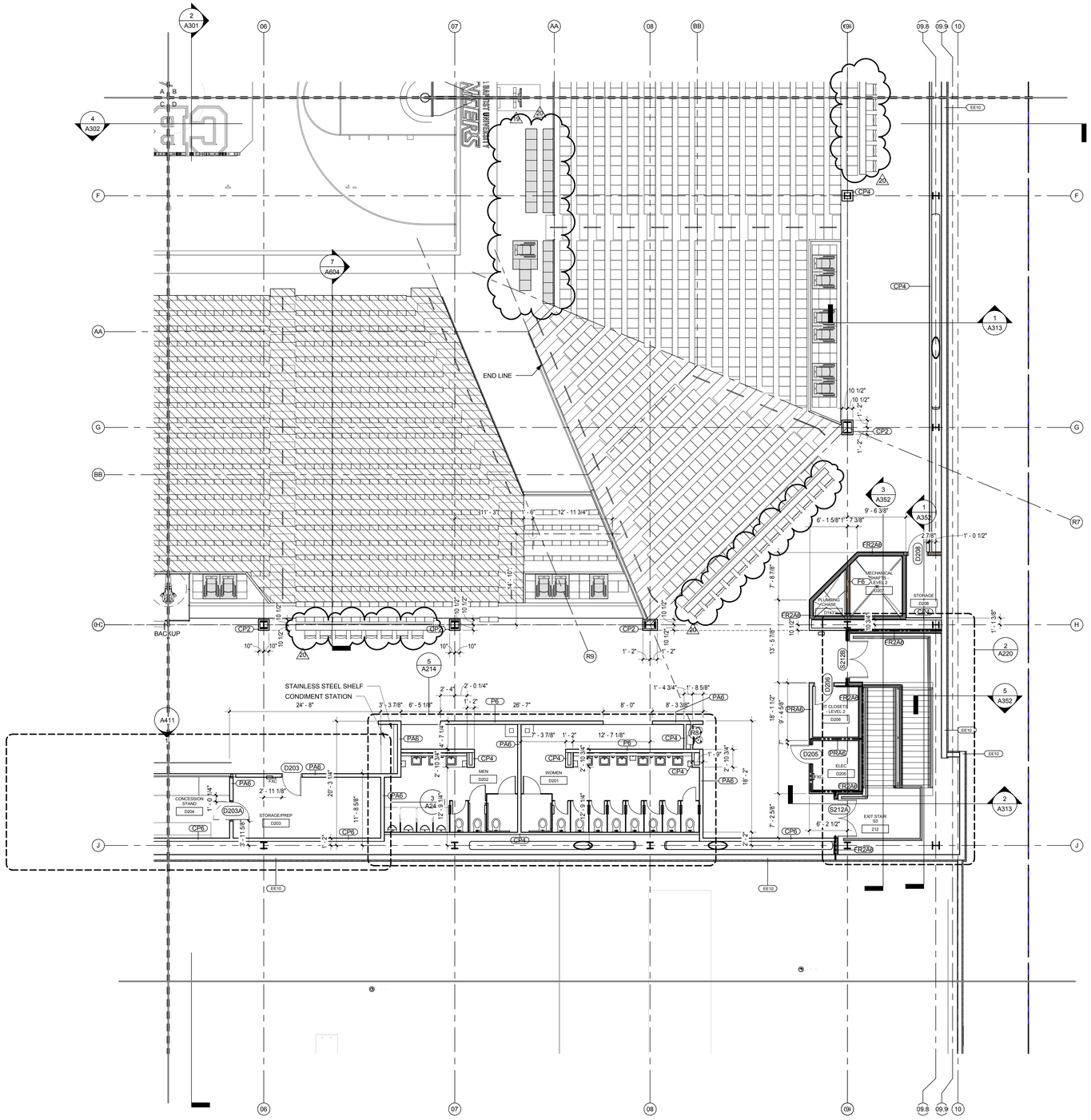

SECTOR PLAN TYPICAL NOTES

1. REFERENCE STANDARD EIFS DETAILS, A500 SERIES, FOR MISCELLANEOUS EXTERIOR WALL PENETRATIONS, ATTACHMENTS AND OTHER CONDITIONS NOT SPECIFICALLY REFERENCED.

2. SLAB OPENINGS FOR MECHANICAL SHAFTS SHALL BE COORDINATED WITH MECHANICAL SUB-CONTRACTOR'S LAYOUTS.

3. SLAB OPENINGS FOR STAIRS SHALL BE COORDINATED WITH STAIR CONTRACTOR'S APPROVED SHOP DRAWINGS.

4. SEATING BOWL PERIMETER SLAB EDGES SHALL BE COORDINATED WITH PRE-CAST CONTRACTOR'S APPROVED SHOP DRAWINGS.

5. DIMENSIONS TO EDGE OF SLAB/CURBS AND CURB WIDTHS AT GRADE LEVEL ARE DEPENDANT ON METAL STUD SIZES AND EIFS THICKNESS. DIMENSIONS TO BE COORDINATED WITH METAL STUD CONTRACTOR PRIOR TO FIELD LAYOUT.

6. FIRE PROOFING: FIRE PROOFING PER CBC TABLE 601 TYPE 1 B CONSTRUCTION

PRIMARY STRUCTURAL FRAME: 2 HOURS
FLOOR CONSTRUCTION AND ASSOCIATED SECONDARY MEMBERS: 2 HOURS
ROOF CONSTRUCTION AND ASSOCIATED SECONDARY MEMBERS: 1 HOUR ^b

A. 2-HR RATED FIRE PROOFING IS REQUIRED AT ALL STRUCTURAL COLUMNS AND FLOOR FRAMING BEAMS. FIRE PROOFING SHALL BE SPRAY APPLIED U.N.O.. SEE **SHEET A710** FOR ASSEMBLIES.

B. TYPICAL ROOF STRUCTURAL FRAMING AND DECK SHALL BE FIRE PROTECTED PER DETAILS ON **SHEET A710.**

C. SEE SHEET **A140.1** FOR FIRE PROOFING BOUNDARIES AT HIGH ROOF OVER SEATING BOWL. FIRE PROOFING DETAILS PER **SHEET A710**. FIRE PROOFING PER CBC TABLE 601 FOOTNOTE b WITH PROPOSED EQUIVALENT COVERAGE AS APPROVED BY AHJ.

D. PRECAST CONCRETE STADIA "GRANDSTANDS" AND JOINT SEALANTS ARE NOT RATED UNLESS NOTED OTHERWISE. PLEASE REFERENCE CODE REPORT SECTION 3.2.1.

7. FIRE EXTINGUISHERS ARE EXCLUDED FROM PUBLIC AREAS DUE TO THE POTENTIAL FOR MAL-USE. PLEASE REFERENCE CODE REPORT SECTION 3.9.

8. PRECAST SEATING BOWL JOINTS ARE NOT FIRE RATED EXCEPT AT ELECTRICAL ROOM A131.

9. MEZZANINE LEVEL SHALL BE FINISHED TO A "SHELL AND CORE" LEVEL OF FINISH. GYP BD. WALLS SHALL BE TAPED WITH NO TEXTURE OR PAINT

10. FURNITURE, WHERE SHOWN, IS SHOWN FOR REFERENCE ONLY; COORDINATE WITH OWNER'S VENDOR.

11. ALL GYPSUM BOARD WALLS SHALL BE PAINTED FROM FLOOR TO FINISHED CEILING OR EXPOSED STRUCTURE - CBU STANDARD INTERIOR FIELD PAINT COLOR, U.N.O.

12. ALL GYPSUM BOARD CEILINGS SHALL BE PAINTED - CBU STANDARD CEILING PAINT, U.N.O.

13. SEE DETAILS 1 AND 3 A790 FOR LAVATORY COUNTERS AT SOLID SURFACE COUNTER /UNDERMOUNT SINK LOCATIONS.

SECTOR PLAN TYPICAL NOTES

EXIT SIGNAGE

FXC — RECESSED FIRE EXTINGUISHER CABINET WITH FIRE EXTINGUISHER BOTTLE

RESTROOM TRASH RECEPTACLES: FF&E

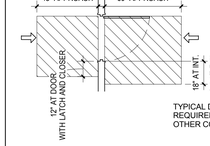

TYPICAL DOOR CLEARANCES AT ACCESSIBLE ROUTES

TYPICAL DOOR APPROACH CLEAR AREA REQUIREMENTS. [2013 CBC: 11B-404.2.4.2] - OTHER CONDITIONS PER [2013 CBC: 11B-404.2.3]

SECTOR PLAN LEGEND

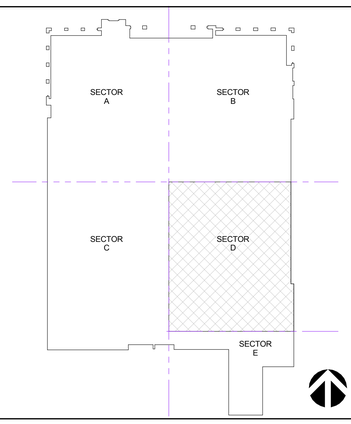

KEY PLAN SECTOR D

CONCOURSE LEVEL - SECTOR D | 1/8" = 1'-0" | **A1**

CALIFORNIA BAPTIST UNIVERSITY

EVENTS CENTER

8431 DIANA AVENUE, RIVERSIDE, CA

-

REVISIONS:

	DESCRIPTION	DATE
19	CCD #013	9-6-16
20	CCD #028	12-07-16

DATE ISSUED: 01/22/2016

SVA PROJECT NO: 2014-40129

SCALE: As indicated

SHEET NUMBER: A112-D

SHEET TITLE:

CONCOURSE LEVEL - SECTOR D

ARCHITECTS

3 MACARTHUR PLACE, SUITE 850 SANTA ANA, CA 92707
T 949.809.3380 WWW.SVA-ARCHITECTS.COM

THIS DOCUMENT CONTAINS INFORMATION PROPRIETARY TO SVA ARCHITECTS INC. AND IS FURNISHED IN CONFIDENCE FOR THE LIMITED PURPOSE OF EVALUATION, BIDDING OR REVIEW. THIS DOCUMENT OR ITS CONTENTS MAY NOT BE USED FOR ANY OTHER PURPOSE AND MAY NOT BE REPRODUCED OR DISCLOSED TO OTHERS WITHOUT THE PRIOR WRITTEN CONSENT OF SVA ARCHITECTS INC. ALL RIGHTS RESERVED, © COPYRIGHT 2015.

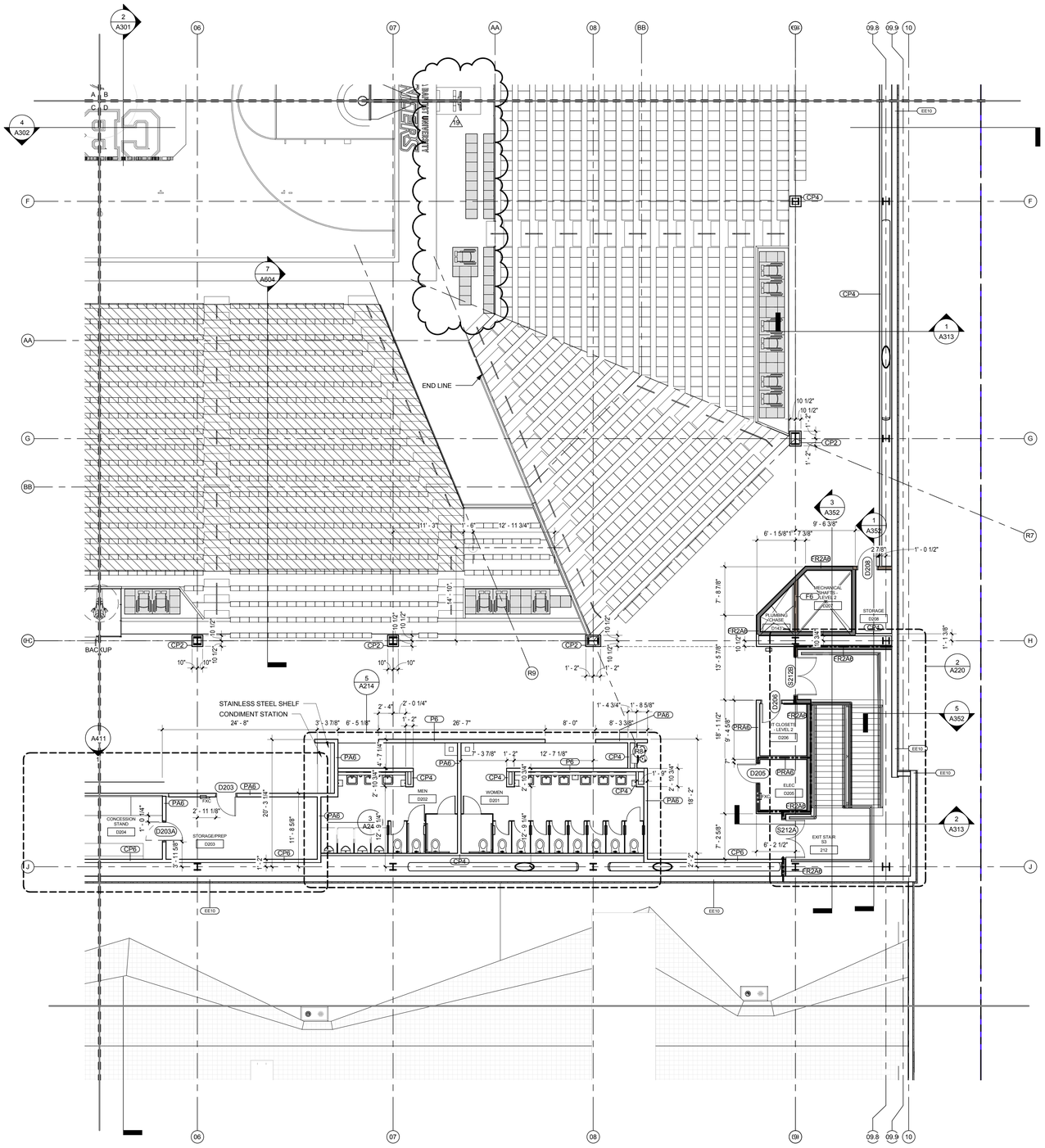

SECTOR PLAN TYPICAL NOTES

1. REFERENCE STANDARD EIFS DETAILS, A500 SERIES, FOR MISCELLANEOUS EXTERIOR WALL PENETRATIONS, ATTACHMENTS AND OTHER CONDITIONS NOT SPECIFICALLY REFERENCED.

2. SLAB OPENINGS FOR MECHANICAL SHAFTS SHALL BE COORDINATED WITH MECHANICAL SUB-CONTRACTOR'S LAYOUTS.

3. SLAB OPENINGS FOR STAIRS SHALL BE COORDINATED WITH STAIR CONTRACTOR'S APPROVED SHOP DRAWINGS.

4. SEATING BOWL PERIMETER SLAB EDGES SHALL BE COORDINATED WITH PRE-CAST CONTRACTOR'S APPROVED SHOP DRAWINGS.

5. DIMENSIONS TO EDGE OF SLAB/CURBS AND CURB WIDTHS AT GRADE LEVEL ARE DEPENDANT ON METAL STUD SIZES AND EIFS THICKNESS. DIMENSIONS TO BE COORDINATED WITH METAL STUD CONTRACTOR PRIOR TO FIELD LAYOUT.

6. FIRE PROOFING: FIRE PROOFING PER CBC TABLE 601 TYPE 1 B CONSTRUCTION

PRIMARY STRUCTURAL FRAME: 2 HOURS
FLOOR CONSTRUCTION AND ASSOCIATED SECONDARY MEMBERS: 2 HOURS
ROOF CONSTRUCTION AND ASSOCIATED SECONDARY MEMBERS: 1 HOUR ^b

A. 2-HR RATED FIRE PROOFING IS REQUIRED AT ALL STRUCTURAL COLUMNS AND FLOOR FRAMING BEAMS. FIRE PROOFING SHALL BE SPRAY APPLIED U.N.O.. SEE **SHEET A710** FOR ASSEMBLIES.

B. TYPICAL ROOF STRUCTURAL FRAMING AND DECK SHALL BE FIRE PROTECTED PER DETAILS ON **SHEET A710.**

C. SEE SHEET **A140.1** FOR FIRE PROOFING BOUNDARIES AT HIGH ROOF OVER SEATING BOWL. FIRE PROOFING DETAILS PER **SHEET A710**. FIRE PROOFING PER CBC TABLE 601 FOOTNOTE b WITH PROPOSED EQUIVALENT COVERAGE AS APPROVED BY AHJ.

D. PRECAST CONCRETE STADIA "GRANDSTANDS" AND JOINT SEALANTS ARE NOT RATED UNLESS NOTED OTHERWISE. PLEASE REFERENCE CODE REPORT SECTION 3.2.1.

7. FIRE EXTINGUISHERS ARE EXCLUDED FROM PUBLIC AREAS DUE TO THE POTENTIAL FOR MAL-USE. PLEASE REFERENCE CODE REPORT SECTION 3.9.

8. PRECAST SEATING BOWL JOINTS ARE NOT FIRE RATED EXCEPT AT ELECTRICAL ROOM A131.

9. MEZZANINE LEVEL SHALL BE FINISHED TO A "SHELL AND CORE" LEVEL OF FINISH. GYP BD. WALLS SHALL BE TAPED WITH NO TEXTURE OR PAINT

10. FURNITURE, WHERE SHOWN, IS SHOWN FOR REFERENCE ONLY; COORDINATE WITH OWNER'S VENDOR.

11. ALL GYPSUM BOARD WALLS SHALL BE PAINTED FROM FLOOR TO FINISHED CEILING OR EXPOSED STRUCTURE - CBU STANDARD INTERIOR FIELD PAINT COLOR, U.N.O.

12. ALL GYPSUM BOARD CEILINGS SHALL BE PAINTED - CBU STANDARD CEILING PAINT, U.N.O.

13. SEE DETAILS 1 AND 3 A790 FOR LAVATORY COUNTERS AT SOLID SURFACE COUNTER /UNDERMOUNT SINK LOCATIONS.

SECTOR PLAN TYPICAL NOTES

EXIT SIGNAGE

FXC — RECESSED FIRE EXTINGUISHER CABINET WITH FIRE EXTINGUISHER BOTTLE

RESTROOM TRASH RECEPTACLES: FF&E

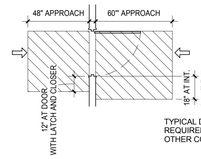

TYPICAL DOOR CLEARANCES AT ACCESSIBLE ROUTES

TYPICAL DOOR APPROACH CLEAR AREA REQUIREMENTS. [2013 CBC: 11B-404.2.4.2] - OTHER CONDITIONS PER [2013 CBC: 11B-404.2.3]

SECTOR PLAN LEGEND

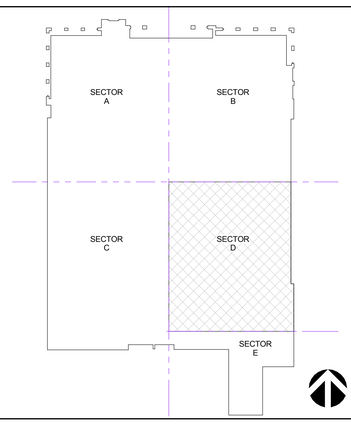

KEY PLAN SECTOR D

CONCOURSE LEVEL - SECTOR D | 1/8" = 1'-0" | **A1**

CALIFORNIA BAPTIST UNIVERSITY

EVENTS CENTER

8431 DIANA AVENUE, RIVERSIDE, CA

-

REVISIONS:

	DESCRIPTION	DATE
19	CCD #013	9-6-16

DATE ISSUED: 01/22/2016

SVA PROJECT NO: 2014-40129

SCALE: As indicated

SHEET NUMBER: A112-D

SHEET TITLE:

CONCOURSE LEVEL - SECTOR D

3 MACARTHUR PLACE, SUITE 850 SANTA ANA, CA 92707
T 949.809.3380 WWW.SVA-ARCHITECTS.COM

THIS DOCUMENT CONTAINS INFORMATION PROPRIETARY TO SVA ARCHITECTS INC. AND IS FURNISHED IN CONFIDENCE FOR THE LIMITED PURPOSE OF EVALUATION, BIDDING OR REVIEW. THIS DOCUMENT OR ITS CONTENTS MAY NOT BE USED FOR ANY OTHER PURPOSE AND MAY NOT BE REPRODUCED OR DISCLOSED TO OTHERS WITHOUT THE PRIOR WRITTEN CONSENT OF SVA ARCHITECTS INC. ALL RIGHTS RESERVED, © COPYRIGHT 2015.

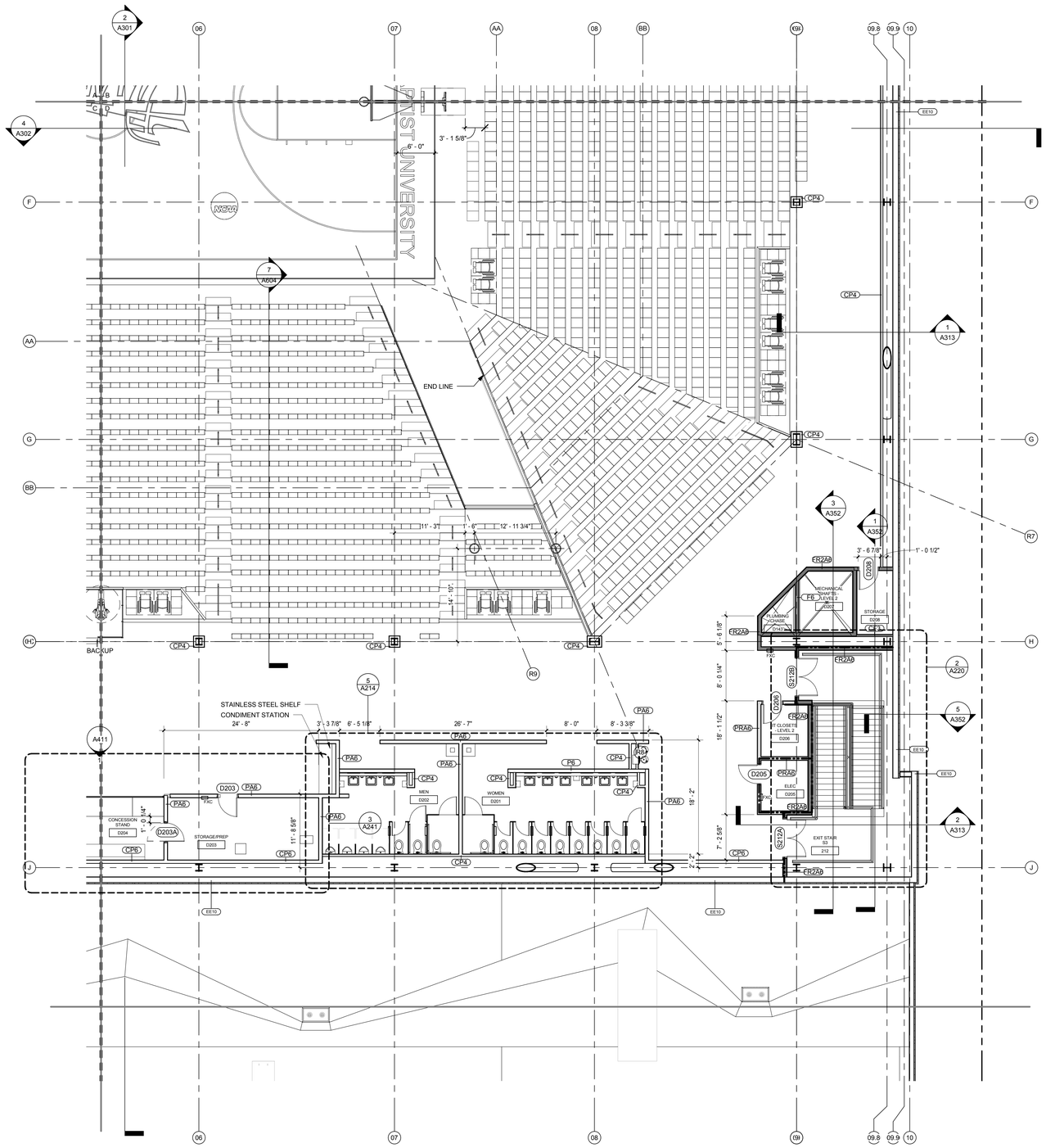

SECTOR PLAN TYPICAL NOTES

1. REFERENCE STANDARD EIFS DETAILS, A500 SERIES, FOR MISCELLANEOUS EXTERIOR WALL PENETRATIONS, ATTACHMENTS AND OTHER CONDITIONS NOT SPECIFICALLY REFERENCED.

2. SLAB OPENINGS FOR MECHANICAL SHAFTS SHALL BE COORDINATED WITH MECHANICAL SUB-CONTRACTOR'S LAYOUTS.

3. SLAB OPENINGS FOR STAIRS SHALL BE COORDINATED WITH STAIR CONTRACTOR'S APPROVED SHOP DRAWINGS.

4. SEATING BOWL PERIMETER SLAB EDGES SHALL BE COORDINATED WITH PRE-CAST CONTRACTOR'S APPROVED SHOP DRAWINGS.

5. DIMENSIONS TO EDGE OF SLAB/CURBS AND CURB WIDTHS AT GRADE LEVEL ARE DEPENDANT ON METAL STUD SIZES AND EIFS THICKNESS. DIMENSIONS TO BE COORDINATED WITH METAL STUD CONTRACTOR PRIOR TO FIELD LAYOUT.

6. FIRE PROOFING: FIRE PROOFING PER CBC TABLE 601 TYPE 1 B CONSTRUCTION

PRIMARY STRUCTURAL FRAME: 2 HOURS
FLOOR CONSTRUCTION AND ASSOCIATED SECONDARY MEMBERS: 2 HOURS
ROOF CONSTRUCTION AND ASSOCIATED SECONDARY MEMBERS: 1 HOUR ^b

A. 2-HR RATED FIRE PROOFING IS REQUIRED AT ALL STRUCTURAL COLUMNS AND FLOOR FRAMING BEAMS. FIRE PROOFING SHALL BE SPRAY APPLIED U.N.O.. SEE **SHEET A710** FOR ASSEMBLIES.

B. TYPICAL ROOF STRUCTURAL FRAMING AND DECK SHALL BE FIRE PROTECTED PER DETAILS ON **SHEET A710.**

C. SEE SHEET **A140.1** FOR FIRE PROOFING BOUNDARIES AT HIGH ROOF OVER SEATING BOWL. FIRE PROOFING DETAILS PER **SHEET A710**. FIRE PROOFING PER CBC TABLE 601 FOOTNOTE b WITH PROPOSED EQUIVALENT COVERAGE AS APPROVED BY AHJ.

D. PRECAST CONCRETE STADIA "GRANDSTANDS" AND JOINT SEALANTS ARE NOT RATED UNLESS NOTED OTHERWISE. PLEASE REFERENCE CODE REPORT SECTION 3.2.1.

7. FIRE EXTINGUISHERS ARE EXCLUDED FROM PUBLIC AREAS DUE TO THE POTENTIAL FOR MAL-USE. PLEASE REFERENCE CODE REPORT SECTION 3.9.

8. PRECAST SEATING BOWL JOINTS ARE NOT FIRE RATED EXCEPT AT ELECTRICAL ROOM A131.

9. MEZZANINE LEVEL SHALL BE FINISHED TO A "SHELL AND CORE" LEVEL OF FINISH. GYP BD. WALLS SHALL BE TAPED WITH NO TEXTURE OR PAINT

10. FURNITURE, WHERE SHOWN, IS SHOWN FOR REFERENCE ONLY; COORDINATE WITH OWNER'S VENDOR.

11. ALL GYPSUM BOARD WALLS SHALL BE PAINTED FROM FLOOR TO FINISHED CEILING OR EXPOSED STRUCTURE - CBU STANDARD INTERIOR FIELD PAINT COLOR, U.N.O.

12. ALL GYPSUM BOARD CEILINGS SHALL BE PAINTED - CBU STANDARD CEILING PAINT, U.N.O.

13. SEE DETAILS 1 AND 3 A790 FOR LAVATORY COUNTERS AT SOLID SURFACE COUNTER /UNDERMOUNT SINK LOCATIONS.

SECTOR PLAN TYPICAL NOTES

EXIT SIGNAGE

FXC — RECESSED FIRE EXTINGUISHER CABINET WITH FIRE EXTINGUISHER BOTTLE

RESTROOM TRASH RECEPTACLES: FF&E

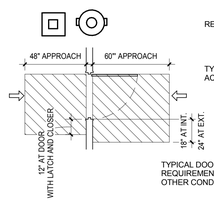

TYPICAL DOOR CLEARANCES AT ACCESSIBLE ROUTES

TYPICAL DOOR APPROACH CLEAR AREA REQUIREMENTS, [2013 CBC: 11B-404.2.4.2] - OTHER CONDITIONS PER [2013 CBC: 11B-404.2.3]

SECTOR PLAN LEGEND

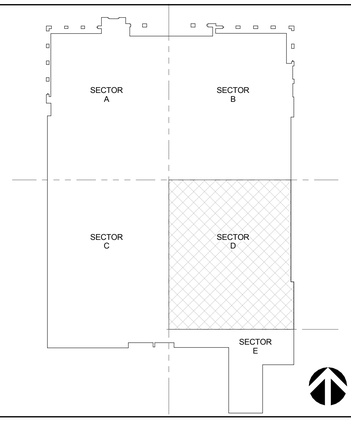

KEY PLAN SECTOR D

CONCOURSE LEVEL - SECTOR D | 1/8" = 1'-0" | **A1**

CALIFORNIA BAPTIST UNIVERSITY
EVENTS CENTER
8431 DIANA AVENUE, RIVERSIDE, CA

ISSUE FOR CONSTRUCTION 01-22-2016

REVISIONS:

	DESCRIPTION	DATE

DATE ISSUED: 01/22/2016
SVA PROJECT NO: 2014-40129
SCALE: As indicated

SHEET NUMBER: A112-D

SHEET TITLE:

CONCOURSE LEVEL - SECTOR D

h+k SVA ARCHITECTS
3 MACARTHUR PLACE, SUITE 850 SANTA ANA, CA 92707
T 949.809.3380 WWW.SVA-ARCHITECTS.COM

THIS DOCUMENT CONTAINS INFORMATION PROPRIETARY TO SVA ARCHITECTS INC., AND IS FURNISHED IN CONFIDENCE FOR THE LIMITED PURPOSE OF EVALUATION, BIDDING OR CONSTRUCTION. THIS DOCUMENT OR ITS CONTENTS MAY NOT BE USED FOR ANY OTHER PURPOSE AND MAY NOT BE REPRODUCED OR DISCLOSED IN WHOLE OR IN PART WITHOUT THE PRIOR CONSENT OF SVA ARCHITECTS INC. ALL RIGHTS RESERVED, © COPYRIGHT 2015.

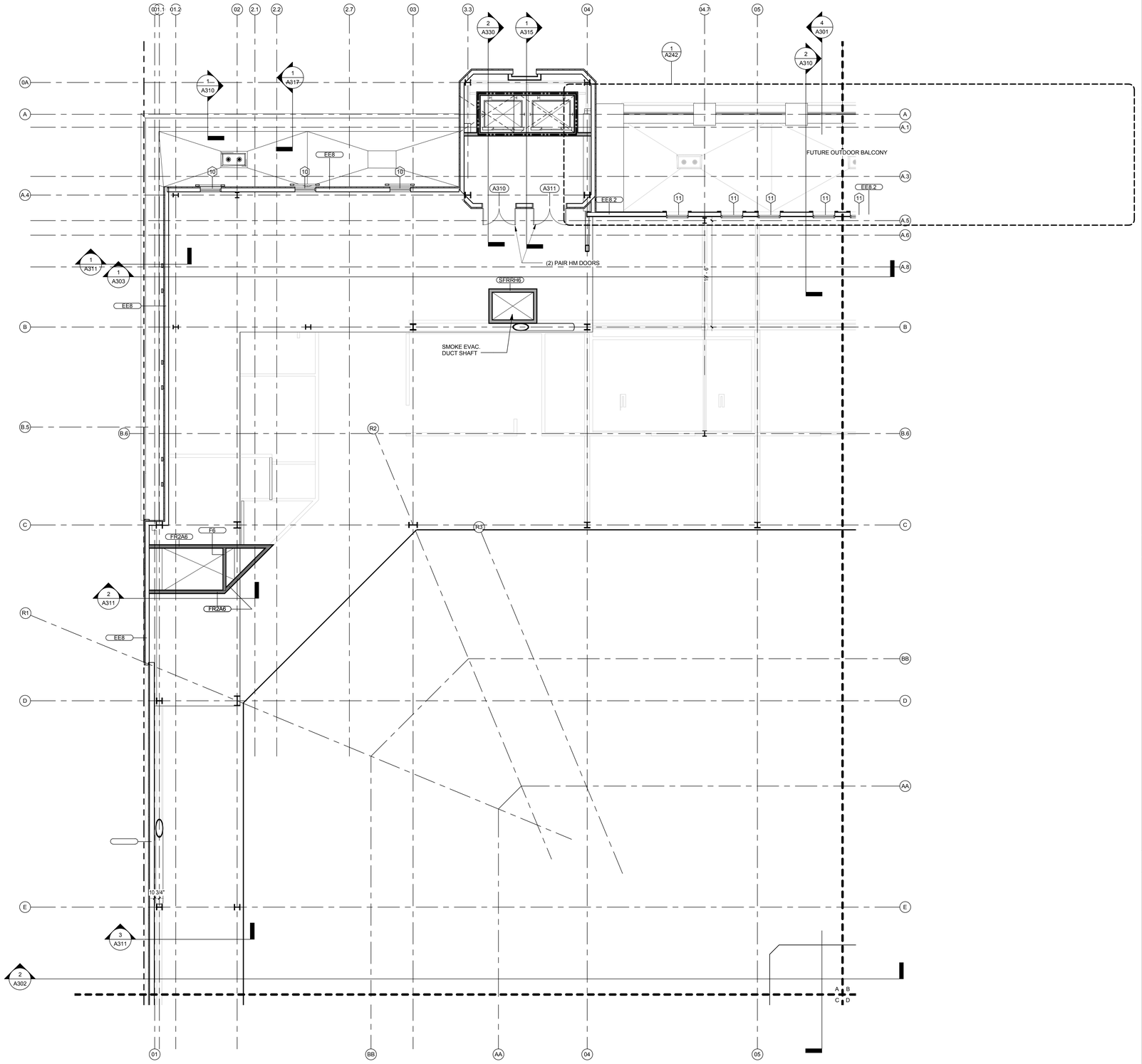

ROOF TYPICAL NOTES

1. CORNICES AT PARAPETS, LEDGES AT MID WALL HEIGHT, WINDOW SURROUNDS, ARCHITECTURAL PROFILES SHALL BE SHAPED WITH RIGID FOAM INSULATION AS PART OF THE EIFS SYSTEM.

2. SLOPED MANSARD AND HIP ROOFS SHALL BE ROOFED WITH MCA CLAY ONE PIECE S MISSION TILE; COLOR TBD FROM MANUFACTURER'S STANDARD RANGE. TILE SHALL BE WIRE ATTACHED, OVER 30LB ROOF FELT OVER MODIFIED BASE SHEET OVER 1/2" DENS DECK OVER R-30 RIGID FOAM INSULATION OVER STRUCTURAL METAL DECK.

3. LOW SLOPE ROOF ASSEMBLY: SINGLE PLY PVC ROOFING OVER 1/2" DENS DECK OVER MINIMUM R-30 RIGID FOAM INSULATION OVER 5/8" TYPE X GYP. WITH BUILT UP FOAM CRICKETS, OVER STRUCTURAL DECK. FIRE PROOF DECK PER FIRE PROOFING PLANS AND AS REQUIRED FOR COMPLIANT ASSEMBLIES.

4. RAIN GUTTER AND DOWNSPOUT AT NORTH SIDE OF HIP ROOF OVER MAIN LOBBY SHALL BE CUSTOM COLOR KYNAR WITH DOWNSPOUTS, BRACKETS, TRIMS, ETC. ALSO CUSTOM COLOR KYNAR.

5. WOOD TRELLIS AT NORTH TERRACE BALCONY. ROUGH SAWN WOOD BEAMS WITH OPAQUE DARK STAIN; SEE DETAILS.

ROOF TYPICAL NOTES

SECTOR PLAN TYPICAL NOTES

1. REFERENCE STANDARD EIFS DETAILS, A500 SERIES, FOR MISCELLANEOUS EXTERIOR WALL PENETRATIONS, ATTACHMENTS AND OTHER CONDITIONS NOT SPECIFICALLY REFERENCED.

2. SLAB OPENINGS FOR MECHANICAL SHAFTS SHALL BE COORDINATED WITH MECHANICAL SUB-CONTRACTOR'S LAYOUTS.

3. SLAB OPENINGS FOR STAIRS SHALL BE COORDINATED WITH STAIR CONTRACTOR'S APPROVED SHOP DRAWINGS.

4. SEATING BOWL PERIMETER SLAB EDGES SHALL BE COORDINATED WITH PRE-CAST CONTRACTOR'S APPROVED SHOP DRAWINGS.

5. DIMENSIONS TO EDGE OF SLAB/CURBS AND CURB WIDTHS AT GRADE LEVEL ARE DEPENDANT ON METAL STUD SIZES AND EIFS THICKNESS. DIMENSIONS TO BE COORDINATED WITH METAL STUD CONTRACTOR PRIOR TO FIELD LAYOUT.

6. FIRE PROOFING: FIRE PROOFING PER CBC TABLE 601 TYPE 1 B CONSTRUCTION

PRIMARY STRUCTURAL FRAME: 2 HOURS
FLOOR CONSTRUCTION AND ASSOCIATED SECONDARY MEMBERS: 2 HOURS
ROOF CONSTRUCTION AND ASSOCIATED SECONDARY MEMBERS: 1 HOUR ^b

A. 2-HR RATED FIRE PROOFING IS REQUIRED AT ALL STRUCTURAL COLUMNS AND FLOOR FRAMING BEAMS. FIRE PROOFING SHALL BE SPRAY APPLIED U.N.O.. SEE **SHEET A710** FOR ASSEMBLIES.

B. TYPICAL ROOF STRUCTURAL FRAMING AND DECK SHALL BE FIRE PROTECTED PER DETAILS ON **SHEET A710.**

C. SEE SHEET **A140.1** FOR FIRE PROOFING BOUNDARIES AT HIGH ROOF OVER SEATING BOWL. FIRE PROOFING DETAILS PER **SHEET A710**. FIRE PROOFING PER CBC TABLE 601 FOOTNOTE b WITH PROPOSED EQUIVALENT COVERAGE AS APPROVED BY AHJ.

D. PRECAST CONCRETE STADIA "GRANDSTANDS" AND JOINT SEALANTS ARE NOT RATED UNLESS NOTED OTHERWISE. PLEASE REFERENCE CODE REPORT SECTION 3.2.1.

7. FIRE EXTINGUISHERS ARE EXCLUDED FROM PUBLIC AREAS DUE TO THE POTENTIAL FOR MAL-USE. PLEASE REFERENCE CODE REPORT SECTION 3.9.

8. PRECAST SEATING BOWL JOINTS ARE NOT FIRE RATED EXCEPT AT ELECTRICAL ROOM A131.

9. MEZZANINE LEVEL SHALL BE FINISHED TO A "SHELL AND CORE" LEVEL OF FINISH. GYP BD. WALLS SHALL BE TAPED WITH NO TEXTURE OR PAINT

10. FURNITURE, WHERE SHOWN, IS SHOWN FOR REFERENCE ONLY; COORDINATE WITH OWNER'S VENDOR.

11. ALL GYPSUM BOARD WALLS SHALL BE PAINTED FROM FLOOR TO FINISHED CEILING OR EXPOSED STRUCTURE - CBU STANDARD INTERIOR FIELD PAINT COLOR, U.N.O.

12. ALL GYPSUM BOARD CEILINGS SHALL BE PAINTED - CBU STANDARD CEILING PAINT, U.N.O.

13. SEE DETAILS 1 AND 3 A790 FOR LAVATORY COUNTERS AT SOLID SURFACE COUNTER /UNDERMOUNT SINK LOCATIONS.

SECTOR PLAN TYPICAL NOTES

EXIT SIGNAGE

FXC — RECESSED FIRE EXTINGUISHER CABINET WITH FIRE EXTINGUISHER BOTTLE

RESTROOM TRASH RECEPTACLES: FF&E

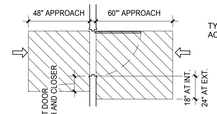

TYPICAL DOOR CLEARANCES AT ACCESSIBLE ROUTES

TYPICAL DOOR APPROACH CLEAR AREA REQUIREMENTS, [2013 CBC: 11B-404.2.4.2] - OTHER CONDITIONS PER [2013 CBC: 11B-404.2.3]

SECTOR PLAN LEGEND

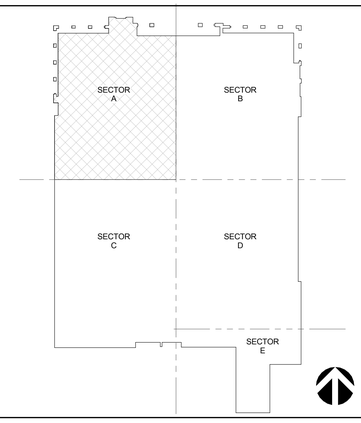

KEY PLAN SECTOR A

MEZZANINE LEVEL - SECTOR A | 1/8" = 1'-0" | 1

CALIFORNIA BAPTIST UNIVERSITY
EVENTS CENTER
8431 DIANA AVENUE, RIVERSIDE, CA

ISSUE FOR CONSTRUCTION 01-22-2016

REVISIONS:

	DESCRIPTION	DATE

DATE ISSUED: 01/22/2016
SVA PROJECT NO: 2014-40129
SCALE: As indicated

SHEET NUMBER: A113-A

SHEET TITLE:

MEZZANINE LEVEL - SECTOR A

3 MACARTHUR PLACE, SUITE 850 SANTA ANA, CA 92707
T 949.809.3380 WWW.SVA-ARCHITECTS.COM

THIS DOCUMENT CONTAINS INFORMATION PROPRIETARY TO SVA ARCHITECTS INC., AND IS FURNISHED IN CONFIDENCE FOR THE LIMITED PURPOSE OF REVIEW BY THE RECIPIENT. BY ACCEPTANCE OF THIS DOCUMENT, THE CONTENTS MAY NOT BE USED, FOR ANY OTHER PURPOSE, COPIED, MAY NOT BE REPRODUCED OR DISCLOSED TO OTHERS WITHOUT THE PRIOR WRITTEN CONSENT OF SVA ARCHITECTS INC. ALL RIGHTS RESERVED, © COPYRIGHT 2015.

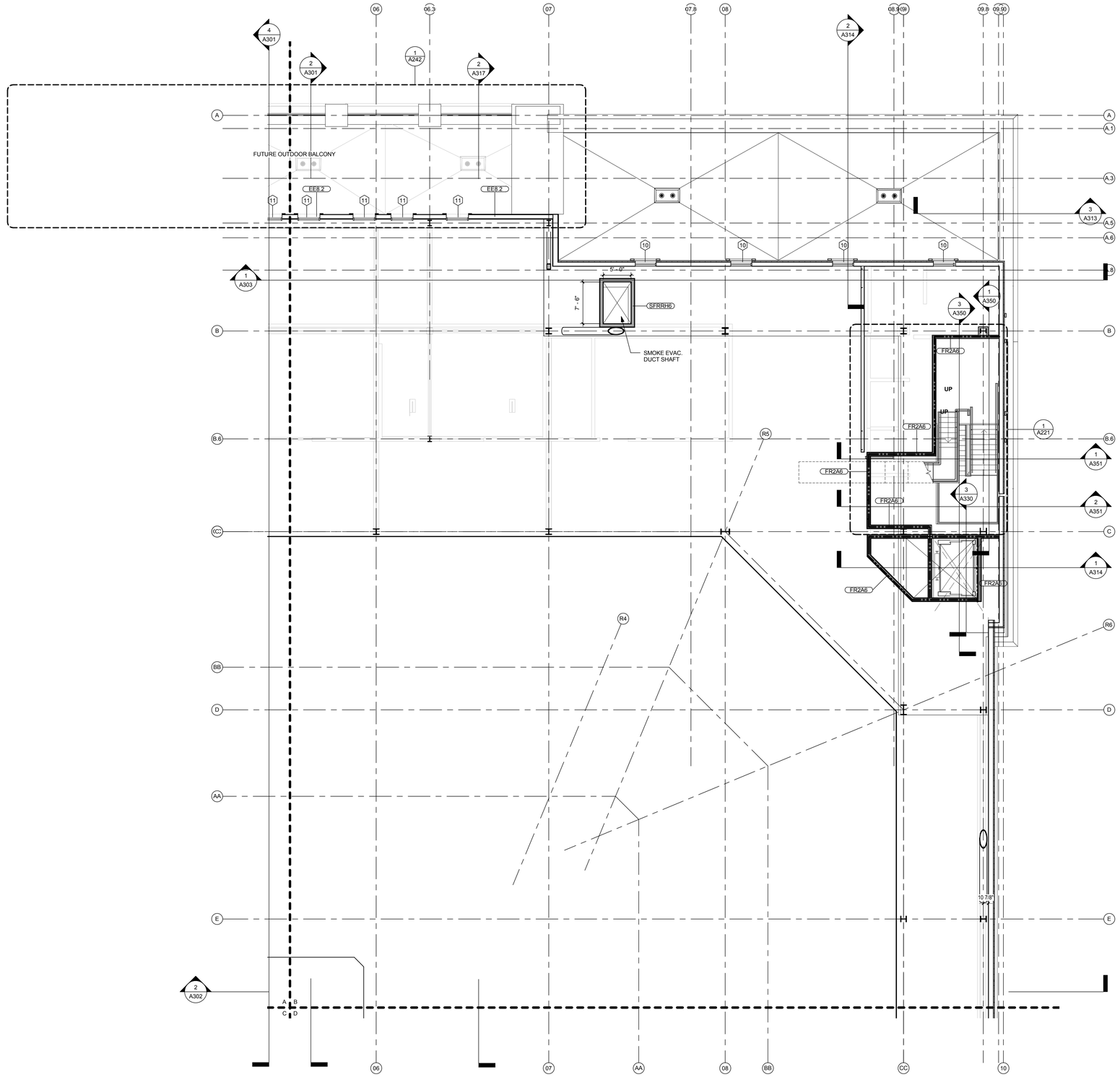

ROOF TYPICAL NOTES

1. CORNICES AT PARAPETS, LEDGES AT MID WALL HEIGHT, WINDOW SURROUNDS, ARCHITECTURAL PROFILES SHALL BE SHAPED WITH RIGID FOAM INSULATION AS PART OF THE EIFS SYSTEM.

2. SLOPED MANSARD AND HIP ROOFS SHALL BE ROOFED WITH MCA CLAY ONE PIECE S MISSION TILE; COLOR TBD FROM MANUFACTURER'S STANDARD RANGE. TILE SHALL BE WIRE ATTACHED, OVER 30LB ROOF FELT OVER MODIFIED BASE SHEET OVER 1/2" DENS DECK OVER R-30 RIGID FOAM INSULATION OVER STRUCTURAL METAL DECK.

3. LOW SLOPE ROOF ASSEMBLY: SINGLE PLY PVC ROOFING OVER 1/2" DENS DECK OVER MINIMUM R-30 RIGID FOAM INSULATION OVER 5/8" TYPE X GYP. WITH BUILT UP FOAM CRICKETS, OVER STRUCTURAL DECK. FIRE PROOF DECK PER FIRE PROOFING PLANS AND AS REQUIRED FOR COMPLIANT ASSEMBLIES.

4. RAIN GUTTER AND DOWNSPOUT AT NORTH SIDE OF HIP ROOF OVER MAIN LOBBY SHALL BE CUSTOM COLOR KYNAR WITH DOWNSPOUTS, BRACKETS, TRIMS, ETC. ALSO CUSTOM COLOR KYNAR.

5. WOOD TRELLIS AT NORTH TERRACE BALCONY. ROUGH SAWN WOOD BEAMS WITH OPAQUE DARK STAIN; SEE DETAILS.

ROOF TYPICAL NOTES

SECTOR PLAN TYPICAL NOTES

1. REFERENCE STANDARD EIFS DETAILS, A500 SERIES, FOR MISCELLANEOUS EXTERIOR WALL PENETRATIONS, ATTACHMENTS AND OTHER CONDITIONS NOT SPECIFICALLY REFERENCED.

2. SLAB OPENINGS FOR MECHANICAL SHAFTS SHALL BE COORDINATED WITH MECHANICAL SUB-CONTRACTOR'S LAYOUTS.

3. SLAB OPENINGS FOR STAIRS SHALL BE COORDINATED WITH STAIR CONTRACTOR'S APPROVED SHOP DRAWINGS.

4. SEATING BOWL PERIMETER SLAB EDGES SHALL BE COORDINATED WITH PRE-CAST CONTRACTOR'S APPROVED SHOP DRAWINGS.

5. DIMENSIONS TO EDGE OF SLAB/CURBS AND CURB WIDTHS AT GRADE LEVEL ARE DEPENDANT ON METAL STUD SIZES AND EIFS THICKNESS. DIMENSIONS TO BE COORDINATED WITH METAL STUD CONTRACTOR PRIOR TO FIELD LAYOUT.

6. FIRE PROOFING: FIRE PROOFING PER CBC TABLE 601 TYPE 1 B CONSTRUCTION

PRIMARY STRUCTURAL FRAME: 2 HOURS
FLOOR CONSTRUCTION AND ASSOCIATED SECONDARY MEMBERS: 2 HOURS
ROOF CONSTRUCTION AND ASSOCIATED SECONDARY MEMBERS: 1 HOUR *b

A. 2-HR RATED FIRE PROOFING IS REQUIRED AT ALL STRUCTURAL COLUMNS AND FLOOR FRAMING BEAMS. FIRE PROOFING SHALL BE SPRAY APPLIED U.N.O.. SEE **SHEET A710** FOR ASSEMBLIES.

B. TYPICAL ROOF STRUCTURAL FRAMING AND DECK SHALL BE FIRE PROTECTED PER DETAILS ON **SHEET A710.**

C. SEE SHEET **A140.1** FOR FIRE PROOFING BOUNDARIES AT HIGH ROOF OVER SEATING BOWL. FIRE PROOFING DETAILS PER **SHEET A710**. FIRE PROOFING PER CBC TABLE 601 FOOTNOTE b WITH PROPOSED EQUIVALENT COVERAGE AS APPROVED BY AHJ.

D. PRECAST CONCRETE STADIA "GRANDSTANDS" AND JOINT SEALANTS ARE NOT RATED UNLESS NOTED OTHERWISE. PLEASE REFERENCE CODE REPORT SECTION 3.2.1.

7. FIRE EXTINGUISHERS ARE EXCLUDED FROM PUBLIC AREAS DUE TO THE POTENTIAL FOR MAL-USE. PLEASE REFERENCE CODE REPORT SECTION 3.9.

8. PRECAST SEATING BOWL JOINTS ARE NOT FIRE RATED EXCEPT AT ELECTRICAL ROOM A131.

9. MEZZANINE LEVEL SHALL BE FINISHED TO A "SHELL AND CORE" LEVEL OF FINISH. GYP BD. WALLS SHALL BE TAPED WITH NO TEXTURE OR PAINT

10. FURNITURE, WHERE SHOWN, IS SHOWN FOR REFERENCE ONLY; COORDINATE WITH OWNER'S VENDOR.

11. ALL GYPSUM BOARD WALLS SHALL BE PAINTED FROM FLOOR TO FINISHED CEILING OR EXPOSED STRUCTURE - CBU STANDARD INTERIOR FIELD PAINT COLOR, U.N.O.

12. ALL GYPSUM BOARD CEILINGS SHALL BE PAINTED - CBU STANDARD CEILING PAINT, U.N.O.

13. SEE DETAILS 1 AND 3 A790 FOR LAVATORY COUNTERS AT SOLID SURFACE COUNTER /UNDERMOUNT SINK LOCATIONS.

SECTOR PLAN TYPICAL NOTES

EXIT SIGNAGE

FXC — RECESSED FIRE EXTINGUISHER CABINET WITH FIRE EXTINGUISHER BOTTLE

RESTROOM TRASH RECEPTACLES: FF&E

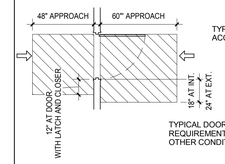

TYPICAL DOOR CLEARANCES AT ACCESSIBLE ROUTES

TYPICAL DOOR APPROACH CLEAR AREA REQUIREMENTS. [2013 CBC: 11B-404.2.4.2] - OTHER CONDITIONS PER [2013 CBC: 11B-404.2.3]

SECTOR PLAN LEGEND

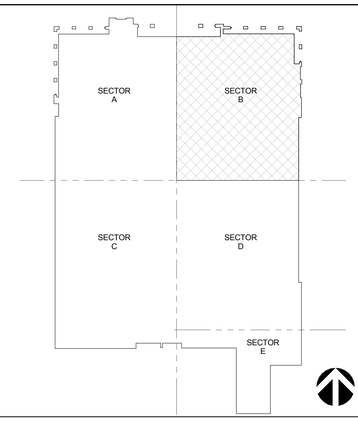

KEY PLAN SECTOR B

MEZZANINE LEVEL - SECTOR B | 1/8" = 1'-0" | 1

CALIFORNIA BAPTIST UNIVERSITY
EVENTS CENTER
8431 DIANA AVENUE, RIVERSIDE, CA

ISSUE FOR CONSTRUCTION 01-22-2016

REVISIONS:

	DESCRIPTION	DATE

DATE ISSUED: 01/22/2016
SVA PROJECT NO: 2014-40129
SCALE: As indicated

SHEET NUMBER: A113-B
SHEET TITLE:

MEZZANINE LEVEL - SECTOR B

3 MACARTHUR PLACE, SUITE 850 SANTA ANA, CA 92707
T 949.809.3380 WWW.SVA-ARCHITECTS.COM

THIS DOCUMENT CONTAINS INFORMATION PROPRIETARY TO SVA ARCHITECTS INC. AND IS FURNISHED IN CONFIDENCE FOR THE LIMITED PURPOSE OF EVALUATION, BIDDING OR REVIEW. THIS DOCUMENT OR ITS CONTENTS MAY NOT BE COPIED, REPRODUCED, PUBLISHED, OR DISCLOSED, TRANSMITTED OR DISCLOSED TO OTHERS WITHOUT THE PRIOR WRITTEN CONSENT OF SVA ARCHITECTS INC. ALL RIGHTS RESERVED, © COPYRIGHT 2015.

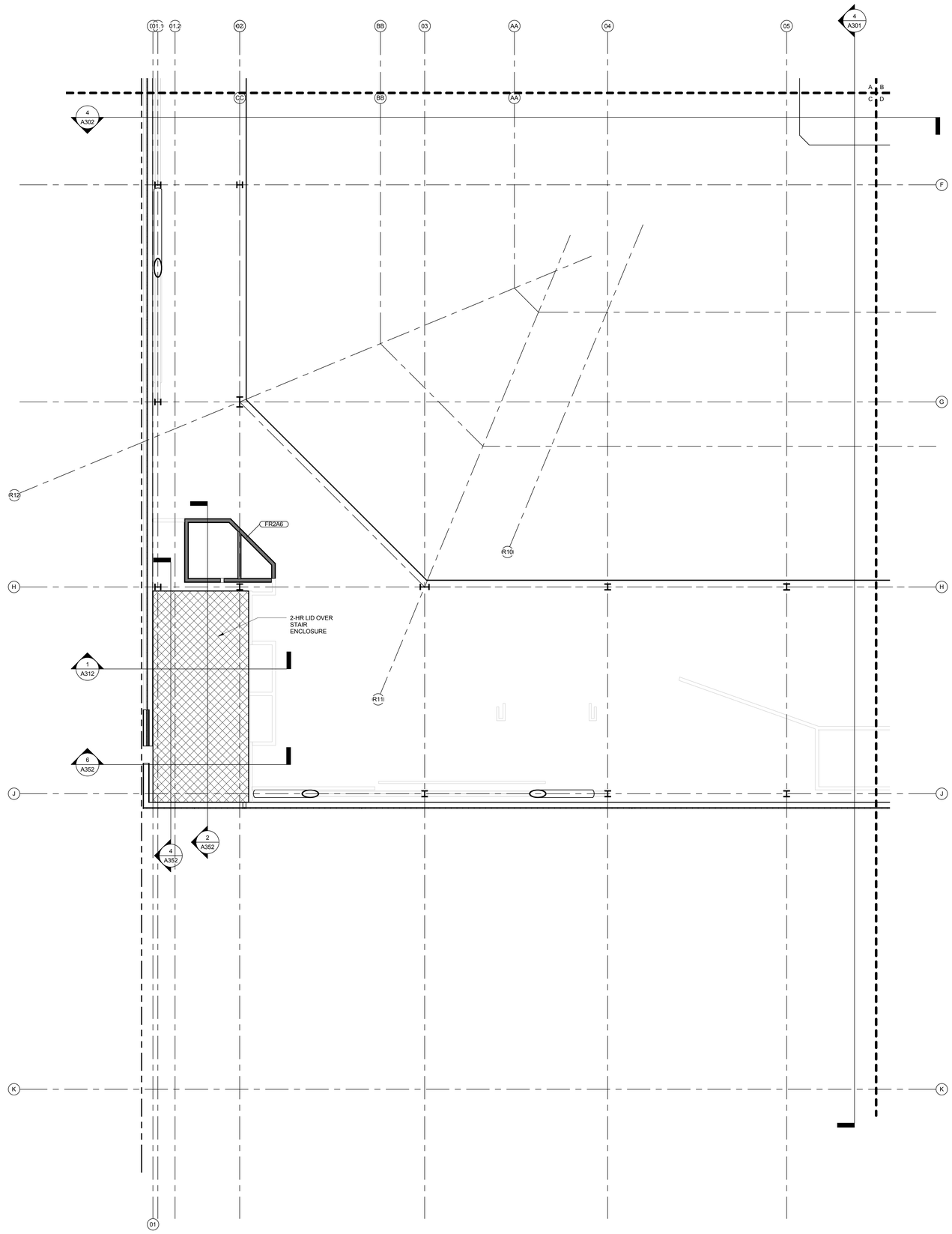

SECTOR PLAN TYPICAL NOTES

1. REFERENCE STANDARD EIFS DETAILS, A500 SERIES, FOR MISCELLANEOUS EXTERIOR WALL PENETRATIONS, ATTACHMENTS AND OTHER CONDITIONS NOT SPECIFICALLY REFERENCED.

2. SLAB OPENINGS FOR MECHANICAL SHAFTS SHALL BE COORDINATED WITH MECHANICAL SUB-CONTRACTOR'S LAYOUTS.

3. SLAB OPENINGS FOR STAIRS SHALL BE COORDINATED WITH STAIR CONTRACTOR'S APPROVED SHOP DRAWINGS.

4. SEATING BOWL PERIMETER SLAB EDGES SHALL BE COORDINATED WITH PRE-CAST CONTRACTOR'S APPROVED SHOP DRAWINGS.

5. DIMENSIONS TO EDGE OF SLAB/CURBS AND CURB WIDTHS AT GRADE LEVEL ARE DEPENDANT ON METAL STUD SIZES AND EIFS THICKNESS. DIMENSIONS TO BE COORDINATED WITH METAL STUD CONTRACTOR PRIOR TO FIELD LAYOUT.

6. FIRE PROOFING: FIRE PROOFING PER CBC TABLE 601 TYPE 1 B CONSTRUCTION

PRIMARY STRUCTURAL FRAME: 2 HOURS
FLOOR CONSTRUCTION AND ASSOCIATED SECONDARY MEMBERS: 2 HOURS
ROOF CONSTRUCTION AND ASSOCIATED SECONDARY MEMBERS: 1 HOUR ^b

A. 2-HR RATED FIRE PROOFING IS REQUIRED AT ALL STRUCTURAL COLUMNS AND FLOOR FRAMING BEAMS. FIRE PROOFING SHALL BE SPRAY APPLIED U.N.O.. SEE **SHEET A710** FOR ASSEMBLIES.

B. TYPICAL ROOF STRUCTURAL FRAMING AND DECK SHALL BE FIRE PROTECTED PER DETAILS ON **SHEET A710.**

C. SEE SHEET **A140.1** FOR FIRE PROOFING BOUNDARIES AT HIGH ROOF OVER SEATING BOWL. FIRE PROOFING DETAILS PER **SHEET A710**. FIRE PROOFING PER CBC TABLE 601 FOOTNOTE b WITH PROPOSED EQUIVALENT COVERAGE AS APPROVED BY AHJ.

D. PRECAST CONCRETE STADIA "GRANDSTANDS" AND JOINT SEALANTS ARE NOT RATED UNLESS NOTED OTHERWISE. PLEASE REFERENCE CODE REPORT SECTION 3.2.1.

7. FIRE EXTINGUISHERS ARE EXCLUDED FROM PUBLIC AREAS DUE TO THE POTENTIAL FOR MAL-USE. PLEASE REFERENCE CODE REPORT SECTION 3.9.

8. PRECAST SEATING BOWL JOINTS ARE NOT FIRE RATED EXCEPT AT ELECTRICAL ROOM A131.

9. MEZZANINE LEVEL SHALL BE FINISHED TO A "SHELL AND CORE" LEVEL OF FINISH. GYP BD. WALLS SHALL BE TAPED WITH NO TEXTURE OR PAINT

10. FURNITURE, WHERE SHOWN, IS SHOWN FOR REFERENCE ONLY; COORDINATE WITH OWNER'S VENDOR.

11. ALL GYPSUM BOARD WALLS SHALL BE PAINTED FROM FLOOR TO FINISHED CEILING OR EXPOSED STRUCTURE - CBU STANDARD INTERIOR FIELD PAINT COLOR, U.N.O.

12. ALL GYPSUM BOARD CEILINGS SHALL BE PAINTED - CBU STANDARD CEILING PAINT, U.N.O.

13. SEE DETAILS 1 AND 3 A790 FOR LAVATORY COUNTERS AT SOLID SURFACE COUNTER /UNDERMOUNT SINK LOCATIONS.

SECTOR PLAN TYPICAL NOTES

MEZZANINE LEVEL - SECTOR C | 1/8" = 1'-0" | 1

CALIFORNIA BAPTIST UNIVERSITY

EVENTS CENTER

8431 DIANA AVENUE, RIVERSIDE, CA

ISSUE FOR CONSTRUCTION 01-22-2016

REVISIONS:

	DESCRIPTION	DATE

DATE ISSUED: 01/22/2016

SVA PROJECT NO: 2014-40129

SCALE: As indicated

SHEET NUMBER: **A113-C**

SHEET TITLE:

MEZZANINE LEVEL - SECTOR C

3 MACARTHUR PLACE, SUITE 850 SANTA ANA, CA 92707
T 949.809.3380 WWW.SVA-ARCHITECTS.COM

THIS DOCUMENT CONTAINS INFORMATION PROPRIETARY TO SVA ARCHITECTS INC. AND IS FURNISHED IN CONFIDENCE FOR THE LIMITED PURPOSE OF EVALUATION, BIDDING OR REVIEW. THIS DOCUMENT OR ITS CONTENTS MAY NOT BE USED FOR ANY OTHER PURPOSE AND MAY NOT BE REPRODUCED OR DISCLOSED WITHOUT THE PRIOR WRITTEN CONSENT OF SVA ARCHITECTS INC. ALL RIGHTS RESERVED, © COPYRIGHT 2015.

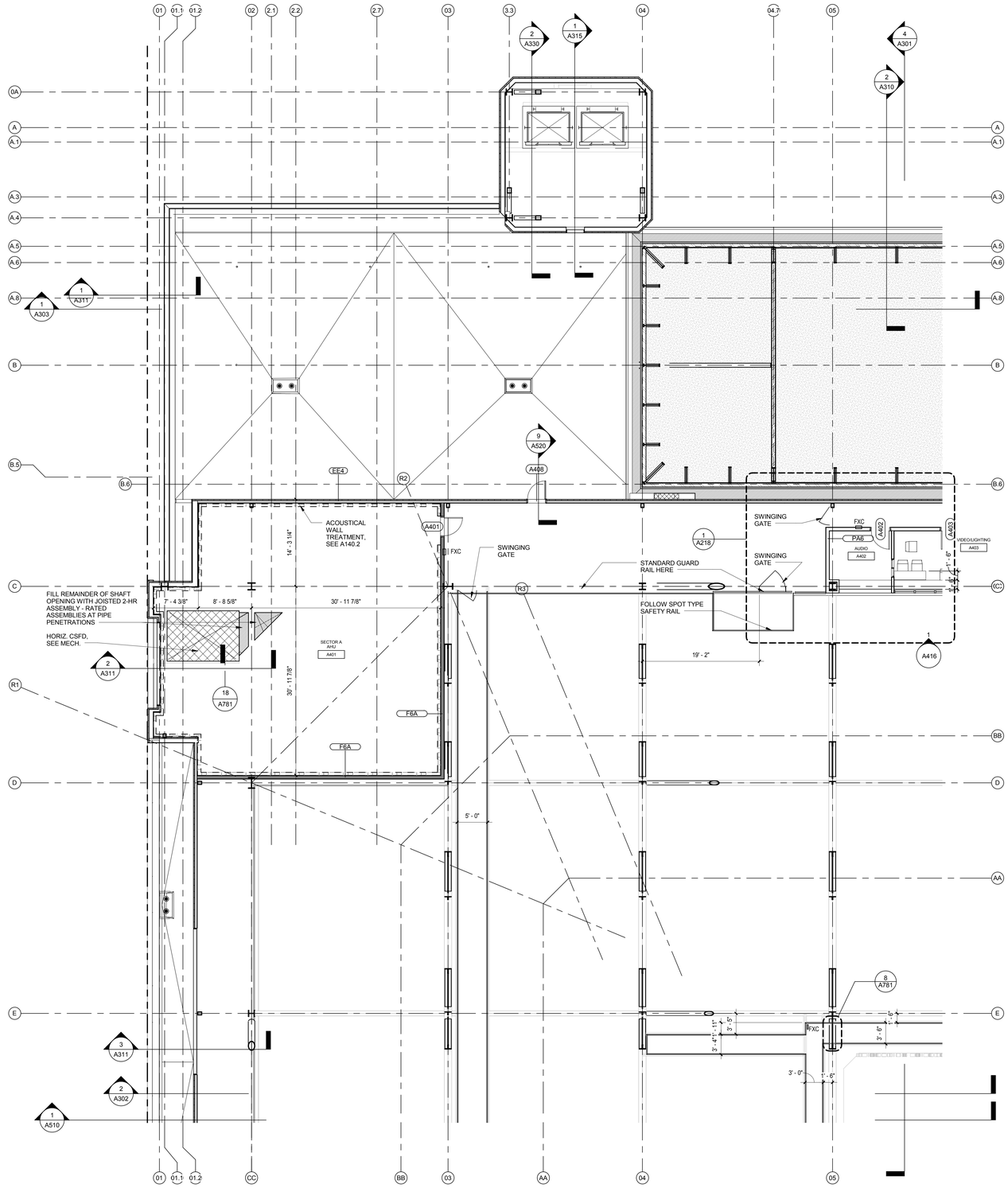

SECTOR PLAN TYPICAL NOTES

1. REFERENCE STANDARD EIFS DETAILS, A500 SERIES, FOR MISCELLANEOUS EXTERIOR WALL PENETRATIONS, ATTACHMENTS AND OTHER CONDITIONS NOT SPECIFICALLY REFERENCED.

2. SLAB OPENINGS FOR MECHANICAL SHAFTS SHALL BE COORDINATED WITH MECHANICAL SUB-CONTRACTOR'S LAYOUTS.

3. SLAB OPENINGS FOR STAIRS SHALL BE COORDINATED WITH STAIR CONTRACTOR'S APPROVED SHOP DRAWINGS.

4. SEATING BOWL PERIMETER SLAB EDGES SHALL BE COORDINATED WITH PRE-CAST CONTRACTOR'S APPROVED SHOP DRAWINGS.

5. DIMENSIONS TO EDGE OF SLAB/CURBS AND CURB WIDTHS AT GRADE LEVEL ARE DEPENDANT ON METAL STUD SIZES AND EIFS THICKNESS. DIMENSIONS TO BE COORDINATED WITH METAL STUD CONTRACTOR PRIOR TO FIELD LAYOUT.

6. FIRE PROOFING: FIRE PROOFING PER CBC TABLE 601 TYPE 1 B CONSTRUCTION

PRIMARY STRUCTURAL FRAME: 2 HOURS
FLOOR CONSTRUCTION AND ASSOCIATED SECONDARY MEMBERS: 2 HOURS
ROOF CONSTRUCTION AND ASSOCIATED SECONDARY MEMBERS: 1 HOUR *b

A. 2-HR RATED FIRE PROOFING IS REQUIRED AT ALL STRUCTURAL COLUMNS AND FLOOR FRAMING BEAMS. FIRE PROOFING SHALL BE SPRAY APPLIED U.N.O.. SEE **SHEET A710** FOR ASSEMBLIES.

B. TYPICAL ROOF STRUCTURAL FRAMING AND DECK SHALL BE FIRE PROTECTED PER DETAILS ON **SHEET A710.**

C. SEE SHEET **A140.1** FOR FIRE PROOFING BOUNDARIES AT HIGH ROOF OVER SEATING BOWL. FIRE PROOFING DETAILS PER **SHEET A710**. FIRE PROOFING PER CBC TABLE 601 FOOTNOTE b WITH PROPOSED EQUIVALENT COVERAGE AS APPROVED BY AHJ.

D. PRECAST CONCRETE STADIA "GRANDSTANDS" AND JOINT SEALANTS ARE NOT RATED UNLESS NOTED OTHERWISE. PLEASE REFERENCE CODE REPORT SECTION 3.2.1.

7. FIRE EXTINGUISHERS ARE EXCLUDED FROM PUBLIC AREAS DUE TO THE POTENTIAL FOR MAL-USE. PLEASE REFERENCE CODE REPORT SECTION 3.9.

8. PRECAST SEATING BOWL JOINTS ARE NOT FIRE RATED EXCEPT AT ELECTRICAL ROOM A131.

9. MEZZANINE LEVEL SHALL BE FINISHED TO A "SHELL AND CORE" LEVEL OF FINISH. GYP BD. WALLS SHALL BE TAPED WITH NO TEXTURE OR PAINT

10. FURNITURE, WHERE SHOWN, IS SHOWN FOR REFERENCE ONLY; COORDINATE WITH OWNER'S VENDOR.

11. ALL GYPSUM BOARD WALLS SHALL BE PAINTED FROM FLOOR TO FINISHED CEILING OR EXPOSED STRUCTURE - CBU STANDARD INTERIOR FIELD PAINT COLOR, U.N.O.

12. ALL GYPSUM BOARD CEILINGS SHALL BE PAINTED - CBU STANDARD CEILING PAINT, U.N.O.

13. SEE DETAILS 1 AND 3 A790 FOR LAVATORY COUNTERS AT SOLID SURFACE COUNTER /UNDERMOUNT SINK LOCATIONS.

SECTOR PLAN TYPICAL NOTES

EXIT SIGNAGE

FXC — RECESSED FIRE EXTINGUISHER CABINET WITH FIRE EXTINGUISHER BOTTLE

RESTROOM TRASH RECEPTACLES: FF&E

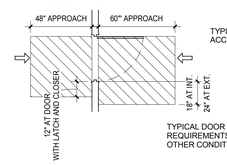

TYPICAL DOOR CLEARANCES AT ACCESSIBLE ROUTES

TYPICAL DOOR APPROACH CLEAR AREA REQUIREMENTS, [2013 CBC: 11B-404.2.4.2] - OTHER CONDITIONS PER [2013 CBC: 11B-404.2.3]

SECTOR PLAN LEGEND

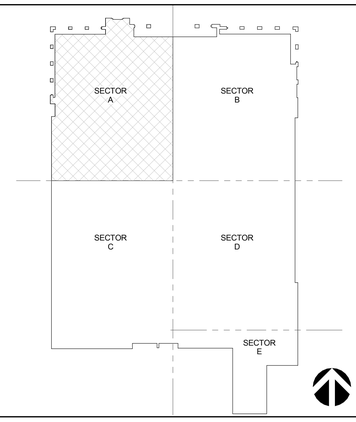

KEY PLAN SECTOR A

CATWALK LEVEL - SECTOR A | 1/8" = 1'-0" | 1

CALIFORNIA BAPTIST UNIVERSITY
EVENTS CENTER
8431 DIANA AVENUE, RIVERSIDE, CA

ISSUE FOR CONSTRUCTION 01-22-2016

REVISIONS:

	DESCRIPTION	DATE

DATE ISSUED: 01/22/2016
SVA PROJECT NO: 2014-40129
SCALE: As indicated

SHEET NUMBER: A114-A

SHEET TITLE:

CATWALK LEVEL - SECTOR A

3 MACARTHUR PLACE, SUITE 850 SANTA ANA, CA 92707
T 949.809.3380 WWW.SVA-ARCHITECTS.COM

THIS DOCUMENT CONTAINS INFORMATION PROPRIETARY TO SVA ARCHITECTS INC. AND IS FURNISHED IN CONFIDENCE FOR THE LIMITED PURPOSE OF REVIEW, DISCUSSION, AND/OR EXECUTION OF A WRITTEN AGREEMENT WITH SVA. IT MAY NOT BE USED FOR ANY OTHER PURPOSE AND MAY NOT BE REPRODUCED OR DISCLOSED TO OTHERS WITHOUT THE PRIOR WRITTEN CONSENT OF SVA ARCHITECTS INC. ALL RIGHTS RESERVED. © COPYRIGHT 2015.

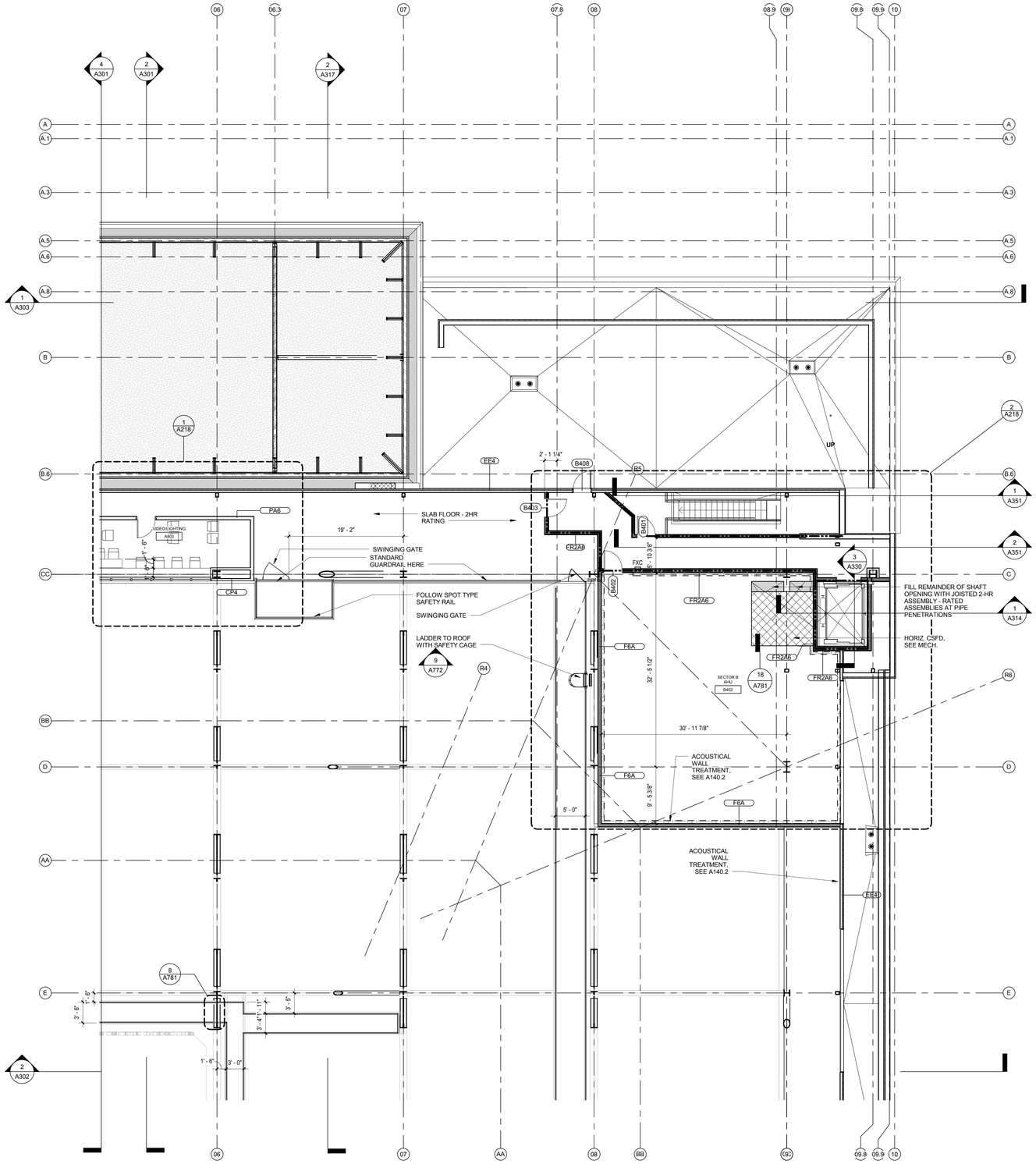

SECTOR PLAN TYPICAL NOTES

1. REFERENCE STANDARD EIFS DETAILS, A500 SERIES, FOR MISCELLANEOUS EXTERIOR WALL PENETRATIONS, ATTACHMENTS AND OTHER CONDITIONS NOT SPECIFICALLY REFERENCED.

2. SLAB OPENINGS FOR MECHANICAL SHAFTS SHALL BE COORDINATED WITH MECHANICAL SUB-CONTRACTOR'S LAYOUTS.

3. SLAB OPENINGS FOR STAIRS SHALL BE COORDINATED WITH STAIR CONTRACTOR'S APPROVED SHOP DRAWINGS.

4. SEATING BOWL PERIMETER SLAB EDGES SHALL BE COORDINATED WITH PRE-CAST CONTRACTOR'S APPROVED SHOP DRAWINGS.

5. DIMENSIONS TO EDGE OF SLAB/CURBS AND CURB WIDTHS AT GRADE LEVEL ARE DEPENDANT ON METAL STUD SIZES AND EIFS THICKNESS. DIMENSIONS TO BE COORDINATED WITH METAL STUD CONTRACTOR PRIOR TO FIELD LAYOUT.

6. FIRE PROOFING: FIRE PROOFING PER CBC TABLE 601 TYPE 1 B CONSTRUCTION

PRIMARY STRUCTURAL FRAME: 2 HOURS
FLOOR CONSTRUCTION AND ASSOCIATED SECONDARY MEMBERS: 2 HOURS
ROOF CONSTRUCTION AND ASSOCIATED SECONDARY MEMBERS: 1 HOUR ^b

A. 2-HR RATED FIRE PROOFING IS REQUIRED AT ALL STRUCTURAL COLUMNS AND FLOOR FRAMING BEAMS. FIRE PROOFING SHALL BE SPRAY APPLIED U.N.O.. SEE **SHEET A710** FOR ASSEMBLIES.

B. TYPICAL ROOF STRUCTURAL FRAMING AND DECK SHALL BE FIRE PROTECTED PER DETAILS ON **SHEET A710.**

C. SEE SHEET **A140.1** FOR FIRE PROOFING BOUNDARIES AT HIGH ROOF OVER SEATING BOWL. FIRE PROOFING DETAILS PER **SHEET A710**. FIRE PROOFING PER CBC TABLE 601 FOOTNOTE b WITH PROPOSED EQUIVALENT COVERAGE AS APPROVED BY AHJ.

D. PRECAST CONCRETE STADIA "GRANDSTANDS" AND JOINT SEALANTS ARE NOT RATED UNLESS NOTED OTHERWISE. PLEASE REFERENCE CODE REPORT SECTION 3.2.1.

7. FIRE EXTINGUISHERS ARE EXCLUDED FROM PUBLIC AREAS DUE TO THE POTENTIAL FOR MAL-USE. PLEASE REFERENCE CODE REPORT SECTION 3.9.

8. PRECAST SEATING BOWL JOINTS ARE NOT FIRE RATED EXCEPT AT ELECTRICAL ROOM A131.

9. MEZZANINE LEVEL SHALL BE FINISHED TO A "SHELL AND CORE" LEVEL OF FINISH. GYP BD. WALLS SHALL BE TAPED WITH NO TEXTURE OR PAINT

10. FURNITURE, WHERE SHOWN, IS SHOWN FOR REFERENCE ONLY; COORDINATE WITH OWNER'S VENDOR.

11. ALL GYPSUM BOARD WALLS SHALL BE PAINTED FROM FLOOR TO FINISHED CEILING OR EXPOSED STRUCTURE - CBU STANDARD INTERIOR FIELD PAINT COLOR, U.N.O.

12. ALL GYPSUM BOARD CEILINGS SHALL BE PAINTED - CBU STANDARD CEILING PAINT, U.N.O.

13. SEE DETAILS 1 AND 3 A790 FOR LAVATORY COUNTERS AT SOLID SURFACE COUNTER /UNDERMOUNT SINK LOCATIONS.

SECTOR PLAN TYPICAL NOTES

EXIT SIGNAGE

FXC — RECESSED FIRE EXTINGUISHER CABINET WITH FIRE EXTINGUISHER BOTTLE

RESTROOM TRASH RECEPTACLES: FF&E

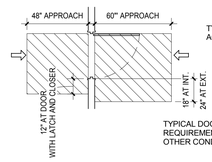

TYPICAL DOOR CLEARANCES AT ACCESSIBLE ROUTES

TYPICAL DOOR APPROACH CLEAR AREA REQUIREMENTS, [2013 CBC: 11B-404.2.4.2] - OTHER CONDITIONS PER [2013 CBC: 11B-404.2.3]

SECTOR PLAN LEGEND

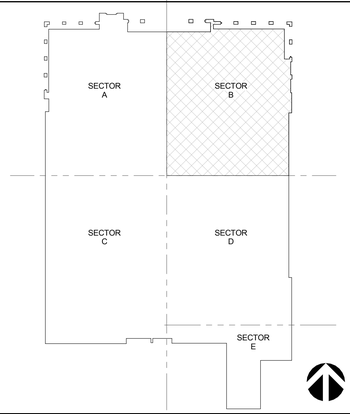

KEY PLAN SECTOR B

CATWALK LEVEL - SECTOR B | 1/8" = 1'-0" | 1

CALIFORNIA BAPTIST UNIVERSITY
EVENTS CENTER
8431 DIANA AVENUE, RIVERSIDE, CA

ISSUE FOR CONSTRUCTION 01-22-2016

REVISIONS:

	DESCRIPTION	DATE

DATE ISSUED: 01/22/2016
SVA PROJECT NO: 2014-40129
SCALE: As indicated

SHEET NUMBER: A114-B
SHEET TITLE:

CATWALK LEVEL - SECTOR B

3 MACARTHUR PLACE, SUITE 850 SANTA ANA, CA 92707
T 949.809.3380 WWW.SVA-ARCHITECTS.COM

THIS DOCUMENT CONTAINS INFORMATION PROPRIETARY TO SVA ARCHITECTS INC. AND IS FURNISHED IN CONFIDENCE FOR THE LIMITED PURPOSE OF EVALUATION, BIDDING OR REVIEW. THIS DOCUMENT OR ITS CONTENTS MAY NOT BE USED FOR ANY OTHER PURPOSE AND MAY NOT BE REPRODUCED OR DISCLOSED WITHOUT THE PRIOR WRITTEN CONSENT OF SVA ARCHITECTS INC. ALL RIGHTS RESERVED, © COPYRIGHT 2015.

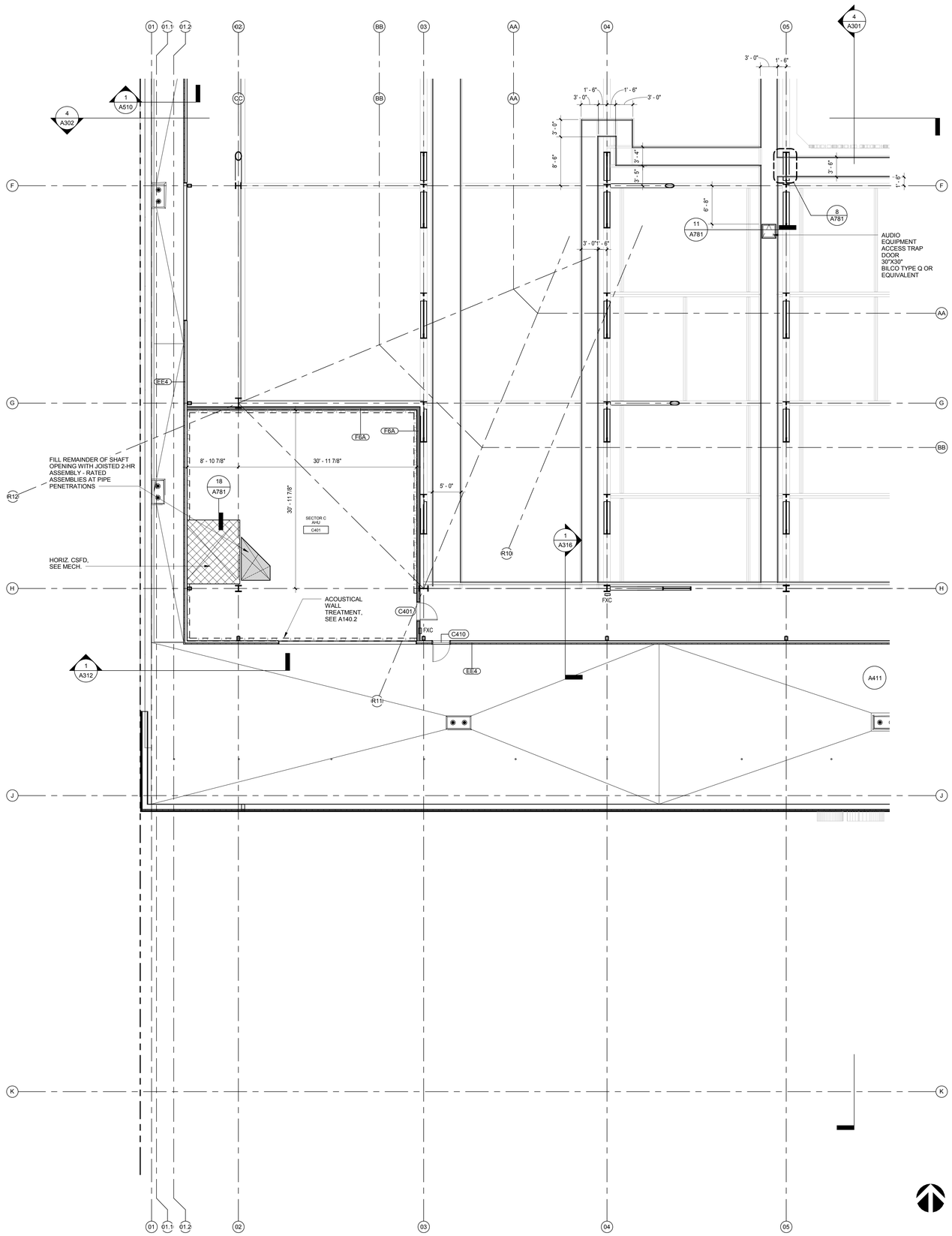

SECTOR PLAN TYPICAL NOTES

1. REFERENCE STANDARD EIFS DETAILS, A500 SERIES, FOR MISCELLANEOUS EXTERIOR WALL PENETRATIONS, ATTACHMENTS AND OTHER CONDITIONS NOT SPECIFICALLY REFERENCED.

2. SLAB OPENINGS FOR MECHANICAL SHAFTS SHALL BE COORDINATED WITH MECHANICAL SUB-CONTRACTOR'S LAYOUTS.

3. SLAB OPENINGS FOR STAIRS SHALL BE COORDINATED WITH STAIR CONTRACTOR'S APPROVED SHOP DRAWINGS.

4. SEATING BOWL PERIMETER SLAB EDGES SHALL BE COORDINATED WITH PRE-CAST CONTRACTOR'S APPROVED SHOP DRAWINGS.

5. DIMENSIONS TO EDGE OF SLAB/CURBS AND CURB WIDTHS AT GRADE LEVEL ARE DEPENDANT ON METAL STUD SIZES AND EIFS THICKNESS. DIMENSIONS TO BE COORDINATED WITH METAL STUD CONTRACTOR PRIOR TO FIELD LAYOUT.

6. FIRE PROOFING: FIRE PROOFING PER CBC TABLE 601 TYPE 1 B CONSTRUCTION

PRIMARY STRUCTURAL FRAME: 2 HOURS
FLOOR CONSTRUCTION AND ASSOCIATED SECONDARY MEMBERS: 2 HOURS
ROOF CONSTRUCTION AND ASSOCIATED SECONDARY MEMBERS: 1 HOUR [a]b

A. 2-HR RATED FIRE PROOFING IS REQUIRED AT ALL STRUCTURAL COLUMNS AND FLOOR FRAMING BEAMS. FIRE PROOFING SHALL BE SPRAY APPLIED U.N.O.. SEE **SHEET A710** FOR ASSEMBLIES.

B. TYPICAL ROOF STRUCTURAL FRAMING AND DECK SHALL BE FIRE PROTECTED PER DETAILS ON **SHEET A710.**

C. SEE SHEET **A140.1** FOR FIRE PROOFING BOUNDARIES AT HIGH ROOF OVER SEATING BOWL. FIRE PROOFING DETAILS PER **SHEET A710**. FIRE PROOFING PER CBC TABLE 601 FOOTNOTE b WITH PROPOSED EQUIVALENT COVERAGE AS APPROVED BY AHJ.

D. PRECAST CONCRETE STADIA "GRANDSTANDS" AND JOINT SEALANTS ARE NOT RATED UNLESS NOTED OTHERWISE. PLEASE REFERENCE CODE REPORT SECTION 3.2.1.

7. FIRE EXTINGUISHERS ARE EXCLUDED FROM PUBLIC AREAS DUE TO THE POTENTIAL FOR MAL-USE. PLEASE REFERENCE CODE REPORT SECTION 3.9.

8. PRECAST SEATING BOWL JOINTS ARE NOT FIRE RATED EXCEPT AT ELECTRICAL ROOM A131.

9. MEZZANINE LEVEL SHALL BE FINISHED TO A "SHELL AND CORE" LEVEL OF FINISH. GYP BD. WALLS SHALL BE TAPED WITH NO TEXTURE OR PAINT

10. FURNITURE, WHERE SHOWN, IS SHOWN FOR REFERENCE ONLY; COORDINATE WITH OWNER'S VENDOR.

11. ALL GYPSUM BOARD WALLS SHALL BE PAINTED FROM FLOOR TO FINISHED CEILING OR EXPOSED STRUCTURE - CBU STANDARD INTERIOR FIELD PAINT COLOR, U.N.O.

12. ALL GYPSUM BOARD CEILINGS SHALL BE PAINTED - CBU STANDARD CEILING PAINT, U.N.O.

13. SEE DETAILS 1 AND 3 A790 FOR LAVATORY COUNTERS AT SOLID SURFACE COUNTER /UNDERMOUNT SINK LOCATIONS.

SECTOR PLAN TYPICAL NOTES

EXIT SIGNAGE

FXC — RECESSED FIRE EXTINGUISHER CABINET WITH FIRE EXTINGUISHER BOTTLE

RESTROOM TRASH RECEPTACLES: FF&E

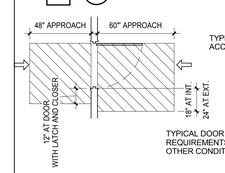

TYPICAL DOOR CLEARANCES AT ACCESSIBLE ROUTES

TYPICAL DOOR APPROACH CLEAR AREA REQUIREMENTS, [2013 CBC: 11B-404.2.4.2] - OTHER CONDITIONS PER [2013 CBC: 11B-404.2.3]

SECTOR PLAN LEGEND

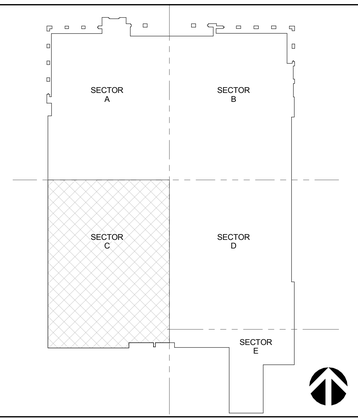

KEY PLAN SECTOR C

CATWALK LEVEL - SECTOR C | 1/8" = 1'-0" | 1

CALIFORNIA BAPTIST UNIVERSITY
EVENTS CENTER
8431 DIANA AVENUE, RIVERSIDE, CA

ISSUE FOR CONSTRUCTION 01-22-2016

REVISIONS:

	DESCRIPTION	DATE

DATE ISSUED: 01/22/2016
SVA PROJECT NO: 2014-40129
SCALE: As indicated

SHEET NUMBER: A114-C

SHEET TITLE:

CATWALK LEVEL - SECTOR C

3 MACARTHUR PLACE, SUITE 850 SANTA ANA, CA 92707
T 949.809.3380 WWW.SVA-ARCHITECTS.COM

THIS DOCUMENT CONTAINS INFORMATION PROPRIETARY TO SVA ARCHITECTS INC. AND IS FURNISHED IN CONFIDENCE FOR THE LIMITED PURPOSE OF REVIEW, AND IS FURNISHED ON THE UNDERSTANDING THAT IT OR ITS CONTENT MAY NOT BE USED FOR ANY OTHER PURPOSE AND MAY NOT BE REPRODUCED OR DISCLOSED TO OTHERS WITHOUT THE PRIOR WRITTEN CONSENT OF SVA ARCHITECTS INC. ALL RIGHTS RESERVED. © COPYRIGHT 2015.

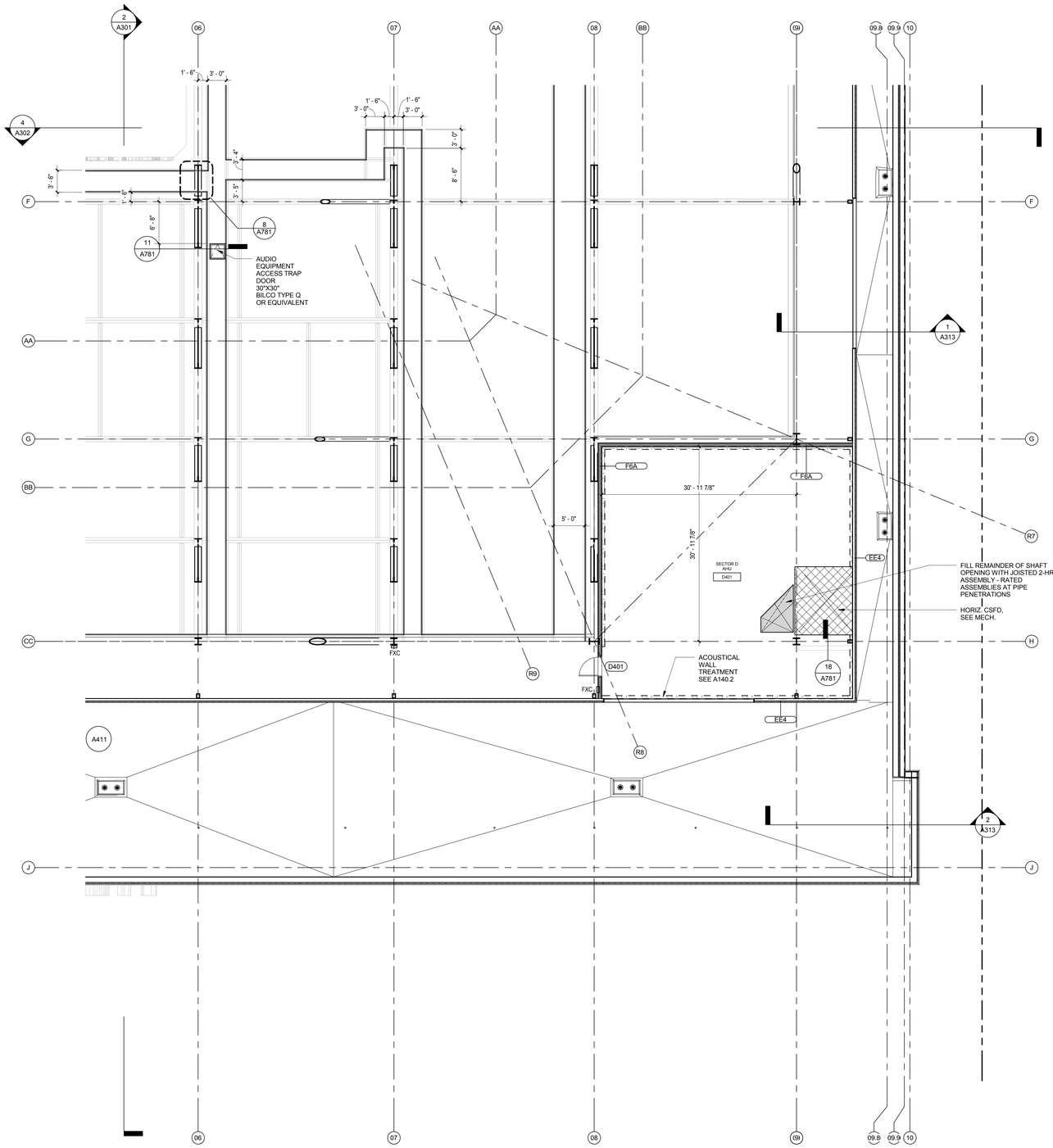

SECTOR PLAN TYPICAL NOTES

1. REFERENCE STANDARD EIFS DETAILS, A500 SERIES, FOR MISCELLANEOUS EXTERIOR WALL PENETRATIONS, ATTACHMENTS AND OTHER CONDITIONS NOT SPECIFICALLY REFERENCED.

2. SLAB OPENINGS FOR MECHANICAL SHAFTS SHALL BE COORDINATED WITH MECHANICAL SUB-CONTRACTOR'S LAYOUTS.

3. SLAB OPENINGS FOR STAIRS SHALL BE COORDINATED WITH STAIR CONTRACTOR'S APPROVED SHOP DRAWINGS.

4. SEATING BOWL PERIMETER SLAB EDGES SHALL BE COORDINATED WITH PRE-CAST CONTRACTOR'S APPROVED SHOP DRAWINGS.

5. DIMENSIONS TO EDGE OF SLAB/CURBS AND CURB WIDTHS AT GRADE LEVEL ARE DEPENDANT ON METAL STUD SIZES AND EIFS THICKNESS. DIMENSIONS TO BE COORDINATED WITH METAL STUD CONTRACTOR PRIOR TO FIELD LAYOUT.

6. FIRE PROOFING: FIRE PROOFING PER CBC TABLE 601 TYPE 1 B CONSTRUCTION

PRIMARY STRUCTURAL FRAME: 2 HOURS
FLOOR CONSTRUCTION AND ASSOCIATED SECONDARY MEMBERS: 2 HOURS
ROOF CONSTRUCTION AND ASSOCIATED SECONDARY MEMBERS: 1 HOUR ^b

A. 2-HR RATED FIRE PROOFING IS REQUIRED AT ALL STRUCTURAL COLUMNS AND FLOOR FRAMING BEAMS. FIRE PROOFING SHALL BE SPRAY APPLIED U.N.O.. SEE **SHEET A710** FOR ASSEMBLIES.

B. TYPICAL ROOF STRUCTURAL FRAMING AND DECK SHALL BE FIRE PROTECTED PER DETAILS ON **SHEET A710.**

C. SEE SHEET **A140.1** FOR FIRE PROOFING BOUNDARIES AT HIGH ROOF OVER SEATING BOWL. FIRE PROOFING DETAILS PER **SHEET A710**. FIRE PROOFING PER CBC TABLE 601 FOOTNOTE b WITH PROPOSED EQUIVALENT COVERAGE AS APPROVED BY AHJ.

D. PRECAST CONCRETE STADIA "GRANDSTANDS" AND JOINT SEALANTS ARE NOT RATED UNLESS NOTED OTHERWISE. PLEASE REFERENCE CODE REPORT SECTION 3.2.1.

7. FIRE EXTINGUISHERS ARE EXCLUDED FROM PUBLIC AREAS DUE TO THE POTENTIAL FOR MAL-USE. PLEASE REFERENCE CODE REPORT SECTION 3.9.

8. PRECAST SEATING BOWL JOINTS ARE NOT FIRE RATED EXCEPT AT ELECTRICAL ROOM A131.

9. MEZZANINE LEVEL SHALL BE FINISHED TO A "SHELL AND CORE" LEVEL OF FINISH. GYP BD. WALLS SHALL BE TAPED WITH NO TEXTURE OR PAINT

10. FURNITURE, WHERE SHOWN, IS SHOWN FOR REFERENCE ONLY; COORDINATE WITH OWNER'S VENDOR.

11. ALL GYPSUM BOARD WALLS SHALL BE PAINTED FROM FLOOR TO FINISHED CEILING OR EXPOSED STRUCTURE - CBU STANDARD INTERIOR FIELD PAINT COLOR, U.N.O.

12. ALL GYPSUM BOARD CEILINGS SHALL BE PAINTED - CBU STANDARD CEILING PAINT, U.N.O.

13. SEE DETAILS 1 AND 3 A790 FOR LAVATORY COUNTERS AT SOLID SURFACE COUNTER /UNDERMOUNT SINK LOCATIONS.

SECTOR PLAN TYPICAL NOTES

EXIT SIGNAGE

FXC — RECESSED FIRE EXTINGUISHER CABINET WITH FIRE EXTINGUISHER BOTTLE

RESTROOM TRASH RECEPTACLES: FF&E

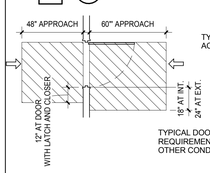

TYPICAL DOOR CLEARANCES AT ACCESSIBLE ROUTES

TYPICAL DOOR APPROACH CLEAR AREA REQUIREMENTS. [2013 CBC: 11B-404.2.4.2] - OTHER CONDITIONS PER [2013 CBC: 11B-404.2.3]

SECTOR PLAN LEGEND

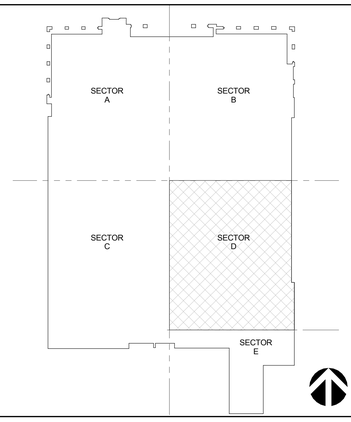

KEY PLAN SECTOR D

CATWALK LEVEL - SECTOR D | 1/8" = 1'-0" | 1

CALIFORNIA BAPTIST UNIVERSITY

EVENTS CENTER

8431 DIANA AVENUE, RIVERSIDE, CA

ISSUE FOR CONSTRUCTION
01-22-2016

REVISIONS:

	DESCRIPTION	DATE

DATE ISSUED: 01/22/2016

SVA PROJECT NO: 2014-40129

SCALE: As indicated

SHEET NUMBER: A114-D

SHEET TITLE:

CATWALK LEVEL - SECTOR D

ARCHITECTS

3 MACARTHUR PLACE, SUITE 850 SANTA ANA, CA 92707
T 949.809.3380 WWW.SVA-ARCHITECTS.COM

THIS DOCUMENT CONTAINS INFORMATION PROPRIETARY TO SVA ARCHITECTS INC. AND IS FURNISHED IN CONFIDENCE FOR THE LIMITED PURPOSE OF EVALUATION, BIDDING OR REVIEW. THIS DOCUMENT OR ITS CONTENTS MAY NOT BE USED FOR ANY OTHER PURPOSE AND MAY NOT BE REPRODUCED OR DISCLOSED TO OTHERS WITHOUT THE PRIOR WRITTEN CONSENT OF SVA ARCHITECTS INC. ALL RIGHTS RESERVED, © COPYRIGHT 2015.

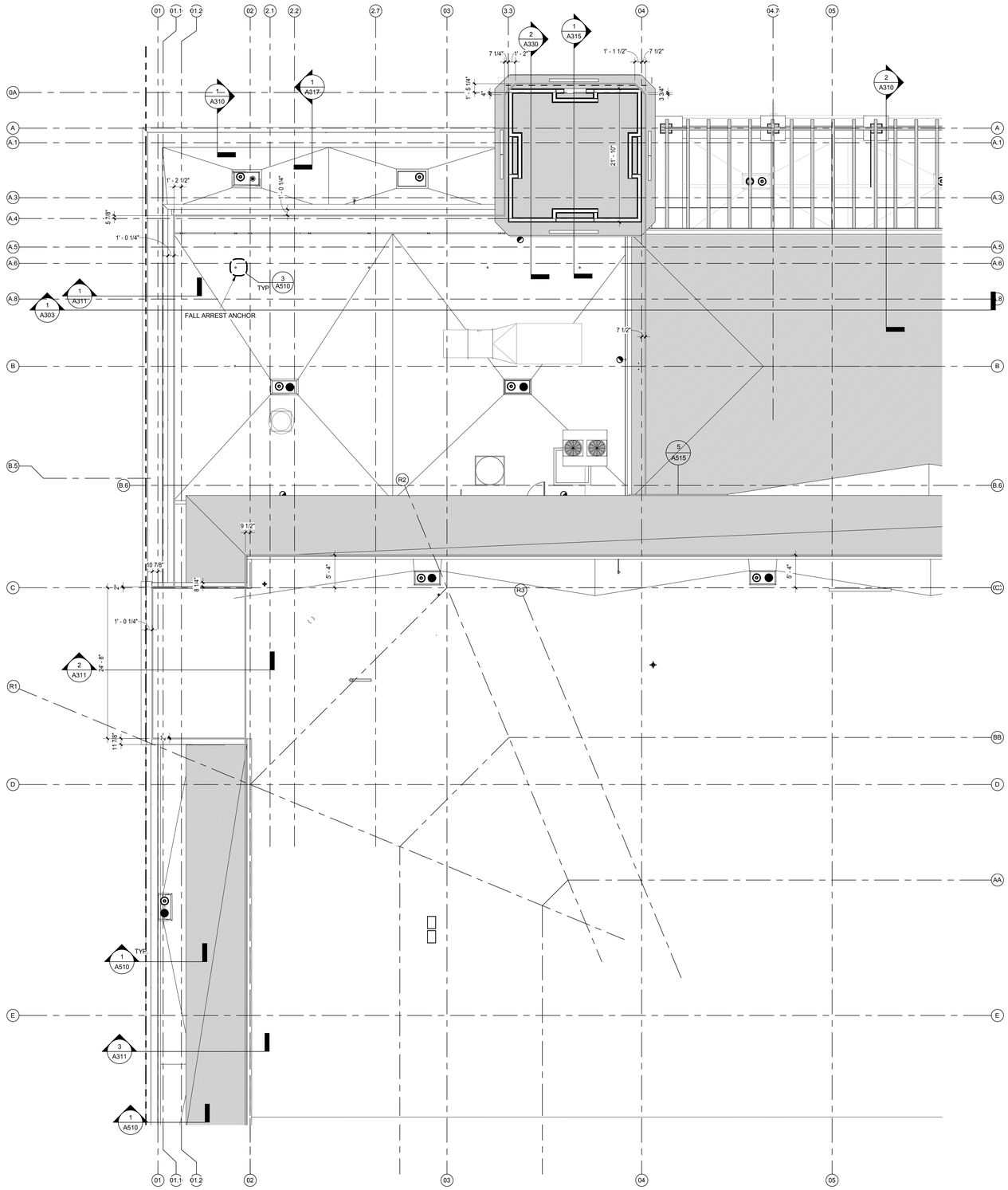

ROOF TYPICAL NOTES

1. CORNICES AT PARAPETS, LEDGES AT MID WALL HEIGHT, WINDOW SURROUNDS, ARCHITECTURAL PROFILES SHALL BE SHAPED WITH RIGID FOAM INSULATION AS PART OF THE EIFS SYSTEM.

2. SLOPED MANSARD AND HIP ROOFS SHALL BE ROOFED WITH MCA CLAY ONE PIECE S MISSION TILE; COLOR TBD FROM MANUFACTURER'S STANDARD RANGE. TILE SHALL BE WIRE ATTACHED, OVER 30LB ROOF FELT OVER MODIFIED BASE SHEET OVER 1/2" DENS DECK OVER R-30 RIGID FOAM INSULATION OVER STRUCTURAL METAL DECK.

3. LOW SLOPE ROOF ASSEMBLY: SINGLE PLY PVC ROOFING OVER 1/2" DENS DECK OVER MINIMUM R-30 RIGID FOAM INSULATION OVER 5/8" TYPE X GYP. WITH BUILT UP FOAM CRICKETS, OVER STRUCTURAL DECK. FIRE PROOF DECK PER FIRE PROOFING PLANS AND AS REQUIRED FOR COMPLIANT ASSEMBLIES.

4. RAIN GUTTER AND DOWNSPOUT AT NORTH SIDE OF HIP ROOF OVER MAIN LOBBY SHALL BE CUSTOM COLOR KYNAR WITH DOWNSPOUTS, BRACKETS, TRIMS, ETC. ALSO CUSTOM COLOR KYNAR.

5. WOOD TRELLIS AT NORTH TERRACE BALCONY. ROUGH SAWN WOOD BEAMS WITH OPAQUE DARK STAIN; SEE DETAILS.

ROOF TYPICAL NOTES

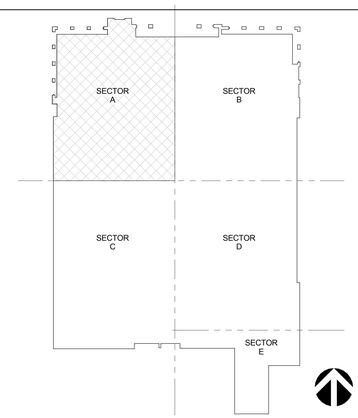

KEY PLAN SECTOR A

ROOF | 1/8" = 1'-0" | 1

CALIFORNIA BAPTIST UNIVERSITY
EVENTS CENTER
8431 DIANA AVENUE, RIVERSIDE, CA

ISSUE FOR CONSTRUCTION
01-22-2016

REVISIONS:

	DESCRIPTION	DATE

DATE ISSUED: 01/22/2016
SVA PROJECT NO: 2014-40129
SCALE: As indicated

SHEET NUMBER: A115-A
SHEET TITLE:

ROOF LEVEL - SECTOR A

3 MACARTHUR PLACE, SUITE 850 SANTA ANA, CA 92707
T 949.809.3380 WWW.SVA-ARCHITECTS.COM

THIS DOCUMENT CONTAINS INFORMATION PROPRIETARY TO SVA ARCHITECTS INC. AND IS FURNISHED IN CONFIDENCE FOR THE LIMITED PURPOSE OF EVALUATION, BIDDING OR REVIEW. THIS DOCUMENT OR ITS CONTENTS MAY NOT BE USED FOR ANY OTHER PURPOSE AND MAY NOT BE REPRODUCED OR DISCLOSED TO OTHERS WITHOUT THE PRIOR WRITTEN CONSENT OF SVA ARCHITECTS INC. ALL RIGHTS RESERVED. © COPYRIGHT 2015.

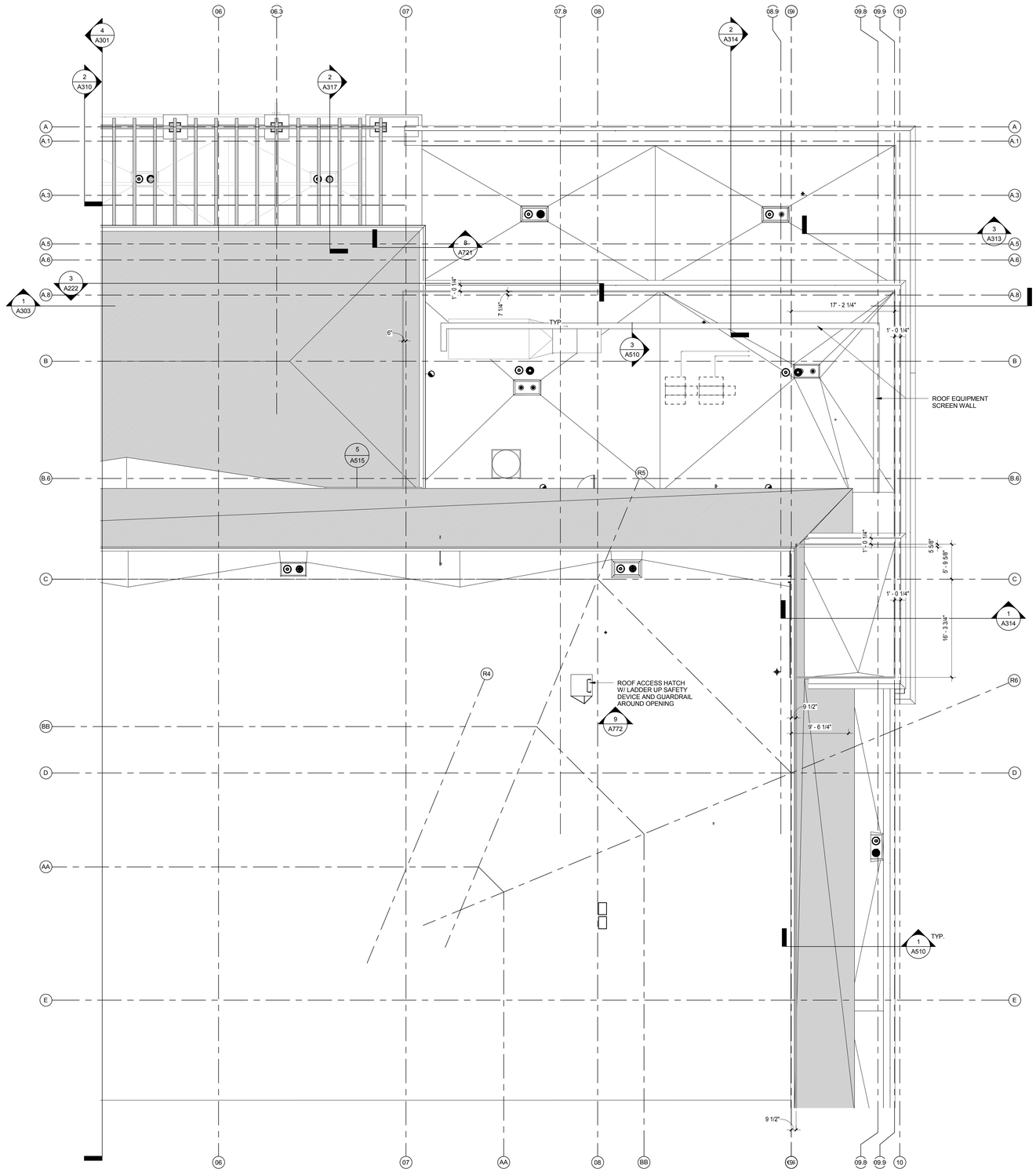

ROOF TYPICAL NOTES

1. CORNICES AT PARAPETS, LEDGES AT MID WALL HEIGHT, WINDOW SURROUNDS, ARCHITECTURAL PROFILES SHALL BE SHAPED WITH RIGID FOAM INSULATION AS PART OF THE EIFS SYSTEM.

2. SLOPED MANSARD AND HIP ROOFS SHALL BE ROOFED WITH MCA CLAY ONE PIECE S MISSION TILE; COLOR TBD FROM MANUFACTURER'S STANDARD RANGE. TILE SHALL BE WIRE ATTACHED, OVER 30LB ROOF FELT OVER MODIFIED BASE SHEET OVER 1/2" DENS DECK OVER R-30 RIGID FOAM INSULATION OVER STRUCTURAL METAL DECK.

3. LOW SLOPE ROOF ASSEMBLY: SINGLE PLY PVC ROOFING OVER 1/2" DENS DECK OVER MINIMUM R-30 RIGID FOAM INSULATION OVER 5/8" TYPE X GYP. WITH BUILT UP FOAM CRICKETS, OVER STRUCTURAL DECK. FIRE PROOF DECK PER FIRE PROOFING PLANS AND AS REQUIRED FOR COMPLIANT ASSEMBLIES.

4. RAIN GUTTER AND DOWNSPOUT AT NORTH SIDE OF HIP ROOF OVER MAIN LOBBY SHALL BE CUSTOM COLOR KYNAR WITH DOWNSPOUTS, BRACKETS, TRIMS, ETC. ALSO CUSTOM COLOR KYNAR.

5. WOOD TRELLIS AT NORTH TERRACE BALCONY. ROUGH SAWN WOOD BEAMS WITH OPAQUE DARK STAIN; SEE DETAILS.

ROOF TYPICAL NOTES

ROOF | 1/8" = 1'-0" | **1**

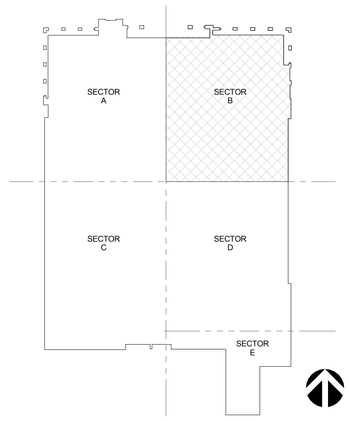

KEY PLAN SECTOR B

CALIFORNIA BAPTIST UNIVERSITY
EVENTS CENTER
8431 DIANA AVENUE, RIVERSIDE, CA

ISSUE FOR CONSTRUCTION 01-22-2016

REVISIONS:

	DESCRIPTION	DATE

DATE ISSUED: 01/22/2016

SVA PROJECT NO: 2014-40129

SCALE: As indicated

SHEET NUMBER: A115-B

SHEET TITLE:

ROOF LEVEL - SECTOR B

ARCHITECTS

3 MACARTHUR PLACE, SUITE 850 SANTA ANA, CA 92707
T 949.809.3380 WWW.SVA-ARCHITECTS.COM

THIS DOCUMENT CONTAINS INFORMATION PROPRIETARY TO SVA ARCHITECTS INC. AND IS FURNISHED IN CONFIDENCE FOR THE LIMITED PURPOSE OF EVALUATION, BIDDING OR REVIEW. THIS DOCUMENT OR ITS CONTENTS MAY NOT BE USED FOR ANY OTHER PURPOSE AND MAY NOT BE REPRODUCED OR DISCLOSED TO OTHERS WITHOUT THE PRIOR WRITTEN CONSENT OF SVA ARCHITECTS INC. ALL RIGHTS RESERVED. © COPYRIGHT 2015.

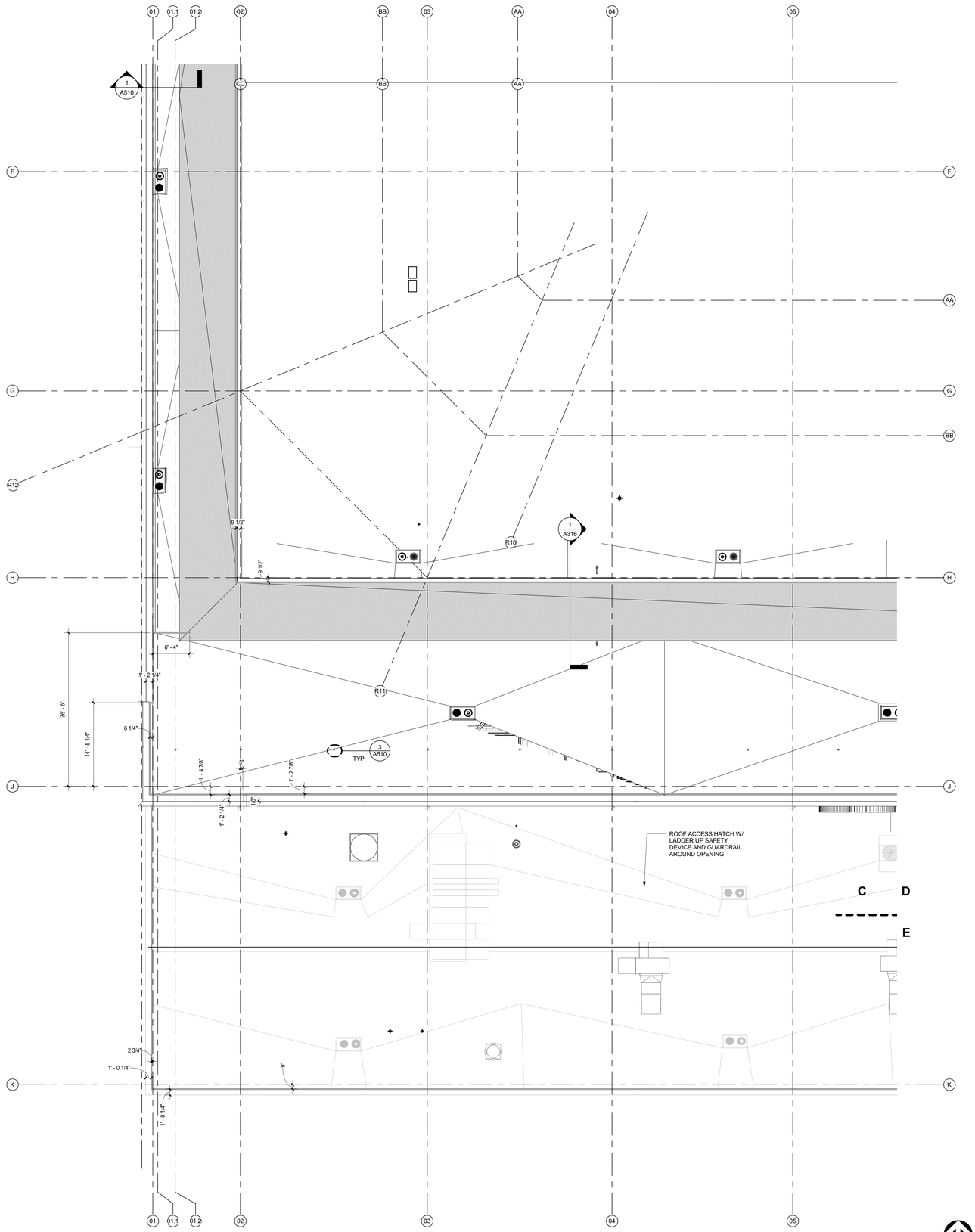

ROOF TYPICAL NOTES

1. CORNICES AT PARAPETS, LEDGES AT MID WALL HEIGHT, WINDOW SURROUNDS, ARCHITECTURAL PROFILES SHALL BE SHAPED WITH RIGID FOAM INSULATION AS PART OF THE EIFS SYSTEM.

2. SLOPED MANSARD AND HIP ROOFS SHALL BE ROOFED WITH MCA CLAY ONE PIECE S MISSION TILE: COLOR TBD FROM MANUFACTURER'S STANDARD RANGE. TILE SHALL BE WIRE ATTACHED, OVER 30LB ROOF FELT OVER MODIFIED BASE SHEET OVER 1/2" DENS DECK OVER R-30 RIGID FOAM INSULATION OVER STRUCTURAL METAL DECK.

3. LOW SLOPE ROOF ASSEMBLY: SINGLE PLY PVC ROOFING OVER 1/2" DENS DECK OVER MINIMUM R-30 RIGID FOAM INSULATION OVER 5/8" TYPE X GYP. WITH BUILT UP FOAM CRICKETS, OVER STRUCTURAL DECK. FIRE PROOF DECK PER FIRE PROOFING PLANS AND AS REQUIRED FOR COMPLIANT ASSEMBLIES.

4. RAIN GUTTER AND DOWNSPOUT AT NORTH SIDE OF HIP ROOF OVER MAIN LOBBY SHALL BE CUSTOM COLOR KYNAR WITH DOWNSPOUTS, BRACKETS, TRIMS, ETC. ALSO CUSTOM COLOR KYNAR.

5. WOOD TRELLIS AT NORTH TERRACE BALCONY. ROUGH SAWN WOOD BEAMS WITH OPAQUE DARK STAIN, SEE DETAILS.

ROOF TYPICAL NOTES

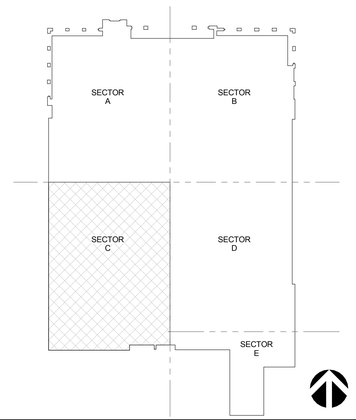

KEY PLAN SECTOR C

ROOF | 1/8" = 1'-0" | **1**

CALIFORNIA BAPTIST UNIVERSITY

EVENTS CENTER

8431 DIANA AVENUE, RIVERSIDE, CA

ISSUE FOR CONSTRUCTION 01-22-2016

REVISIONS:

	DESCRIPTION	DATE

DATE ISSUED: 01/22/2016

SVA PROJECT NO: 2014-40129

SCALE: As indicated

SHEET NUMBER: A115-C

SHEET TITLE:

ROOF LEVEL - SECTOR C

3 MACARTHUR PLACE, SUITE 850 SANTA ANA, CA 92707
T 949.809.3380 WWW.SVA-ARCHITECTS.COM

THIS DOCUMENT CONTAINS INFORMATION PROPRIETARY TO SVA ARCHITECTS INC. AND IS FURNISHED IN CONFIDENCE FOR THE LIMITED PURPOSE OF EVALUATION, BIDDING OR REVIEW. THIS DOCUMENT OR ITS CONTENTS MAY NOT BE USED FOR ANY OTHER PURPOSE AND MAY NOT BE REPRODUCED OR DISCLOSED TO OTHERS WITHOUT THE PRIOR WRITTEN CONSENT OF SVA ARCHITECTS INC. ALL RIGHTS RESERVED, © COPYRIGHT 2015.

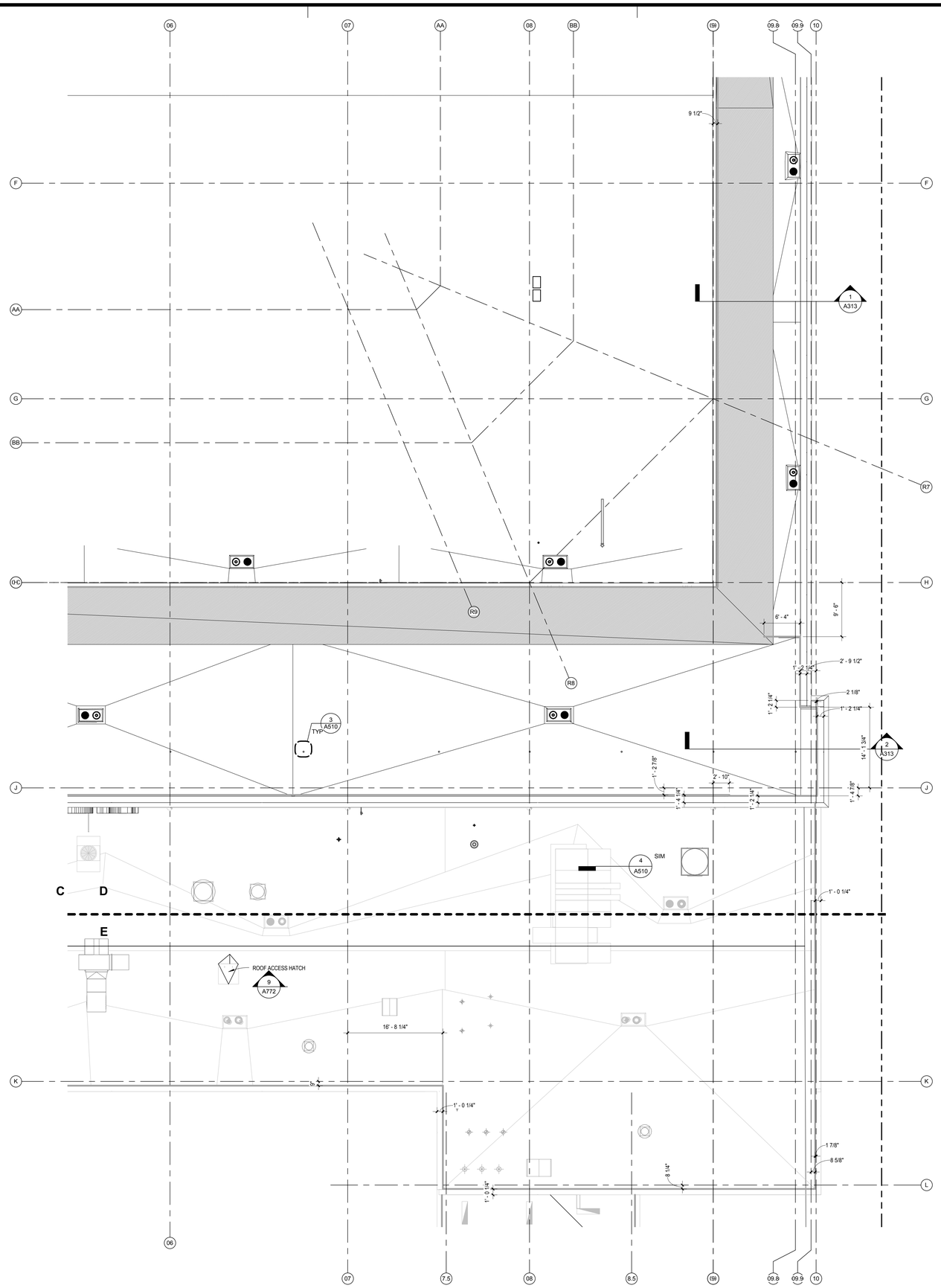

ROOF TYPICAL NOTES

1. CORNICES AT PARAPETS, LEDGES AT MID WALL HEIGHT, WINDOW SURROUNDS, ARCHITECTURAL PROFILES SHALL BE SHAPED WITH RIGID FOAM INSULATION AS PART OF THE EIFS SYSTEM.

2. SLOPED MANSARD AND HIP ROOFS SHALL BE ROOFED WITH MCA CLAY ONE PIECE S MISSION TILE; COLOR TBD FROM MANUFACTURER'S STANDARD RANGE. TILE SHALL BE WIRE ATTACHED, OVER 30LB ROOF FELT OVER MODIFIED BASE SHEET OVER 1/2" DENS DECK OVER R-30 RIGID FOAM INSULATION OVER STRUCTURAL METAL DECK.

3. LOW SLOPE ROOF ASSEMBLY: SINGLE PLY PVC ROOFING OVER 1/2" DENS DECK OVER MINIMUM R-30 RIGID FOAM INSULATION OVER 5/8" TYPE X GYP. WITH BUILT UP FOAM CRICKETS, OVER STRUCTURAL DECK. FIRE PROOF DECK PER FIRE PROOFING PLANS AND AS REQUIRED FOR COMPLIANT ASSEMBLIES.

4. RAIN GUTTER AND DOWNSPOUT AT NORTH SIDE OF HIP ROOF OVER MAIN LOBBY SHALL BE CUSTOM COLOR KYNAR WITH DOWNSPOUTS, BRACKETS, TRIMS, ETC. ALSO CUSTOM COLOR KYNAR.

5. WOOD TRELLIS AT NORTH TERRACE BALCONY. ROUGH SAWN WOOD BEAMS WITH OPAQUE DARK STAIN; SEE DETAILS.

ROOF TYPICAL NOTES

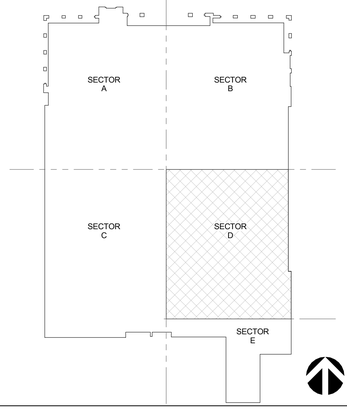

KEY PLAN SECTOR D

ROOF | 1/8" = 1'-0" | 1

CALIFORNIA BAPTIST UNIVERSITY
EVENTS CENTER
8431 DIANA AVENUE, RIVERSIDE, CA

ISSUE FOR CONSTRUCTION 01-22-2016

REVISIONS:

	DESCRIPTION	DATE

DATE ISSUED: 01/22/2016

SVA PROJECT NO: 2014-40129

SCALE: As indicated

SHEET NUMBER: A115-D

SHEET TITLE:

ROOF LEVEL - SECTOR D

3 MACARTHUR PLACE, SUITE 850 SANTA ANA, CA 92707
T 949.809.3380 WWW.SVA-ARCHITECTS.COM

THIS DOCUMENT CONTAINS INFORMATION PROPRIETARY TO SVA ARCHITECTS INC. AND IS FURNISHED IN CONFIDENCE FOR THE LIMITED PURPOSE OF EVALUATION, BIDDING OR REVIEW. THIS DOCUMENT OR ITS CONTENTS MAY NOT BE USED FOR ANY OTHER PURPOSE AND MAY NOT BE REPRODUCED OR DISCLOSED TO OTHERS WITHOUT THE PRIOR WRITTEN CONSENT OF SVA ARCHITECTS INC. ALL RIGHTS RESERVED. © COPYRIGHT 2015.

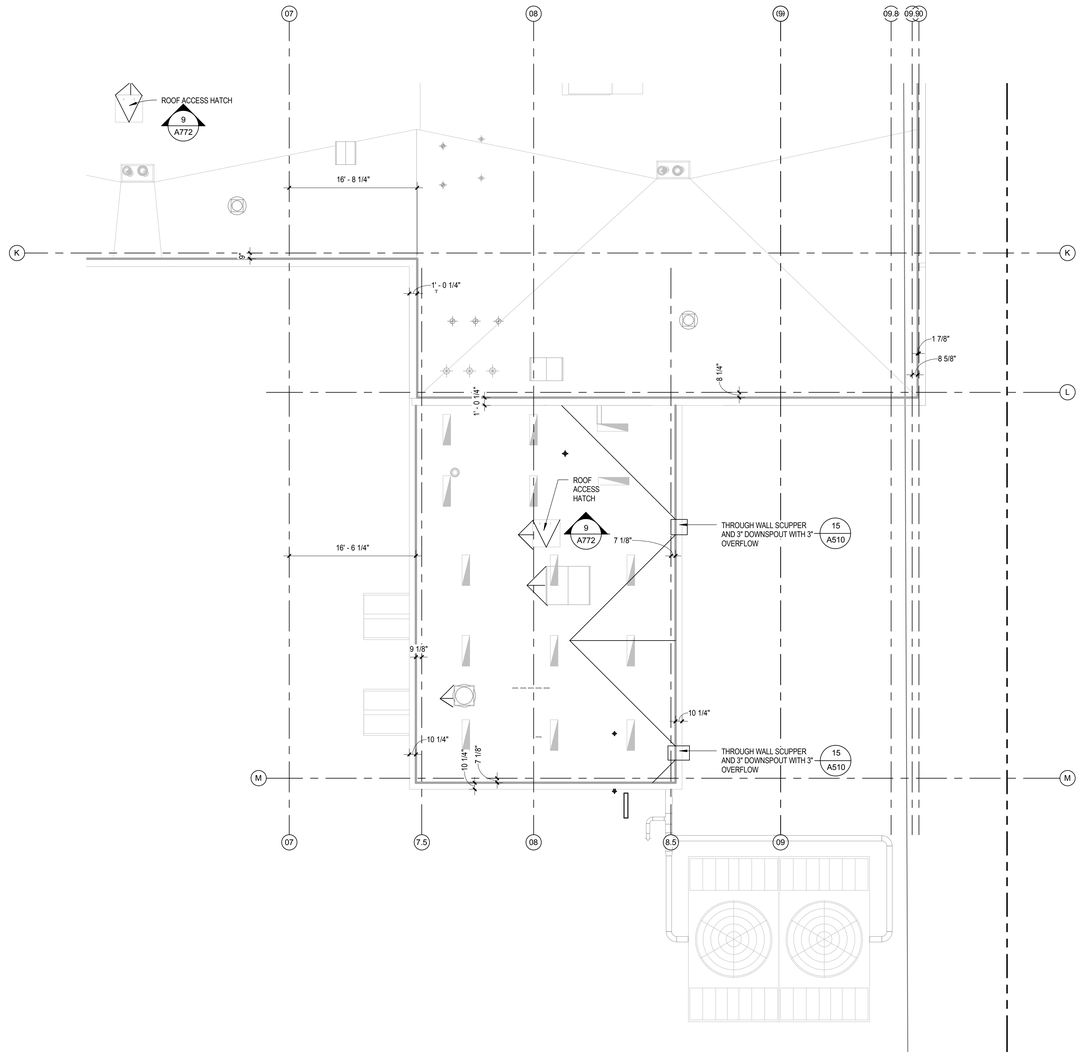

ROOF TYPICAL NOTES

1. CORNICES AT PARAPETS, LEDGES AT MID WALL HEIGHT, WINDOW SURROUNDS, ARCHITECTURAL PROFILES SHALL BE SHAPED WITH RIGID FOAM INSULATION AS PART OF THE EIFS SYSTEM.

2. SLOPED MANSARD AND HIP ROOFS SHALL BE ROOFED WITH MCA CLAY ONE PIECE S MISSION TILE; COLOR TBD FROM MANUFACTURER'S STANDARD RANGE. TILE SHALL BE WIRE ATTACHED, OVER 30LB ROOF FELT OVER MODIFIED BASE SHEET OVER 1/2" DENS DECK OVER R-30 RIGID FOAM INSULATION OVER STRUCTURAL METAL DECK.

3. LOW SLOPE ROOF ASSEMBLY: SINGLE PLY PVC ROOFING OVER 1/2" DENS DECK OVER MINIMUM R-30 RIGID FOAM INSULATION OVER 5/8" TYPE X GYP. WITH BUILT UP FOAM CRICKETS, OVER STRUCTURAL DECK. FIRE PROOF DECK PER FIRE PROOFING PLANS AND AS REQUIRED FOR COMPLIANT ASSEMBLIES.

4. RAIN GUTTER AND DOWNSPOUT AT NORTH SIDE OF HIP ROOF OVER MAIN LOBBY SHALL BE CUSTOM COLOR KYNAR WITH DOWNSPOUTS, BRACKETS, TRIMS, ETC. ALSO CUSTOM COLOR KYNAR.

5. WOOD TRELLIS AT NORTH TERRACE BALCONY. ROUGH SAWN WOOD BEAMS WITH OPAQUE DARK STAIN; SEE DETAILS.

ROOF TYPICAL NOTES

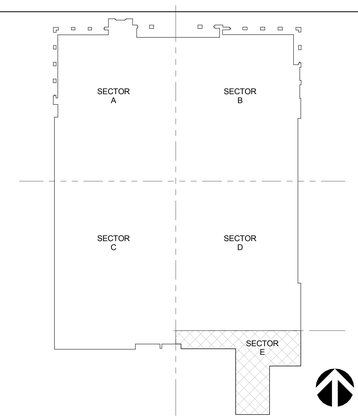

KEY PLAN SECTOR E

CALIFORNIA BAPTIST UNIVERSITY
EVENTS CENTER
8431 DIANA AVENUE, RIVERSIDE, CA

ISSUE FOR CONSTRUCTION
01-22-2016

REVISIONS:

	DESCRIPTION	DATE

DATE ISSUED: 01/22/2016
SVA PROJECT NO: 2014-40129
SCALE: As indicated

SHEET NUMBER: A115-E
SHEET TITLE:

ROOF PLAN SECTOR E

3 MACARTHUR PLACE, SUITE 850 SANTA ANA, CA 92707
T 949.809.3380 WWW.SVA-ARCHITECTS.COM

THIS DOCUMENT CONTAINS INFORMATION PROPRIETARY TO SVA ARCHITECTS INC. AND IS FURNISHED IN CONFIDENCE FOR THE LIMITED PURPOSE OF EVALUATION, BIDDING OR REVIEW. THIS DOCUMENT OR ITS CONTENTS MAY NOT BE USED FOR ANY OTHER PURPOSE AND MAY NOT BE REPRODUCED OR DISCLOSED TO OTHERS WITHOUT THE PRIOR WRITTEN CONSENT OF SVA ARCHITECTS INC. ALL RIGHTS RESERVED. © COPYRIGHT 2015.

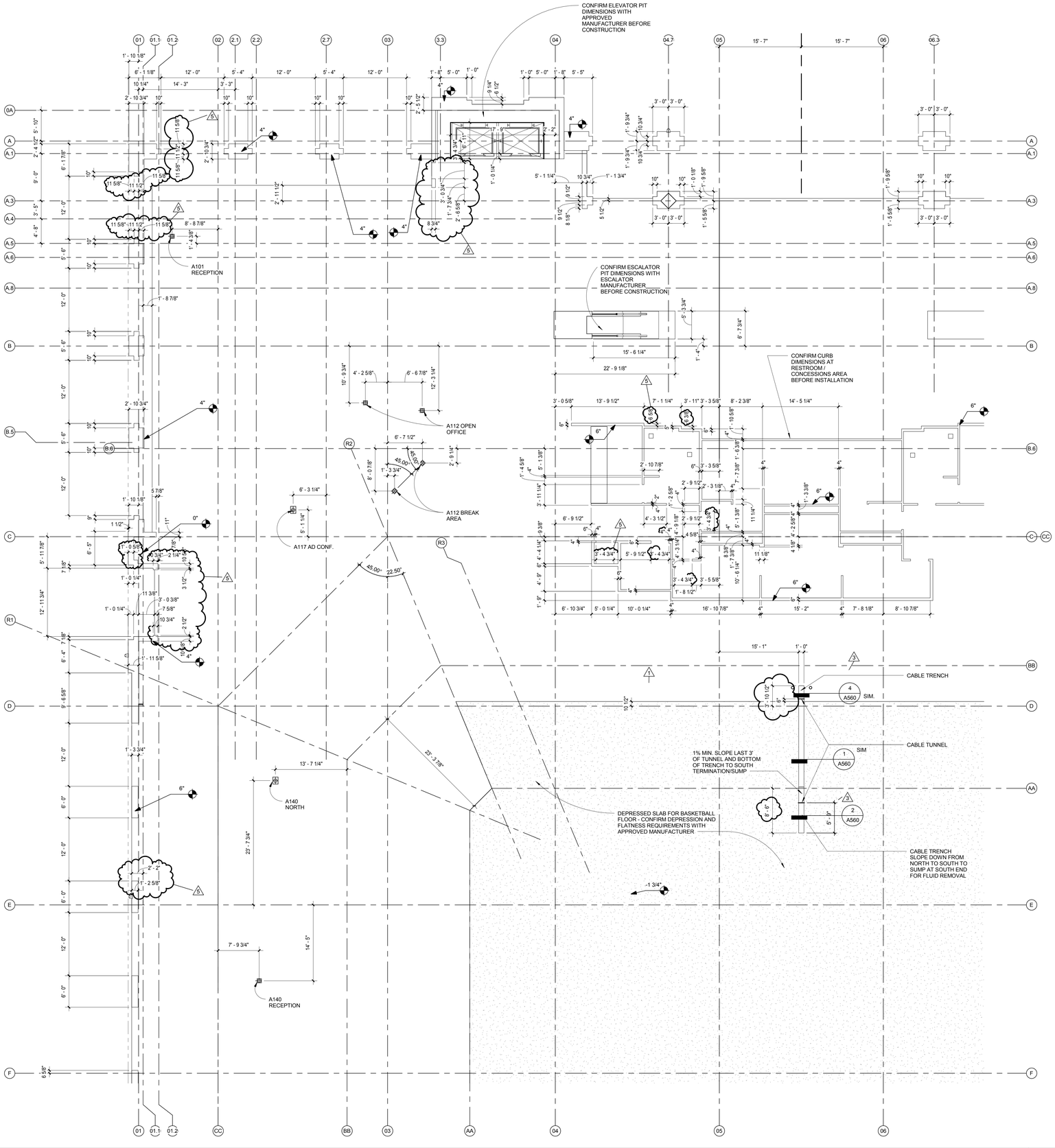

SLAB PLAN TYPICAL NOTES

1. SLAB OPENINGS FOR ELEVATORS AND ESCALATORS SHALL BE COORDINATED WITH MANUFACTURER'S APPROVED SHOP DRAWINGS.

2. SLAB OPENINGS FOR MECHANICAL SHAFTS SHALL BE COORDINATED WITH MECHANICAL CONTRACTOR'S LAYOUTS.

3. SLAB OPENINGS FOR STAIRS SHALL BE COORDINATED WITH STAIR CONTRACTOR'S APPROVED SHOP DRAWINGS.

4. SEATING BOWL PERIMETER SLAB EDGES SHALL BE COORDINATED WITH PRE-CAST CONTRACTOR'S APPROVED SHOP DRAWINGS.

5. DIMENSIONS TO EDGE OF SLAB/CURBS AND CURB WIDTHS AT GRADE LEVEL ARE DEPENDANT ON METAL STUD SIZES AND EIFS THICKNESS. DIMENSIONS TO BE COORDINATED WITH METAL STUD CONTRACTOR PRIOR TO FIELD LAYOUT.

6. SLAB DEPRESSION FOR WOOD SPORTS FLOOR SHALL BE COORDINATED WITH APPROVED FLOORING MANUFACTURER. SLAB FLATNESS TOLERANCE SHALL BE COORDINATED WITH APPROVED MANUFACTURER'S SPECIFICATION AND WITH RETRACTABLE SEATING COMPANY'S REQUIREMENTS.

7. MECHANICAL, ELECTRICAL, PLUMBING, ETC. HOUSEKEEPING PADS NOT SHOWN; CONFIRM SIZE AND LOCATION WITH EQUIPMENT REQUIREMENTS AS INDICATED ON MECH, ELECT., PLUMBING, ETC. DRAWINGS.

8. FLOOR DRAINS, FLOOR SINKS, TROUGH DRAINS SHALL BE COORDINATED WITH PLUMBING PLANS AND FOOD SERVICE LAYOUTS.

9. EDGE OF SLAB AT TRANSITION AT PRECAST SEATING BOWL INTERFACE SHALL BE COORDINATED WITH PRE-CAST CONTRACTOR PRIOR TO CONSTRUCTION.

10. SEALED OR STAINED/SEALED EXPOSED CONCRETE SHALL BE INSTALLED AND PROTECTED TO INSURE A HIGH QUALITY FINISH. REFER TO SPECIFICATIONS AND FINISH SCHEDULE.

11. CONTRACTOR SHALL PREPARE A SLAB CONTROL JOINT PLAN FOR REVIEW AND APPROVAL BY THE ARCHITECT BEFORE INSTALLATION.

12. REFER TO BELOW GRADE WATERPROOFING DETAILS ON SHEET A560 AND SPECIFICATIONS FOR BELOW GRADE WATERPROOFING AT PITS AND TRENCHES.

13. REFER TO SOILS REPORT AND SPECIFICATIONS FOR BELOW SLAB VAPOR BARRIER.

SLAB & DECK PLAN TYPICAL NOTES

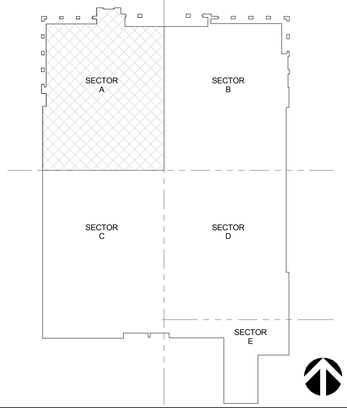

KEY PLAN SECTOR A

EVENT LEVEL - SLAB PLAN - SECTOR A | 1/8" = 1'-0" | 1

CALIFORNIA BAPTIST UNIVERSITY

EVENTS CENTER

8431 DIANA AVENUE, RIVERSIDE, CA

-

LICENSED ARCHITECT ROBERT M. SIMMS No. C-18301 Jan. 31, 2017 STATE OF CALIFORNIA

REVISIONS:

	DESCRIPTION	DATE
1	BULLETIN 1	10-29-15
3	BULLETIN 3	12-03-15
5	ASI 003	3-21-16

DATE ISSUED: 01/22/2016

SVA PROJECT NO: 2014-40129

SCALE: As indicated

SHEET NUMBER: A121-A

SHEET TITLE:

SLAB PLAN - EVENT LEVEL - SECTOR A

ARCHITECTS

3 MACARTHUR PLACE, SUITE 850 SANTA ANA, CA 92707

T 949.809.3380 WWW.SVA-ARCHITECTS.COM

THIS DOCUMENT CONTAINS INFORMATION PROPRIETARY TO SVA ARCHITECTS INC. AND IS FURNISHED IN CONFIDENCE FOR THE LIMITED PURPOSE OF EVALUATION, BIDDING OR REVIEW. THIS DOCUMENT OR ITS CONTENTS MAY NOT BE USED FOR ANY OTHER PURPOSE AND MAY NOT BE REPRODUCED OR DISCLOSED TO OTHERS WITHOUT THE PRIOR WRITTEN CONSENT OF SVA ARCHITECTS INC. ALL RIGHTS RESERVED, © COPYRIGHT 2015.

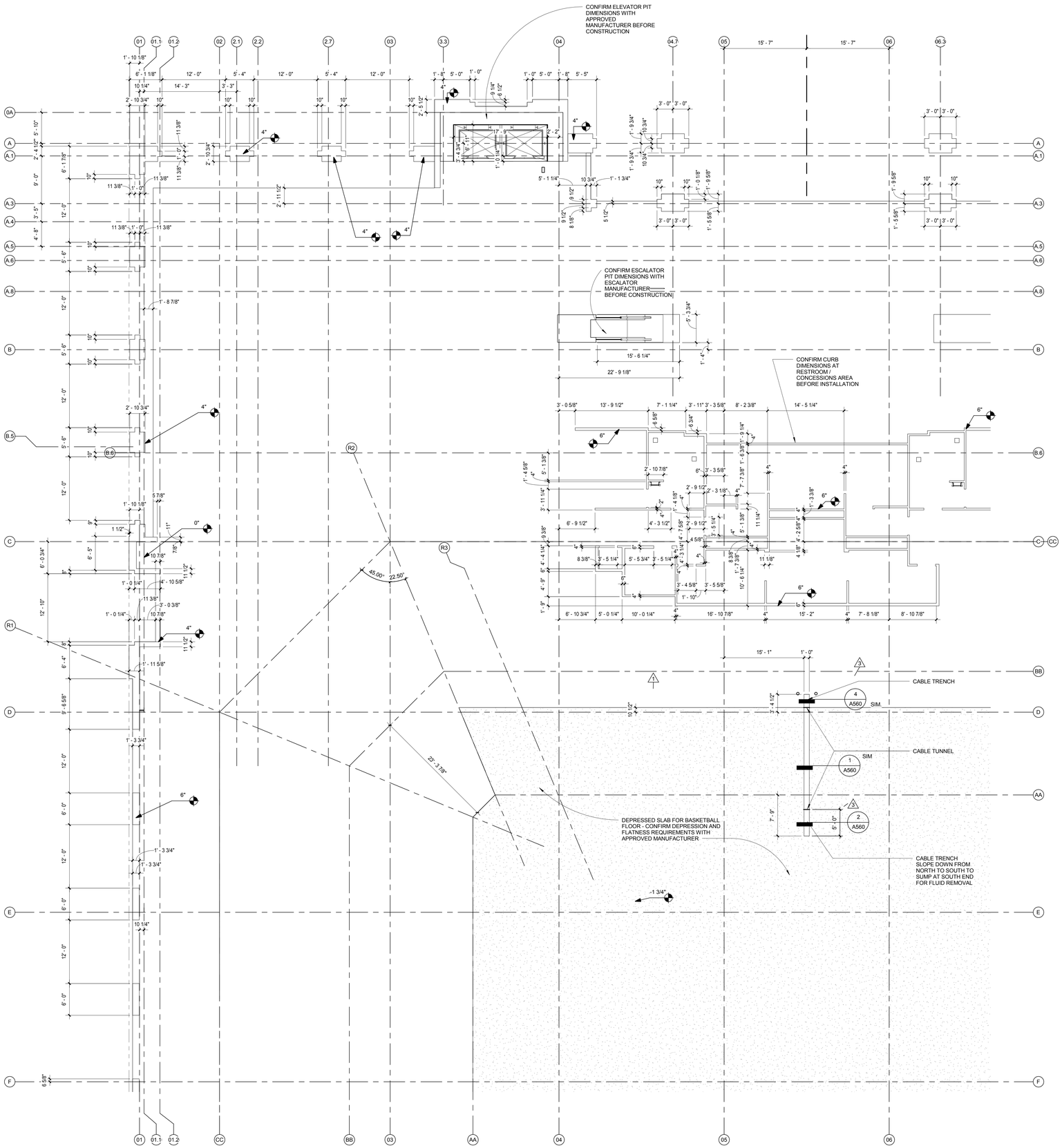

SLAB PLAN TYPICAL NOTES

1. SLAB OPENINGS FOR ELEVATORS AND ESCALATORS SHALL BE COORDINATED WITH MANUFACTURER'S APPROVED SHOP DRAWINGS.

2. SLAB OPENINGS FOR MECHANICAL SHAFTS SHALL BE COORDINATED WITH MECHANICAL CONTRACTOR'S LAYOUTS.

3. SLAB OPENINGS FOR STAIRS SHALL BE COORDINATED WITH STAIR CONTRACTOR'S APPROVED SHOP DRAWINGS.

4. SEATING BOWL PERIMETER SLAB EDGES SHALL BE COORDINATED WITH PRE-CAST CONTRACTOR'S APPROVED SHOP DRAWINGS.

5. DIMENSIONS TO EDGE OF SLAB/CURBS AND CURB WIDTHS AT GRADE LEVEL ARE DEPENDANT ON METAL STUD SIZES AND EIFS THICKNESS. DIMENSIONS TO BE COORDINATED WITH METAL STUD CONTRACTOR PRIOR TO FIELD LAYOUT.

6. SLAB DEPRESSION FOR WOOD SPORTS FLOOR SHALL BE COORDINATED WITH APPROVED FLOORING MANUFACTURER. SLAB FLATNESS TOLERANCE SHALL BE COORDINATED WITH APPROVED MANUFACTURER'S SPECIFICATION AND WITH RETRACTABLE SEATING COMPANY'S REQUIREMENTS.

7. MECHANICAL, ELECTRICAL, PLUMBING, ETC. HOUSEKEEPING PADS NOT SHOWN; CONFIRM SIZE AND LOCATION WITH EQUIPMENT REQUIREMENTS AS INDICATED ON MECH, ELECT., PLUMBING, ETC. DRAWINGS.

8. FLOOR DRAINS, FLOOR SINKS, TROUGH DRAINS SHALL BE COORDINATED WITH PLUMBING PLANS AND FOOD SERVICE LAYOUTS.

9. EDGE OF SLAB AT TRANSITION AT PRECAST SEATING BOWL INTERFACE SHALL BE COORDINATED WITH PRE-CAST CONTRACTOR PRIOR TO CONSTRUCTION.

10. SEALED OR STAINED/SEALED EXPOSED CONCRETE SHALL BE INSTALLED AND PROTECTED TO INSURE A HIGH QUALITY FINISH. REFER TO SPECIFICATIONS AND FINISH SCHEDULE.

11. CONTRACTOR SHALL PREPARE A SLAB CONTROL JOINT PLAN FOR REVIEW AND APPROVAL BY THE ARCHITECT BEFORE INSTALLATION.

12. REFER TO BELOW GRADE WATERPROOFING DETAILS ON SHEET A560 AND SPECIFICATIONS FOR BELOW GRADE WATERPROOFING AT PITS AND TRENCHES.

13. REFER TO SOILS REPORT AND SPECIFICATIONS FOR BELOW SLAB VAPOR BARRIER.

SLAB & DECK PLAN TYPICAL NOTES

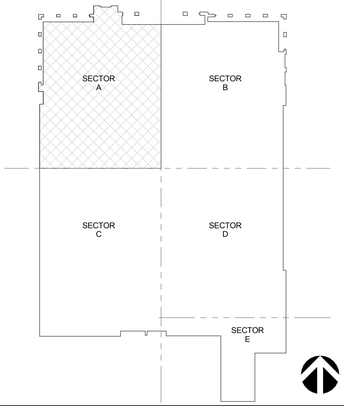

KEY PLAN SECTOR A

EVENT LEVEL - SLAB PLAN - SECTOR A | 1/8" = 1'-0" | 1

CALIFORNIA BAPTIST UNIVERSITY
EVENTS CENTER

8431 DIANA AVENUE, RIVERSIDE, CA

ISSUE FOR CONSTRUCTION 01-22-2016

REVISIONS:

	DESCRIPTION	DATE
1	BULLETIN 1	10-29-15
3	BULLETIN 3	12-03-15

DATE ISSUED: 01/22/2016

SVA PROJECT NO: 2014-40129

SCALE: As indicated

SHEET NUMBER: A121-A

SHEET TITLE:

SLAB PLAN - EVENT LEVEL - SECTOR A

3 MACARTHUR PLACE, SUITE 850 SANTA ANA, CA 92707
T 949.809.3380 WWW.SVA-ARCHITECTS.COM

THIS DOCUMENT CONTAINS INFORMATION PROPRIETARY TO SVA ARCHITECTS INC. AND IS FURNISHED IN CONFIDENCE FOR THE LIMITED PURPOSE OF EVALUATION, BIDDING OR REVIEW. THIS DOCUMENT OR ITS CONTENTS MAY NOT BE USED FOR ANY OTHER PURPOSE AND MAY NOT BE REPRODUCED OR DISCLOSED TO OTHERS WITHOUT THE PRIOR WRITTEN CONSENT OF SVA ARCHITECTS INC. ALL RIGHTS RESERVED, © COPYRIGHT 2015.

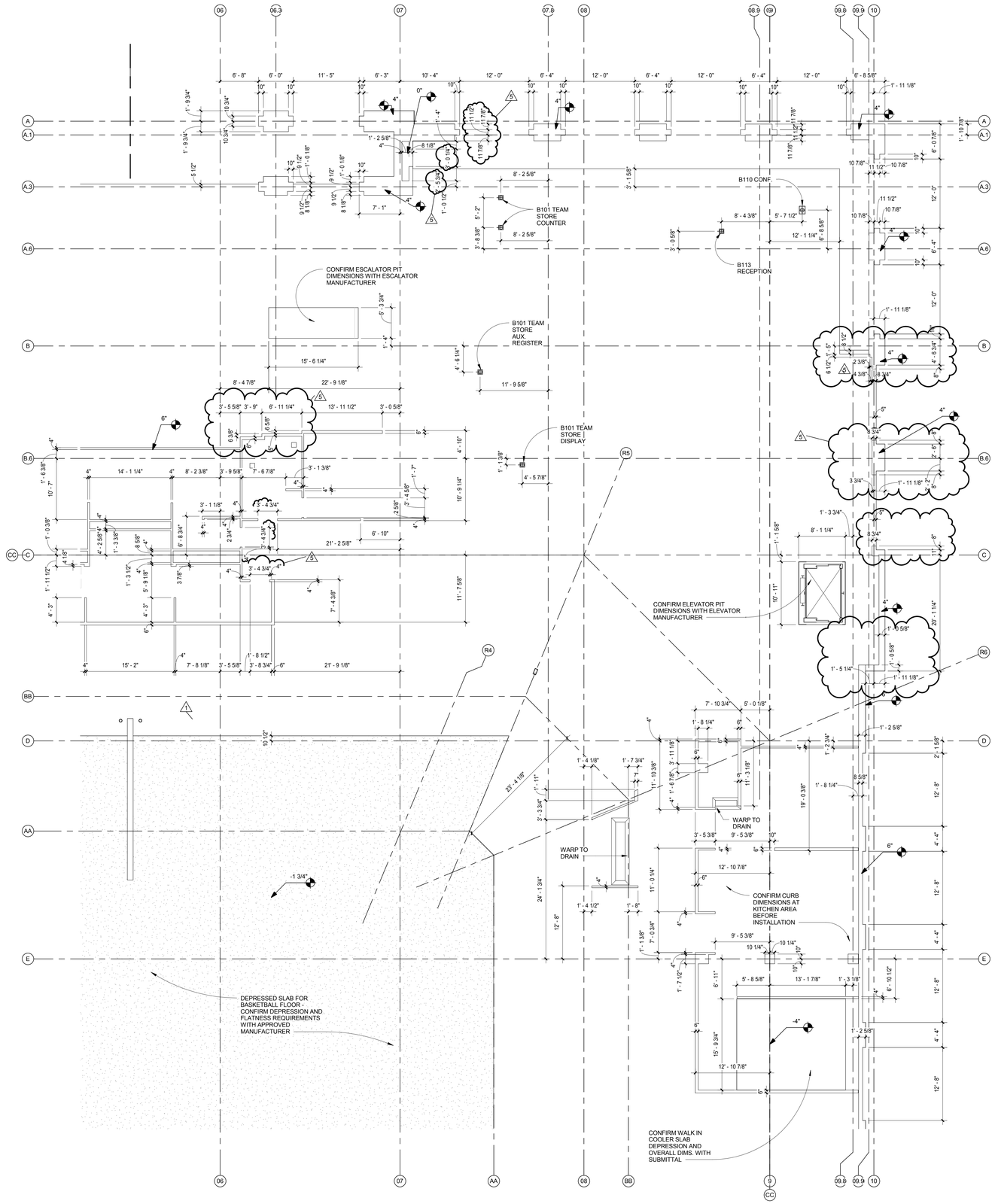

EVENT LEVEL - SLAB PLAN - SECTOR B | 1/8" = 1'-0" | 1

SLAB PLAN TYPICAL NOTES

1. SLAB OPENINGS FOR ELEVATORS AND ESCALATORS SHALL BE COORDINATED WITH MANUFACTURER'S APPROVED SHOP DRAWINGS.

2. SLAB OPENINGS FOR MECHANICAL SHAFTS SHALL BE COORDINATED WITH MECHANICAL CONTRACTOR'S LAYOUTS.

3. SLAB OPENINGS FOR STAIRS SHALL BE COORDINATED WITH STAIR CONTRACTOR'S APPROVED SHOP DRAWINGS.

4. SEATING BOWL PERIMETER SLAB EDGES SHALL BE COORDINATED WITH PRE-CAST CONTRACTOR'S APPROVED SHOP DRAWINGS.

5. DIMENSIONS TO EDGE OF SLAB/CURBS AND CURB WIDTHS AT GRADE LEVEL ARE DEPENDANT ON METAL STUD SIZES AND EIFS THICKNESS. DIMENSIONS TO BE COORDINATED WITH METAL STUD CONTRACTOR PRIOR TO FIELD LAYOUT.

6. SLAB DEPRESSION FOR WOOD SPORTS FLOOR SHALL BE COORDINATED WITH APPROVED FLOORING MANUFACTURER. SLAB FLATNESS TOLERANCE SHALL BE COORDINATED WITH APPROVED MANUFACTURER'S SPECIFICATION AND WITH RETRACTABLE SEATING COMPANY'S REQUIREMENTS.

7. MECHANICAL, ELECTRICAL, PLUMBING, ETC. HOUSEKEEPING PADS NOT SHOWN; CONFIRM SIZE AND LOCATION WITH EQUIPMENT REQUIREMENTS AS INDICATED ON MECH, ELECT., PLUMBING, ETC. DRAWINGS.

8. FLOOR DRAINS, FLOOR SINKS, TROUGH DRAINS SHALL BE COORDINATED WITH PLUMBING PLANS AND FOOD SERVICE LAYOUTS.

9. EDGE OF SLAB AT TRANSITION AT PRECAST SEATING BOWL INTERFACE SHALL BE COORDINATED WITH PRE-CAST CONTRACTOR PRIOR TO CONSTRUCTION.

10. SEALED OR STAINED/SEALED EXPOSED CONCRETE SHALL BE INSTALLED AND PROTECTED TO INSURE A HIGH QUALITY FINISH. REFER TO SPECIFICATIONS AND FINISH SCHEDULE.

11. CONTRACTOR SHALL PREPARE A SLAB CONTROL JOINT PLAN FOR REVIEW AND APPROVAL BY THE ARCHITECT BEFORE INSTALLATION.

12. REFER TO BELOW GRADE WATERPROOFING DETAILS ON SHEET A560 AND SPECIFICATIONS FOR BELOW GRADE WATERPROOFING AT PITS AND TRENCHES.

13. REFER TO SOILS REPORT AND SPECIFICATIONS FOR BELOW SLAB VAPOR BARRIER.

SLAB & DECK PLAN TYPICAL NOTES

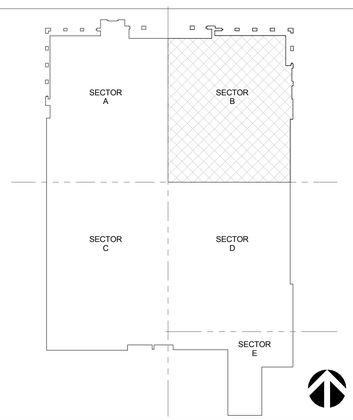

KEY PLAN SECTOR B

CALIFORNIA BAPTIST UNIVERSITY

EVENTS CENTER

8431 DIANA AVENUE, RIVERSIDE, CA

cbu

-

LICENSED ARCHITECT
ROBERT M. SIMONS
No. C-18301
Jan. 31, 2017
STATE OF CALIFORNIA

REVISIONS:

	DESCRIPTION	DATE
1	BULLETIN 1	10-29-15
5	ASI 003	3-21-16

DATE ISSUED:	01/22/2016
SVA PROJECT NO:	2014-40129
SCALE:	As indicated

SHEET NUMBER: **A121-B**

SHEET TITLE:

SLAB PLAN - EVENT LEVEL - SECTOR B

hok SVA ARCHITECTS

3 MACARTHUR PLACE, SUITE 850 SANTA ANA, CA 92707
T 949.809.3380 WWW.SVA-ARCHITECTS.COM

THIS DOCUMENT CONTAINS INFORMATION PROPRIETARY TO SVA ARCHITECTS INC. AND IS FURNISHED IN CONFIDENCE FOR THE LIMITED PURPOSE OF EVALUATION, BIDDING OR REVIEW. THIS DOCUMENT OR ITS CONTENTS MAY NOT BE USED FOR ANY OTHER PURPOSE AND MAY NOT BE REPRODUCED OR DISCLOSED TO OTHERS WITHOUT THE PRIOR WRITTEN CONSENT OF SVA ARCHITECTS INC. ALL RIGHTS RESERVED. © COPYRIGHT 2015.

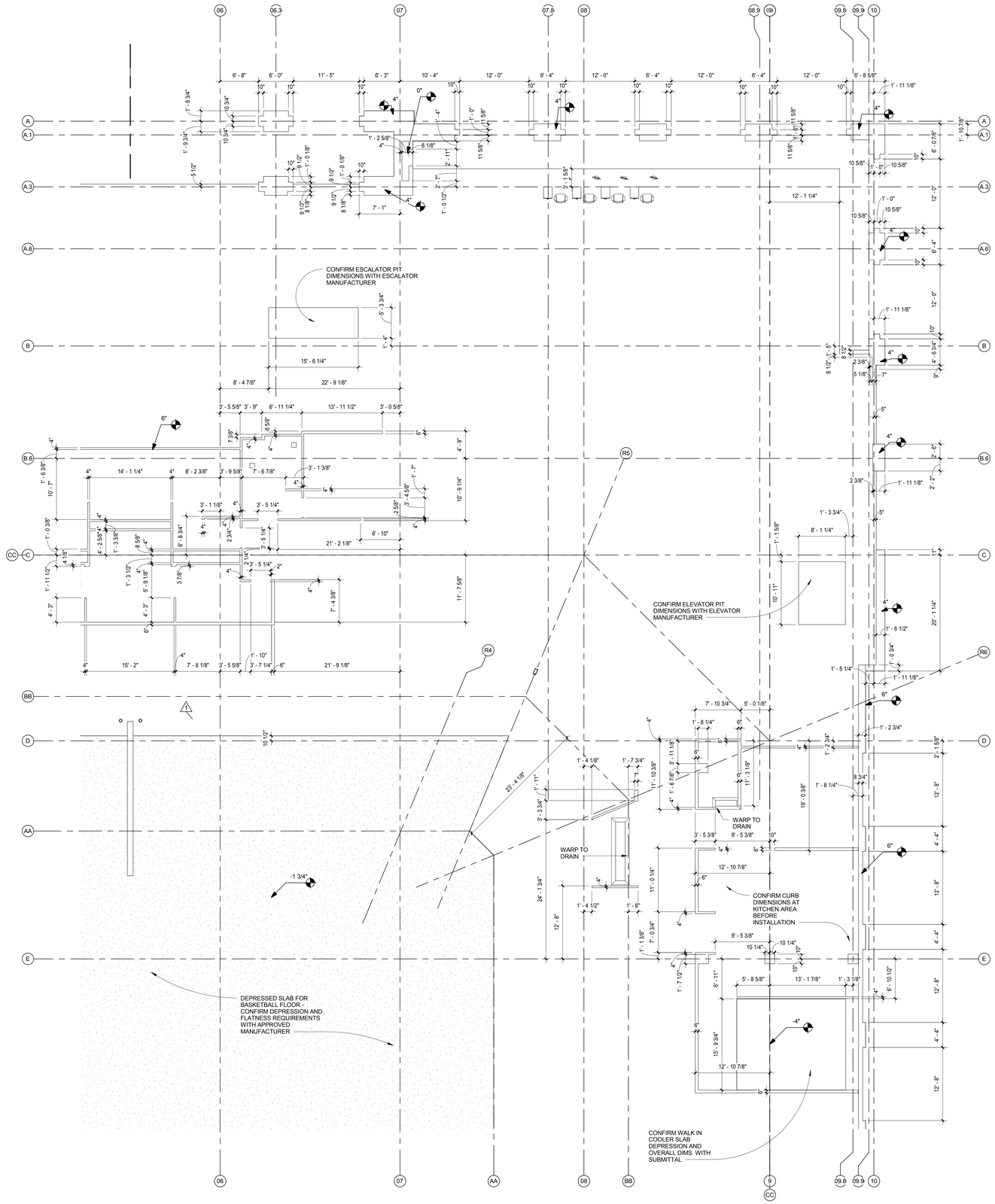

SLAB PLAN TYPICAL NOTES

1. SLAB OPENINGS FOR ELEVATORS AND ESCALATORS SHALL BE COORDINATED WITH MANUFACTURER'S APPROVED SHOP DRAWINGS.

2. SLAB OPENINGS FOR MECHANICAL SHAFTS SHALL BE COORDINATED WITH MECHANICAL CONTRACTOR'S LAYOUTS.

3. SLAB OPENINGS FOR STAIRS SHALL BE COORDINATED WITH STAIR CONTRACTOR'S APPROVED SHOP DRAWINGS.

4. SEATING BOWL PERIMETER SLAB EDGES SHALL BE COORDINATED WITH PRE-CAST CONTRACTOR'S APPROVED SHOP DRAWINGS.

5. DIMENSIONS TO EDGE OF SLAB/CURBS AND CURB WIDTHS AT GRADE LEVEL ARE DEPENDANT ON METAL STUD SIZES AND EIFS THICKNESS. DIMENSIONS TO BE COORDINATED WITH METAL STUD CONTRACTOR PRIOR TO FIELD LAYOUT.

6. SLAB DEPRESSION FOR WOOD SPORTS FLOOR SHALL BE COORDINATED WITH APPROVED FLOORING MANUFACTURER. SLAB FLATNESS TOLERANCE SHALL BE COORDINATED WITH APPROVED MANUFACTURER'S SPECIFICATION AND WITH RETRACTABLE SEATING COMPANY'S REQUIREMENTS.

7. MECHANICAL, ELECTRICAL, PLUMBING, ETC. HOUSEKEEPING PADS NOT SHOWN; CONFIRM SIZE AND LOCATION WITH EQUIPMENT REQUIREMENTS AS INDICATED ON MECH, ELECT., PLUMBING, ETC. DRAWINGS.

8. FLOOR DRAINS, FLOOR SINKS, TROUGH DRAINS SHALL BE COORDINATED WITH PLUMBING PLANS AND FOOD SERVICE LAYOUTS.

9. EDGE OF SLAB AT TRANSITION AT PRECAST SEATING BOWL INTERFACE SHALL BE COORDINATED WITH PRE-CAST CONTRACTOR PRIOR TO CONSTRUCTION.

10. SEALED OR STAINED/SEALED EXPOSED CONCRETE SHALL BE INSTALLED AND PROTECTED TO INSURE A HIGH QUALITY FINISH. REFER TO SPECIFICATIONS AND FINISH SCHEDULE.

11. CONTRACTOR SHALL PREPARE A SLAB CONTROL JOINT PLAN FOR REVIEW AND APPROVAL BY THE ARCHITECT BEFORE INSTALLATION.

12. REFER TO BELOW GRADE WATERPROOFING DETAILS ON SHEET A560 AND SPECIFICATIONS FOR BELOW GRADE WATERPROOFING AT PITS AND TRENCHES.

13. REFER TO SOILS REPORT AND SPECIFICATIONS FOR BELOW SLAB VAPOR BARRIER.

SLAB & DECK PLAN TYPICAL NOTES

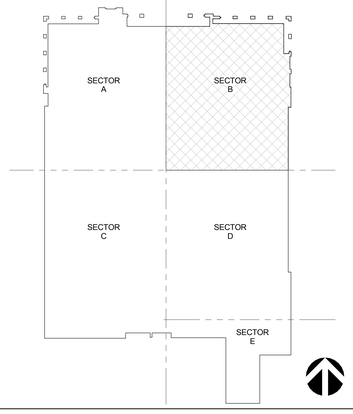

KEY PLAN SECTOR B

EVENT LEVEL - SLAB PLAN - SECTOR B | 1/8" = 1'-0" | 1

CALIFORNIA BAPTIST UNIVERSITY
EVENTS CENTER

8431 DIANA AVENUE, RIVERSIDE, CA

ISSUE FOR CONSTRUCTION 01-22-2016

REVISIONS:

	DESCRIPTION	DATE
1	BULLETIN 1	10-29-15

DATE ISSUED: 01/22/2016

SVA PROJECT NO: 2014-40129

SCALE: As indicated

SHEET NUMBER: A121-B

SHEET TITLE:

SLAB PLAN - EVENT LEVEL - SECTOR B

ARCHITECTS

3 MACARTHUR PLACE, SUITE 850 SANTA ANA, CA 92707
T 949.809.3380 WWW.SVA-ARCHITECTS.COM

THIS DOCUMENT CONTAINS INFORMATION PROPRIETARY TO SVA ARCHITECTS INC. AND IS FURNISHED IN CONFIDENCE FOR THE LIMITED PURPOSE OF EVALUATION, BIDDING OR REVIEW. THIS DOCUMENT OR ITS CONTENTS MAY NOT BE USED FOR ANY OTHER PURPOSE AND MAY NOT BE REPRODUCED OR DISCLOSED TO OTHERS WITHOUT THE PRIOR WRITTEN CONSENT OF SVA ARCHITECTS INC. ALL RIGHTS RESERVED, © COPYRIGHT 2015.



SLAB PLAN TYPICAL NOTES

1. SLAB OPENINGS FOR ELEVATORS AND ESCALATORS SHALL BE COORDINATED WITH MANUFACTURER'S APPROVED SHOP DRAWINGS.

2. SLAB OPENINGS FOR MECHANICAL SHAFTS SHALL BE COORDINATED WITH MECHANICAL CONTRACTOR'S LAYOUTS.

3. SLAB OPENINGS FOR STAIRS SHALL BE COORDINATED WITH STAIR CONTRACTOR'S APPROVED SHOP DRAWINGS.

4. SEATING BOWL PERIMETER SLAB EDGES SHALL BE COORDINATED WITH PRE-CAST CONTRACTOR'S APPROVED SHOP DRAWINGS.

5. DIMENSIONS TO EDGE OF SLAB/CURBS AND CURB WIDTHS AT GRADE LEVEL ARE DEPENDANT ON METAL STUD SIZES AND EIFS THICKNESS. DIMENSIONS TO BE COORDINATED WITH METAL STUD CONTRACTOR PRIOR TO FIELD LAYOUT.

6. SLAB DEPRESSION FOR WOOD SPORTS FLOOR SHALL BE COORDINATED WITH APPROVED FLOORING MANUFACTURER. SLAB FLATNESS TOLERANCE SHALL BE COORDINATED WITH APPROVED MANUFACTURER'S SPECIFICATION AND WITH RETRACTABLE SEATING COMPANY'S REQUIREMENTS.

7. MECHANICAL, ELECTRICAL, PLUMBING, ETC. HOUSEKEEPING PADS NOT SHOWN; CONFIRM SIZE AND LOCATION WITH EQUIPMENT REQUIREMENTS AS INDICATED ON MECH, ELECT., PLUMBING, ETC. DRAWINGS.

8. FLOOR DRAINS, FLOOR SINKS, TROUGH DRAINS SHALL BE COORDINATED WITH PLUMBING PLANS AND FOOD SERVICE LAYOUTS.

9. EDGE OF SLAB AT TRANSITION AT PRECAST SEATING BOWL INTERFACE SHALL BE COORDINATED WITH PRE-CAST CONTRACTOR PRIOR TO CONSTRUCTION.

10. SEALED OR STAINED/SEALED EXPOSED CONCRETE SHALL BE INSTALLED AND PROTECTED TO INSURE A HIGH QUALITY FINISH. REFER TO SPECIFICATIONS AND FINISH SCHEDULE.

11. CONTRACTOR SHALL PREPARE A SLAB CONTROL JOINT PLAN FOR REVIEW AND APPROVAL BY THE ARCHITECT BEFORE INSTALLATION.

12. REFER TO BELOW GRADE WATERPROOFING DETAILS ON SHEET A560 AND SPECIFICATIONS FOR BELOW GRADE WATERPROOFING AT PITS AND TRENCHES.

13. REFER TO SOILS REPORT AND SPECIFICATIONS FOR BELOW SLAB VAPOR BARRIER.

SLAB & DECK PLAN TYPICAL NOTES

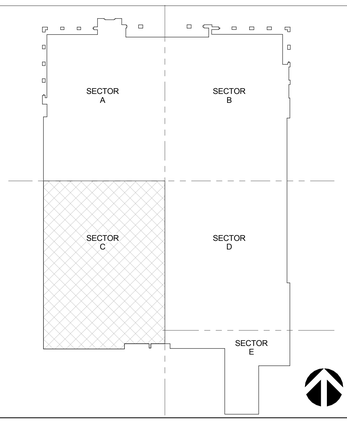

KEY PLAN SECTOR C

EVENT LEVEL - SLAB PLAN - SECTOR C

1/8" = 1'-0"

1

CALIFORNIA BAPTIST UNIVERSITY

EVENTS CENTER

8431 DIANA AVENUE, RIVERSIDE, CA

-

LICENSED ARCHITECT
ROBERT M. SIMMS
No. C-18301
Jan. 31, 2017
STATE OF CALIFORNIA

REVISIONS:

	DESCRIPTION	DATE
1	BULLETIN 1	10-29-15
3	BULLETIN 3	12-03-15
5	ASI 003	3-21-16

DATE ISSUED: 01/22/2016

SVA PROJECT NO: 2014-40129

SCALE: As indicated

SHEET NUMBER: A121-C

SHEET TITLE:

SLAB PLAN - EVENT LEVEL - SECTOR C

ARCHITECTS

3 MACARTHUR PLACE, SUITE 850 SANTA ANA, CA 92707
T 949.809.3380 WWW.SVA-ARCHITECTS.COM

THIS DOCUMENT CONTAINS INFORMATION PROPRIETARY TO SVA ARCHITECTS INC. AND IS FURNISHED IN CONFIDENCE FOR THE LIMITED PURPOSE OF EVALUATION, BIDDING OR REVIEW. THIS DOCUMENT OR ITS CONTENTS MAY NOT BE USED FOR ANY OTHER PURPOSE AND MAY NOT BE REPRODUCED OR DISCLOSED TO OTHERS WITHOUT THE PRIOR WRITTEN CONSENT OF SVA ARCHITECTS INC. ALL RIGHTS RESERVED, © COPYRIGHT 2015.

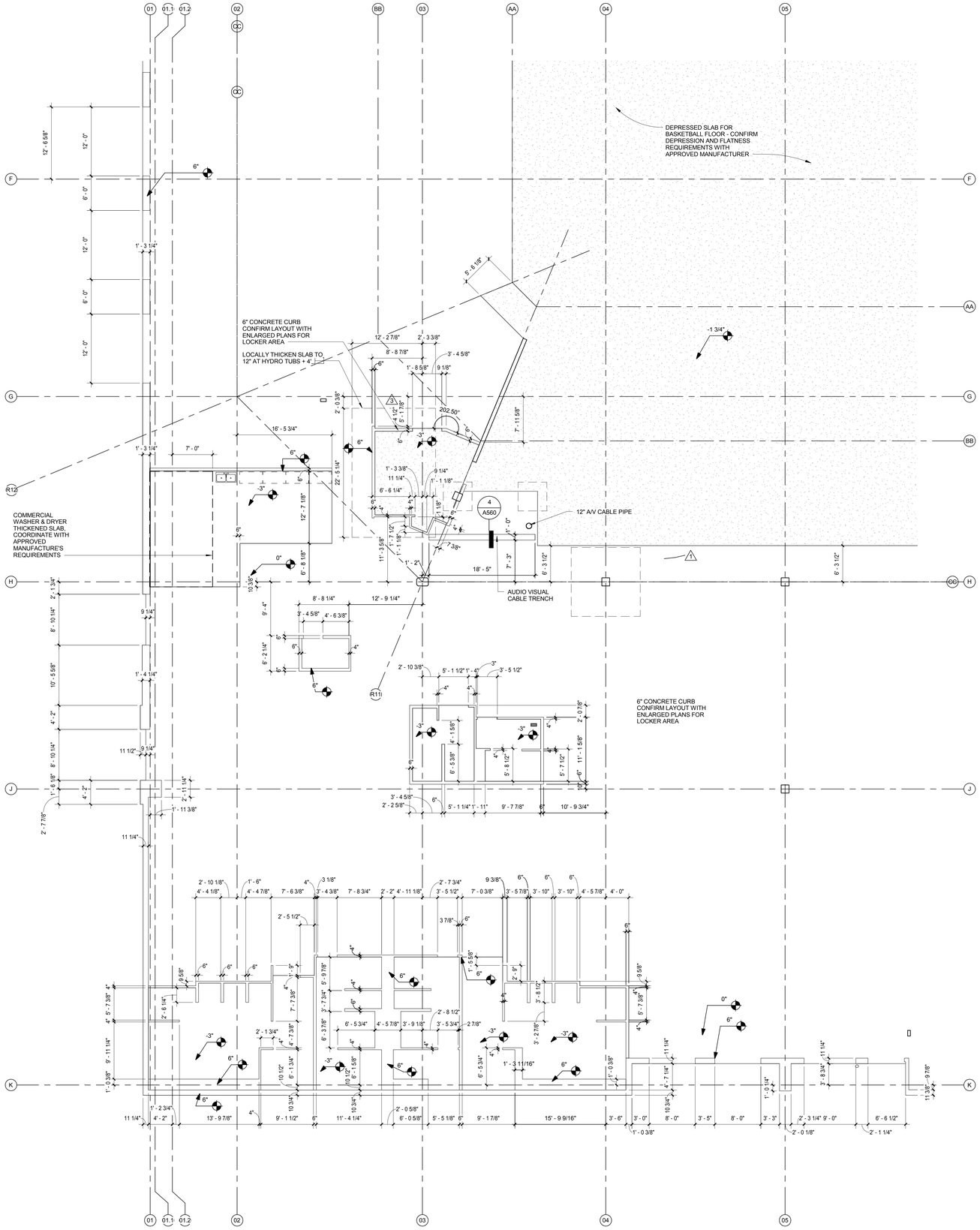

SLAB PLAN TYPICAL NOTES

1. SLAB OPENINGS FOR ELEVATORS AND ESCALATORS SHALL BE COORDINATED WITH MANUFACTURER'S APPROVED SHOP DRAWINGS.

2. SLAB OPENINGS FOR MECHANICAL SHAFTS SHALL BE COORDINATED WITH MECHANICAL CONTRACTOR'S LAYOUTS.

3. SLAB OPENINGS FOR STAIRS SHALL BE COORDINATED WITH STAIR CONTRACTOR'S APPROVED SHOP DRAWINGS.

4. SEATING BOWL PERIMETER SLAB EDGES SHALL BE COORDINATED WITH PRE-CAST CONTRACTOR'S APPROVED SHOP DRAWINGS.

5. DIMENSIONS TO EDGE OF SLAB/CURBS AND CURB WIDTHS AT GRADE LEVEL ARE DEPENDANT ON METAL STUD SIZES AND EIFS THICKNESS. DIMENSIONS TO BE COORDINATED WITH METAL STUD CONTRACTOR PRIOR TO FIELD LAYOUT.

6. SLAB DEPRESSION FOR WOOD SPORTS FLOOR SHALL BE COORDINATED WITH APPROVED FLOORING MANUFACTURER. SLAB FLATNESS TOLERANCE SHALL BE COORDINATED WITH APPROVED MANUFACTURER'S SPECIFICATION AND WITH RETRACTABLE SEATING COMPANY'S REQUIREMENTS.

7. MECHANICAL, ELECTRICAL, PLUMBING, ETC. HOUSEKEEPING PADS NOT SHOWN; CONFIRM SIZE AND LOCATION WITH EQUIPMENT REQUIREMENTS AS INDICATED ON MECH, ELECT., PLUMBING, ETC. DRAWINGS.

8. FLOOR DRAINS, FLOOR SINKS, TROUGH DRAINS SHALL BE COORDINATED WITH PLUMBING PLANS AND FOOD SERVICE LAYOUTS.

9. EDGE OF SLAB AT TRANSITION AT PRECAST SEATING BOWL INTERFACE SHALL BE COORDINATED WITH PRE-CAST CONTRACTOR PRIOR TO CONSTRUCTION.

10. SEALED OR STAINED/SEALED EXPOSED CONCRETE SHALL BE INSTALLED AND PROTECTED TO INSURE A HIGH QUALITY FINISH. REFER TO SPECIFICATIONS AND FINISH SCHEDULE.

11. CONTRACTOR SHALL PREPARE A SLAB CONTROL JOINT PLAN FOR REVIEW AND APPROVAL BY THE ARCHITECT BEFORE INSTALLATION.

12. REFER TO BELOW GRADE WATERPROOFING DETAILS ON SHEET A560 AND SPECIFICATIONS FOR BELOW GRADE WATERPROOFING AT PITS AND TRENCHES.

13. REFER TO SOILS REPORT AND SPECIFICATIONS FOR BELOW SLAB VAPOR BARRIER.

SLAB & DECK PLAN TYPICAL NOTES

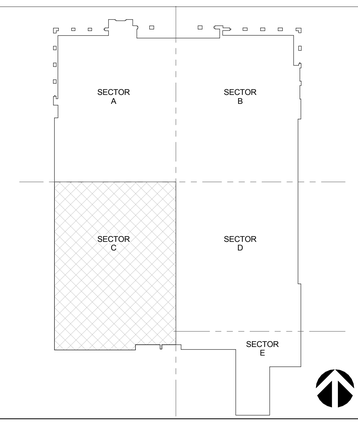

KEY PLAN SECTOR C

EVENT LEVEL - SLAB PLAN - SECTOR C | 1/8" = 1'-0" | 1

CALIFORNIA BAPTIST UNIVERSITY
EVENTS CENTER
8431 DIANA AVENUE, RIVERSIDE, CA

ISSUE FOR CONSTRUCTION 01-22-2016

REVISIONS:

	DESCRIPTION	DATE
1	BULLETIN 1	10-29-15
3	BULLETIN 3	12-03-15

DATE ISSUED: 01/22/2016
SVA PROJECT NO: 2014-40129
SCALE: As indicated

SHEET NUMBER: A121-C
SHEET TITLE:

SLAB PLAN - EVENT LEVEL - SECTOR C

3 MACARTHUR PLACE, SUITE 850 SANTA ANA, CA 92707
T 949.809.3380 WWW.SVA-ARCHITECTS.COM

THIS DOCUMENT CONTAINS INFORMATION PROPRIETARY TO SVA ARCHITECTS INC., AND IS FURNISHED IN CONFIDENCE FOR THE LIMITED PURPOSE OF EVALUATION, BIDDING OR REVIEW. THIS DOCUMENT OR ITS CONTENTS MAY NOT BE USED FOR ANY OTHER PURPOSE AND MAY NOT BE REPRODUCED OR DISCLOSED TO OTHERS WITHOUT THE PRIOR WRITTEN CONSENT OF SVA ARCHITECTS INC. ALL RIGHTS RESERVED. © COPYRIGHT 2015.

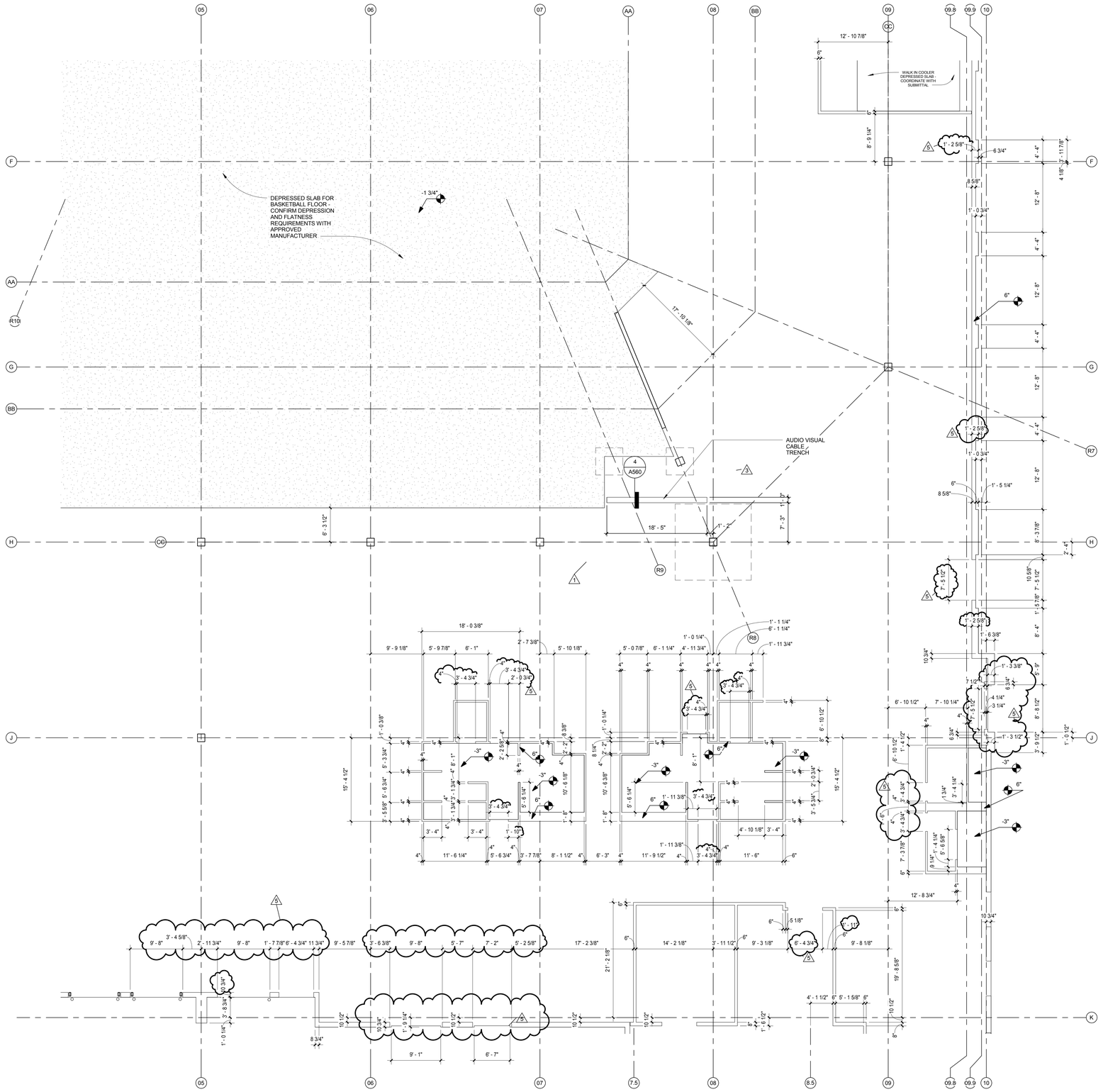

SLAB PLAN TYPICAL NOTES

1. SLAB OPENINGS FOR ELEVATORS AND ESCALATORS SHALL BE COORDINATED WITH MANUFACTURER'S APPROVED SHOP DRAWINGS.

2. SLAB OPENINGS FOR MECHANICAL SHAFTS SHALL BE COORDINATED WITH MECHANICAL CONTRACTOR'S LAYOUTS.

3. SLAB OPENINGS FOR STAIRS SHALL BE COORDINATED WITH STAIR CONTRACTOR'S APPROVED SHOP DRAWINGS.

4. SEATING BOWL PERIMETER SLAB EDGES SHALL BE COORDINATED WITH PRE-CAST CONTRACTOR'S APPROVED SHOP DRAWINGS.

5. DIMENSIONS TO EDGE OF SLAB/CURBS AND CURB WIDTHS AT GRADE LEVEL ARE DEPENDANT ON METAL STUD SIZES AND EIFS THICKNESS. DIMENSIONS TO BE COORDINATED WITH METAL STUD CONTRACTOR PRIOR TO FIELD LAYOUT.

6. SLAB DEPRESSION FOR WOOD SPORTS FLOOR SHALL BE COORDINATED WITH APPROVED FLOORING MANUFACTURER. SLAB FLATNESS TOLERANCE SHALL BE COORDINATED WITH APPROVED MANUFACTURER'S SPECIFICATION AND WITH RETRACTABLE SEATING COMPANY'S REQUIREMENTS.

7. MECHANICAL, ELECTRICAL, PLUMBING, ETC. HOUSEKEEPING PADS NOT SHOWN; CONFIRM SIZE AND LOCATION WITH EQUIPMENT REQUIREMENTS AS INDICATED ON MECH, ELECT., PLUMBING, ETC. DRAWINGS.

8. FLOOR DRAINS, FLOOR SINKS, TROUGH DRAINS SHALL BE COORDINATED WITH PLUMBING PLANS AND FOOD SERVICE LAYOUTS.

9. EDGE OF SLAB AT TRANSITION AT PRECAST SEATING BOWL INTERFACE SHALL BE COORDINATED WITH PRE-CAST CONTRACTOR PRIOR TO CONSTRUCTION.

10. SEALED OR STAINED/SEALED EXPOSED CONCRETE SHALL BE INSTALLED AND PROTECTED TO INSURE A HIGH QUALITY FINISH. REFER TO SPECIFICATIONS AND FINISH SCHEDULE.

11. CONTRACTOR SHALL PREPARE A SLAB CONTROL JOINT PLAN FOR REVIEW AND APPROVAL BY THE ARCHITECT BEFORE INSTALLATION.

12. REFER TO BELOW GRADE WATERPROOFING DETAILS ON SHEET A560 AND SPECIFICATIONS FOR BELOW GRADE WATERPROOFING AT PITS AND TRENCHES.

13. REFER TO SOILS REPORT AND SPECIFICATIONS FOR BELOW SLAB VAPOR BARRIER.

SLAB & DECK PLAN TYPICAL NOTES

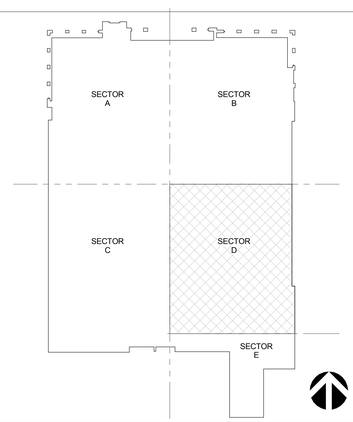

KEY PLAN SECTOR D

EVENT LEVEL - SLAB PLAN - SECTOR D | 1/8" = 1'-0" | 1

CALIFORNIA BAPTIST UNIVERSITY

EVENTS CENTER

8431 DIANA AVENUE, RIVERSIDE, CA

cbu

-

LICENSED ARCHITECT
ROBERT M. SIMONS
No. C-18301
Jan. 31, 2017
STATE OF CALIFORNIA

REVISIONS:

	DESCRIPTION	DATE
1	BULLETIN 1	10-29-15
2	BULLETIN 3	12-03-15
5	ASI 003	3-21-16

DATE ISSUED: 01/22/2016

SVA PROJECT NO: 2014-40129

SCALE: As indicated

SHEET NUMBER: A121-D

SHEET TITLE:

SLAB PLAN - EVENT LEVEL - SECTOR D

3 MACARTHUR PLACE, SUITE 850 SANTA ANA, CA 92707
T 949.809.3380 WWW.SVA-ARCHITECTS.COM

THIS DOCUMENT CONTAINS INFORMATION PROPRIETARY TO SVA ARCHITECTS INC. AND IS FURNISHED IN CONFIDENCE FOR THE LIMITED PURPOSE OF EVALUATION, BIDDING OR REVIEW. THIS DOCUMENT OR ITS CONTENTS MAY NOT BE USED FOR ANY OTHER PURPOSE AND MAY NOT BE REPRODUCED OR DISCLOSED TO OTHERS WITHOUT THE PRIOR WRITTEN CONSENT OF SVA ARCHITECTS INC. ALL RIGHTS RESERVED. © COPYRIGHT 2015.

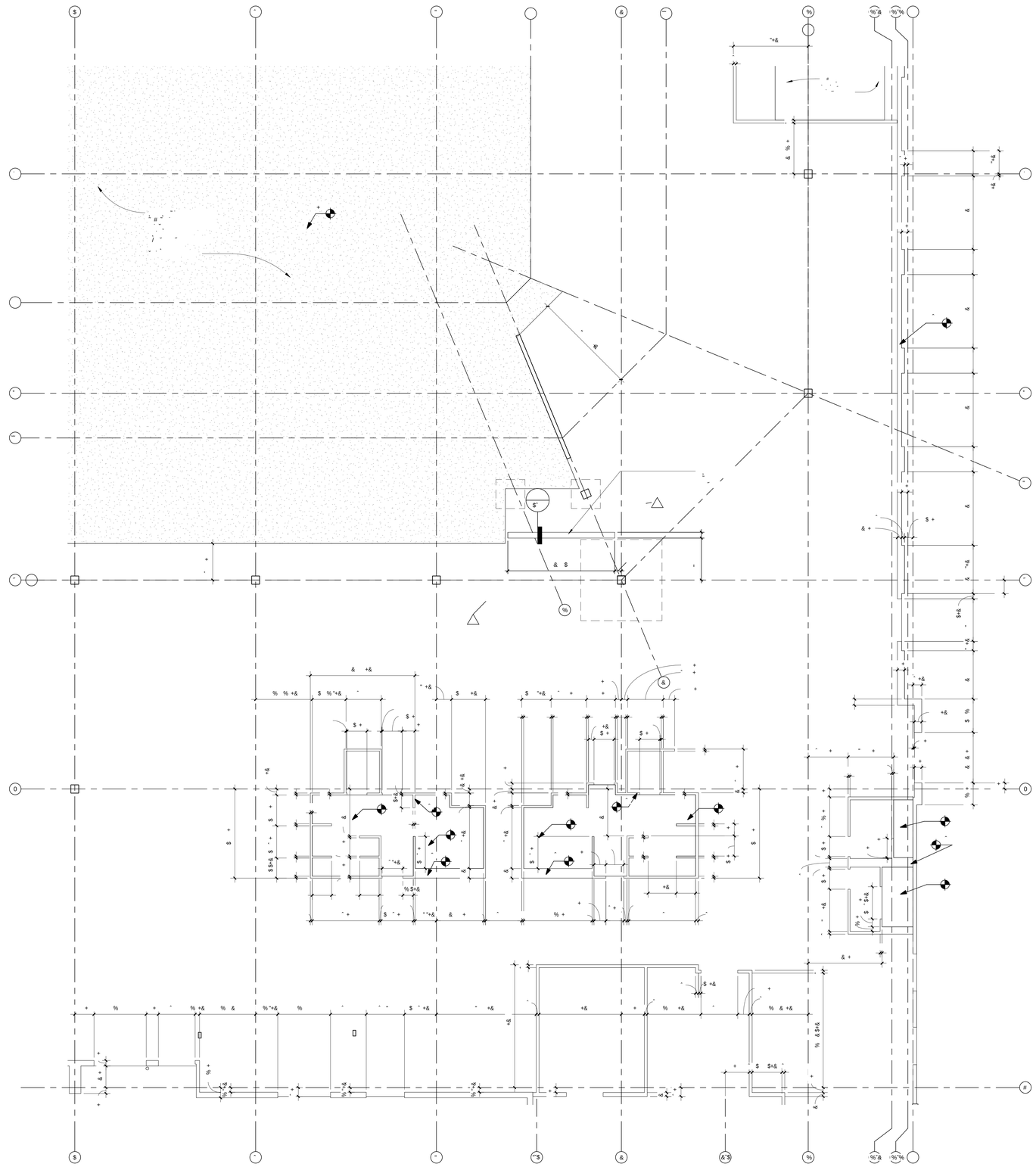

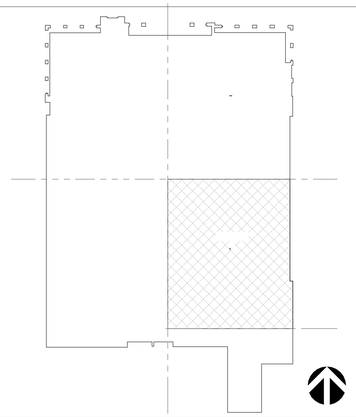

2 345367895

ARCHITECTS

SLAB PLAN TYPICAL NOTES

1. SLAB OPENINGS FOR ELEVATORS AND ESCALATORS SHALL BE COORDINATED WITH MANUFACTURER'S APPROVED SHOP DRAWINGS.

2. SLAB OPENINGS FOR MECHANICAL SHAFTS SHALL BE COORDINATED WITH MECHANICAL CONTRACTOR'S LAYOUTS.

3. SLAB OPENINGS FOR STAIRS SHALL BE COORDINATED WITH STAIR CONTRACTOR'S APPROVED SHOP DRAWINGS.

4. SEATING BOWL PERIMETER SLAB EDGES SHALL BE COORDINATED WITH PRE-CAST CONTRACTOR'S APPROVED SHOP DRAWINGS.

5. DIMENSIONS TO EDGE OF SLAB/CURBS AND CURB WIDTHS AT GRADE LEVEL ARE DEPENDANT ON METAL STUD SIZES AND EIFS THICKNESS. DIMENSIONS TO BE COORDINATED WITH METAL STUD CONTRACTOR PRIOR TO FIELD LAYOUT.

6. SLAB DEPRESSION FOR WOOD SPORTS FLOOR SHALL BE COORDINATED WITH APPROVED FLOORING MANUFACTURER. SLAB FLATNESS TOLERANCE SHALL BE COORDINATED WITH APPROVED MANUFACTURER'S SPECIFICATION AND WITH RETRACTABLE SEATING COMPANY'S REQUIREMENTS.

7. MECHANICAL, ELECTRICAL, PLUMBING, ETC. HOUSEKEEPING PADS NOT SHOWN; CONFIRM SIZE AND LOCATION WITH EQUIPMENT REQUIREMENTS AS INDICATED ON MECH, ELECT., PLUMBING, ETC. DRAWINGS.

8. FLOOR DRAINS, FLOOR SINKS, TROUGH DRAINS SHALL BE COORDINATED WITH PLUMBING PLANS AND FOOD SERVICE LAYOUTS.

9. EDGE OF SLAB AT TRANSITION AT PRECAST SEATING BOWL INTERFACE SHALL BE COORDINATED WITH PRE-CAST CONTRACTOR PRIOR TO CONSTRUCTION.

10. SEALED OR STAINED/SEALED EXPOSED CONCRETE SHALL BE INSTALLED AND PROTECTED TO INSURE A HIGH QUALITY FINISH. REFER TO SPECIFICATIONS AND FINISH SCHEDULE.

11. CONTRACTOR SHALL PREPARE A SLAB CONTROL JOINT PLAN FOR REVIEW AND APPROVAL BY THE ARCHITECT BEFORE INSTALLATION.

12. REFER TO BELOW GRADE WATERPROOFING DETAILS ON SHEET A560 AND SPECIFICATIONS FOR BELOW GRADE WATERPROOFING AT PITS AND TRENCHES.

13. REFER TO SOILS REPORT AND SPECIFICATIONS FOR BELOW SLAB VAPOR BARRIER.

SLAB & DECK PLAN TYPICAL NOTES

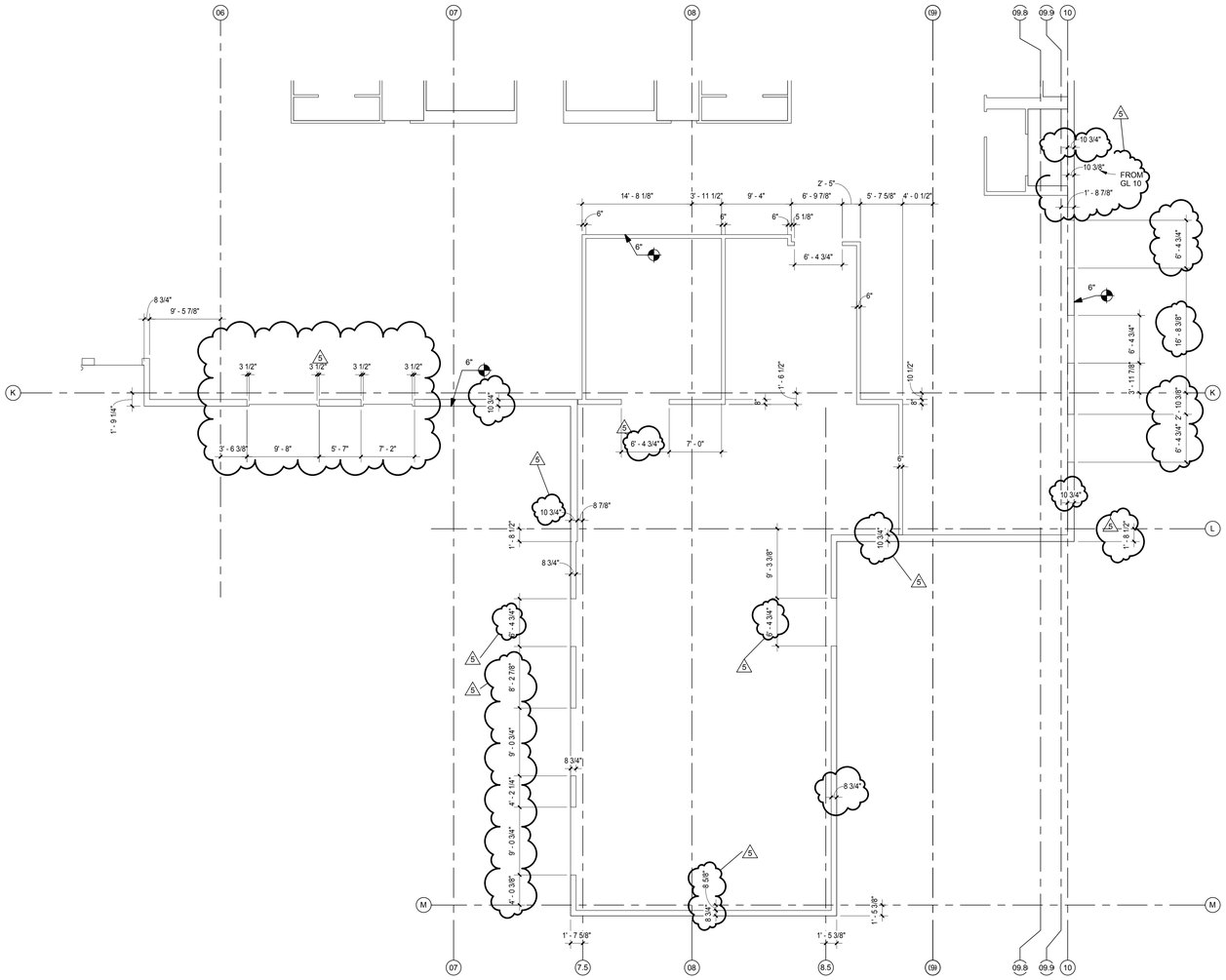

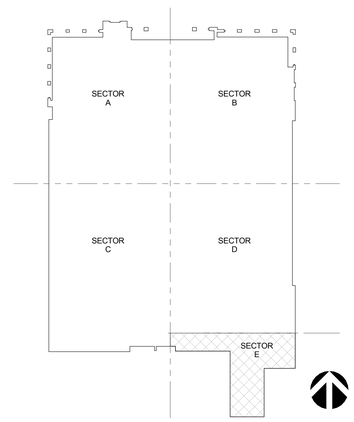

EVENT LEVEL - SLAB PLAN - SECTOR E | 1/8" = 1'-0" | 1

KEY PLAN SECTOR E

CALIFORNIA BAPTIST UNIVERSITY

EVENTS CENTER

8431 DIANA AVENUE, RIVERSIDE, CA

cbu

-

LICENSED ARCHITECT
ROBERT M. SIMMONS
No. C-18301
Jan. 31, 2017
STATE OF CALIFORNIA

REVISIONS:

		DESCRIPTION	DATE
5		ASI 003	3-21-16

DATE ISSUED: 01/22/2016

SVA PROJECT NO: 2014-40129

SCALE: As indicated

SHEET NUMBER: A121-E

SHEET TITLE:

SLAB PLAN - EVENT LEVEL - SECTOR E

3 MACARTHUR PLACE, SUITE 850 SANTA ANA, CA 92707
T 949.809.3380 WWW.SVA-ARCHITECTS.COM

THIS DOCUMENT CONTAINS INFORMATION PROPRIETARY TO SVA ARCHITECTS INC., AND IS FURNISHED IN CONFIDENCE FOR THE LIMITED PURPOSE OF EVALUATION, BIDDING OR REVIEW. THIS DOCUMENT OR ITS CONTENTS MAY NOT BE REPRODUCED, DISTRIBUTED, PUBLISHED, DISPLAYED, REPRODUCED OR DISCLOSED TO OTHERS WITHOUT THE PRIOR WRITTEN CONSENT OF SVA ARCHITECTS INC. ALL RIGHTS RESERVED, © COPYRIGHT 2015.

SLAB PLAN TYPICAL NOTES

1. SLAB OPENINGS FOR ELEVATORS AND ESCALATORS SHALL BE COORDINATED WITH MANUFACTURER'S APPROVED SHOP DRAWINGS.

2. SLAB OPENINGS FOR MECHANICAL SHAFTS SHALL BE COORDINATED WITH MECHANICAL CONTRACTOR'S LAYOUTS.

3. SLAB OPENINGS FOR STAIRS SHALL BE COORDINATED WITH STAIR CONTRACTOR'S APPROVED SHOP DRAWINGS.

4. SEATING BOWL PERIMETER SLAB EDGES SHALL BE COORDINATED WITH PRE-CAST CONTRACTOR'S APPROVED SHOP DRAWINGS.

5. DIMENSIONS TO EDGE OF SLAB/CURBS AND CURB WIDTHS AT GRADE LEVEL ARE DEPENDANT ON METAL STUD SIZES AND EIFS THICKNESS. DIMENSIONS TO BE COORDINATED WITH METAL STUD CONTRACTOR PRIOR TO FIELD LAYOUT.

6. SLAB DEPRESSION FOR WOOD SPORTS FLOOR SHALL BE COORDINATED WITH APPROVED FLOORING MANUFACTURER. SLAB FLATNESS TOLERANCE SHALL BE COORDINATED WITH APPROVED MANUFACTURER'S SPECIFICATION AND WITH RETRACTABLE SEATING COMPANY'S REQUIREMENTS.

7. MECHANICAL, ELECTRICAL, PLUMBING, ETC. HOUSEKEEPING PADS NOT SHOWN; CONFIRM SIZE AND LOCATION WITH EQUIPMENT REQUIREMENTS AS INDICATED ON MECH, ELECT., PLUMBING, ETC. DRAWINGS.

8. FLOOR DRAINS, FLOOR SINKS, TROUGH DRAINS SHALL BE COORDINATED WITH PLUMBING PLANS AND FOOD SERVICE LAYOUTS.

9. EDGE OF SLAB AT TRANSITION AT PRECAST SEATING BOWL INTERFACE SHALL BE COORDINATED WITH PRE-CAST CONTRACTOR PRIOR TO CONSTRUCTION.

10. SEALED OR STAINED/SEALED EXPOSED CONCRETE SHALL BE INSTALLED AND PROTECTED TO INSURE A HIGH QUALITY FINISH. REFER TO SPECIFICATIONS AND FINISH SCHEDULE.

11. CONTRACTOR SHALL PREPARE A SLAB CONTROL JOINT PLAN FOR REVIEW AND APPROVAL BY THE ARCHITECT BEFORE INSTALLATION.

12. REFER TO BELOW GRADE WATERPROOFING DETAILS ON SHEET A560 AND SPECIFICATIONS FOR BELOW GRADE WATERPROOFING AT PITS AND TRENCHES.

13. REFER TO SOILS REPORT AND SPECIFICATIONS FOR BELOW SLAB VAPOR BARRIER.

SLAB & DECK PLAN TYPICAL NOTES

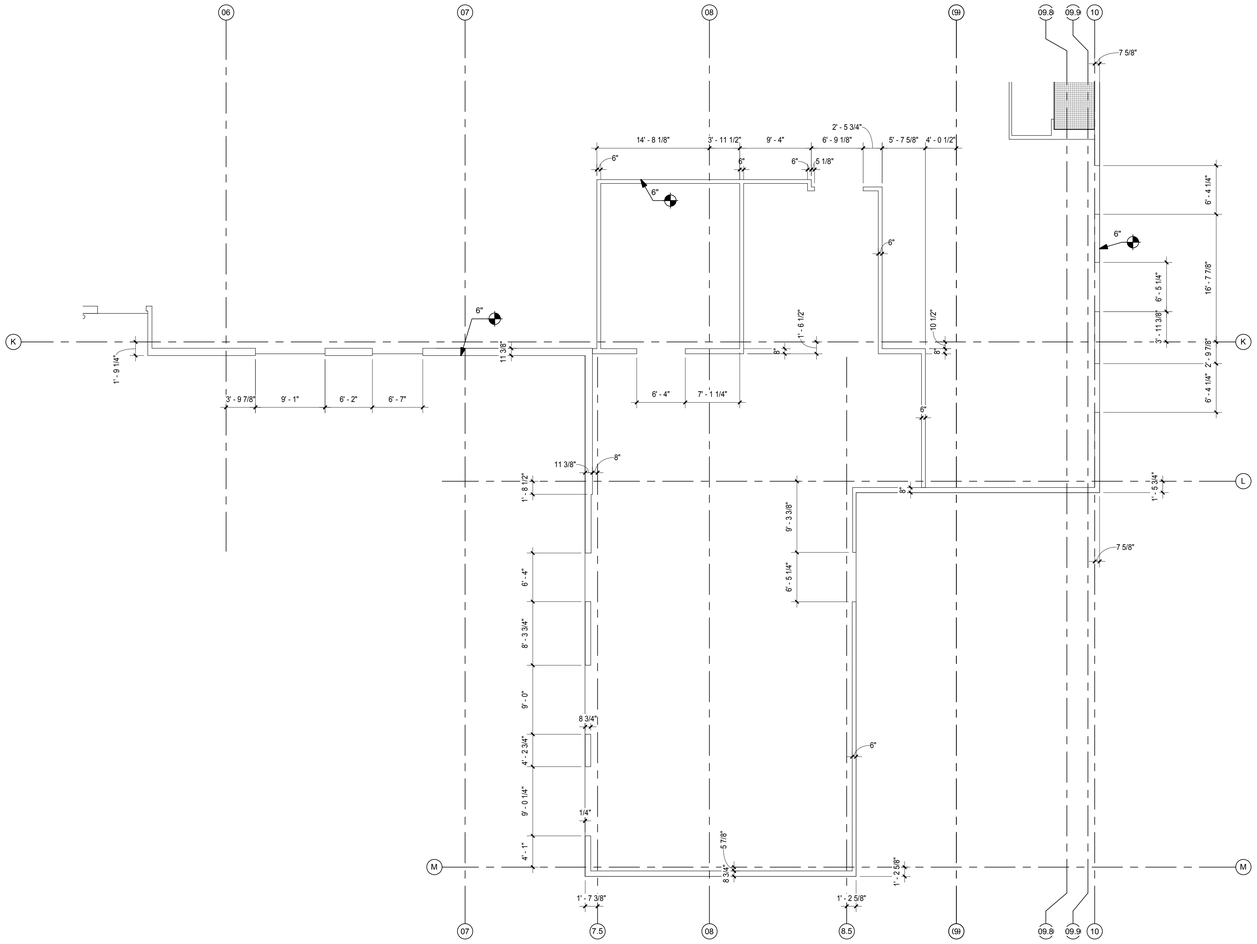

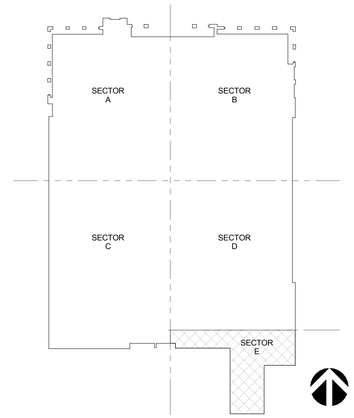

KEY PLAN SECTOR E

EVENT LEVEL - SLAB PLAN - SECTOR E

1/8" = 1'-0"

1

CALIFORNIA BAPTIST UNIVERSITY

EVENTS CENTER

8431 DIANA AVENUE, RIVERSIDE, CA

ISSUE FOR CONSTRUCTION 01-22-2016

REVISIONS:

	DESCRIPTION	DATE

DATE ISSUED: 01/22/2016

SVA PROJECT NO: 2014-40129

SCALE: As indicated

SHEET NUMBER: A121-E

SHEET TITLE:

SLAB PLAN - EVENT LEVEL - SECTOR E

ARCHITECTS

3 MACARTHUR PLACE, SUITE 850 SANTA ANA, CA 92707

T 949.809.3380 WWW.SVA-ARCHITECTS.COM

THIS DOCUMENT CONTAINS INFORMATION PROPRIETARY TO SVA ARCHITECTS INC., AND IS FURNISHED IN CONFIDENCE FOR THE LIMITED PURPOSE OF EVALUATION, BIDDING OR REVIEW. THIS DOCUMENT OR ITS CONTENTS MAY NOT BE USED FOR ANY OTHER PURPOSE AND MAY NOT BE REPRODUCED OR DISCLOSED TO OTHERS WITHOUT THE PRIOR WRITTEN CONSENT OF SVA ARCHITECTS INC. ALL RIGHTS RESERVED, © COPYRIGHT 2015.

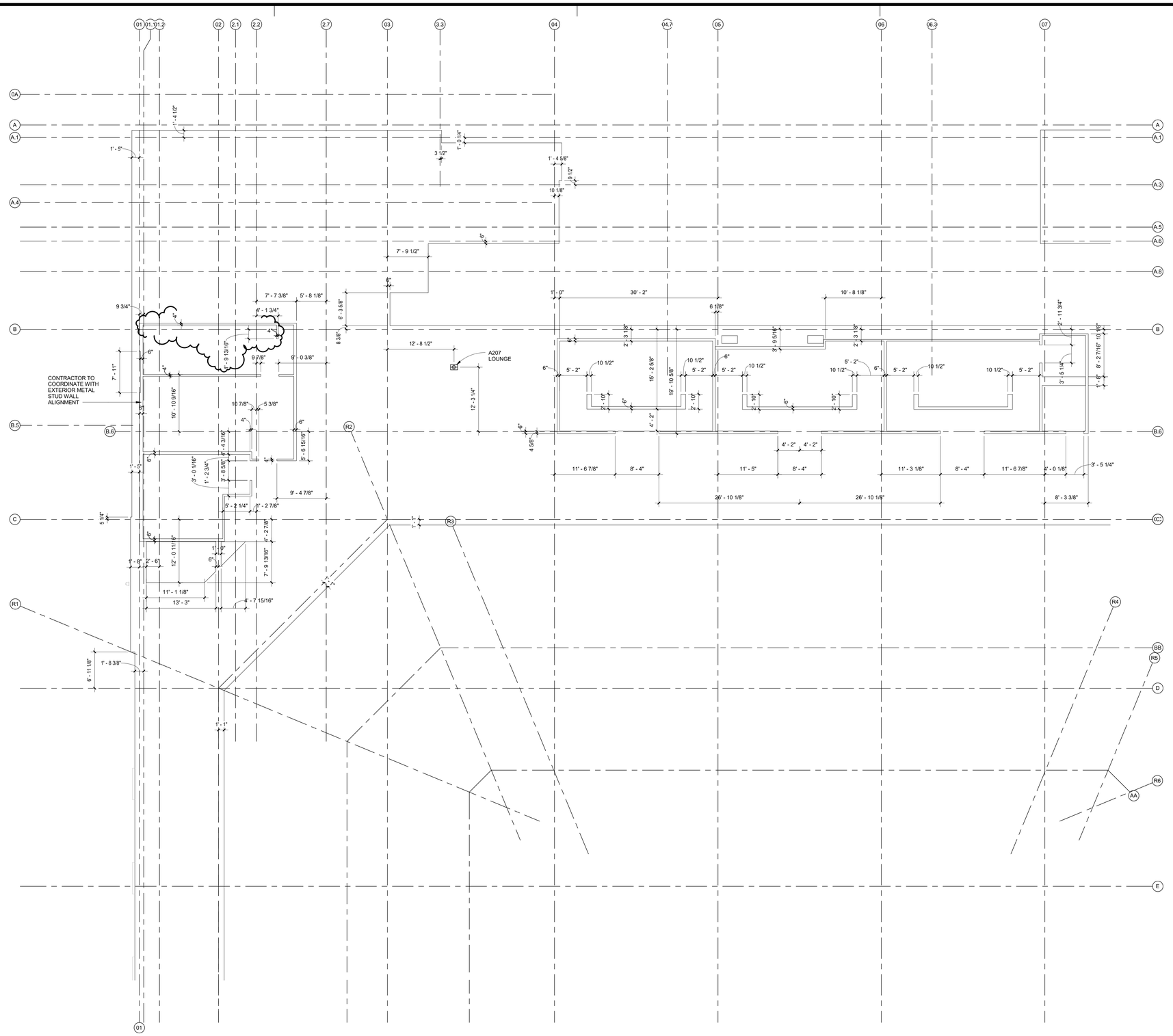

SLAB PLAN TYPICAL NOTES

1. SLAB OPENINGS FOR ELEVATORS AND ESCALATORS SHALL BE COORDINATED WITH MANUFACTURER'S APPROVED SHOP DRAWINGS.

2. SLAB OPENINGS FOR MECHANICAL SHAFTS SHALL BE COORDINATED WITH MECHANICAL CONTRACTOR'S LAYOUTS.

3. SLAB OPENINGS FOR STAIRS SHALL BE COORDINATED WITH STAIR CONTRACTOR'S APPROVED SHOP DRAWINGS.

4. SEATING BOWL PERIMETER SLAB EDGES SHALL BE COORDINATED WITH PRE-CAST CONTRACTOR'S APPROVED SHOP DRAWINGS.

5. DIMENSIONS TO EDGE OF SLAB/CURBS AND CURB WIDTHS AT GRADE LEVEL ARE DEPENDANT ON METAL STUD SIZES AND EIFS THICKNESS. DIMENSIONS TO BE COORDINATED WITH METAL STUD CONTRACTOR PRIOR TO FIELD LAYOUT.

6. SLAB DEPRESSION FOR WOOD SPORTS FLOOR SHALL BE COORDINATED WITH APPROVED FLOORING MANUFACTURER. SLAB FLATNESS TOLERANCE SHALL BE COORDINATED WITH APPROVED MANUFACTURER'S SPECIFICATION AND WITH RETRACTABLE SEATING COMPANY'S REQUIREMENTS.

7. MECHANICAL, ELECTRICAL, PLUMBING, ETC. HOUSEKEEPING PADS NOT SHOWN; CONFIRM SIZE AND LOCATION WITH EQUIPMENT REQUIREMENTS AS INDICATED ON MECH, ELECT., PLUMBING, ETC. DRAWINGS.

8. FLOOR DRAINS, FLOOR SINKS, TROUGH DRAINS SHALL BE COORDINATED WITH PLUMBING PLANS AND FOOD SERVICE LAYOUTS.

9. EDGE OF SLAB AT TRANSITION AT PRECAST SEATING BOWL INTERFACE SHALL BE COORDINATED WITH PRE-CAST CONTRACTOR PRIOR TO CONSTRUCTION.

10. SEALED OR STAINED/SEALED EXPOSED CONCRETE SHALL BE INSTALLED AND PROTECTED TO INSURE A HIGH QUALITY FINISH. REFER TO SPECIFICATIONS AND FINISH SCHEDULE.

11. CONTRACTOR SHALL PREPARE A SLAB CONTROL JOINT PLAN FOR REVIEW AND APPROVAL BY THE ARCHITECT BEFORE INSTALLATION.

12. REFER TO BELOW GRADE WATERPROOFING DETAILS ON SHEET A560 AND SPECIFICATIONS FOR BELOW GRADE WATERPROOFING AT PITS AND TRENCHES.

13. REFER TO SOILS REPORT AND SPECIFICATIONS FOR BELOW SLAB VAPOR BARRIER.

SLAB & DECK PLAN TYPICAL NOTES

CONCOURSE LEVEL - SLAB PLAN - SECTOR A | 1/8" = 1'-0" | 1

KEY PLAN SECTOR A

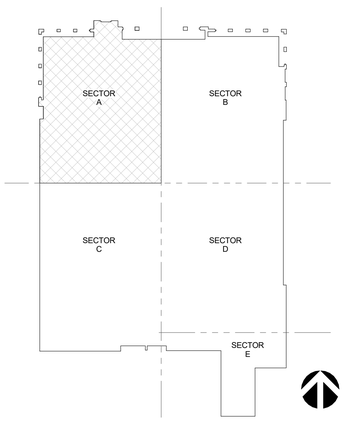

CALIFORNIA BAPTIST UNIVERSITY

EVENTS CENTER

8431 DIANA AVENUE, RIVERSIDE, CA

CCD #09
8-2-16

LICENSED ARCHITECT
ROBERT M. SIMONS
No. C-18301
Jan. 31, 2017
STATE OF CALIFORNIA

REVISIONS:

	DESCRIPTION	DATE
4	IDC 1	2-3-16
17	CCD #09	8-2-16

DATE ISSUED: 01/22/2016

SVA PROJECT NO: 2014-40129

SCALE: As indicated

SHEET NUMBER: A122-A

SHEET TITLE:

SLAB PLAN - CONCOURSE LEVEL - SECTOR A

ARCHITECTS
3 MACARTHUR PLACE, SUITE 850 SANTA ANA, CA 92707
T 949.809.3380 WWW.SVA-ARCHITECTS.COM

THIS DOCUMENT CONTAINS INFORMATION PROPRIETARY TO SVA ARCHITECTS INC. AND IS FURNISHED IN CONFIDENCE FOR THE LIMITED PURPOSE OF EVALUATION, BIDDING OR REVIEW. THIS DOCUMENT OR ITS CONTENTS MAY NOT BE USED FOR ANY OTHER PURPOSE AND MAY NOT BE REPRODUCED OR DISCLOSED TO OTHERS WITHOUT THE PRIOR WRITTEN CONSENT OF SVA ARCHITECTS INC. ALL RIGHTS RESERVED. © COPYRIGHT 2015.

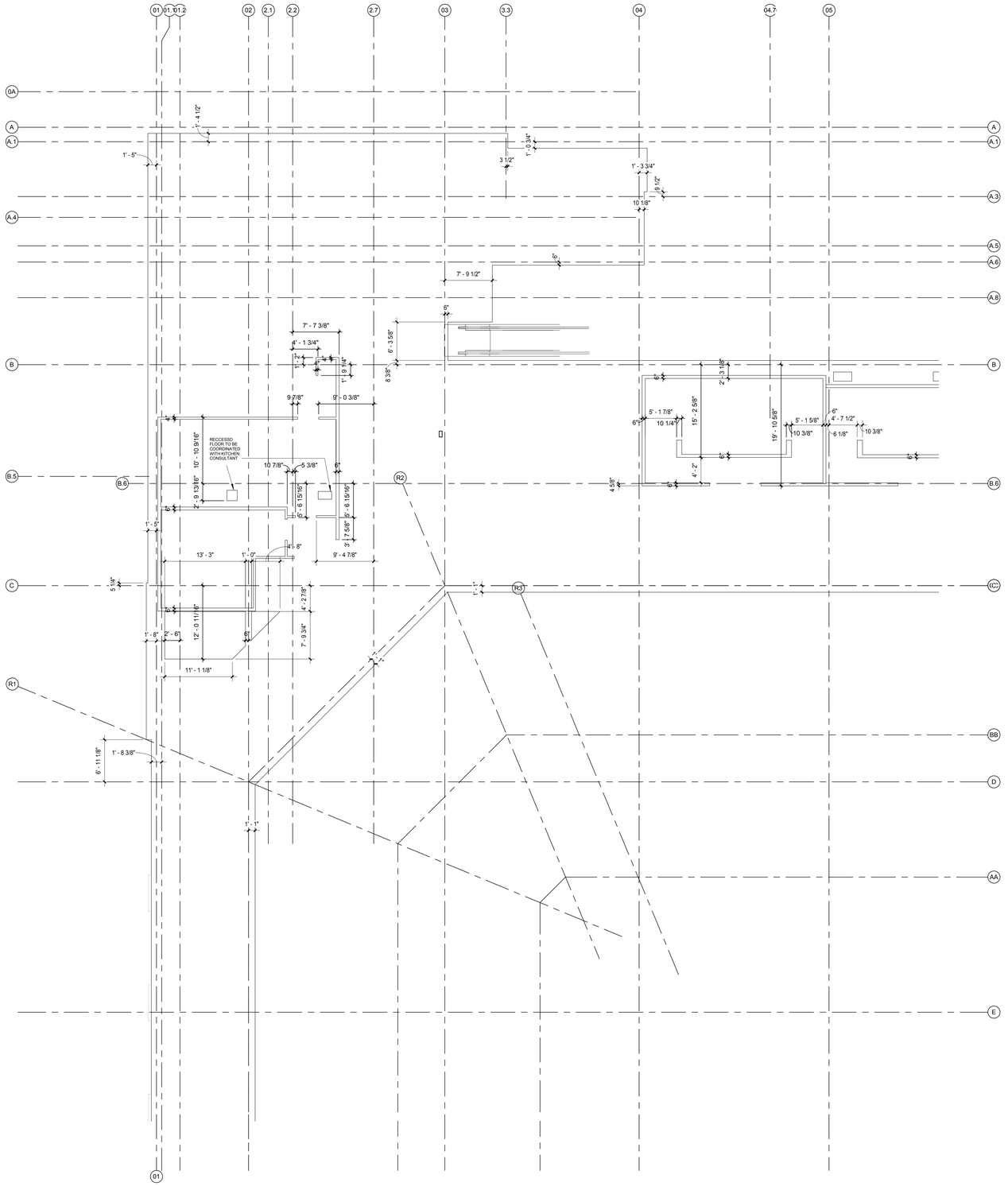

SLAB PLAN TYPICAL NOTES

1. SLAB OPENINGS FOR ELEVATORS AND ESCALATORS SHALL BE COORDINATED WITH MANUFACTURER'S APPROVED SHOP DRAWINGS.

2. SLAB OPENINGS FOR MECHANICAL SHAFTS SHALL BE COORDINATED WITH MECHANICAL CONTRACTOR'S LAYOUTS.

3. SLAB OPENINGS FOR STAIRS SHALL BE COORDINATED WITH STAIR CONTRACTOR'S APPROVED SHOP DRAWINGS.

4. SEATING BOWL PERIMETER SLAB EDGES SHALL BE COORDINATED WITH PRE-CAST CONTRACTOR'S APPROVED SHOP DRAWINGS.

5. DIMENSIONS TO EDGE OF SLAB/CURBS AND CURB WIDTHS AT GRADE LEVEL ARE DEPENDANT ON METAL STUD SIZES AND EIFS THICKNESS. DIMENSIONS TO BE COORDINATED WITH METAL STUD CONTRACTOR PRIOR TO FIELD LAYOUT.

6. SLAB DEPRESSION FOR WOOD SPORTS FLOOR SHALL BE COORDINATED WITH APPROVED FLOORING MANUFACTURER. SLAB FLATNESS TOLERANCE SHALL BE COORDINATED WITH APPROVED MANUFACTURER'S SPECIFICATION AND WITH RETRACTABLE SEATING COMPANY'S REQUIREMENTS.

7. MECHANICAL, ELECTRICAL, PLUMBING, ETC. HOUSEKEEPING PADS NOT SHOWN; CONFIRM SIZE AND LOCATION WITH EQUIPMENT REQUIREMENTS AS INDICATED ON MECH, ELECT., PLUMBING, ETC. DRAWINGS.

8. FLOOR DRAINS, FLOOR SINKS, TROUGH DRAINS SHALL BE COORDINATED WITH PLUMBING PLANS AND FOOD SERVICE LAYOUTS.

9. EDGE OF SLAB AT TRANSITION AT PRECAST SEATING BOWL INTERFACE SHALL BE COORDINATED WITH PRE-CAST CONTRACTOR PRIOR TO CONSTRUCTION.

10. SEALED OR STAINED/SEALED EXPOSED CONCRETE SHALL BE INSTALLED AND PROTECTED TO INSURE A HIGH QUALITY FINISH. REFER TO SPECIFICATIONS AND FINISH SCHEDULE.

11. CONTRACTOR SHALL PREPARE A SLAB CONTROL JOINT PLAN FOR REVIEW AND APPROVAL BY THE ARCHITECT BEFORE INSTALLATION.

12. REFER TO BELOW GRADE WATERPROOFING DETAILS ON SHEET A560 AND SPECIFICATIONS FOR BELOW GRADE WATERPROOFING AT PITS AND TRENCHES.

13. REFER TO SOILS REPORT AND SPECIFICATIONS FOR BELOW SLAB VAPOR BARRIER.

SLAB & DECK PLAN TYPICAL NOTES

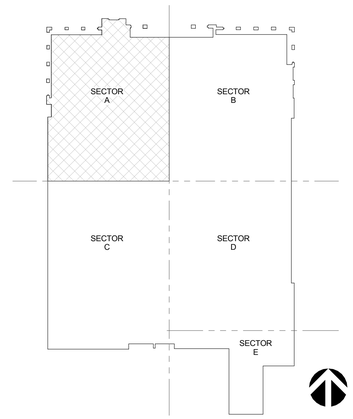

KEY PLAN SECTOR A

CONCOURSE LEVEL - SLAB PLAN - SECTOR A | 1/8" = 1'-0" | 1

CALIFORNIA BAPTIST UNIVERSITY
EVENTS CENTER
8431 DIANA AVENUE, RIVERSIDE, CA

ISSUE FOR CONSTRUCTION 01-22-2016

REVISIONS:

	DESCRIPTION	DATE

DATE ISSUED: 01/22/2016

SVA PROJECT NO: 2014-40129

SCALE: As indicated

SHEET NUMBER: A122-A

SHEET TITLE:

SLAB PLAN - CONCOURSE LEVEL - SECTOR A

3 MACARTHUR PLACE, SUITE 850 SANTA ANA, CA 92707
T 949.809.3380 WWW.SVA-ARCHITECTS.COM

THIS DOCUMENT CONTAINS INFORMATION PROPRIETARY TO SVA ARCHITECTS INC. AND IS FURNISHED IN CONFIDENCE FOR THE LIMITED PURPOSE OF EVALUATION, BIDDING OR REVIEW. THIS DOCUMENT OR ITS CONTENTS MAY NOT BE USED FOR ANY OTHER PURPOSE AND MAY NOT BE REPRODUCED OR DISCLOSED TO OTHERS WITHOUT THE PRIOR WRITTEN CONSENT OF SVA ARCHITECTS INC. ALL RIGHTS RESERVED. © COPYRIGHT 2015.

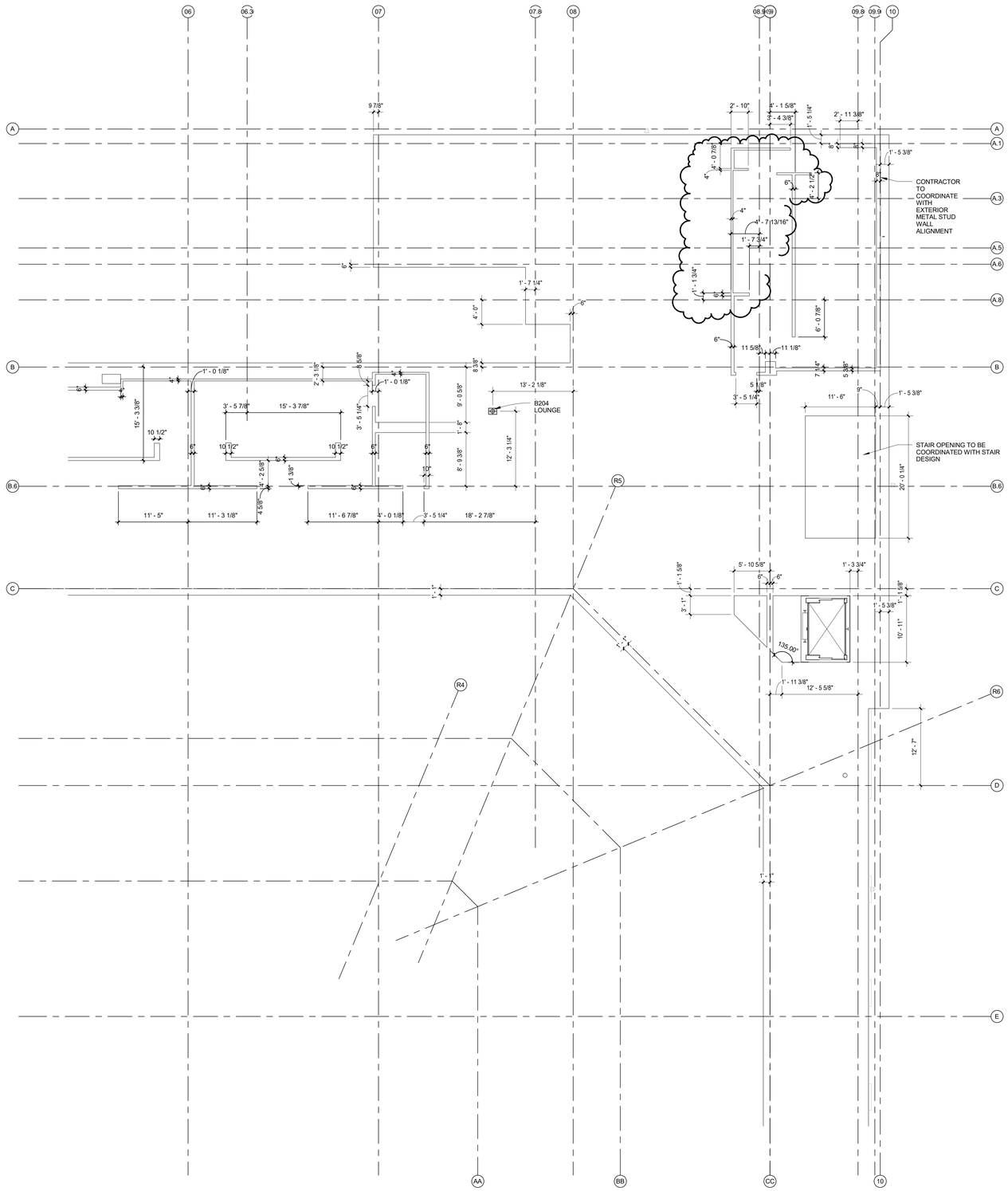

SLAB PLAN TYPICAL NOTES

1. SLAB OPENINGS FOR ELEVATORS AND ESCALATORS SHALL BE COORDINATED WITH MANUFACTURER'S APPROVED SHOP DRAWINGS.

2. SLAB OPENINGS FOR MECHANICAL SHAFTS SHALL BE COORDINATED WITH MECHANICAL CONTRACTOR'S LAYOUTS.

3. SLAB OPENINGS FOR STAIRS SHALL BE COORDINATED WITH STAIR CONTRACTOR'S APPROVED SHOP DRAWINGS.

4. SEATING BOWL PERIMETER SLAB EDGES SHALL BE COORDINATED WITH PRE-CAST CONTRACTOR'S APPROVED SHOP DRAWINGS.

5. DIMENSIONS TO EDGE OF SLAB/CURBS AND CURB WIDTHS AT GRADE LEVEL ARE DEPENDANT ON METAL STUD SIZES AND EIFS THICKNESS. DIMENSIONS TO BE COORDINATED WITH METAL STUD CONTRACTOR PRIOR TO FIELD LAYOUT.

6. SLAB DEPRESSION FOR WOOD SPORTS FLOOR SHALL BE COORDINATED WITH APPROVED FLOORING MANUFACTURER. SLAB FLATNESS TOLERANCE SHALL BE COORDINATED WITH APPROVED MANUFACTURER'S SPECIFICATION AND WITH RETRACTABLE SEATING COMPANY'S REQUIREMENTS.

7. MECHANICAL, ELECTRICAL, PLUMBING, ETC. HOUSEKEEPING PADS NOT SHOWN; CONFIRM SIZE AND LOCATION WITH EQUIPMENT REQUIREMENTS AS INDICATED ON MECH, ELECT., PLUMBING, ETC. DRAWINGS.

8. FLOOR DRAINS, FLOOR SINKS, TROUGH DRAINS SHALL BE COORDINATED WITH PLUMBING PLANS AND FOOD SERVICE LAYOUTS.

9. EDGE OF SLAB AT TRANSITION AT PRECAST SEATING BOWL INTERFACE SHALL BE COORDINATED WITH PRE-CAST CONTRACTOR PRIOR TO CONSTRUCTION.

10. SEALED OR STAINED/SEALED EXPOSED CONCRETE SHALL BE INSTALLED AND PROTECTED TO INSURE A HIGH QUALITY FINISH. REFER TO SPECIFICATIONS AND FINISH SCHEDULE.

11. CONTRACTOR SHALL PREPARE A SLAB CONTROL JOINT PLAN FOR REVIEW AND APPROVAL BY THE ARCHITECT BEFORE INSTALLATION.

12. REFER TO BELOW GRADE WATERPROOFING DETAILS ON SHEET A560 AND SPECIFICATIONS FOR BELOW GRADE WATERPROOFING AT PITS AND TRENCHES.

13. REFER TO SOILS REPORT AND SPECIFICATIONS FOR BELOW SLAB VAPOR BARRIER.

SLAB & DECK PLAN TYPICAL NOTES

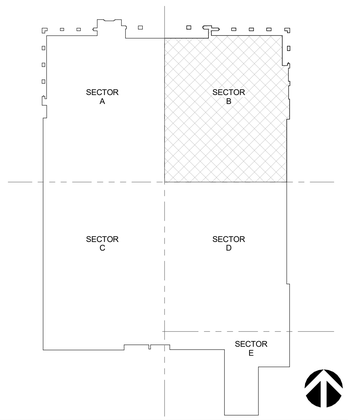

KEY PLAN SECTOR B

CONCOURSE LEVEL - SLAB PLAN - SECTOR B | 1/8" = 1'-0" | 1

CALIFORNIA BAPTIST UNIVERSITY
EVENTS CENTER
8431 DIANA AVENUE, RIVERSIDE, CA

CCD #09
8-2-16

LICENSED ARCHITECT
ROBERT M. SIMONS
No. C-18301
Jan. 31, 2017
STATE OF CALIFORNIA

REVISIONS:

	DESCRIPTION	DATE
4	IDC 1	2-3-16
17	CCD #09	8-2-16

DATE ISSUED: 01/22/2016
SVA PROJECT NO: 2014-40129
SCALE: As indicated

SHEET NUMBER: A122-B

SHEET TITLE:

SLAB PLAN - CONCOURSE LEVEL - SECTOR B

3 MACARTHUR PLACE, SUITE 850 SANTA ANA, CA 92707
T 949.809.3380 WWW.SVA-ARCHITECTS.COM

THIS DOCUMENT CONTAINS INFORMATION PROPRIETARY TO SVA ARCHITECTS INC. AND IS FURNISHED IN CONFIDENCE FOR THE LIMITED PURPOSE OF EVALUATION, BIDDING OR REVIEW. THIS DOCUMENT OR ITS CONTENTS MAY NOT BE USED FOR ANY PURPOSE WHATSOEVER, NOR MAY IT BE REPRODUCED OR DISCLOSED TO OTHERS WITHOUT THE PRIOR WRITTEN CONSENT OF SVA ARCHITECTS INC. ALL RIGHTS RESERVED, © COPYRIGHT 2015.

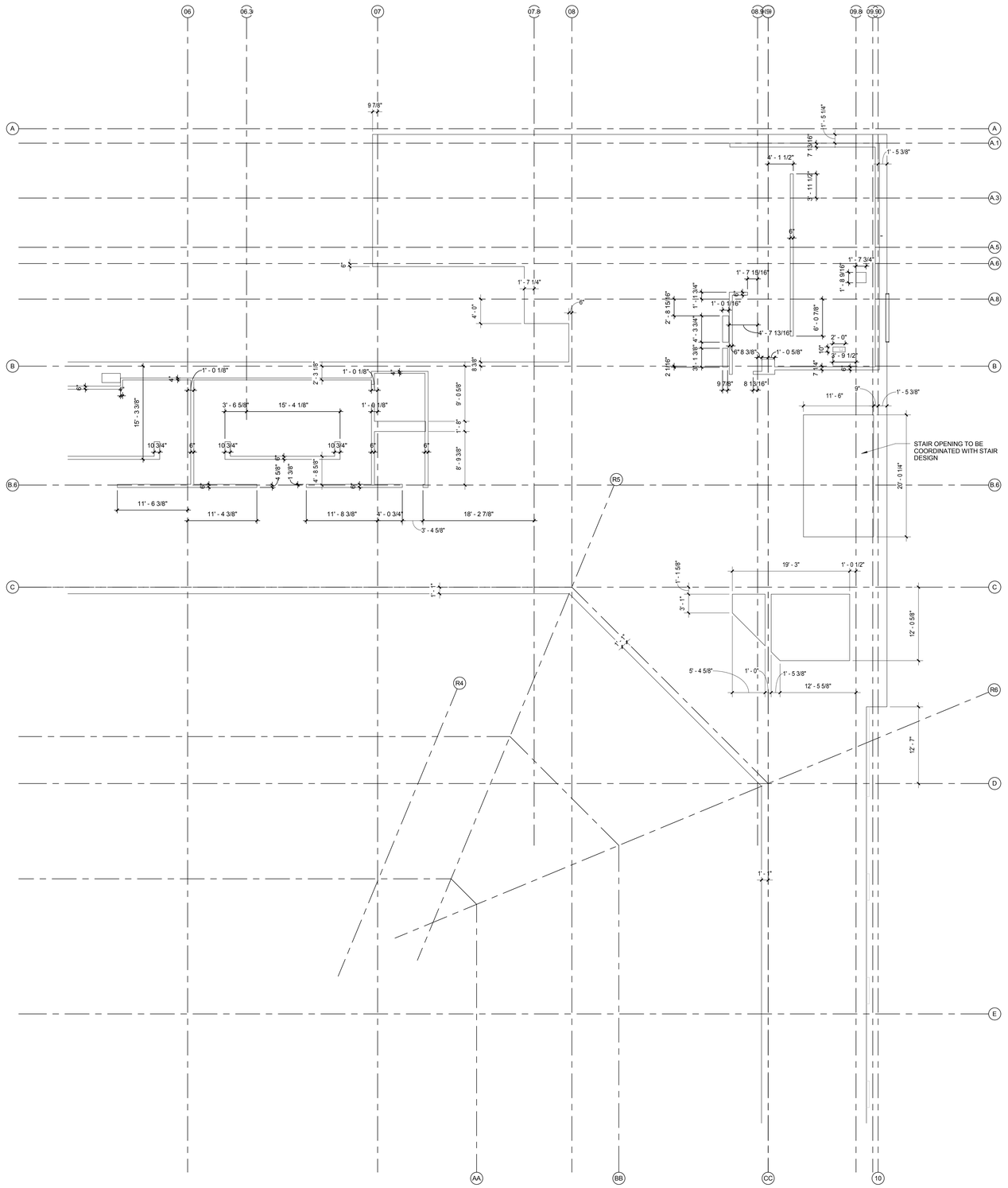

SLAB PLAN TYPICAL NOTES

1. SLAB OPENINGS FOR ELEVATORS AND ESCALATORS SHALL BE COORDINATED WITH MANUFACTURER'S APPROVED SHOP DRAWINGS.

2. SLAB OPENINGS FOR MECHANICAL SHAFTS SHALL BE COORDINATED WITH MECHANICAL CONTRACTOR'S LAYOUTS.

3. SLAB OPENINGS FOR STAIRS SHALL BE COORDINATED WITH STAIR CONTRACTOR'S APPROVED SHOP DRAWINGS.

4. SEATING BOWL PERIMETER SLAB EDGES SHALL BE COORDINATED WITH PRE-CAST CONTRACTOR'S APPROVED SHOP DRAWINGS.

5. DIMENSIONS TO EDGE OF SLAB/CURBS AND CURB WIDTHS AT GRADE LEVEL ARE DEPENDANT ON METAL STUD SIZES AND EIFS THICKNESS. DIMENSIONS TO BE COORDINATED WITH METAL STUD CONTRACTOR PRIOR TO FIELD LAYOUT.

6. SLAB DEPRESSION FOR WOOD SPORTS FLOOR SHALL BE COORDINATED WITH APPROVED FLOORING MANUFACTURER. SLAB FLATNESS TOLERANCE SHALL BE COORDINATED WITH APPROVED MANUFACTURER'S SPECIFICATION AND WITH RETRACTABLE SEATING COMPANY'S REQUIREMENTS.

7. MECHANICAL, ELECTRICAL, PLUMBING, ETC. HOUSEKEEPING PADS NOT SHOWN; CONFIRM SIZE AND LOCATION WITH EQUIPMENT REQUIREMENTS AS INDICATED ON MECH, ELECT., PLUMBING, ETC. DRAWINGS.

8. FLOOR DRAINS, FLOOR SINKS, TROUGH DRAINS SHALL BE COORDINATED WITH PLUMBING PLANS AND FOOD SERVICE LAYOUTS.

9. EDGE OF SLAB AT TRANSITION AT PRECAST SEATING BOWL INTERFACE SHALL BE COORDINATED WITH PRE-CAST CONTRACTOR PRIOR TO CONSTRUCTION.

10. SEALED OR STAINED/SEALED EXPOSED CONCRETE SHALL BE INSTALLED AND PROTECTED TO INSURE A HIGH QUALITY FINISH. REFER TO SPECIFICATIONS AND FINISH SCHEDULE.

11. CONTRACTOR SHALL PREPARE A SLAB CONTROL JOINT PLAN FOR REVIEW AND APPROVAL BY THE ARCHITECT BEFORE INSTALLATION.

12. REFER TO BELOW GRADE WATERPROOFING DETAILS ON SHEET A560 AND SPECIFICATIONS FOR BELOW GRADE WATERPROOFING AT PITS AND TRENCHES.

13. REFER TO SOILS REPORT AND SPECIFICATIONS FOR BELOW SLAB VAPOR BARRIER.

SLAB & DECK PLAN TYPICAL NOTES

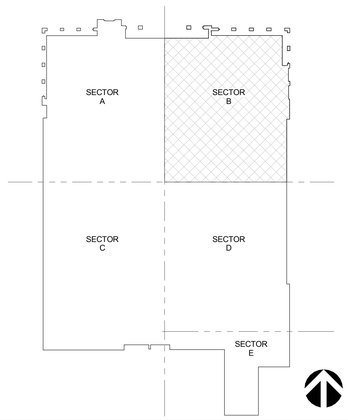

KEY PLAN SECTOR B

CONCOURSE LEVEL - SLAB PLAN - SECTOR B | 1/8" = 1'-0" | 1

CALIFORNIA BAPTIST UNIVERSITY
EVENTS CENTER
8431 DIANA AVENUE, RIVERSIDE, CA

ISSUE FOR CONSTRUCTION 01-22-2016

REVISIONS:

	DESCRIPTION	DATE
1		
2		
3		
4		
5		
6		
7		
8		
9		
10		
11		
12		

DATE ISSUED: 01/22/2016

SVA PROJECT NO: 2014-40129

SCALE: As indicated

SHEET NUMBER: A122-B

SHEET TITLE:

SLAB PLAN - CONCOURSE LEVEL - SECTOR B

3 MACARTHUR PLACE, SUITE 850 SANTA ANA, CA 92707
T 949.809.3380 WWW.SVA-ARCHITECTS.COM

THIS DOCUMENT CONTAINS INFORMATION PROPRIETARY TO SVA ARCHITECTS INC. AND IS FURNISHED IN CONFIDENCE FOR THE LIMITED PURPOSE OF EVALUATION, BIDDING OR REVIEW. THIS DOCUMENT OR ITS CONTENTS MAY NOT BE REPRODUCED, DISTRIBUTED, PUBLISHED, DISPLAYED, MODIFIED OR DISCLOSED TO OTHERS WITHOUT THE PRIOR WRITTEN CONSENT OF SVA ARCHITECTS INC. ALL RIGHTS RESERVED, © COPYRIGHT 2015.

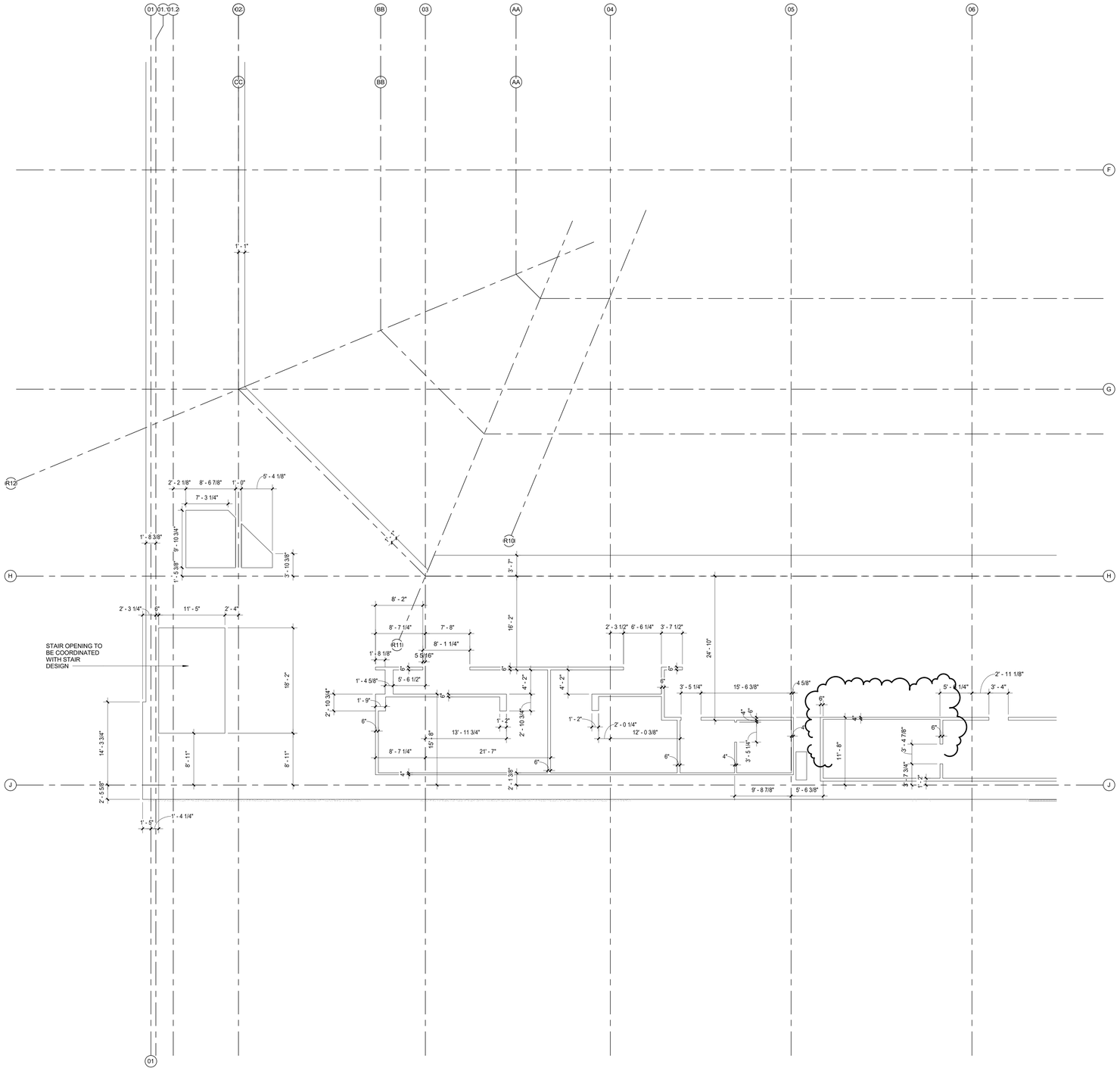

SLAB PLAN TYPICAL NOTES

1. SLAB OPENINGS FOR ELEVATORS AND ESCALATORS SHALL BE COORDINATED WITH MANUFACTURER'S APPROVED SHOP DRAWINGS.

2. SLAB OPENINGS FOR MECHANICAL SHAFTS SHALL BE COORDINATED WITH MECHANICAL CONTRACTOR'S LAYOUTS.

3. SLAB OPENINGS FOR STAIRS SHALL BE COORDINATED WITH STAIR CONTRACTOR'S APPROVED SHOP DRAWINGS.

4. SEATING BOWL PERIMETER SLAB EDGES SHALL BE COORDINATED WITH PRE-CAST CONTRACTOR'S APPROVED SHOP DRAWINGS.

5. DIMENSIONS TO EDGE OF SLAB/CURBS AND CURB WIDTHS AT GRADE LEVEL ARE DEPENDANT ON METAL STUD SIZES AND EIFS THICKNESS. DIMENSIONS TO BE COORDINATED WITH METAL STUD CONTRACTOR PRIOR TO FIELD LAYOUT.

6. SLAB DEPRESSION FOR WOOD SPORTS FLOOR SHALL BE COORDINATED WITH APPROVED FLOORING MANUFACTURER. SLAB FLATNESS TOLERANCE SHALL BE COORDINATED WITH APPROVED MANUFACTURER'S SPECIFICATION AND WITH RETRACTABLE SEATING COMPANY'S REQUIREMENTS.

7. MECHANICAL, ELECTRICAL, PLUMBING, ETC. HOUSEKEEPING PADS NOT SHOWN; CONFIRM SIZE AND LOCATION WITH EQUIPMENT REQUIREMENTS AS INDICATED ON MECH, ELECT., PLUMBING, ETC. DRAWINGS.

8. FLOOR DRAINS, FLOOR SINKS, TROUGH DRAINS SHALL BE COORDINATED WITH PLUMBING PLANS AND FOOD SERVICE LAYOUTS.

9. EDGE OF SLAB AT TRANSITION AT PRECAST SEATING BOWL INTERFACE SHALL BE COORDINATED WITH PRE-CAST CONTRACTOR PRIOR TO CONSTRUCTION.

10. SEALED OR STAINED/SEALED EXPOSED CONCRETE SHALL BE INSTALLED AND PROTECTED TO INSURE A HIGH QUALITY FINISH. REFER TO SPECIFICATIONS AND FINISH SCHEDULE.

11. CONTRACTOR SHALL PREPARE A SLAB CONTROL JOINT PLAN FOR REVIEW AND APPROVAL BY THE ARCHITECT BEFORE INSTALLATION.

12. REFER TO BELOW GRADE WATERPROOFING DETAILS ON SHEET A560 AND SPECIFICATIONS FOR BELOW GRADE WATERPROOFING AT PITS AND TRENCHES.

13. REFER TO SOILS REPORT AND SPECIFICATIONS FOR BELOW SLAB VAPOR BARRIER.

SLAB & DECK PLAN TYPICAL NOTES

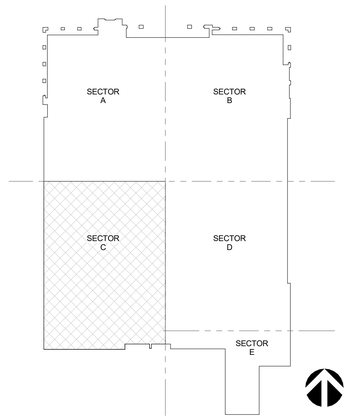

KEY PLAN SECTOR C

CONCOURSE LEVEL - SLAB PLAN - SECTOR C | 1/8" = 1'-0" | 1

CALIFORNIA BAPTIST UNIVERSITY

EVENTS CENTER

8431 DIANA AVENUE, RIVERSIDE, CA

CCD #09
8-2-16

LICENSED ARCHITECT
ROBERT M. SIMONS
No. C-18301
Jan. 31, 2017
STATE OF CALIFORNIA

REVISIONS:

	DESCRIPTION	DATE
4	IDC 1	2-3-16
5	CCD #09	8-2-16

DATE ISSUED: 01/22/2016
SVA PROJECT NO: 2014-40129
SCALE: As indicated

SHEET NUMBER: A122-C

SHEET TITLE:

SLAB PLAN - CONCOURSE LEVEL - SECTOR C

3 MACARTHUR PLACE, SUITE 850 SANTA ANA, CA 92707
T 949.809.3380 WWW.SVA-ARCHITECTS.COM

THIS DOCUMENT CONTAINS INFORMATION PROPRIETARY TO SVA ARCHITECTS INC. AND IS FURNISHED IN CONFIDENCE FOR THE LIMITED PURPOSE OF EVALUATION, BIDDING OR REVIEW. THIS DOCUMENT OR ITS CONTENTS MAY NOT BE USED FOR ANY OTHER PURPOSE AND MAY NOT BE REPRODUCED OR DISCLOSED TO OTHERS WITHOUT THE PRIOR WRITTEN CONSENT OF SVA ARCHITECTS INC. ALL RIGHTS RESERVED. © COPYRIGHT 2015.

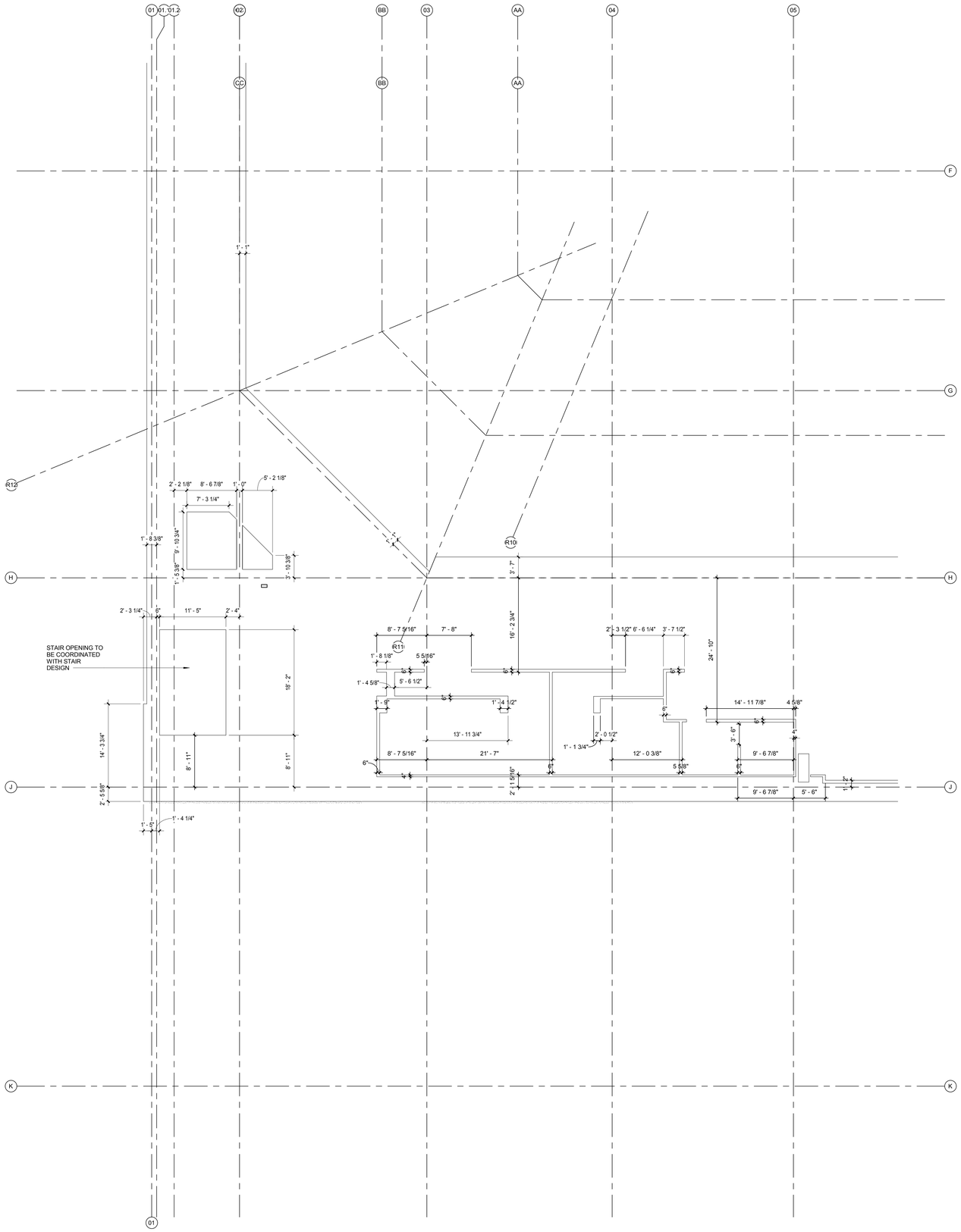

SLAB PLAN TYPICAL NOTES

1. SLAB OPENINGS FOR ELEVATORS AND ESCALATORS SHALL BE COORDINATED WITH MANUFACTURER'S APPROVED SHOP DRAWINGS.

2. SLAB OPENINGS FOR MECHANICAL SHAFTS SHALL BE COORDINATED WITH MECHANICAL CONTRACTOR'S LAYOUTS.

3. SLAB OPENINGS FOR STAIRS SHALL BE COORDINATED WITH STAIR CONTRACTOR'S APPROVED SHOP DRAWINGS.

4. SEATING BOWL PERIMETER SLAB EDGES SHALL BE COORDINATED WITH PRE-CAST CONTRACTOR'S APPROVED SHOP DRAWINGS.

5. DIMENSIONS TO EDGE OF SLAB/CURBS AND CURB WIDTHS AT GRADE LEVEL ARE DEPENDANT ON METAL STUD SIZES AND EIFS THICKNESS. DIMENSIONS TO BE COORDINATED WITH METAL STUD CONTRACTOR PRIOR TO FIELD LAYOUT.

6. SLAB DEPRESSION FOR WOOD SPORTS FLOOR SHALL BE COORDINATED WITH APPROVED FLOORING MANUFACTURER. SLAB FLATNESS TOLERANCE SHALL BE COORDINATED WITH APPROVED MANUFACTURER'S SPECIFICATION AND WITH RETRACTABLE SEATING COMPANY'S REQUIREMENTS.

7. MECHANICAL, ELECTRICAL, PLUMBING, ETC. HOUSEKEEPING PADS NOT SHOWN; CONFIRM SIZE AND LOCATION WITH EQUIPMENT REQUIREMENTS AS INDICATED ON MECH, ELECT., PLUMBING, ETC. DRAWINGS.

8. FLOOR DRAINS, FLOOR SINKS, TROUGH DRAINS SHALL BE COORDINATED WITH PLUMBING PLANS AND FOOD SERVICE LAYOUTS.

9. EDGE OF SLAB AT TRANSITION AT PRECAST SEATING BOWL INTERFACE SHALL BE COORDINATED WITH PRE-CAST CONTRACTOR PRIOR TO CONSTRUCTION.

10. SEALED OR STAINED/SEALED EXPOSED CONCRETE SHALL BE INSTALLED AND PROTECTED TO INSURE A HIGH QUALITY FINISH. REFER TO SPECIFICATIONS AND FINISH SCHEDULE.

11. CONTRACTOR SHALL PREPARE A SLAB CONTROL JOINT PLAN FOR REVIEW AND APPROVAL BY THE ARCHITECT BEFORE INSTALLATION.

12. REFER TO BELOW GRADE WATERPROOFING DETAILS ON SHEET A560 AND SPECIFICATIONS FOR BELOW GRADE WATERPROOFING AT PITS AND TRENCHES.

13. REFER TO SOILS REPORT AND SPECIFICATIONS FOR BELOW SLAB VAPOR BARRIER.

SLAB & DECK PLAN TYPICAL NOTES

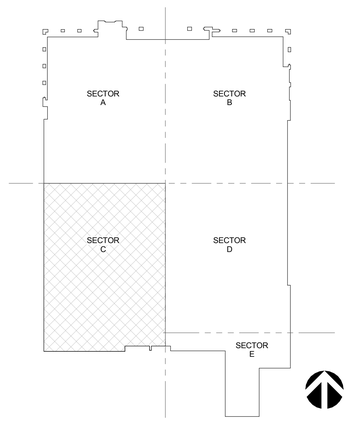

KEY PLAN SECTOR C

CONCOURSE LEVEL - SLAB PLAN - SECTOR C | 1/8" = 1'-0" | 1

CALIFORNIA BAPTIST UNIVERSITY
EVENTS CENTER
8431 DIANA AVENUE, RIVERSIDE, CA

ISSUE FOR CONSTRUCTION 01-22-2016

REVISIONS:

	DESCRIPTION	DATE

DATE ISSUED: 01/22/2016

SVA PROJECT NO: 2014-40129

SCALE: As indicated

SHEET NUMBER: A122-C

SHEET TITLE:

SLAB PLAN - CONCOURSE LEVEL - SECTOR C

3 MACARTHUR PLACE, SUITE 850 SANTA ANA, CA 92707
T 949.809.3380 WWW.SVA-ARCHITECTS.COM

THIS DOCUMENT CONTAINS INFORMATION PROPRIETARY TO SVA ARCHITECTS INC. AND IS FURNISHED IN CONFIDENCE FOR THE LIMITED PURPOSE OF EVALUATION, BIDDING OR REVIEW. THIS DOCUMENT OR ITS CONTENTS MAY NOT BE USED FOR ANY OTHER PURPOSE AND MAY NOT BE REPRODUCED OR DISCLOSED TO OTHERS WITHOUT THE PRIOR WRITTEN CONSENT OF SVA ARCHITECTS INC. ALL RIGHTS RESERVED, © COPYRIGHT 2015.

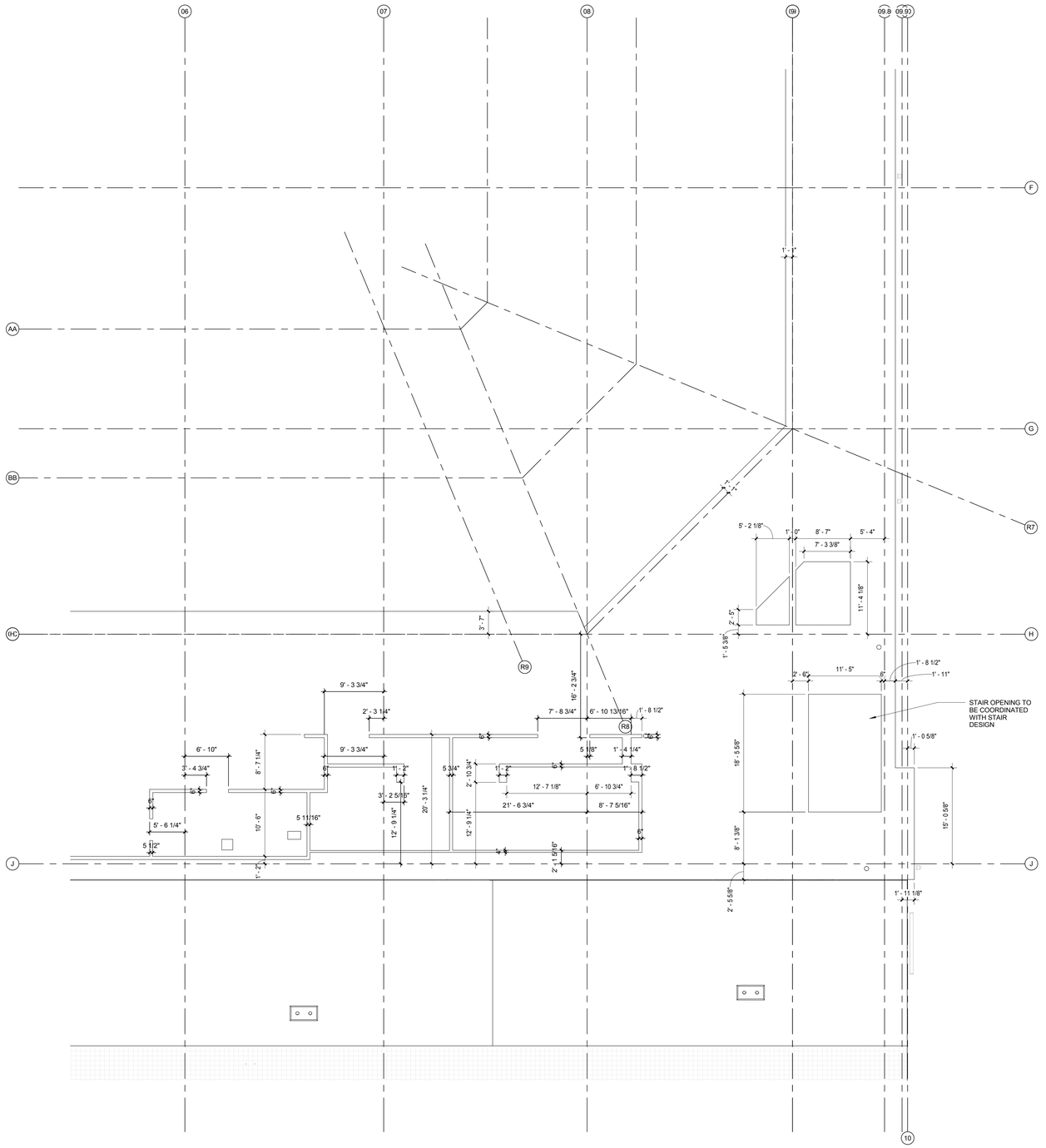

SLAB PLAN TYPICAL NOTES

1. SLAB OPENINGS FOR ELEVATORS AND ESCALATORS SHALL BE COORDINATED WITH MANUFACTURER'S APPROVED SHOP DRAWINGS.

2. SLAB OPENINGS FOR MECHANICAL SHAFTS SHALL BE COORDINATED WITH MECHANICAL CONTRACTOR'S LAYOUTS.

3. SLAB OPENINGS FOR STAIRS SHALL BE COORDINATED WITH STAIR CONTRACTOR'S APPROVED SHOP DRAWINGS.

4. SEATING BOWL PERIMETER SLAB EDGES SHALL BE COORDINATED WITH PRE-CAST CONTRACTOR'S APPROVED SHOP DRAWINGS.

5. DIMENSIONS TO EDGE OF SLAB/CURBS AND CURB WIDTHS AT GRADE LEVEL ARE DEPENDANT ON METAL STUD SIZES AND EIFS THICKNESS. DIMENSIONS TO BE COORDINATED WITH METAL STUD CONTRACTOR PRIOR TO FIELD LAYOUT.

6. SLAB DEPRESSION FOR WOOD SPORTS FLOOR SHALL BE COORDINATED WITH APPROVED FLOORING MANUFACTURER. SLAB FLATNESS TOLERANCE SHALL BE COORDINATED WITH APPROVED MANUFACTURER'S SPECIFICATION AND WITH RETRACTABLE SEATING COMPANY'S REQUIREMENTS.

7. MECHANICAL, ELECTRICAL, PLUMBING, ETC. HOUSEKEEPING PADS NOT SHOWN; CONFIRM SIZE AND LOCATION WITH EQUIPMENT REQUIREMENTS AS INDICATED ON MECH, ELECT., PLUMBING, ETC. DRAWINGS.

8. FLOOR DRAINS, FLOOR SINKS, TROUGH DRAINS SHALL BE COORDINATED WITH PLUMBING PLANS AND FOOD SERVICE LAYOUTS.

9. EDGE OF SLAB AT TRANSITION AT PRECAST SEATING BOWL INTERFACE SHALL BE COORDINATED WITH PRE-CAST CONTRACTOR PRIOR TO CONSTRUCTION.

10. SEALED OR STAINED/SEALED EXPOSED CONCRETE SHALL BE INSTALLED AND PROTECTED TO INSURE A HIGH QUALITY FINISH. REFER TO SPECIFICATIONS AND FINISH SCHEDULE.

11. CONTRACTOR SHALL PREPARE A SLAB CONTROL JOINT PLAN FOR REVIEW AND APPROVAL BY THE ARCHITECT BEFORE INSTALLATION.

12. REFER TO BELOW GRADE WATERPROOFING DETAILS ON SHEET A560 AND SPECIFICATIONS FOR BELOW GRADE WATERPROOFING AT PITS AND TRENCHES.

13. REFER TO SOILS REPORT AND SPECIFICATIONS FOR BELOW SLAB VAPOR BARRIER.

SLAB & DECK PLAN TYPICAL NOTES

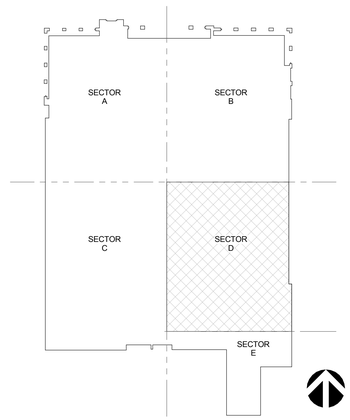

KEY PLAN SECTOR D

CONCOURSE LEVEL - SLAB PLAN - SECTOR D | 1/8" = 1'-0" | 1

CALIFORNIA BAPTIST UNIVERSITY

EVENTS CENTER

8431 DIANA AVENUE, RIVERSIDE, CA

-

LICENSED ARCHITECT
ROBERT M. SIMONDS
No. C-18301
Jan. 31, 2017
STATE OF CALIFORNIA

REVISIONS:

	DESCRIPTION	DATE

DATE ISSUED: 01/22/2016

SVA PROJECT NO: 2014-40129

SCALE: As indicated

SHEET NUMBER: A122-D

SHEET TITLE:

SLAB PLAN - CONCOURSE LEVEL - SECTOR D

3 MACARTHUR PLACE, SUITE 850 SANTA ANA, CA 92707
T 949.809.3380 WWW.SVA-ARCHITECTS.COM

THIS DOCUMENT CONTAINS INFORMATION PROPRIETARY TO SVA ARCHITECTS INC. AND IS FURNISHED IN CONFIDENCE FOR THE LIMITED PURPOSE OF EVALUATION, BIDDING OR REVIEW. THIS DOCUMENT OR ITS CONTENTS MAY NOT BE USED FOR ANY OTHER PURPOSE AND MAY NOT BE REPRODUCED OR DISCLOSED TO OTHERS WITHOUT THE PRIOR WRITTEN CONSENT OF SVA ARCHITECTS INC. ALL RIGHTS RESERVED, © COPYRIGHT 2015.

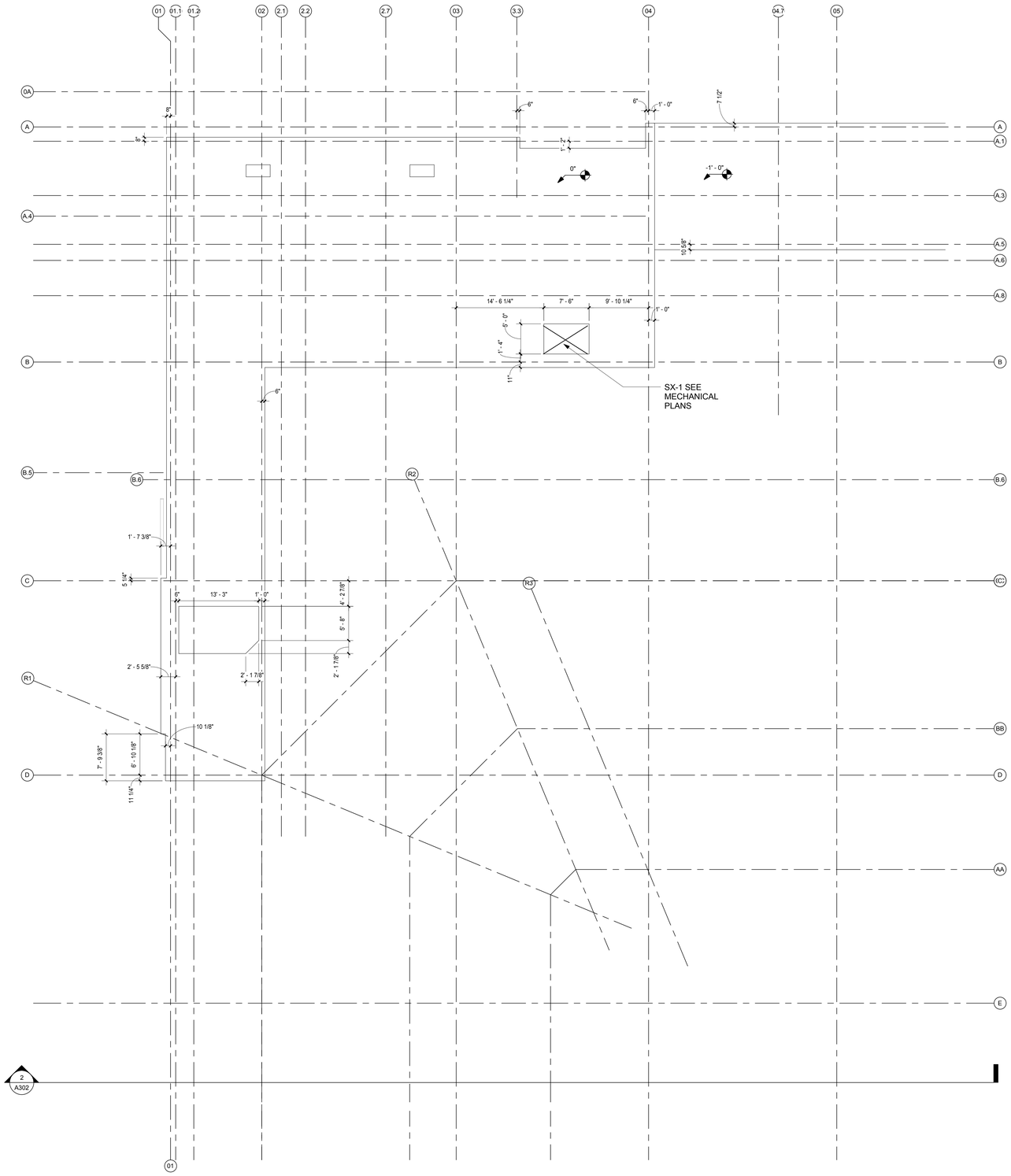

MEZZANINE LEVEL - SLAB PLAN - SECTOR A | 1/8" = 1'-0" | 1

SLAB PLAN TYPICAL NOTES

1. SLAB OPENINGS FOR ELEVATORS AND ESCALATORS SHALL BE COORDINATED WITH MANUFACTURER'S APPROVED SHOP DRAWINGS.

2. SLAB OPENINGS FOR MECHANICAL SHAFTS SHALL BE COORDINATED WITH MECHANICAL CONTRACTOR'S LAYOUTS.

3. SLAB OPENINGS FOR STAIRS SHALL BE COORDINATED WITH STAIR CONTRACTOR'S APPROVED SHOP DRAWINGS.

4. SEATING BOWL PERIMETER SLAB EDGES SHALL BE COORDINATED WITH PRE-CAST CONTRACTOR'S APPROVED SHOP DRAWINGS.

5. DIMENSIONS TO EDGE OF SLAB/CURBS AND CURB WIDTHS AT GRADE LEVEL ARE DEPENDANT ON METAL STUD SIZES AND EIFS THICKNESS. DIMENSIONS TO BE COORDINATED WITH METAL STUD CONTRACTOR PRIOR TO FIELD LAYOUT.

6. SLAB DEPRESSION FOR WOOD SPORTS FLOOR SHALL BE COORDINATED WITH APPROVED FLOORING MANUFACTURER. SLAB FLATNESS TOLERANCE SHALL BE COORDINATED WITH APPROVED MANUFACTURER'S SPECIFICATION AND WITH RETRACTABLE SEATING COMPANY'S REQUIREMENTS.

7. MECHANICAL, ELECTRICAL, PLUMBING, ETC. HOUSEKEEPING PADS NOT SHOWN; CONFIRM SIZE AND LOCATION WITH EQUIPMENT REQUIREMENTS AS INDICATED ON MECH, ELECT., PLUMBING, ETC. DRAWINGS.

8. FLOOR DRAINS, FLOOR SINKS, TROUGH DRAINS SHALL BE COORDINATED WITH PLUMBING PLANS AND FOOD SERVICE LAYOUTS.

9. EDGE OF SLAB AT TRANSITION AT PRECAST SEATING BOWL INTERFACE SHALL BE COORDINATED WITH PRE-CAST CONTRACTOR PRIOR TO CONSTRUCTION.

10. SEALED OR STAINED/SEALED EXPOSED CONCRETE SHALL BE INSTALLED AND PROTECTED TO INSURE A HIGH QUALITY FINISH. REFER TO SPECIFICATIONS AND FINISH SCHEDULE.

11. CONTRACTOR SHALL PREPARE A SLAB CONTROL JOINT PLAN FOR REVIEW AND APPROVAL BY THE ARCHITECT BEFORE INSTALLATION.

12. REFER TO BELOW GRADE WATERPROOFING DETAILS ON SHEET A560 AND SPECIFICATIONS FOR BELOW GRADE WATERPROOFING AT PITS AND TRENCHES.

13. REFER TO SOILS REPORT AND SPECIFICATIONS FOR BELOW SLAB VAPOR BARRIER.

SLAB & DECK PLAN TYPICAL NOTES

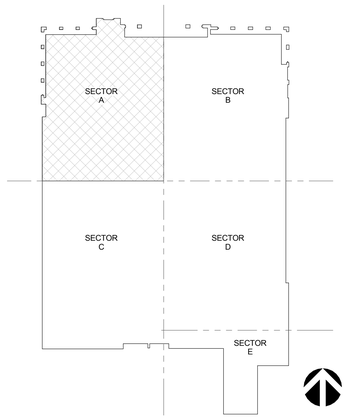

KEY PLAN SECTOR A

CALIFORNIA BAPTIST UNIVERSITY

EVENTS CENTER

8431 DIANA AVENUE, RIVERSIDE, CA

cbu

ISSUE FOR CONSTRUCTION 01-22-2016

REVISIONS:

	DESCRIPTION	DATE
△		
△		
△		
△		
△		
△		
△		
△		
△		
△		
△		

DATE ISSUED:	01/22/2016
SVA PROJECT NO:	2014-40129
SCALE:	As indicated

SHEET NUMBER: **A123-A**

SHEET TITLE:

SLAB PLAN - MEZZANINE LEVEL - SECTOR A

hok SVA ARCHITECTS

3 MACARTHUR PLACE, SUITE 850 SANTA ANA, CA 92707
T 949.809.3380 WWW.SVA-ARCHITECTS.COM

THIS DOCUMENT CONTAINS INFORMATION PROPRIETARY TO SVA ARCHITECTS INC. AND IS FURNISHED IN CONFIDENCE FOR THE LIMITED PURPOSE OF EVALUATION, BIDDING OR REVIEW. THIS DOCUMENT OR ITS CONTENTS MAY NOT BE USED FOR ANY OTHER PURPOSE AND MAY NOT BE REPRODUCED OR DISCLOSED TO OTHERS WITHOUT THE PRIOR WRITTEN CONSENT OF SVA ARCHITECTS INC. ALL RIGHTS RESERVED. © COPYRIGHT 2015.

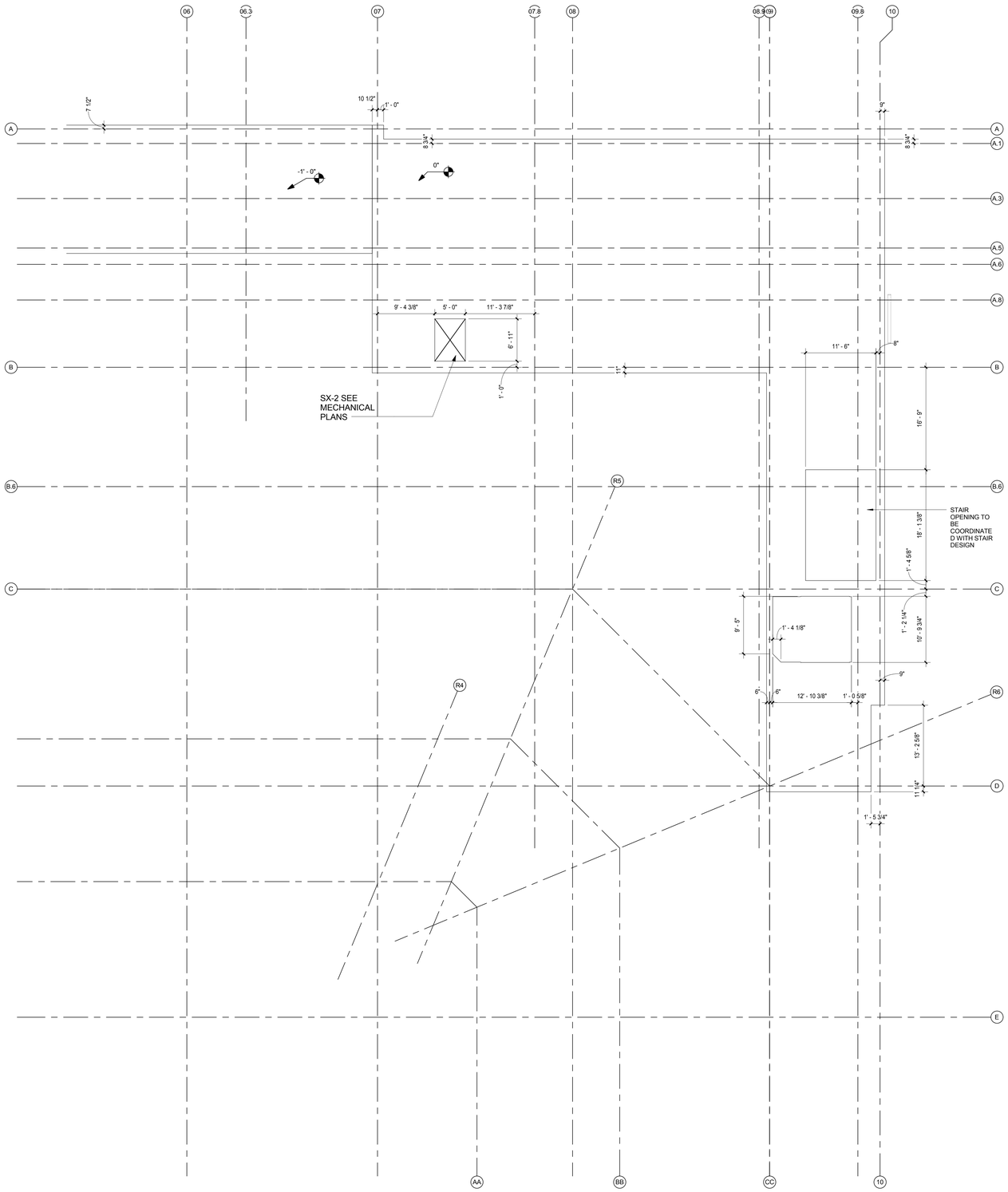

SLAB PLAN TYPICAL NOTES

1. SLAB OPENINGS FOR ELEVATORS AND ESCALATORS SHALL BE COORDINATED WITH MANUFACTURER'S APPROVED SHOP DRAWINGS.

2. SLAB OPENINGS FOR MECHANICAL SHAFTS SHALL BE COORDINATED WITH MECHANICAL CONTRACTOR'S LAYOUTS.

3. SLAB OPENINGS FOR STAIRS SHALL BE COORDINATED WITH STAIR CONTRACTOR'S APPROVED SHOP DRAWINGS.

4. SEATING BOWL PERIMETER SLAB EDGES SHALL BE COORDINATED WITH PRE-CAST CONTRACTOR'S APPROVED SHOP DRAWINGS.

5. DIMENSIONS TO EDGE OF SLAB/CURBS AND CURB WIDTHS AT GRADE LEVEL ARE DEPENDANT ON METAL STUD SIZES AND EIFS THICKNESS. DIMENSIONS TO BE COORDINATED WITH METAL STUD CONTRACTOR PRIOR TO FIELD LAYOUT.

6. SLAB DEPRESSION FOR WOOD SPORTS FLOOR SHALL BE COORDINATED WITH APPROVED FLOORING MANUFACTURER. SLAB FLATNESS TOLERANCE SHALL BE COORDINATED WITH APPROVED MANUFACTURER'S SPECIFICATION AND WITH RETRACTABLE SEATING COMPANY'S REQUIREMENTS.

7. MECHANICAL, ELECTRICAL, PLUMBING, ETC. HOUSEKEEPING PADS NOT SHOWN; CONFIRM SIZE AND LOCATION WITH EQUIPMENT REQUIREMENTS AS INDICATED ON MECH, ELECT., PLUMBING, ETC. DRAWINGS.

8. FLOOR DRAINS, FLOOR SINKS, TROUGH DRAINS SHALL BE COORDINATED WITH PLUMBING PLANS AND FOOD SERVICE LAYOUTS.

9. EDGE OF SLAB AT TRANSITION AT PRECAST SEATING BOWL INTERFACE SHALL BE COORDINATED WITH PRE-CAST CONTRACTOR PRIOR TO CONSTRUCTION.

10. SEALED OR STAINED/SEALED EXPOSED CONCRETE SHALL BE INSTALLED AND PROTECTED TO INSURE A HIGH QUALITY FINISH. REFER TO SPECIFICATIONS AND FINISH SCHEDULE.

11. CONTRACTOR SHALL PREPARE A SLAB CONTROL JOINT PLAN FOR REVIEW AND APPROVAL BY THE ARCHITECT BEFORE INSTALLATION.

12. REFER TO BELOW GRADE WATERPROOFING DETAILS ON SHEET A560 AND SPECIFICATIONS FOR BELOW GRADE WATERPROOFING AT PITS AND TRENCHES.

13. REFER TO SOILS REPORT AND SPECIFICATIONS FOR BELOW SLAB VAPOR BARRIER.

SLAB & DECK PLAN TYPICAL NOTES

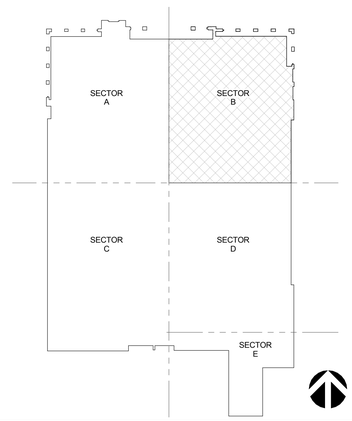

MEZZANINE LEVEL - SLAB PLAN - SECTOR B | 1/8" = 1'-0" | 1

KEY PLAN SECTOR B

CALIFORNIA BAPTIST UNIVERSITY
EVENTS CENTER
8431 DIANA AVENUE, RIVERSIDE, CA

ISSUE FOR CONSTRUCTION 01-22-2016

REVISIONS:

	DESCRIPTION	DATE

DATE ISSUED: 01/22/2016

SVA PROJECT NO: 2014-40129

SCALE: As indicated

SHEET NUMBER: A123-B

SHEET TITLE:

SLAB PLAN - MEZZANINE LEVEL - SECTOR B

3 MACARTHUR PLACE, SUITE 850 SANTA ANA, CA 92707
T 949.809.3380 WWW.SVA-ARCHITECTS.COM

THIS DOCUMENT CONTAINS INFORMATION PROPRIETARY TO SVA ARCHITECTS INC. AND IS FURNISHED IN CONFIDENCE FOR THE LIMITED PURPOSE OF EVALUATION, BIDDING OR REVIEW. THIS DOCUMENT OR ITS CONTENTS MAY NOT BE USED FOR ANY OTHER PURPOSE AND MAY NOT BE REPRODUCED OR DISCLOSED TO OTHERS WITHOUT THE PRIOR WRITTEN CONSENT OF SVA ARCHITECTS INC. ALL RIGHTS RESERVED. © COPYRIGHT 2015.

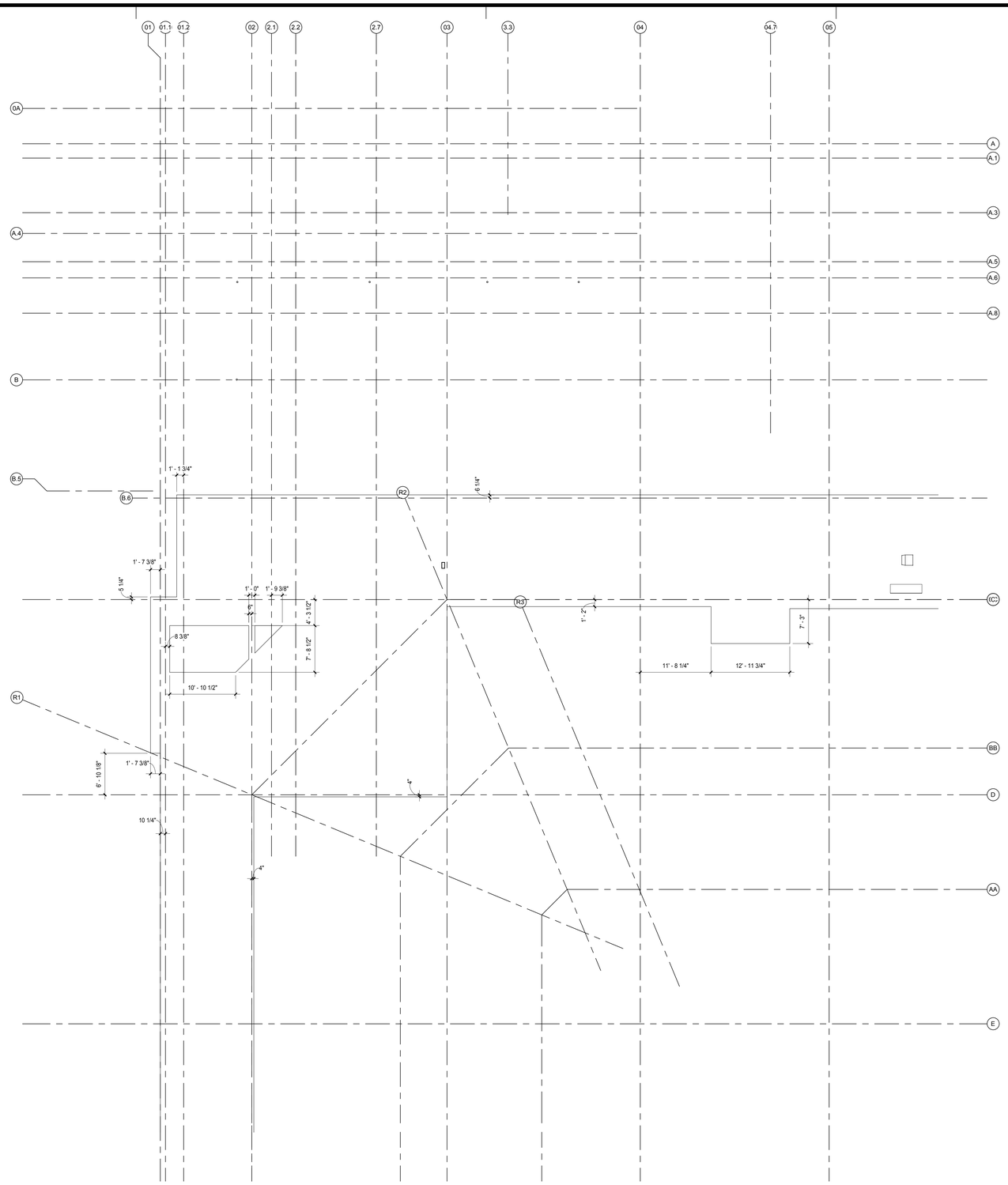

SLAB PLAN TYPICAL NOTES

1. SLAB OPENINGS FOR ELEVATORS AND ESCALATORS SHALL BE COORDINATED WITH MANUFACTURER'S APPROVED SHOP DRAWINGS.

2. SLAB OPENINGS FOR MECHANICAL SHAFTS SHALL BE COORDINATED WITH MECHANICAL CONTRACTOR'S LAYOUTS.

3. SLAB OPENINGS FOR STAIRS SHALL BE COORDINATED WITH STAIR CONTRACTOR'S APPROVED SHOP DRAWINGS.

4. SEATING BOWL PERIMETER SLAB EDGES SHALL BE COORDINATED WITH PRE-CAST CONTRACTOR'S APPROVED SHOP DRAWINGS.

5. DIMENSIONS TO EDGE OF SLAB/CURBS AND CURB WIDTHS AT GRADE LEVEL ARE DEPENDANT ON METAL STUD SIZES AND EIFS THICKNESS. DIMENSIONS TO BE COORDINATED WITH METAL STUD CONTRACTOR PRIOR TO FIELD LAYOUT.

6. SLAB DEPRESSION FOR WOOD SPORTS FLOOR SHALL BE COORDINATED WITH APPROVED FLOORING MANUFACTURER. SLAB FLATNESS TOLERANCE SHALL BE COORDINATED WITH APPROVED MANUFACTURER'S SPECIFICATION AND WITH RETRACTABLE SEATING COMPANY'S REQUIREMENTS.

7. MECHANICAL, ELECTRICAL, PLUMBING, ETC. HOUSEKEEPING PADS NOT SHOWN; CONFIRM SIZE AND LOCATION WITH EQUIPMENT REQUIREMENTS AS INDICATED ON MECH, ELECT., PLUMBING, ETC. DRAWINGS.

8. FLOOR DRAINS, FLOOR SINKS, TROUGH DRAINS SHALL BE COORDINATED WITH PLUMBING PLANS AND FOOD SERVICE LAYOUTS.

9. EDGE OF SLAB AT TRANSITION AT PRECAST SEATING BOWL INTERFACE SHALL BE COORDINATED WITH PRE-CAST CONTRACTOR PRIOR TO CONSTRUCTION.

10. SEALED OR STAINED/SEALED EXPOSED CONCRETE SHALL BE INSTALLED AND PROTECTED TO INSURE A HIGH QUALITY FINISH. REFER TO SPECIFICATIONS AND FINISH SCHEDULE.

11. CONTRACTOR SHALL PREPARE A SLAB CONTROL JOINT PLAN FOR REVIEW AND APPROVAL BY THE ARCHITECT BEFORE INSTALLATION.

12. REFER TO BELOW GRADE WATERPROOFING DETAILS ON SHEET A560 AND SPECIFICATIONS FOR BELOW GRADE WATERPROOFING AT PITS AND TRENCHES.

13. REFER TO SOILS REPORT AND SPECIFICATIONS FOR BELOW SLAB VAPOR BARRIER.

SLAB & DECK PLAN TYPICAL NOTES

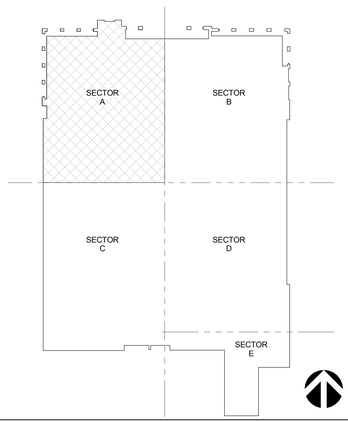

KEY PLAN SECTOR A

CATWALK LEVEL - SLAB PLAN - SECTOR A | 1/8" = 1'-0" | 1

CALIFORNIA BAPTIST UNIVERSITY
EVENTS CENTER
8431 DIANA AVENUE, RIVERSIDE, CA

ISSUE FOR CONSTRUCTION 01-22-2016

REVISIONS:

	DESCRIPTION	DATE
1		
2		
3		
4		
5		
6		
7		
8		
9		
10		
11		
12		

DATE ISSUED: 01/22/2016

SVA PROJECT NO: 2014-40129

SCALE: As indicated

SHEET NUMBER: A124-A

SHEET TITLE:

SLAB PLAN - CATWALK LEVEL - SECTOR A

3 MACARTHUR PLACE, SUITE 850 SANTA ANA, CA 92707
T 949.809.3380 WWW.SVA-ARCHITECTS.COM

THIS DOCUMENT CONTAINS INFORMATION PROPRIETARY TO SVA ARCHITECTS INC. AND IS FURNISHED IN CONFIDENCE FOR THE LIMITED PURPOSE OF EVALUATION, BIDDING OR REVIEW. THIS DOCUMENT OR ITS CONTENTS MAY NOT BE USED FOR ANY OTHER PURPOSE AND MAY NOT BE REPRODUCED OR DISCLOSED TO OTHERS WITHOUT THE PRIOR WRITTEN CONSENT OF SVA ARCHITECTS INC. ALL RIGHTS RESERVED. © COPYRIGHT 2015.

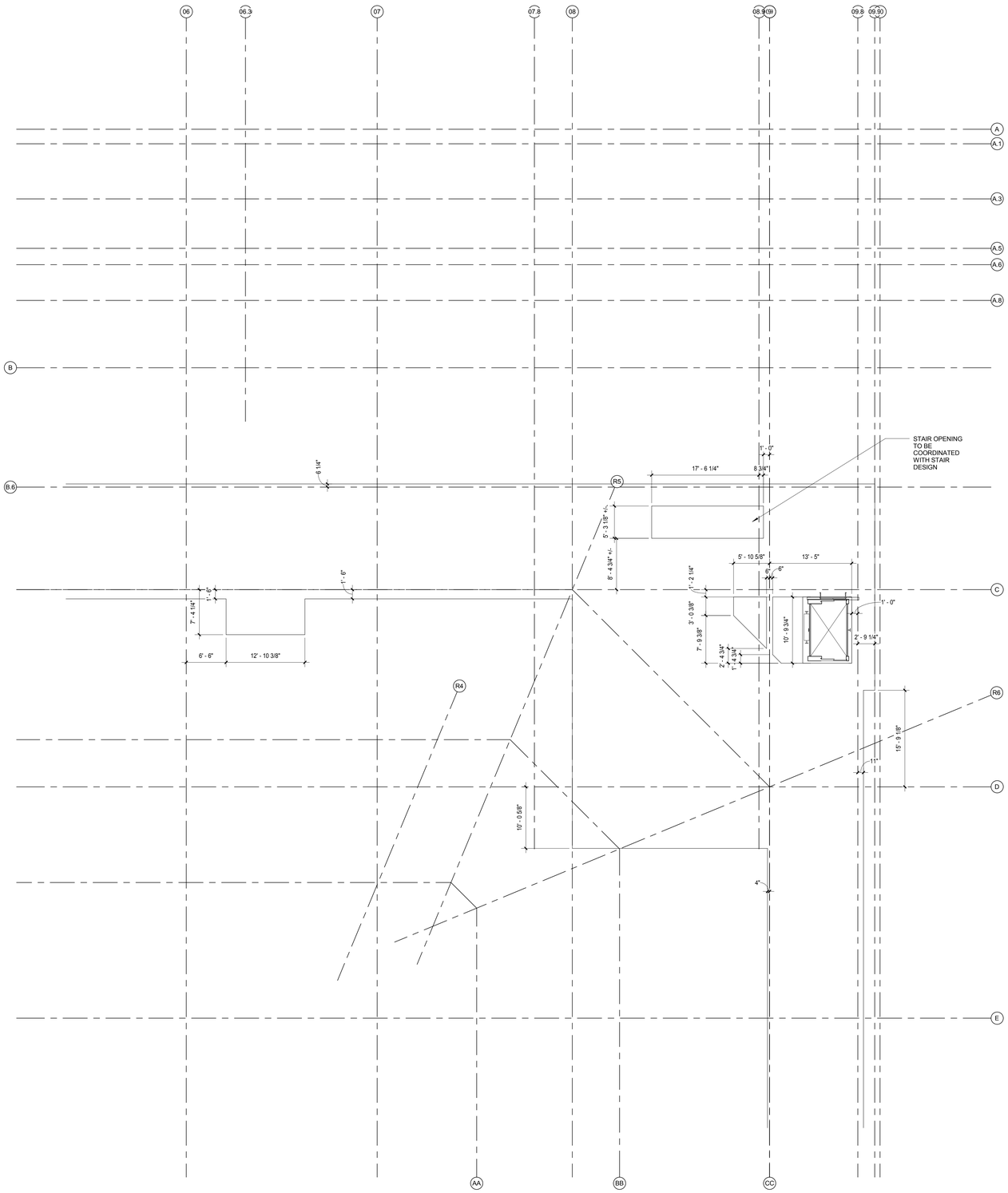

SLAB PLAN TYPICAL NOTES

1. SLAB OPENINGS FOR ELEVATORS AND ESCALATORS SHALL BE COORDINATED WITH MANUFACTURER'S APPROVED SHOP DRAWINGS.

2. SLAB OPENINGS FOR MECHANICAL SHAFTS SHALL BE COORDINATED WITH MECHANICAL CONTRACTOR'S LAYOUTS.

3. SLAB OPENINGS FOR STAIRS SHALL BE COORDINATED WITH STAIR CONTRACTOR'S APPROVED SHOP DRAWINGS.

4. SEATING BOWL PERIMETER SLAB EDGES SHALL BE COORDINATED WITH PRE-CAST CONTRACTOR'S APPROVED SHOP DRAWINGS.

5. DIMENSIONS TO EDGE OF SLAB/CURBS AND CURB WIDTHS AT GRADE LEVEL ARE DEPENDANT ON METAL STUD SIZES AND EIFS THICKNESS. DIMENSIONS TO BE COORDINATED WITH METAL STUD CONTRACTOR PRIOR TO FIELD LAYOUT.

6. SLAB DEPRESSION FOR WOOD SPORTS FLOOR SHALL BE COORDINATED WITH APPROVED FLOORING MANUFACTURER. SLAB FLATNESS TOLERANCE SHALL BE COORDINATED WITH APPROVED MANUFACTURER'S SPECIFICATION AND WITH RETRACTABLE SEATING COMPANY'S REQUIREMENTS.

7. MECHANICAL, ELECTRICAL, PLUMBING, ETC. HOUSEKEEPING PADS NOT SHOWN; CONFIRM SIZE AND LOCATION WITH EQUIPMENT REQUIREMENTS AS INDICATED ON MECH, ELECT., PLUMBING, ETC. DRAWINGS.

8. FLOOR DRAINS, FLOOR SINKS, TROUGH DRAINS SHALL BE COORDINATED WITH PLUMBING PLANS AND FOOD SERVICE LAYOUTS.

9. EDGE OF SLAB AT TRANSITION AT PRECAST SEATING BOWL INTERFACE SHALL BE COORDINATED WITH PRE-CAST CONTRACTOR PRIOR TO CONSTRUCTION.

10. SEALED OR STAINED/SEALED EXPOSED CONCRETE SHALL BE INSTALLED AND PROTECTED TO INSURE A HIGH QUALITY FINISH. REFER TO SPECIFICATIONS AND FINISH SCHEDULE.

11. CONTRACTOR SHALL PREPARE A SLAB CONTROL JOINT PLAN FOR REVIEW AND APPROVAL BY THE ARCHITECT BEFORE INSTALLATION.

12. REFER TO BELOW GRADE WATERPROOFING DETAILS ON SHEET A560 AND SPECIFICATIONS FOR BELOW GRADE WATERPROOFING AT PITS AND TRENCHES.

13. REFER TO SOILS REPORT AND SPECIFICATIONS FOR BELOW SLAB VAPOR BARRIER.

SLAB & DECK PLAN TYPICAL NOTES

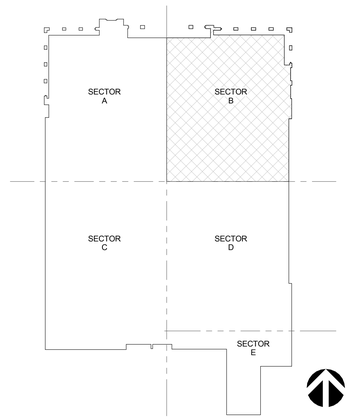

KEY PLAN SECTOR B

CATWALK LEVEL - SLAB PLAN - SECTOR B

1/8" = 1'-0"

1

CALIFORNIA BAPTIST UNIVERSITY

EVENTS CENTER

8431 DIANA AVENUE, RIVERSIDE, CA

ISSUE FOR CONSTRUCTION 01-22-2016

REVISIONS:

	DESCRIPTION	DATE

DATE ISSUED: 01/22/2016

SVA PROJECT NO: 2014-40129

SCALE: As indicated

SHEET NUMBER: A124-B

SHEET TITLE:

SLAB PLAN - CATWALK LEVEL - SECTOR B

ARCHITECTS

3 MACARTHUR PLACE, SUITE 850 SANTA ANA, CA 92707

T 949.809.3380 WWW.SVA-ARCHITECTS.COM

THIS DOCUMENT CONTAINS INFORMATION PROPRIETARY TO SVA ARCHITECTS INC., AND IS FURNISHED IN CONFIDENCE FOR THE LIMITED PURPOSE OF REVIEW BY THE RECIPIENT. ANY REVIEW OR USE OF THIS DOCUMENT OTHER THAN MAY NOT BE USED FOR ANY OTHER PURPOSE AND MAY NOT BE REPRODUCED OR DISCLOSED TO OTHERS WITHOUT THE PRIOR WRITTEN CONSENT OF SVA ARCHITECTS INC. ALL RIGHTS RESERVED, © COPYRIGHT 2015.

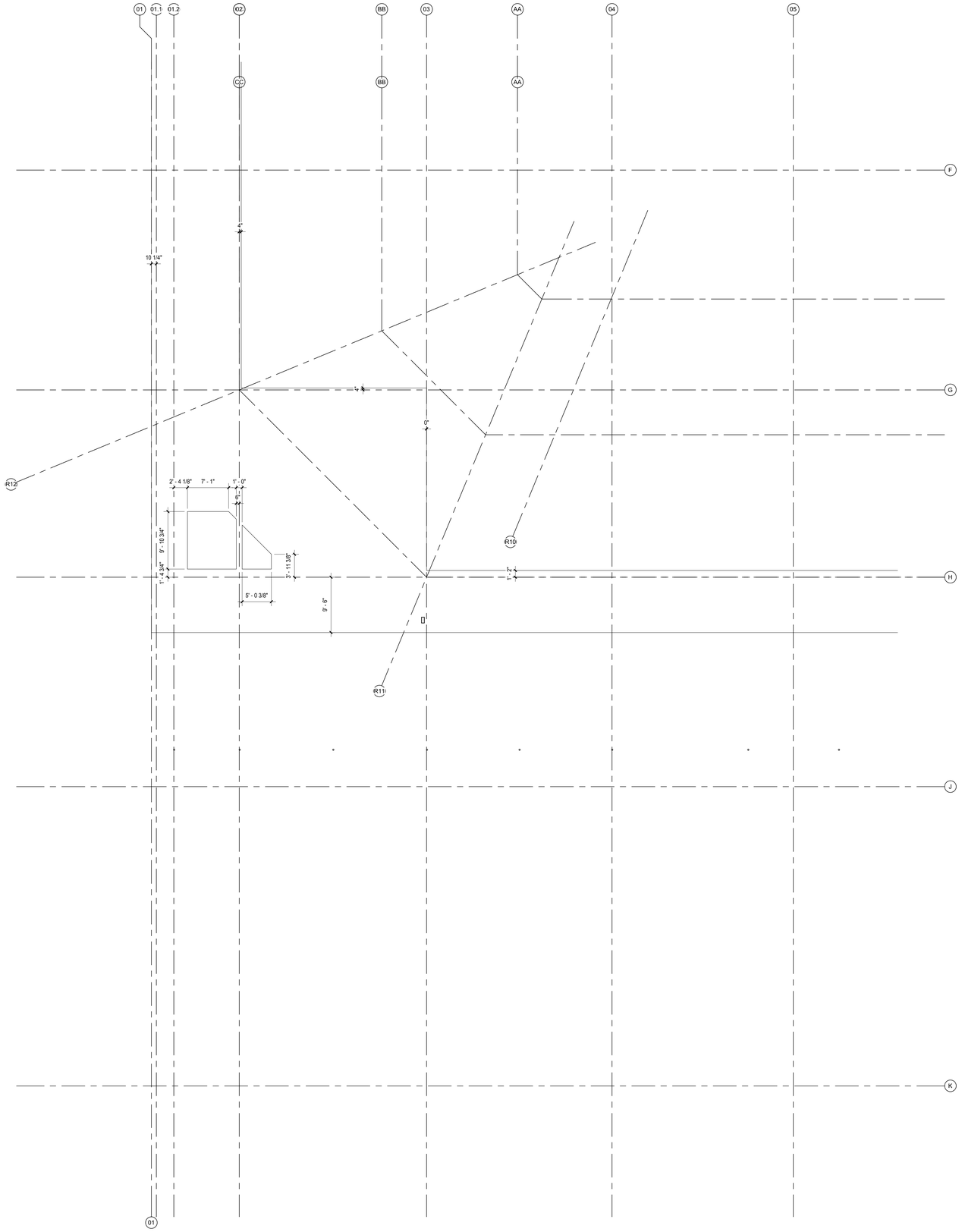

SLAB PLAN TYPICAL NOTES

1. SLAB OPENINGS FOR ELEVATORS AND ESCALATORS SHALL BE COORDINATED WITH MANUFACTURER'S APPROVED SHOP DRAWINGS.

2. SLAB OPENINGS FOR MECHANICAL SHAFTS SHALL BE COORDINATED WITH MECHANICAL CONTRACTOR'S LAYOUTS.

3. SLAB OPENINGS FOR STAIRS SHALL BE COORDINATED WITH STAIR CONTRACTOR'S APPROVED SHOP DRAWINGS.

4. SEATING BOWL PERIMETER SLAB EDGES SHALL BE COORDINATED WITH PRE-CAST CONTRACTOR'S APPROVED SHOP DRAWINGS.

5. DIMENSIONS TO EDGE OF SLAB/CURBS AND CURB WIDTHS AT GRADE LEVEL ARE DEPENDANT ON METAL STUD SIZES AND EIFS THICKNESS. DIMENSIONS TO BE COORDINATED WITH METAL STUD CONTRACTOR PRIOR TO FIELD LAYOUT.

6. SLAB DEPRESSION FOR WOOD SPORTS FLOOR SHALL BE COORDINATED WITH APPROVED FLOORING MANUFACTURER. SLAB FLATNESS TOLERANCE SHALL BE COORDINATED WITH APPROVED MANUFACTURER'S SPECIFICATION AND WITH RETRACTABLE SEATING COMPANY'S REQUIREMENTS.

7. MECHANICAL, ELECTRICAL, PLUMBING, ETC. HOUSEKEEPING PADS NOT SHOWN; CONFIRM SIZE AND LOCATION WITH EQUIPMENT REQUIREMENTS AS INDICATED ON MECH, ELECT., PLUMBING, ETC. DRAWINGS.

8. FLOOR DRAINS, FLOOR SINKS, TROUGH DRAINS SHALL BE COORDINATED WITH PLUMBING PLANS AND FOOD SERVICE LAYOUTS.

9. EDGE OF SLAB AT TRANSITION AT PRECAST SEATING BOWL INTERFACE SHALL BE COORDINATED WITH PRE-CAST CONTRACTOR PRIOR TO CONSTRUCTION.

10. SEALED OR STAINED/SEALED EXPOSED CONCRETE SHALL BE INSTALLED AND PROTECTED TO INSURE A HIGH QUALITY FINISH. REFER TO SPECIFICATIONS AND FINISH SCHEDULE.

11. CONTRACTOR SHALL PREPARE A SLAB CONTROL JOINT PLAN FOR REVIEW AND APPROVAL BY THE ARCHITECT BEFORE INSTALLATION.

12. REFER TO BELOW GRADE WATERPROOFING DETAILS ON SHEET A560 AND SPECIFICATIONS FOR BELOW GRADE WATERPROOFING AT PITS AND TRENCHES.

13. REFER TO SOILS REPORT AND SPECIFICATIONS FOR BELOW SLAB VAPOR BARRIER.

SLAB & DECK PLAN TYPICAL NOTES

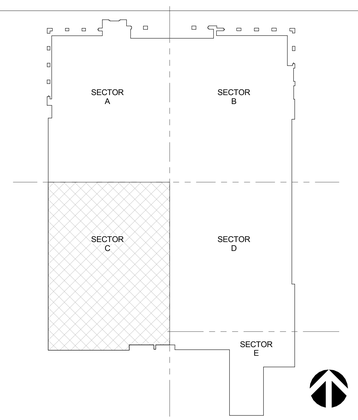

KEY PLAN SECTOR C

CATWALK LEVEL - SLAB PLAN - SECTOR C | 1/8" = 1'-0" | 1

CALIFORNIA BAPTIST UNIVERSITY

EVENTS CENTER

8431 DIANA AVENUE, RIVERSIDE, CA

ISSUE FOR CONSTRUCTION
01-22-2016

REVISIONS:

	DESCRIPTION	DATE
△		
△		
△		
△		
△		
△		
△		
△		
△		
△		
△		
△		

DATE ISSUED: 01/22/2016

SVA PROJECT NO: 2014-40129

SCALE: As indicated

SHEET NUMBER: A124-C

SHEET TITLE:

SLAB PLAN - CATWALK LEVEL - SECTOR C

hok SVA ARCHITECTS

3 MACARTHUR PLACE, SUITE 850 SANTA ANA, CA 92707
T 949.809.3380 WWW.SVA-ARCHITECTS.COM

THIS DOCUMENT CONTAINS INFORMATION PROPRIETARY TO SVA ARCHITECTS INC. AND IS FURNISHED IN CONFIDENCE FOR THE LIMITED PURPOSE OF EVALUATION, BIDDING OR REVIEW. THIS DOCUMENT OR ITS CONTENTS MAY NOT BE USED FOR ANY OTHER PURPOSE AND MAY NOT BE REPRODUCED OR DISCLOSED TO OTHERS WITHOUT THE PRIOR WRITTEN CONSENT OF SVA ARCHITECTS INC. ALL RIGHTS RESERVED. © COPYRIGHT 2015.

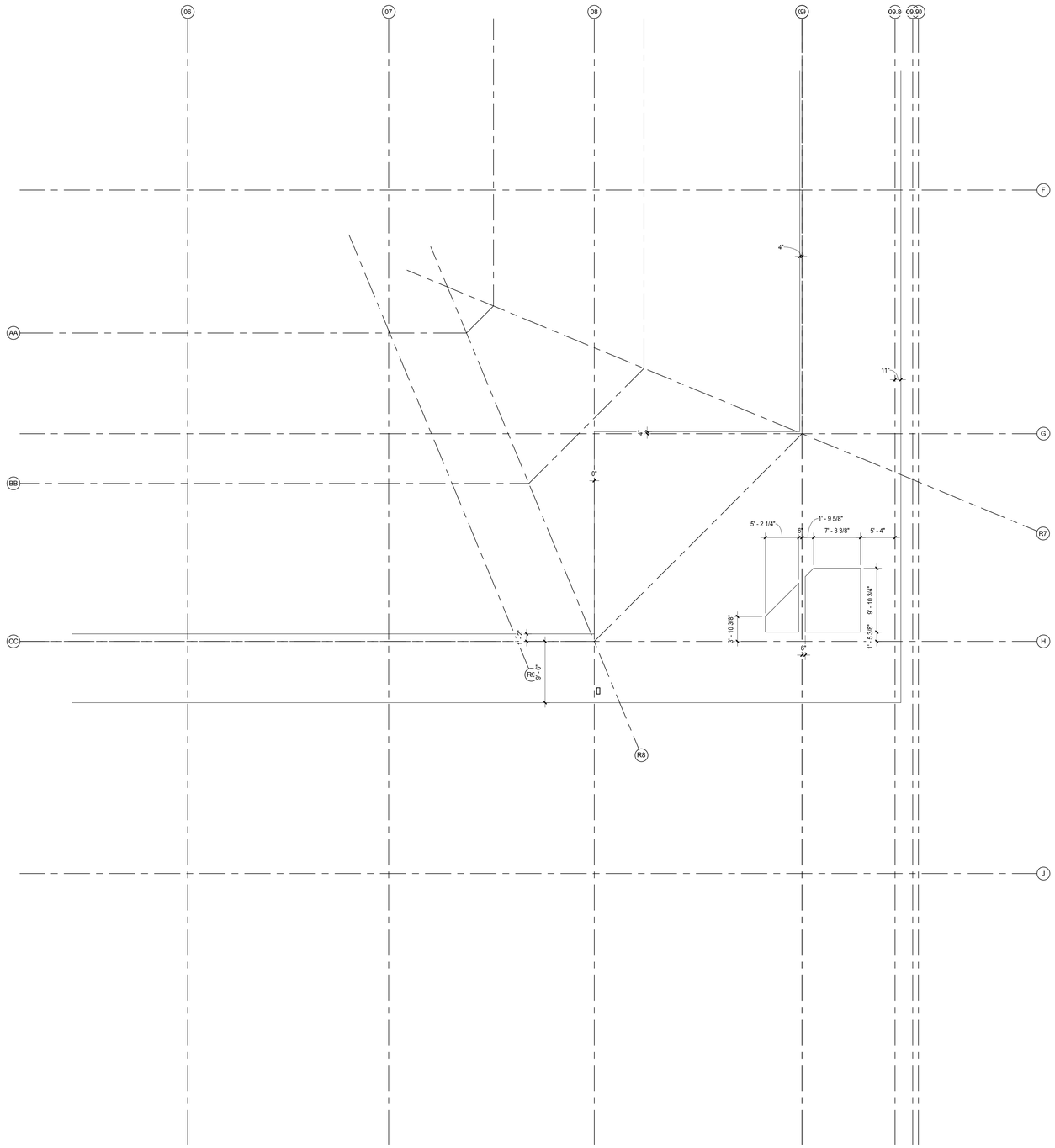

SLAB PLAN TYPICAL NOTES

1. SLAB OPENINGS FOR ELEVATORS AND ESCALATORS SHALL BE COORDINATED WITH MANUFACTURER'S APPROVED SHOP DRAWINGS.

2. SLAB OPENINGS FOR MECHANICAL SHAFTS SHALL BE COORDINATED WITH MECHANICAL CONTRACTOR'S LAYOUTS.

3. SLAB OPENINGS FOR STAIRS SHALL BE COORDINATED WITH STAIR CONTRACTOR'S APPROVED SHOP DRAWINGS.

4. SEATING BOWL PERIMETER SLAB EDGES SHALL BE COORDINATED WITH PRE-CAST CONTRACTOR'S APPROVED SHOP DRAWINGS.

5. DIMENSIONS TO EDGE OF SLAB/CURBS AND CURB WIDTHS AT GRADE LEVEL ARE DEPENDANT ON METAL STUD SIZES AND EIFS THICKNESS. DIMENSIONS TO BE COORDINATED WITH METAL STUD CONTRACTOR PRIOR TO FIELD LAYOUT.

6. SLAB DEPRESSION FOR WOOD SPORTS FLOOR SHALL BE COORDINATED WITH APPROVED FLOORING MANUFACTURER. SLAB FLATNESS TOLERANCE SHALL BE COORDINATED WITH APPROVED MANUFACTURER'S SPECIFICATION AND WITH RETRACTABLE SEATING COMPANY'S REQUIREMENTS.

7. MECHANICAL, ELECTRICAL, PLUMBING, ETC. HOUSEKEEPING PADS NOT SHOWN; CONFIRM SIZE AND LOCATION WITH EQUIPMENT REQUIREMENTS AS INDICATED ON MECH, ELECT., PLUMBING, ETC. DRAWINGS.

8. FLOOR DRAINS, FLOOR SINKS, TROUGH DRAINS SHALL BE COORDINATED WITH PLUMBING PLANS AND FOOD SERVICE LAYOUTS.

9. EDGE OF SLAB AT TRANSITION AT PRECAST SEATING BOWL INTERFACE SHALL BE COORDINATED WITH PRE-CAST CONTRACTOR PRIOR TO CONSTRUCTION.

10. SEALED OR STAINED/SEALED EXPOSED CONCRETE SHALL BE INSTALLED AND PROTECTED TO INSURE A HIGH QUALITY FINISH. REFER TO SPECIFICATIONS AND FINISH SCHEDULE.

11. CONTRACTOR SHALL PREPARE A SLAB CONTROL JOINT PLAN FOR REVIEW AND APPROVAL BY THE ARCHITECT BEFORE INSTALLATION.

12. REFER TO BELOW GRADE WATERPROOFING DETAILS ON SHEET A560 AND SPECIFICATIONS FOR BELOW GRADE WATERPROOFING AT PITS AND TRENCHES.

13. REFER TO SOILS REPORT AND SPECIFICATIONS FOR BELOW SLAB VAPOR BARRIER.

SLAB & DECK PLAN TYPICAL NOTES

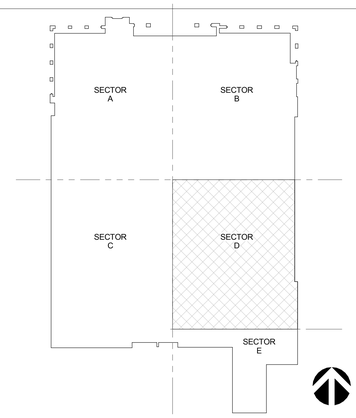

KEY PLAN SECTOR D

CATWALK LEVEL - SLAB PLAN - SECTOR D | 1/8" = 1'-0" | 1

CALIFORNIA BAPTIST UNIVERSITY

EVENTS CENTER

8431 DIANA AVENUE, RIVERSIDE, CA

cbu

ISSUE FOR CONSTRUCTION 01-22-2016

REVISIONS:

	DESCRIPTION	DATE
△		
△		
△		
△		
△		
△		
△		
△		
△		
△		
△		

DATE ISSUED:	01/22/2016
SVA PROJECT NO:	2014-40129
SCALE:	As indicated

SHEET NUMBER: A124-D

SHEET TITLE:

SLAB PLAN - CATWALK LEVEL - SECTOR D

hok SVA ARCHITECTS

3 MACARTHUR PLACE, SUITE 850 SANTA ANA, CA 92707
T 949.809.3380 WWW.SVA-ARCHITECTS.COM

THIS DOCUMENT CONTAINS INFORMATION PROPRIETARY TO SVA ARCHITECTS INC. AND IS FURNISHED IN CONFIDENCE FOR THE LIMITED PURPOSE OF EVALUATION, BIDDING OR REVIEW. THIS DOCUMENT OR ITS CONTENTS MAY NOT BE USED FOR ANY OTHER PURPOSE AND MAY NOT BE REPRODUCED OR DISCLOSED TO OTHERS WITHOUT THE PRIOR WRITTEN CONSENT OF SVA ARCHITECTS INC. ALL RIGHTS RESERVED. © COPYRIGHT 2015.

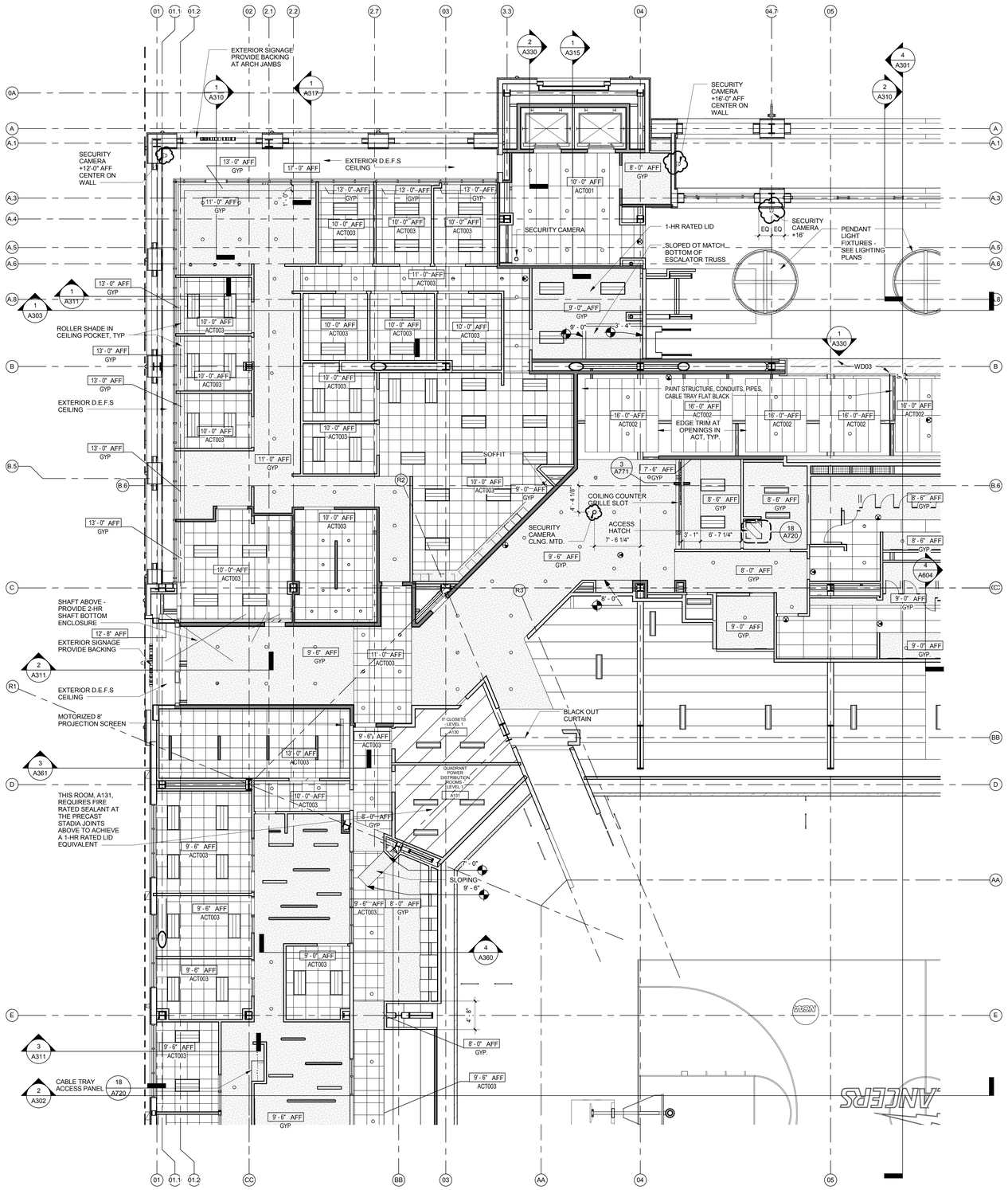

REFLECTED CEILING PLAN TYPICAL NOTES

1. HOME TEAM LOCKER ROOM LIGHTING, REFERENCE LIGHTING PLANS. SYMBOLS SHOWN FOR REFERENCE ONLY.

2. SEE LIGHTING AND ELECTRICAL PLANS FOR LOCATION OF LIGHTING FIXTURES

3. SEE MECHANICAL PLANS FOR LOCATIONS OF DIFFUSERS AND GRILLES

4. FIRE PROOFING:

A. 2-HR RATED FIRE PROOFING IS REQUIRED AT ALL STRUCTURAL COLUMNS AND FLOOR FRAMING BEAMS. FIRE PROOFING SHALL BE SPRAY APPLIED U.N.O.. SEE **SHEET A710** FOR ASSEMBLIES.

B. TYPICAL ROOF STRUCTURAL FRAMING AND DECK SHALL BE FIRE PROTECTED PER DETAILS ON **SHEET A710.**

C. SEE SHEET **A140.1** FOR FIRE PROOFING BOUNDARIES AT HIGH ROOF OVER SEATING BOWL. FIRE PROOFING DETAILS PER **SHEET A710** FIRE PROOFING PER CBC TABLE 601 FOOTNOTE b WITH PROPOSED EQUIVALENT COVERAGE AS APPROVED BY AHJ.

D. PRECAST CONCRETE STADIA "GRANDSTANDS" JOINT SEALANTS ARE NOT RATED UNLESS NOTED OTHERWISE. PLEASE REFERENCE CODE REPORT SECTION 3.2.1.

5. IN PUBLIC AREAS CEILING ACCESS HATCH DOORS SHALL THE TYPE MADE TO RECEIVE THE FINISH OF THE SURROUNDING CEILING MATERIAL.

6. CEILING ACCESS PANELS SHALL BE LOCATED AT SMOKE FIRE DAMPERS, PLUMBING VALVES, ETC. AS REQUIRED FOR ACCESS TO MECHANICAL EQUIPMENT. FINAL LOCATIONS SHALL BE APPROVED BY THE ARCHITECT PRIOR TO INSTALL.

7. ALL GYPSUM BOARD CEILINGS SHALL BE PAINTED PER CBU STANDARD CEILING PAINT, U.N.O.

8. ALL EXPOSED STEEL STRUCTURE AND DECK IN BACK OF HOUSE AREAS TO BE LEFT UN-PAINTED.

9. ALL WALLS THAT EXTEND TO STRUCTURE AND ARE EXPOSED TO VIEW SHALL BE TEXTURED AND PAINTED FULL HEIGHT.

REFLECTED CEILING PLAN TYPICAL NOTES

RCP LEGEND

- 24"X96" ACT01
- 24"X72" ACT02
- 24"X24" ACT03
- 24"X48" ACT04
- 24"X24" WASHABLE ACT05
- GYPSUM CEILING
- WOOD CEILING
- EXPOSED , PTD.

LEGEND

- RECESSED SUPPLY AIR GRILL, SEE MECH. DRAWINGS
- RECESSED RETURN AIR GRILL, SEE MECH. DRAWINGS
- RECESSED EXHAUST AIR GRILL, SEE MECH. DRAWINGS
- 2X2 LUMINAIRE, SEE ELEC. DRAWINGS*
- 2X4 OR 1X4 LUMINAIRE, SEE ELEC. DRAWINGS*
- RECESSED COMPACT FLUORESCENT DOWNLIGHT, SEE ELEC. DRAWINGS*
- SUSPENDED FIXTURE, SEE ELEC. DRAWINGS*
- SUSPENDED STRIP FIXTURE, SEE ELEC. DRAWINGS*
- WALL-MOUNTED WRAPAROUND FLUORESCENT FIXTURE, SEE ELEC. DRAWINGS*
- EXIT SIGNAGE
- SPEAKERS, SEE ELEC. AND AV DRAWINGS

NOTES:
1. FOR GYPSUM BOARD CEILING DETAILS,
2. FOR LAY-IN PANEL CEILING DETAILS,

* REFER TO ELECTRICAL DRAWINGS FOR LOCATIONS OF EMERGENCY LIGHTING.

REFLECTED CEILING PLAN FIXTURE LEGEND

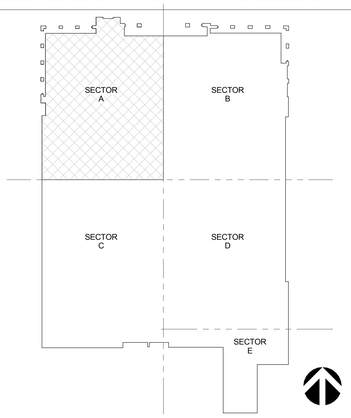

KEY PLAN SECTOR A

EVENT LEVEL - SECTOR A | 1/8" = 1'-0" | A1

CALIFORNIA BAPTIST UNIVERSITY

EVENTS CENTER

8431 DIANA AVENUE, RIVERSIDE, CA

cbu

-

LICENSED ARCHITECT ROBERT M. SIMONS No. C-18301 Jan. 31, 2017 STATE OF CALIFORNIA

REVISIONS:

	DESCRIPTION	DATE
7	ASI 017	5-17-16

DATE ISSUED: 01/22/2016

SVA PROJECT NO: 2014-40129

SCALE: As indicated

SHEET NUMBER: A131-A

SHEET TITLE:

RCP - EVENT LEVEL - SECTOR A

HOK SVA ARCHITECTS

3 MACARTHUR PLACE, SUITE 850 SANTA ANA, CA 92707

T 949.809.3380 WWW.SVA-ARCHITECTS.COM

THIS DOCUMENT CONTAINS INFORMATION PROPRIETARY TO SVA ARCHITECTS INC. AND IS FURNISHED IN CONFIDENCE FOR THE LIMITED PURPOSE OF EVALUATION, BIDDING OR REVIEW. THIS DOCUMENT OR ITS CONTENTS MAY NOT BE USED FOR ANY OTHER PURPOSE AND MAY NOT BE REPRODUCED OR DISCLOSED TO OTHERS WITHOUT THE PRIOR WRITTEN CONSENT OF SVA ARCHITECTS INC. ALL RIGHTS RESERVED. © COPYRIGHT 2015.

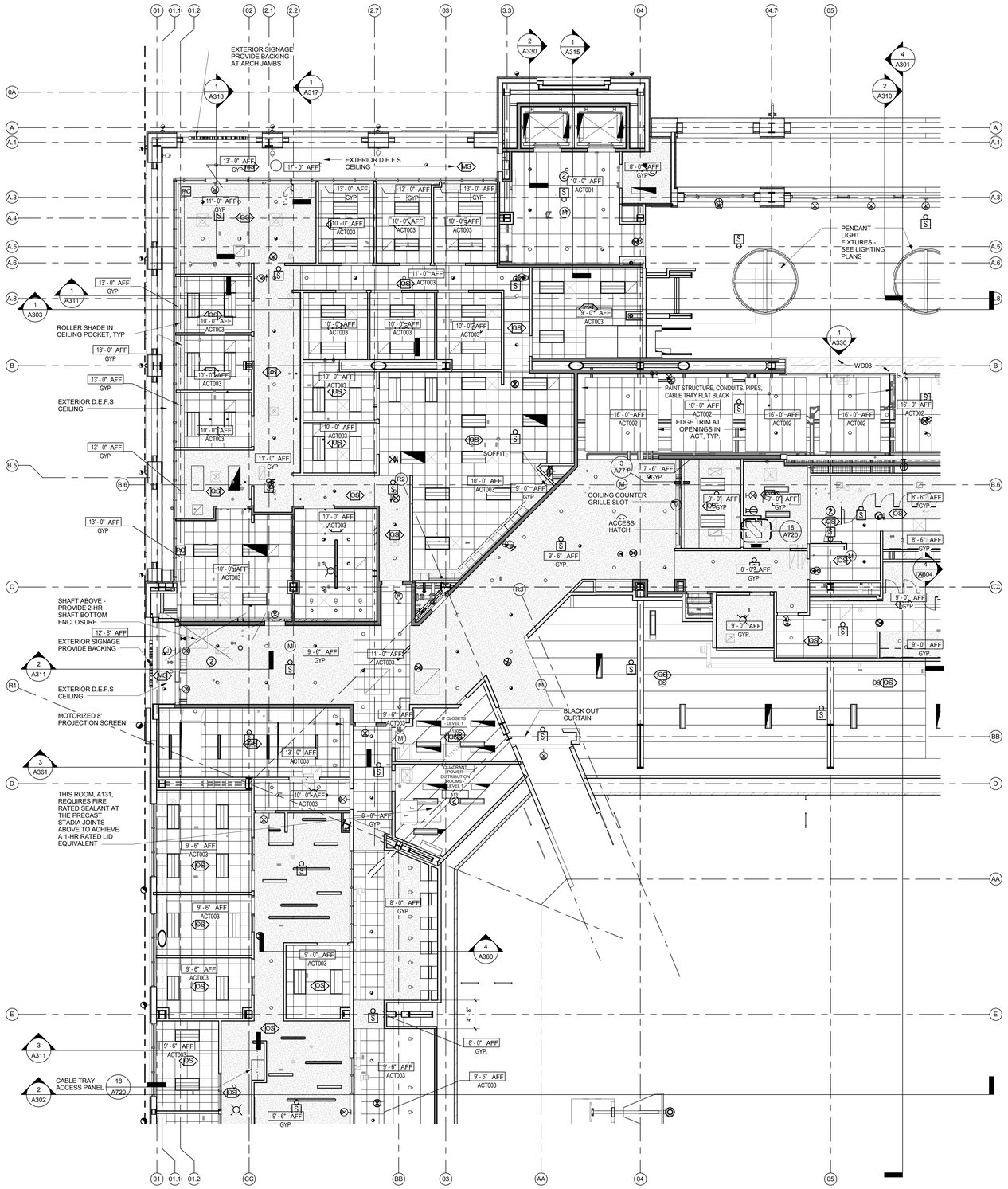

REFLECTED CEILING PLAN TYPICAL NOTES

1. HOME TEAM LOCKER ROOM LIGHTING, REFERENCE LIGHTING PLANS. SYMBOLS SHOWN FOR REFERENCE ONLY.
2. SEE LIGHTING AND ELECTRICAL PLANS FOR LOCATION OF LIGHTING FIXTURES
3. SEE MECHANICAL PLANS FOR LOCATIONS OF DIFFUSERS AND GRILLES
4. FIRE PROOFING:

A. 2-HR RATED FIRE PROOFING IS REQUIRED AT ALL STRUCTURAL COLUMNS AND FLOOR FRAMING BEAMS. FIRE PROOFING SHALL BE SPRAY APPLIED U.N.O.. SEE **SHEET A710** FOR ASSEMBLIES.

B. TYPICAL ROOF STRUCTURAL FRAMING AND DECK SHALL BE FIRE PROTECTED PER DETAILS ON **SHEET A710.**

C. SEE SHEET **A140.1** FOR FIRE PROOFING BOUNDARIES AT HIGH ROOF OVER SEATING BOWL. FIRE PROOFING DETAILS PER **SHEET A710** FIRE PROOFING PER CBC TABLE 601 FOOTNOTE b WITH PROPOSED EQUIVALENT COVERAGE AS APPROVED BY AHJ.

D. PRECAST CONCRETE STADIA "GRANDSTANDS" JOINT SEALANTS ARE NOT RATED UNLESS NOTED OTHERWISE. PLEASE REFERENCE CODE REPORT SECTION 3.2.1.

5. IN PUBLIC AREAS CEILING ACCESS HATCH DOORS SHALL THE TYPE MADE TO RECEIVE THE FINISH OF THE SURROUNDING CEILING MATERIAL.
6. CEILING ACCESS PANELS SHALL BE LOCATED AT SMOKE FIRE DAMPERS, PLUMBING VALVES, ETC. AS REQUIRED FOR ACCESS TO MECHANICAL EQUIPMENT. FINAL LOCATIONS SHALL BE APPROVED BY THE ARCHITECT PRIOR TO INSTALL.
7. ALL GYPSUM BOARD CEILINGS SHALL BE PAINTED PER CBU STANDARD CEILING PAINT, U.N.O.
8. ALL EXPOSED STEEL STRUCTURE AND DECK IN BACK OF HOUSE AREAS TO BE LEFT UN-PAINTED.
9. ALL WALLS THAT EXTEND TO STRUCTURE AND ARE EXPOSED TO VIEW SHALL BE TEXTURED AND PAINTED FULL HEIGHT.

REFLECTED CEILING PLAN TYPICAL NOTES

RCP LEGEND

- 24"X96" ACT01
- 24"X72" ACT02
- 24"X24" ACT03
- 24"X48" ACT04
- 24"X24" WASHABLE ACT05
- GYPSUM CEILING
- WOOD CEILING
- EXPOSED , PTD.

LEGEND

- RECESSED SUPPLY AIR GRILL, SEE MECH. DRAWINGS
- RECESSED RETURN AIR GRILL, SEE MECH. DRAWINGS
- RECESSED EXHAUST AIR GRILL, SEE MECH. DRAWINGS
- 2X2 LUMINAIRE, SEE ELEC. DRAWINGS*
- 2X4 OR 1X4 LUMINAIRE, SEE ELEC. DRAWINGS*
- RECESSED COMPACT FLUORESCENT DOWNLIGHT, SEE ELEC. DRAWINGS*
- SUSPENDED FIXTURE, SEE ELEC. DRAWINGS*
- SUSPENDED STRIP FIXTURE, SEE ELEC. DRAWINGS*
- WALL-MOUNTED WRAPAROUND FLUORESCENT FIXTURE, SEE ELEC. DRAWINGS*
- EXIT SIGNAGE
- SPEAKERS, SEE ELEC. AND AV DRAWINGS

NOTES:
1. FOR GYPSUM BOARD CEILING DETAILS,
2. FOR LAY-IN PANEL CEILING DETAILS,

* REFER TO ELECTRICAL DRAWINGS FOR LOCATIONS OF EMERGENCY LIGHTING.

REFLECTED CEILING PLAN FIXTURE LEGEND

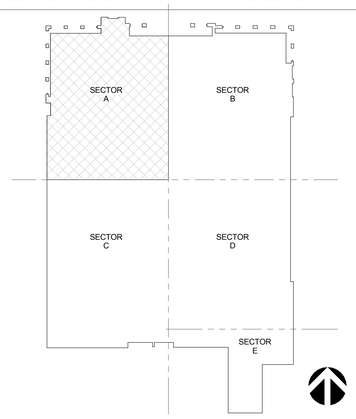

KEY PLAN SECTOR A

EVENT LEVEL - SECTOR A | 1/8" = 1'-0" | A1

CALIFORNIA BAPTIST UNIVERSITY
EVENTS CENTER
8431 DIANA AVENUE, RIVERSIDE, CA

ISSUE FOR CONSTRUCTION 01-22-2016

REVISIONS:

	DESCRIPTION	DATE

DATE ISSUED: 01/22/2016
SVA PROJECT NO: 2014-40129
SCALE: As indicated

SHEET NUMBER: A131-A
SHEET TITLE:

RCP - EVENT LEVEL - SECTOR A

3 MACARTHUR PLACE, SUITE 850 SANTA ANA, CA 92707
T 949.809.3380 WWW.SVA-ARCHITECTS.COM

THIS DOCUMENT CONTAINS INFORMATION PROPRIETARY TO SVA ARCHITECTS INC. AND IS FURNISHED IN CONFIDENCE FOR THE LIMITED PURPOSE OF EVALUATION, BIDDING OR REVIEW. THIS DOCUMENT OR ITS CONTENTS MAY NOT BE USED FOR ANY OTHER PURPOSE AND MAY NOT BE REPRODUCED OR DISCLOSED TO OTHERS WITHOUT THE PRIOR WRITTEN CONSENT OF SVA ARCHITECTS INC. ALL RIGHTS RESERVED, © COPYRIGHT 2015.

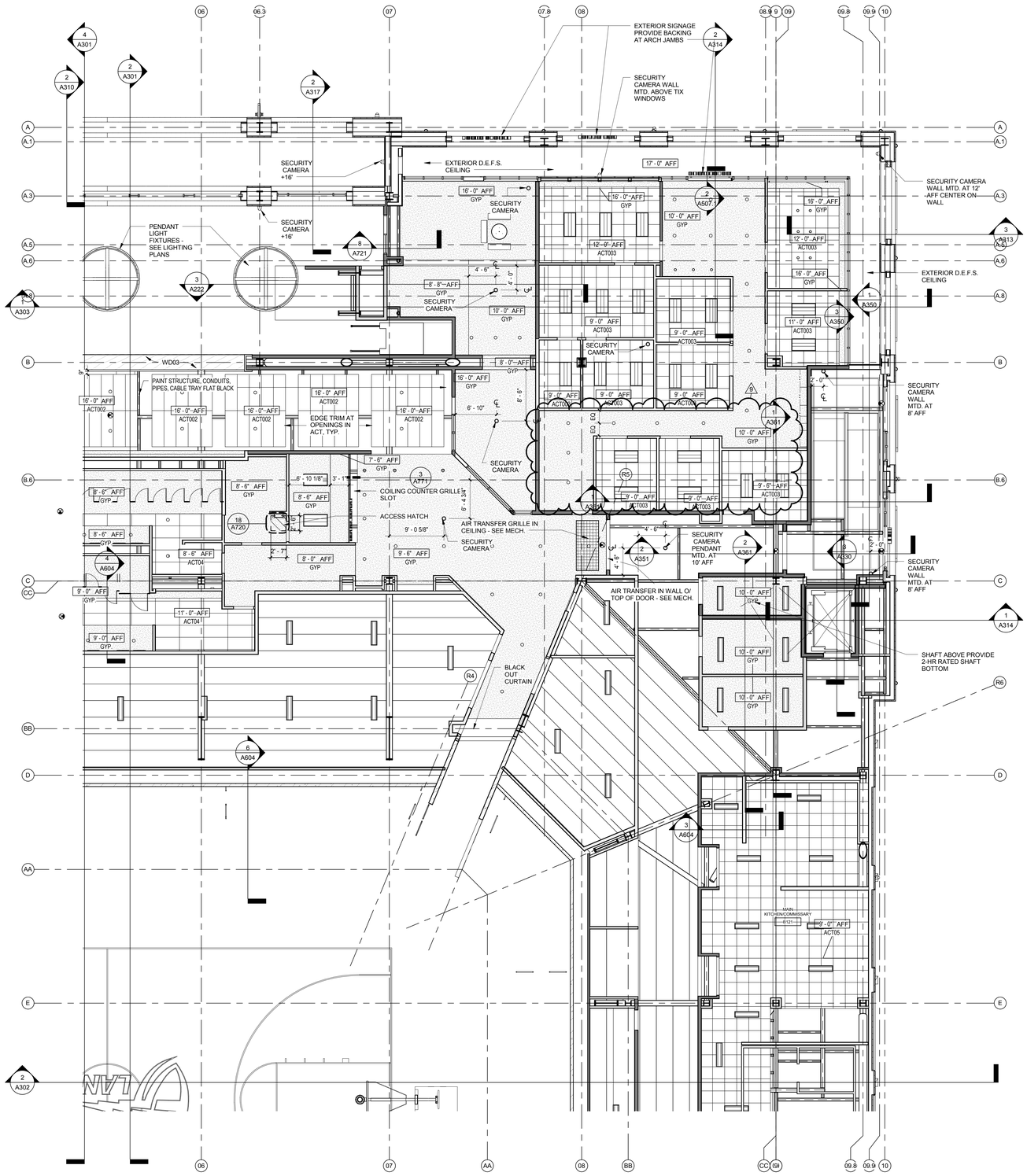

REFLECTED CEILING PLAN TYPICAL NOTES

1. HOME TEAM LOCKER ROOM LIGHTING, REFERENCE LIGHTING PLANS. SYMBOLS SHOWN FOR REFERENCE ONLY.

2. SEE LIGHTING AND ELECTRICAL PLANS FOR LOCATION OF LIGHTING FIXTURES

3. SEE MECHANICAL PLANS FOR LOCATIONS OF DIFFUSERS AND GRILLES

4. FIRE PROOFING:

A. 2-HR RATED FIRE PROOFING IS REQUIRED AT ALL STRUCTURAL COLUMNS AND FLOOR FRAMING BEAMS. FIRE PROOFING SHALL BE SPRAY APPLIED U.N.O.. SEE **SHEET A710** FOR ASSEMBLIES.

B. TYPICAL ROOF STRUCTURAL FRAMING AND DECK SHALL BE FIRE PROTECTED PER DETAILS ON **SHEET A710.**

C. SEE SHEET **A140.1** FOR FIRE PROOFING BOUNDARIES AT HIGH ROOF OVER SEATING BOWL. FIRE PROOFING DETAILS PER **SHEET A710**. FIRE PROOFING PER CBC TABLE 601 FOOTNOTE b WITH PROPOSED EQUIVALENT COVERAGE AS APPROVED BY AHJ.

D. PRECAST CONCRETE STADIA "GRANDSTANDS" JOINT SEALANTS ARE NOT RATED UNLESS NOTED OTHERWISE. PLEASE REFERENCE CODE REPORT SECTION 3.2.1.

5. IN PUBLIC AREAS CEILING ACCESS HATCH DOORS SHALL THE TYPE MADE TO RECEIVE THE FINISH OF THE SURROUNDING CEILING MATERIAL.

6. CEILING ACCESS PANELS SHALL BE LOCATED AT SMOKE FIRE DAMPERS, PLUMBING VALVES, ETC. AS REQUIRED FOR ACCESS TO MECHANICAL EQUIPMENT. FINAL LOCATIONS SHALL BE APPROVED BY THE ARCHITECT PRIOR TO INSTALL.

7. ALL GYPSUM BOARD CEILINGS SHALL BE PAINTED PER CBU STANDARD CEILING PAINT, U.N.O.

8. ALL EXPOSED STEEL STRUCTURE AND DECK IN BACK OF HOUSE AREAS TO BE LEFT UN-PAINTED.

9. ALL WALLS THAT EXTEND TO STRUCTURE AND ARE EXPOSED TO VIEW SHALL BE TEXTURED AND PAINTED FULL HEIGHT.

REFLECTED CEILING PLAN TYPICAL NOTES

RCP LEGEND

- 24"X96" ACT01
- 24"X72" ACT02
- 24"X24" ACT03
- 24"X48" ACT04
- 24"X24" WASHABLE ACT05
- GYPSUM CEILING
- WOOD CEILING
- EXPOSED , PTD.

LEGEND

- RECESSED SUPPLY AIR GRILL, SEE MECH. DRAWINGS
- RECESSED RETURN AIR GRILL, SEE MECH. DRAWINGS
- RECESSED EXHAUST AIR GRILL, SEE MECH. DRAWINGS
- 2X2 LUMINAIRE, SEE ELEC. DRAWINGS*
- 2X4 OR 1X4 LUMINAIRE, SEE ELEC. DRAWINGS*
- RECESSED COMPACT FLUORESCENT DOWNLIGHT, SEE ELEC. DRAWINGS*
- SUSPENDED FIXTURE, SEE ELEC. DRAWINGS*
- SUSPENDED STRIP FIXTURE, SEE ELEC. DRAWINGS*
- WALL-MOUNTED WRAPAROUND FLUORESCENT FIXTURE, SEE ELEC. DRAWINGS*
- EXIT SIGNAGE
- SPEAKERS, SEE ELEC. AND AV DRAWINGS

NOTES:
1. FOR GYPSUM BOARD CEILING DETAILS,
2. FOR LAY-IN PANEL CEILING DETAILS,

* REFER TO ELECTRICAL DRAWINGS FOR LOCATIONS OF EMERGENCY LIGHTING.

REFLECTED CEILING PLAN FIXTURE LEGEND

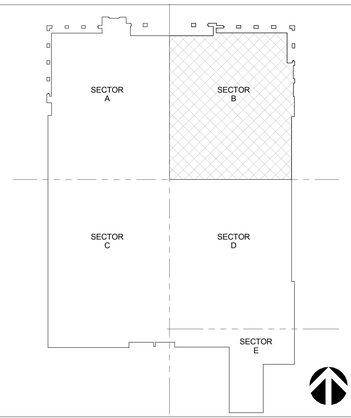

KEY PLAN SECTOR B

EVENT LEVEL - SECTOR B | 1/8" = 1'-0" | **A1**

CALIFORNIA BAPTIST UNIVERSITY

EVENTS CENTER

8431 DIANA AVENUE, RIVERSIDE, CA

cbu

-

REVISIONS:

	DESCRIPTION	DATE
7	ASI 017	5-17-16
8	RFCP 005	5-31-16

DATE ISSUED: 01/22/2016

SVA PROJECT NO: 2014-40129

SCALE: As indicated

SHEET NUMBER: A131-B

SHEET TITLE:

RCP - EVENT LEVEL - SECTOR B

3 MACARTHUR PLACE, SUITE 850 SANTA ANA, CA 92707
T 949.809.3380 WWW.SVA-ARCHITECTS.COM

THIS DOCUMENT CONTAINS INFORMATION PROPRIETARY TO SVA ARCHITECTS INC. AND IS FURNISHED IN CONFIDENCE FOR THE LIMITED PURPOSE OF EVALUATION, BIDDING OR REVIEW. THIS DOCUMENT OR ITS CONTENTS MAY NOT BE USED FOR ANY OTHER PURPOSE AND MAY NOT BE REPRODUCED OR DISCLOSED TO OTHERS WITHOUT THE PRIOR WRITTEN CONSENT OF SVA ARCHITECTS INC. ALL RIGHTS RESERVED. © COPYRIGHT 2015.

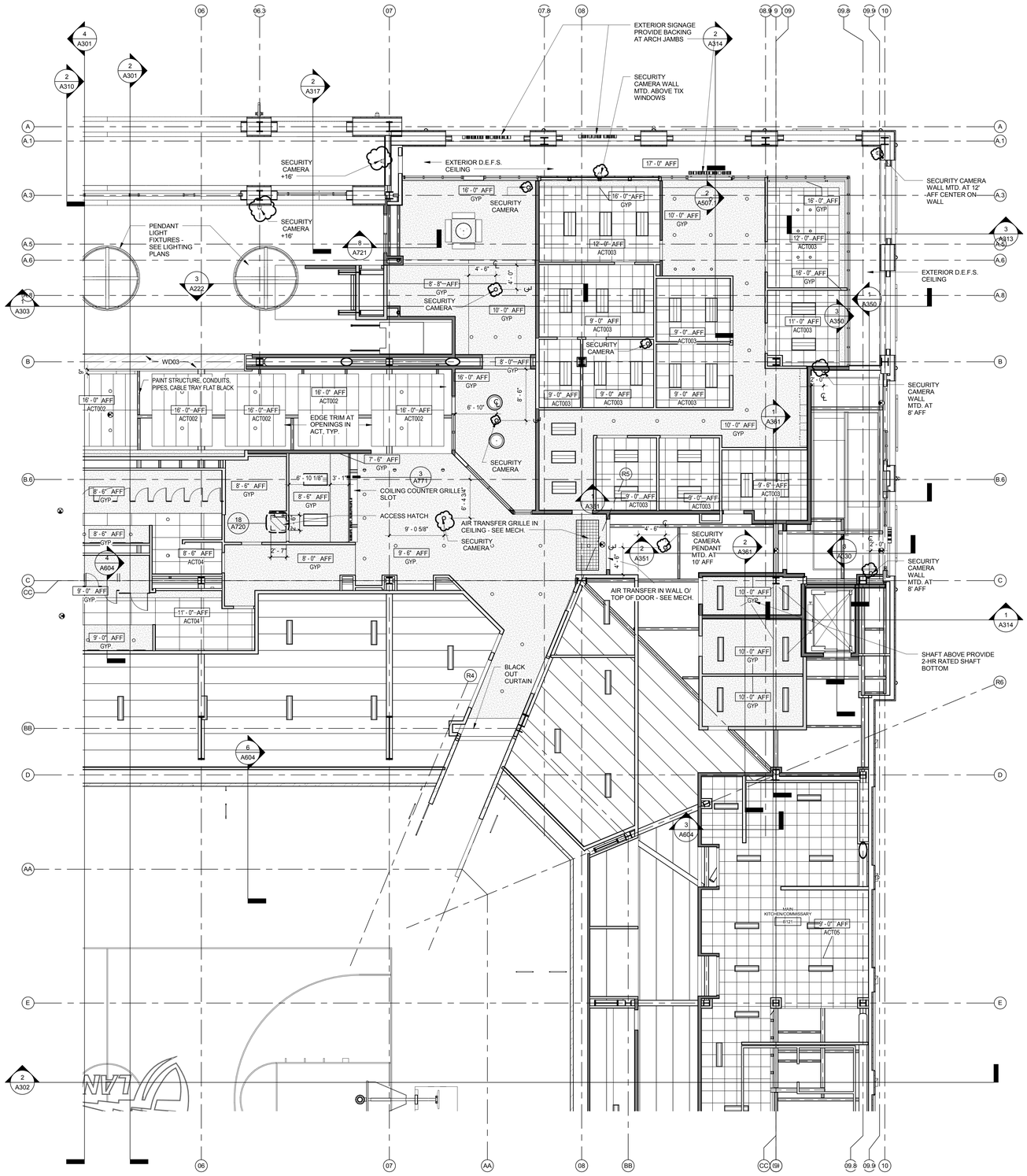

REFLECTED CEILING PLAN TYPICAL NOTES

1. HOME TEAM LOCKER ROOM LIGHTING, REFERENCE LIGHTING PLANS. SYMBOLS SHOWN FOR REFERENCE ONLY.

2. SEE LIGHTING AND ELECTRICAL PLANS FOR LOCATION OF LIGHTING FIXTURES

3. SEE MECHANICAL PLANS FOR LOCATIONS OF DIFFUSERS AND GRILLES

4. FIRE PROOFING:

A. 2-HR RATED FIRE PROOFING IS REQUIRED AT ALL STRUCTURAL COLUMNS AND FLOOR FRAMING BEAMS. FIRE PROOFING SHALL BE SPRAY APPLIED U.N.O.. SEE **SHEET A710** FOR ASSEMBLIES.

B. TYPICAL ROOF STRUCTURAL FRAMING AND DECK SHALL BE FIRE PROTECTED PER DETAILS ON **SHEET A710.**

C. SEE SHEET **A140.1** FOR FIRE PROOFING BOUNDARIES AT HIGH ROOF OVER SEATING BOWL. FIRE PROOFING DETAILS PER **SHEET A710**. FIRE PROOFING PER CBC TABLE 601 FOOTNOTE b WITH PROPOSED EQUIVALENT COVERAGE AS APPROVED BY AHJ.

D. PRECAST CONCRETE STADIA "GRANDSTANDS" JOINT SEALANTS ARE NOT RATED UNLESS NOTED OTHERWISE. PLEASE REFERENCE CODE REPORT SECTION 3.2.1.

5. IN PUBLIC AREAS CEILING ACCESS HATCH DOORS SHALL THE TYPE MADE TO RECEIVE THE FINISH OF THE SURROUNDING CEILING MATERIAL.

6. CEILING ACCESS PANELS SHALL BE LOCATED AT SMOKE FIRE DAMPERS, PLUMBING VALVES, ETC. AS REQUIRED FOR ACCESS TO MECHANICAL EQUIPMENT. FINAL LOCATIONS SHALL BE APPROVED BY THE ARCHITECT PRIOR TO INSTALL.

7. ALL GYPSUM BOARD CEILINGS SHALL BE PAINTED PER CBU STANDARD CEILING PAINT, U.N.O.

8. ALL EXPOSED STEEL STRUCTURE AND DECK IN BACK OF HOUSE AREAS TO BE LEFT UN-PAINTED.

9. ALL WALLS THAT EXTEND TO STRUCTURE AND ARE EXPOSED TO VIEW SHALL BE TEXTURED AND PAINTED FULL HEIGHT.

REFLECTED CEILING PLAN TYPICAL NOTES

RCP LEGEND

- 24"X96" ACT01
- 24"X72" ACT02
- 24"X24" ACT03
- 24"X48" ACT04
- 24"X24" WASHABLE ACT05
- GYPSUM CEILING
- WOOD CEILING
- EXPOSED , PTD.

LEGEND

- RECESSED SUPPLY AIR GRILL, SEE MECH. DRAWINGS
- RECESSED RETURN AIR GRILL, SEE MECH. DRAWINGS
- RECESSED EXHAUST AIR GRILL, SEE MECH. DRAWINGS
- 2X2 LUMINAIRE, SEE ELEC. DRAWINGS*
- 2X4 OR 1X4 LUMINAIRE, SEE ELEC. DRAWINGS*
- RECESSED COMPACT FLUORESCENT DOWNLIGHT, SEE ELEC. DRAWINGS*
- SUSPENDED FIXTURE, SEE ELEC. DRAWINGS*
- SUSPENDED STRIP FIXTURE, SEE ELEC. DRAWINGS*
- WALL-MOUNTED WRAPAROUND FLUORESCENT FIXTURE, SEE ELEC. DRAWINGS*
- EXIT SIGNAGE
- SPEAKERS, SEE ELEC. AND AV DRAWINGS

NOTES:
1. FOR GYPSUM BOARD CEILING DETAILS,
2. FOR LAY-IN PANEL CEILING DETAILS,

* REFER TO ELECTRICAL DRAWINGS FOR LOCATIONS OF EMERGENCY LIGHTING.

REFLECTED CEILING PLAN FIXTURE LEGEND

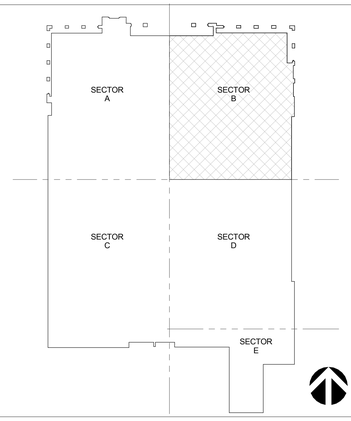

KEY PLAN SECTOR B

EVENT LEVEL - SECTOR B | 1/8" = 1'-0" | **A1**

CALIFORNIA BAPTIST UNIVERSITY

EVENTS CENTER

8431 DIANA AVENUE, RIVERSIDE, CA

cbu

-

LICENSED ARCHITECT ROBERT M. SIMONS No. C-18301 Jan. 31, 2017 STATE OF CALIFORNIA

REVISIONS:

	DESCRIPTION	DATE
7.	ASI 017	5-17-16

DATE ISSUED: 01/22/2016

SVA PROJECT NO: 2014-40129

SCALE: As indicated

SHEET NUMBER: A131-B

SHEET TITLE:

RCP - EVENT LEVEL - SECTOR B

HOK SVA ARCHITECTS

3 MACARTHUR PLACE, SUITE 850 SANTA ANA, CA 92707

T 949.809.3380 WWW.SVA-ARCHITECTS.COM

THIS DOCUMENT CONTAINS INFORMATION PROPRIETARY TO SVA ARCHITECTS INC. AND IS FURNISHED IN CONFIDENCE FOR THE LIMITED PURPOSE OF EVALUATION, BIDDING OR REVIEW. THIS DOCUMENT OR ITS CONTENTS MAY NOT BE USED FOR ANY OTHER PURPOSE AND MAY NOT BE REPRODUCED OR DISCLOSED TO OTHERS WITHOUT THE PRIOR WRITTEN CONSENT OF SVA ARCHITECTS INC. ALL RIGHTS RESERVED. © COPYRIGHT 2015.

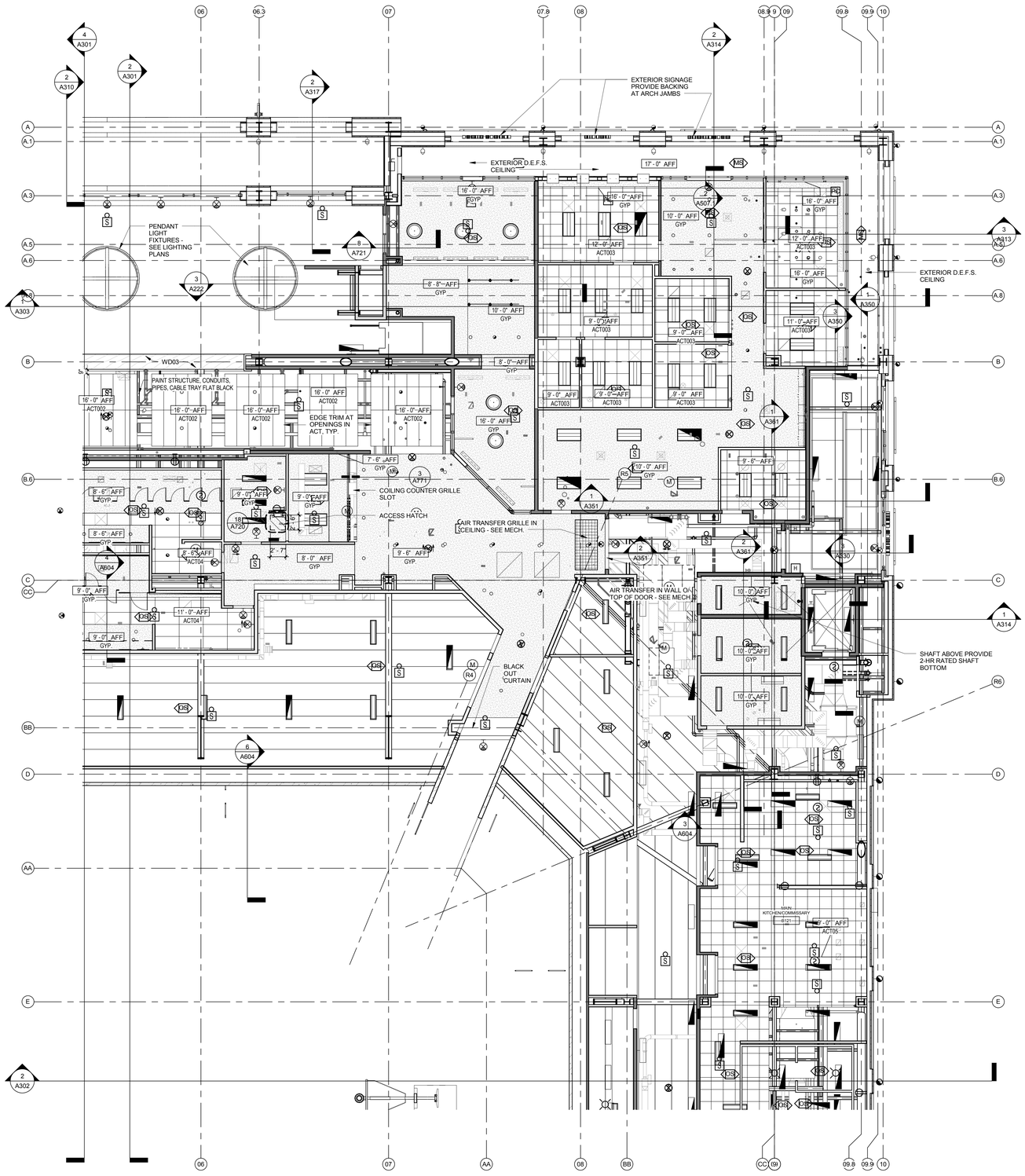

REFLECTED CEILING PLAN TYPICAL NOTES

REFLECTED CEILING PLAN TYPICAL NOTES

1. HOME TEAM LOCKER ROOM LIGHTING, REFERENCE LIGHTING PLANS. SYMBOLS SHOWN FOR REFERENCE ONLY.
2. SEE LIGHTING AND ELECTRICAL PLANS FOR LOCATION OF LIGHTING FIXTURES
3. SEE MECHANICAL PLANS FOR LOCATIONS OF DIFFUSERS AND GRILLES
4. FIRE PROOFING:

A. 2-HR RATED FIRE PROOFING IS REQUIRED AT ALL STRUCTURAL COLUMNS AND FLOOR FRAMING BEAMS. FIRE PROOFING SHALL BE SPRAY APPLIED U.N.O.. SEE **SHEET A710** FOR ASSEMBLIES.

B. TYPICAL ROOF STRUCTURAL FRAMING AND DECK SHALL BE FIRE PROTECTED PER DETAILS ON **SHEET A710**.

C. SEE SHEET **A140.1** FOR FIRE PROOFING BOUNDARIES AT HIGH ROOF OVER SEATING BOWL. FIRE PROOFING DETAILS PER **SHEET A710**. FIRE PROOFING PER CBC TABLE 601 FOOTNOTE b WITH PROPOSED EQUIVALENT COVERAGE AS APPROVED BY AHJ.

D. PRECAST CONCRETE STADIA "GRANDSTANDS" JOINT SEALANTS ARE NOT RATED UNLESS NOTED OTHERWISE. PLEASE REFERENCE CODE REPORT SECTION 3.2.1.

5. IN PUBLIC AREAS CEILING ACCESS HATCH DOORS SHALL THE TYPE MADE TO RECEIVE THE FINISH OF THE SURROUNDING CEILING MATERIAL.
6. CEILING ACCESS PANELS SHALL BE LOCATED AT SMOKE FIRE DAMPERS, PLUMBING VALVES, ETC. AS REQUIRED FOR ACCESS TO MECHANICAL EQUIPMENT. FINAL LOCATIONS SHALL BE APPROVED BY THE ARCHITECT PRIOR TO INSTALL.
7. ALL GYPSUM BOARD CEILINGS SHALL BE PAINTED PER CBU STANDARD CEILING PAINT, U.N.O.
8. ALL EXPOSED STEEL STRUCTURE AND DECK IN BACK OF HOUSE AREAS TO BE LEFT UN-PAINTED.
9. ALL WALLS THAT EXTEND TO STRUCTURE AND ARE EXPOSED TO VIEW SHALL BE TEXTURED AND PAINTED FULL HEIGHT.

RCP LEGEND

- 24"X96" ACT01
- 24"X72" ACT02
- 24"X24" ACT03
- 24"X48" ACT04
- 24"X24" WASHABLE ACT05
- GYPSUM CEILING
- WOOD CEILING
- EXPOSED , PTD.

LEGEND

- RECESSED SUPPLY AIR GRILL, SEE MECH. DRAWINGS
- RECESSED RETURN AIR GRILL, SEE MECH. DRAWINGS
- RECESSED EXHAUST AIR GRILL, SEE MECH. DRAWINGS
- 2X2 LUMINAIRE, SEE ELEC. DRAWINGS*
- 2X4 OR 1X4 LUMINAIRE, SEE ELEC. DRAWINGS*
- RECESSED COMPACT FLUORESCENT DOWNLIGHT, SEE ELEC. DRAWINGS*
- SUSPENDED FIXTURE, SEE ELEC. DRAWINGS*
- SUSPENDED STRIP FIXTURE, SEE ELEC. DRAWINGS*
- WALL-MOUNTED W/RAPAROUND FLUORESCENT FIXTURE, SEE ELEC. DRAWINGS*
- EXIT SIGNAGE
- SPEAKERS, SEE ELEC. AND AV DRAWINGS

NOTES:
1. FOR GYPSUM BOARD CEILING DETAILS,
2. FOR LAY-IN PANEL CEILING DETAILS,

* REFER TO ELECTRICAL DRAWINGS FOR LOCATIONS OF EMERGENCY LIGHTING.

REFLECTED CEILING PLAN FIXTURE LEGEND

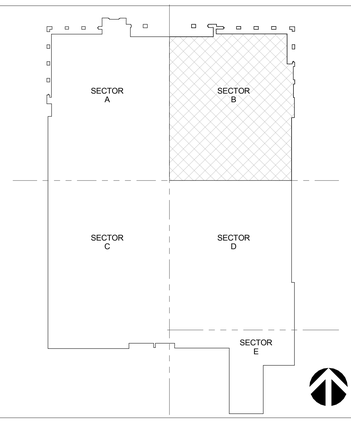

KEY PLAN SECTOR B

EVENT LEVEL - SECTOR B | 1/8" = 1'-0" | A1

CALIFORNIA BAPTIST UNIVERSITY
EVENTS CENTER
8431 DIANA AVENUE, RIVERSIDE, CA

ISSUE FOR CONSTRUCTION 01-22-2016

REVISIONS:

	DESCRIPTION	DATE

DATE ISSUED: 01/22/2016
SVA PROJECT NO: 2014-40129
SCALE: As indicated

SHEET NUMBER: A131-B

SHEET TITLE:

RCP - EVENT LEVEL - SECTOR B

3 MACARTHUR PLACE, SUITE 850 SANTA ANA, CA 92707
T 949.809.3380 WWW.SVA-ARCHITECTS.COM

THIS DOCUMENT CONTAINS INFORMATION PROPRIETARY TO SVA ARCHITECTS INC. AND IS FURNISHED IN CONFIDENCE FOR THE LIMITED PURPOSE OF EVALUATION, BIDDING OR REVIEW. THIS DOCUMENT OR ITS CONTENTS MAY NOT BE USED FOR ANY OTHER PURPOSE AND MAY NOT BE REPRODUCED OR DISCLOSED TO OTHERS WITHOUT THE PRIOR WRITTEN CONSENT OF SVA ARCHITECTS INC. ALL RIGHTS RESERVED. © COPYRIGHT 2015.

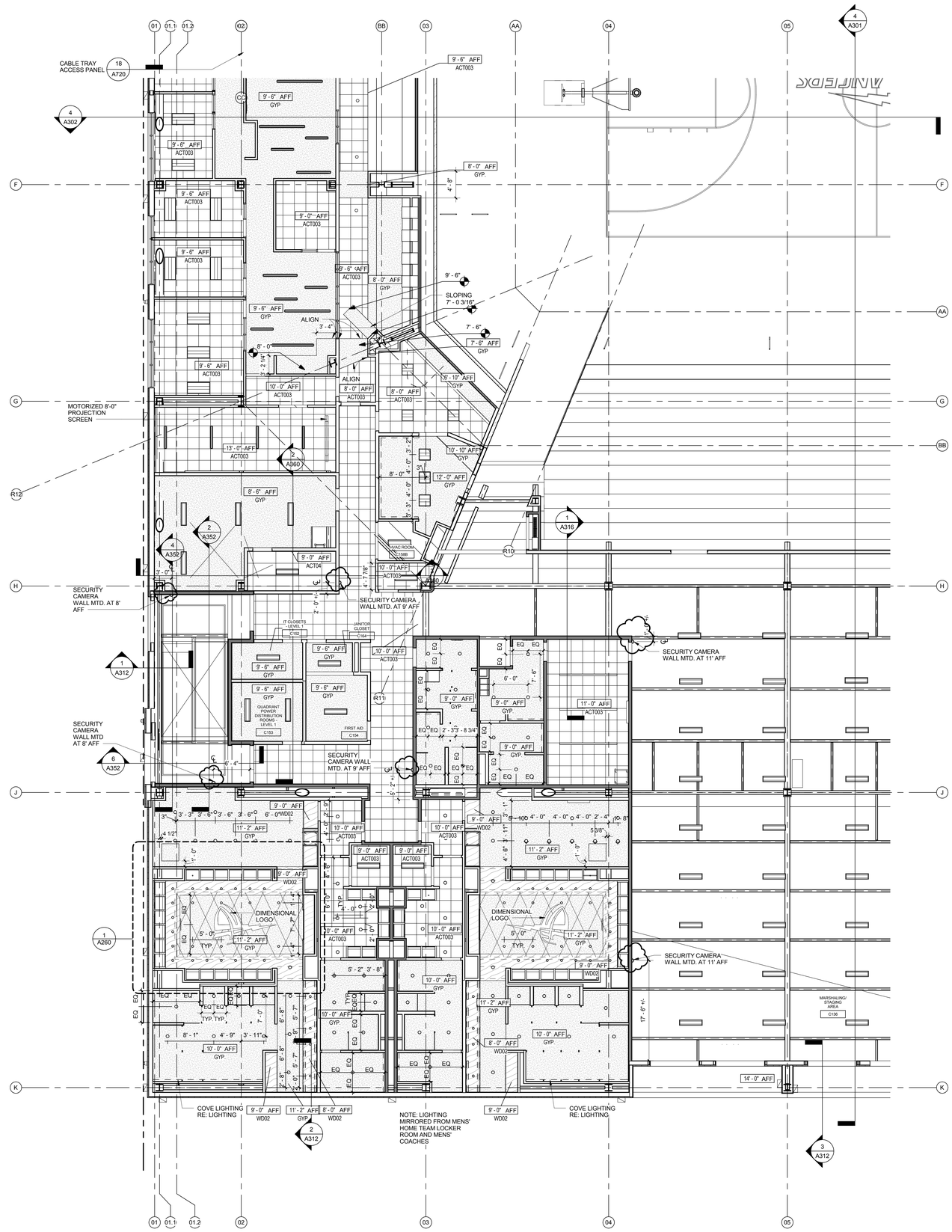

REFLECTED CEILING PLAN TYPICAL NOTES

REFLECTED CEILING PLAN TYPICAL NOTES

1. HOME TEAM LOCKER ROOM LIGHTING, REFERENCE LIGHTING PLANS. SYMBOLS SHOWN FOR REFERENCE ONLY.
2. SEE LIGHTING AND ELECTRICAL PLANS FOR LOCATION OF LIGHTING FIXTURES
3. SEE MECHANICAL PLANS FOR LOCATIONS OF DIFFUSERS AND GRILLES
4. FIRE PROOFING:

A. 2-HR RATED FIRE PROOFING IS REQUIRED AT ALL STRUCTURAL COLUMNS AND FLOOR FRAMING BEAMS. FIRE PROOFING SHALL BE SPRAY APPLIED U.N.O.. SEE **SHEET A710** FOR ASSEMBLIES.

B. TYPICAL ROOF STRUCTURAL FRAMING AND DECK SHALL BE FIRE PROTECTED PER DETAILS ON **SHEET A710.**

C. SEE SHEET **A140.1** FOR FIRE PROOFING BOUNDARIES AT HIGH ROOF OVER SEATING BOWL. FIRE PROOFING DETAILS PER **SHEET A710**. FIRE PROOFING PER CBC TABLE 601 FOOTNOTE b WITH PROPOSED EQUIVALENT COVERAGE AS APPROVED BY AHJ.

D. PRECAST CONCRETE STADIA "GRANDSTANDS" JOINT SEALANTS ARE NOT RATED UNLESS NOTED OTHERWISE. PLEASE REFERENCE CODE REPORT SECTION 3.2.1.

5. IN PUBLIC AREAS CEILING ACCESS HATCH DOORS SHALL THE TYPE MADE TO RECEIVE THE FINISH OF THE SURROUNDING CEILING MATERIAL.
6. CEILING ACCESS PANELS SHALL BE LOCATED AT SMOKE FIRE DAMPERS, PLUMBING VALVES, ETC. AS REQUIRED FOR ACCESS TO MECHANICAL EQUIPMENT. FINAL LOCATIONS SHALL BE APPROVED BY THE ARCHITECT PRIOR TO INSTALL.
7. ALL GYPSUM BOARD CEILINGS SHALL BE PAINTED PER CBU STANDARD CEILING PAINT, U.N.O.
8. ALL EXPOSED STEEL STRUCTURE AND DECK IN BACK OF HOUSE AREAS TO BE LEFT UN-PAINTED.
9. ALL WALLS THAT EXTEND TO STRUCTURE AND ARE EXPOSED TO VIEW SHALL BE TEXTURED AND PAINTED FULL HEIGHT.

RCP LEGEND

- 24"X96" ACT01
- 24"X72" ACT02
- 24"X24" ACT03
- 24"X48" ACT04
- 24"X24" WASHABLE ACT05
- GYPSUM CEILING
- WOOD CEILING
- EXPOSED , PTD.

LEGEND

- RECESSED SUPPLY AIR GRILL, SEE MECH. DRAWINGS
- RECESSED RETURN AIR GRILL, SEE MECH. DRAWINGS
- RECESSED EXHAUST AIR GRILL, SEE MECH. DRAWINGS
- 2X2 LUMINAIRE, SEE ELEC. DRAWINGS*
- 2X4 OR 1X4 LUMINAIRE, SEE ELEC. DRAWINGS*
- RECESSED COMPACT FLUORESCENT DOWNLIGHT, SEE ELEC. DRAWINGS*
- SUSPENDED FIXTURE, SEE ELEC. DRAWINGS*
- SUSPENDED STRIP FIXTURE, SEE ELEC. DRAWINGS*
- WALL-MOUNTED WRAPAROUND FLUORESCENT FIXTURE, SEE ELEC. DRAWINGS*
- EXIT SIGNAGE
- SPEAKERS, SEE ELEC. AND AV DRAWINGS

NOTES:
1. FOR GYPSUM BOARD CEILING DETAILS,
2. FOR LAY-IN PANEL CEILING DETAILS.

* REFER TO ELECTRICAL DRAWINGS FOR LOCATIONS OF EMERGENCY LIGHTING.

REFLECTED CEILING PLAN FIXTURE LEGEND

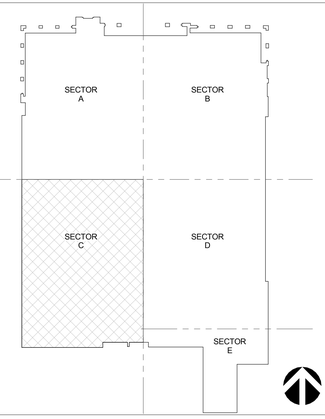

KEY PLAN SECTOR C

EVENT LEVEL - SECTOR C | 1/8" = 1'-0" | **A1**

CALIFORNIA BAPTIST UNIVERSITY

EVENTS CENTER

8431 DIANA AVENUE, RIVERSIDE, CA

cbu

-

LICENSED ARCHITECT ROBERT M. SIMONS No. C-18301 Jan. 31, 2017 STATE OF CALIFORNIA

REVISIONS:

	DESCRIPTION	DATE
7.	ASI 017	5-17-16

DATE ISSUED: 01/22/2016

SVA PROJECT NO: 2014-40129

SCALE: As indicated

SHEET NUMBER: A131-C

SHEET TITLE:

RCP - EVENT LEVEL - SECTOR C

HOK SVA ARCHITECTS

3 MACARTHUR PLACE, SUITE 850 SANTA ANA, CA 92707

T 949.809.3380 WWW.SVA-ARCHITECTS.COM

THIS DOCUMENT CONTAINS INFORMATION PROPRIETARY TO SVA ARCHITECTS INC. AND IS FURNISHED IN CONFIDENCE FOR THE LIMITED PURPOSE OF EVALUATION, BIDDING OR REVIEW. THIS DOCUMENT OR ITS CONTENTS MAY NOT BE USED FOR ANY OTHER PURPOSE AND MAY NOT BE REPRODUCED OR DISCLOSED TO OTHERS WITHOUT THE PRIOR WRITTEN CONSENT OF SVA ARCHITECTS INC. ALL RIGHTS RESERVED. © COPYRIGHT 2015.

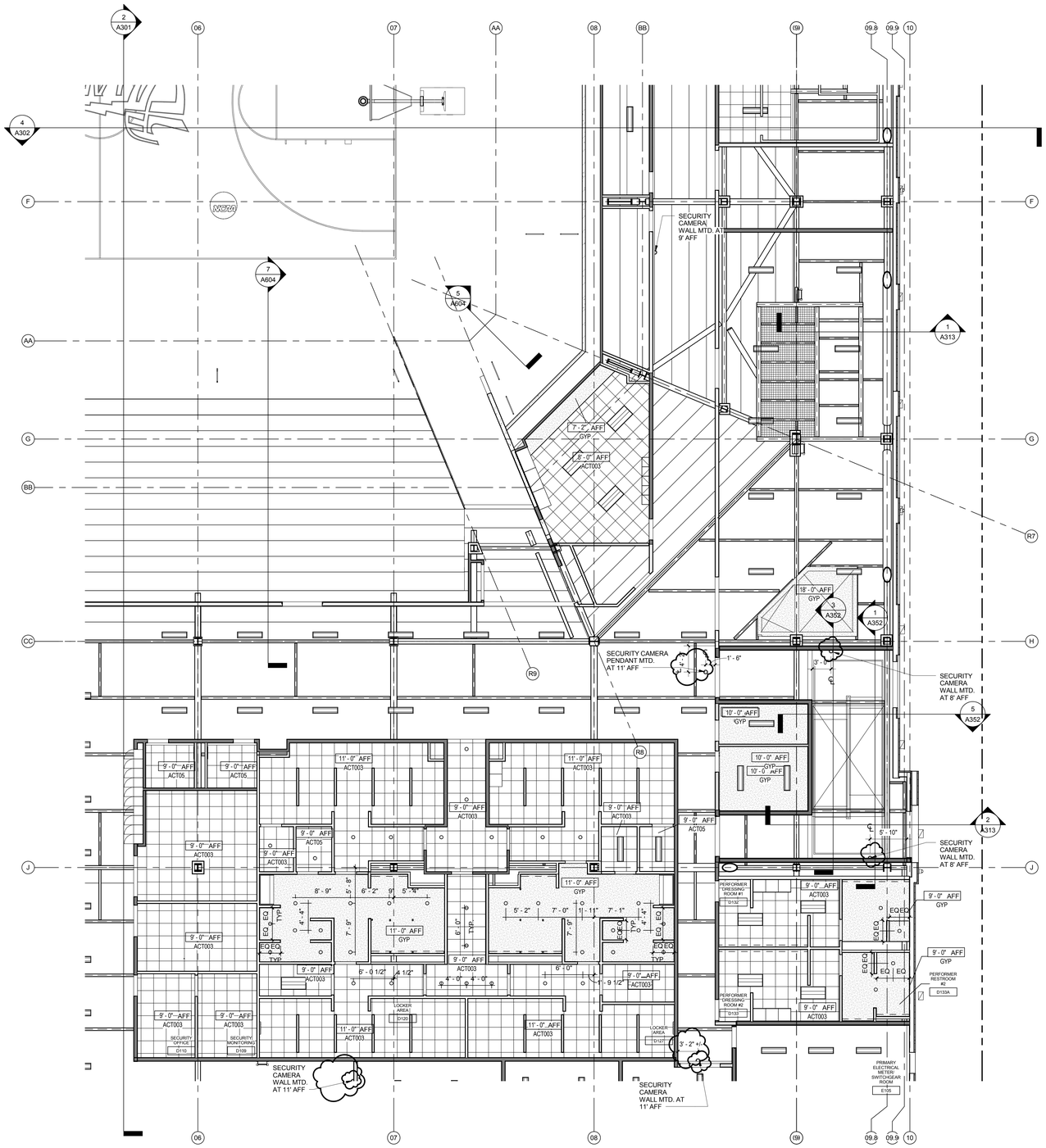

REFLECTED CEILING PLAN TYPICAL NOTES

1. HOME TEAM LOCKER ROOM LIGHTING, REFERENCE LIGHTING PLANS. SYMBOLS SHOWN FOR REFERENCE ONLY.

2. SEE LIGHTING AND ELECTRICAL PLANS FOR LOCATION OF LIGHTING FIXTURES

3. SEE MECHANICAL PLANS FOR LOCATIONS OF DIFFUSERS AND GRILLES

4. FIRE PROOFING:

A. 2-HR RATED FIRE PROOFING IS REQUIRED AT ALL STRUCTURAL COLUMNS AND FLOOR FRAMING BEAMS. FIRE PROOFING SHALL BE SPRAY APPLIED U.N.O.. SEE **SHEET A710** FOR ASSEMBLIES.

B. TYPICAL ROOF STRUCTURAL FRAMING AND DECK SHALL BE FIRE PROTECTED PER DETAILS ON **SHEET A710.**

C. SEE SHEET **A140.1** FOR FIRE PROOFING BOUNDARIES AT HIGH ROOF OVER SEATING BOWL. FIRE PROOFING DETAILS PER **SHEET A710**. FIRE PROOFING PER CBC TABLE 601 FOOTNOTE b WITH PROPOSED EQUIVALENT COVERAGE AS APPROVED BY AHJ.

D. PRECAST CONCRETE STADIA "GRANDSTANDS" JOINT SEALANTS ARE NOT RATED UNLESS NOTED OTHERWISE. PLEASE REFERENCE CODE REPORT SECTION 3.2.1.

5. IN PUBLIC AREAS CEILING ACCESS HATCH DOORS SHALL THE TYPE MADE TO RECEIVE THE FINISH OF THE SURROUNDING CEILING MATERIAL.

6. CEILING ACCESS PANELS SHALL BE LOCATED AT SMOKE FIRE DAMPERS, PLUMBING VALVES, ETC. AS REQUIRED FOR ACCESS TO MECHANICAL EQUIPMENT. FINAL LOCATIONS SHALL BE APPROVED BY THE ARCHITECT PRIOR TO INSTALL.

7. ALL GYPSUM BOARD CEILINGS SHALL BE PAINTED PER CBU STANDARD CEILING PAINT, U.N.O.

8. ALL EXPOSED STEEL STRUCTURE AND DECK IN BACK OF HOUSE AREAS TO BE LEFT UN-PAINTED.

9. ALL WALLS THAT EXTEND TO STRUCTURE AND ARE EXPOSED TO VIEW SHALL BE TEXTURED AND PAINTED FULL HEIGHT.

REFLECTED CEILING PLAN TYPICAL NOTES

RCP LEGEND

- 24"X96" ACT01
- 24"X72" ACT02
- 24"X24" ACT03
- 24"X48" ACT04
- 24"X24" WASHABLE ACT05
- GYPSUM CEILING
- WOOD CEILING
- EXPOSED , PTD.

LEGEND

- RECESSED SUPPLY AIR GRILL, SEE MECH. DRAWINGS
- RECESSED RETURN AIR GRILL, SEE MECH. DRAWINGS
- RECESSED EXHAUST AIR GRILL, SEE MECH. DRAWINGS
- 2X2 LUMINAIRE, SEE ELEC. DRAWINGS*
- 2X4 OR 1X4 LUMINAIRE, SEE ELEC. DRAWINGS*
- RECESSED COMPACT FLUORESCENT DOWNLIGHT, SEE ELEC. DRAWINGS*
- SUSPENDED FIXTURE, SEE ELEC. DRAWINGS*
- SUSPENDED STRIP FIXTURE, SEE ELEC. DRAWINGS*
- WALL-MOUNTED WRAPAROUND FLUORESCENT FIXTURE, SEE ELEC. DRAWINGS*
- EXIT SIGNAGE
- SPEAKERS, SEE ELEC. AND AV DRAWINGS

NOTES:
1. FOR GYPSUM BOARD CEILING DETAILS,
2. FOR LAY-IN PANEL CEILING DETAILS,

* REFER TO ELECTRICAL DRAWINGS FOR LOCATIONS OF EMERGENCY LIGHTING.

REFLECTED CEILING PLAN FIXTURE LEGEND

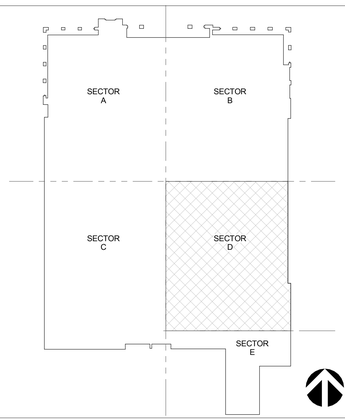

KEY PLAN SECTOR D

EVENT LEVEL - SECTOR D | 1/8" = 1'-0" | **A1**

CALIFORNIA BAPTIST UNIVERSITY

EVENTS CENTER

8431 DIANA AVENUE, RIVERSIDE, CA

cbu

-

LICENSED ARCHITECT ROBERT M. SIMONS No. C-18301 Jan. 31, 2017 STATE OF CALIFORNIA

REVISIONS:

	DESCRIPTION	DATE
1	ASI 017	5-17-16

DATE ISSUED: 01/22/2016

SVA PROJECT NO: 2014-40129

SCALE: As indicated

SHEET NUMBER: **A131-D**

SHEET TITLE:

RCP - EVENT LEVEL - SECTOR D

HOK SVA ARCHITECTS

3 MACARTHUR PLACE, SUITE 850 SANTA ANA, CA 92707
T 949.809.3380 WWW.SVA-ARCHITECTS.COM

THIS DOCUMENT CONTAINS INFORMATION PROPRIETARY TO SVA ARCHITECTS INC. AND IS FURNISHED IN CONFIDENCE FOR THE LIMITED PURPOSE OF REVIEW BY THE RECIPIENT. ANY REVIEW OR USE OF THIS DOCUMENT BY ANY PARTY MAY NOT BE USED FOR ANY OTHER PURPOSE AND MAY NOT BE REPRODUCED OR DISCLOSED TO OTHERS WITHOUT THE PRIOR WRITTEN CONSENT OF SVA ARCHITECTS INC. ALL RIGHTS RESERVED, © COPYRIGHT 2015.

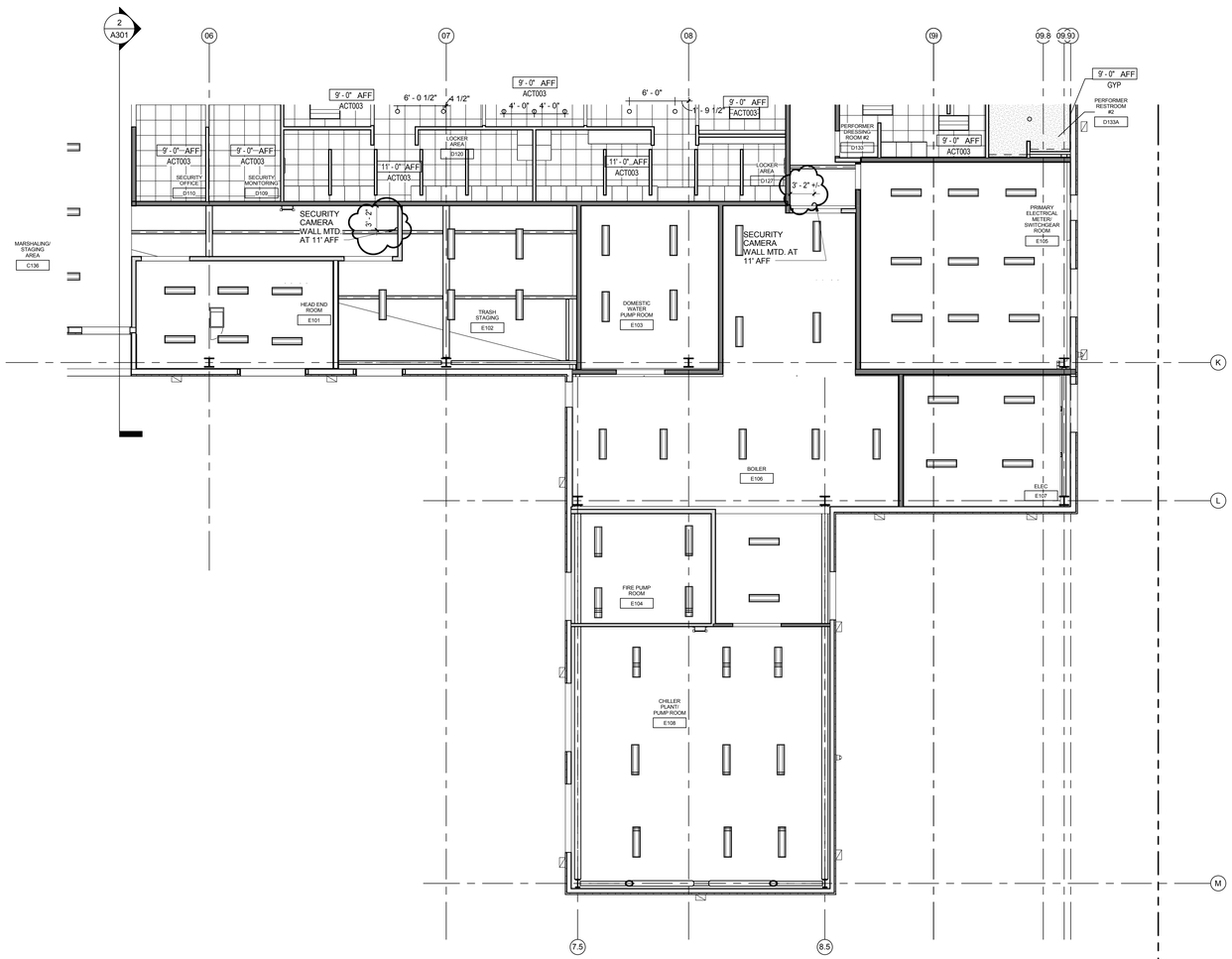

REFLECTED CEILING PLAN TYPICAL NOTES

1. HOME TEAM LOCKER ROOM LIGHTING, REFERENCE LIGHTING PLANS. SYMBOLS SHOWN FOR REFERENCE ONLY.

2. SEE LIGHTING AND ELECTRICAL PLANS FOR LOCATION OF LIGHTING FIXTURES

3. SEE MECHANICAL PLANS FOR LOCATIONS OF DIFFUSERS AND GRILLES

4. FIRE PROOFING:

A. 2-HR RATED FIRE PROOFING IS REQUIRED AT ALL STRUCTURAL COLUMNS AND FLOOR FRAMING BEAMS. FIRE PROOFING SHALL BE SPRAY APPLIED U.N.O.. SEE **SHEET A710** FOR ASSEMBLIES.

B. TYPICAL ROOF STRUCTURAL FRAMING AND DECK SHALL BE FIRE PROTECTED PER DETAILS ON **SHEET A710**.

C. SEE SHEET **A140.1** FOR FIRE PROOFING BOUNDARIES AT HIGH ROOF OVER SEATING BOWL. FIRE PROOFING DETAILS PER **SHEET A710**. FIRE PROOFING PER CBC TABLE 601 FOOTNOTE b WITH PROPOSED EQUIVALENT COVERAGE AS APPROVED BY AHJ.

D. PRECAST CONCRETE STADIA "GRANDSTANDS" JOINT SEALANTS ARE NOT RATED UNLESS NOTED OTHERWISE. PLEASE REFERENCE CODE REPORT SECTION 3.2.1.

5. IN PUBLIC AREAS CEILING ACCESS HATCH DOORS SHALL THE TYPE MADE TO RECEIVE THE FINISH OF THE SURROUNDING CEILING MATERIAL.

6. CEILING ACCESS PANELS SHALL BE LOCATED AT SMOKE FIRE DAMPERS, PLUMBING VALVES, ETC. AS REQUIRED FOR ACCESS TO MECHANICAL EQUIPMENT. FINAL LOCATIONS SHALL BE APPROVED BY THE ARCHITECT PRIOR TO INSTALL.

7. ALL GYPSUM BOARD CEILINGS SHALL BE PAINTED PER CBU STANDARD CEILING PAINT, U.N.O.

8. ALL EXPOSED STEEL STRUCTURE AND DECK IN BACK OF HOUSE AREAS TO BE LEFT UN-PAINTED.

9. ALL WALLS THAT EXTEND TO STRUCTURE AND ARE EXPOSED TO VIEW SHALL BE TEXTURED AND PAINTED FULL HEIGHT.

REFLECTED CEILING PLAN TYPICAL NOTES

RCP LEGEND

- 24"X96" ACT01
- 24"X72" ACT02
- 24"X24" ACT03
- 24"X48" ACT04
- 24"X24" WASHABLE ACT05
- GYPSUM CEILING
- WOOD CEILING
- EXPOSED , PTD.

LEGEND

- RECESSED SUPPLY AIR GRILL, SEE MECH. DRAWINGS
- RECESSED RETURN AIR GRILL, SEE MECH. DRAWINGS
- RECESSED EXHAUST AIR GRILL, SEE MECH. DRAWINGS
- 2X2 LUMINAIRE, SEE ELEC. DRAWINGS*
- 2X4 OR 1X4 LUMINAIRE, SEE ELEC. DRAWINGS*
- RECESSED COMPACT FLUORESCENT DOWNLIGHT, SEE ELEC. DRAWINGS*
- SUSPENDED FIXTURE, SEE ELEC. DRAWINGS*
- SUSPENDED STRIP FIXTURE, SEE ELEC. DRAWINGS*
- WALL-MOUNTED WRAPAROUND FLUORESCENT FIXTURE, SEE ELEC. DRAWINGS*
- EXIT SIGNAGE
- SPEAKERS, SEE ELEC. AND AV DRAWINGS

NOTES:
1. FOR GYPSUM BOARD CEILING DETAILS,
2. FOR LAY-IN PANEL CEILING DETAILS,

* REFER TO ELECTRICAL DRAWINGS FOR LOCATIONS OF EMERGENCY LIGHTING.

REFLECTED CEILING PLAN FIXTURE LEGEND

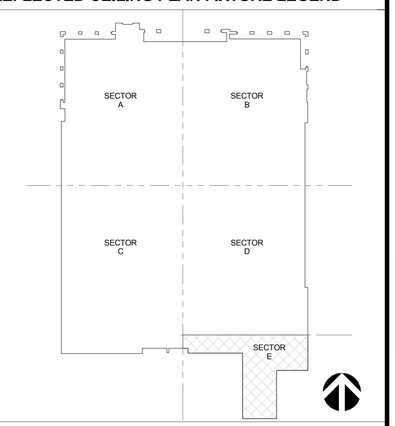

KEY PLAN SECTOR E

EVENT LEVEL - SECTOR E | 1/8" = 1'-0" | 1

CALIFORNIA BAPTIST UNIVERSITY

EVENTS CENTER

8431 DIANA AVENUE, RIVERSIDE, CA

cbu

-

LICENSED ARCHITECT
ROBERT M. SIMONS
No. C-18301
Jan. 31, 2017
STATE OF CALIFORNIA

REVISIONS:

	DESCRIPTION	DATE
7	ASI 017	5-17-16

DATE ISSUED: 01/22/2016

SVA PROJECT NO: 2014-40129

SCALE: As indicated

SHEET NUMBER: A131-E

SHEET TITLE:

RCP - EVENT LEVEL - SECTOR E

ARCHITECTS

3 MACARTHUR PLACE, SUITE 850 SANTA ANA, CA 92707
T 949.809.3380 WWW.SVA-ARCHITECTS.COM

THIS DOCUMENT CONTAINS INFORMATION PROPRIETARY TO SVA ARCHITECTS INC., AND IS FURNISHED IN CONFIDENCE FOR THE LIMITED PURPOSE OF EVALUATION, BIDDING OR REVIEW. THIS DOCUMENT OR ITS CONTENTS MAY NOT BE REPRODUCED, DISTRIBUTED, PUBLISHED, DISPLAYED, MODIFIED OR DISCLOSED TO OTHERS WITHOUT THE PRIOR WRITTEN CONSENT OF SVA ARCHITECTS INC. ALL RIGHTS RESERVED, © COPYRIGHT 2015.

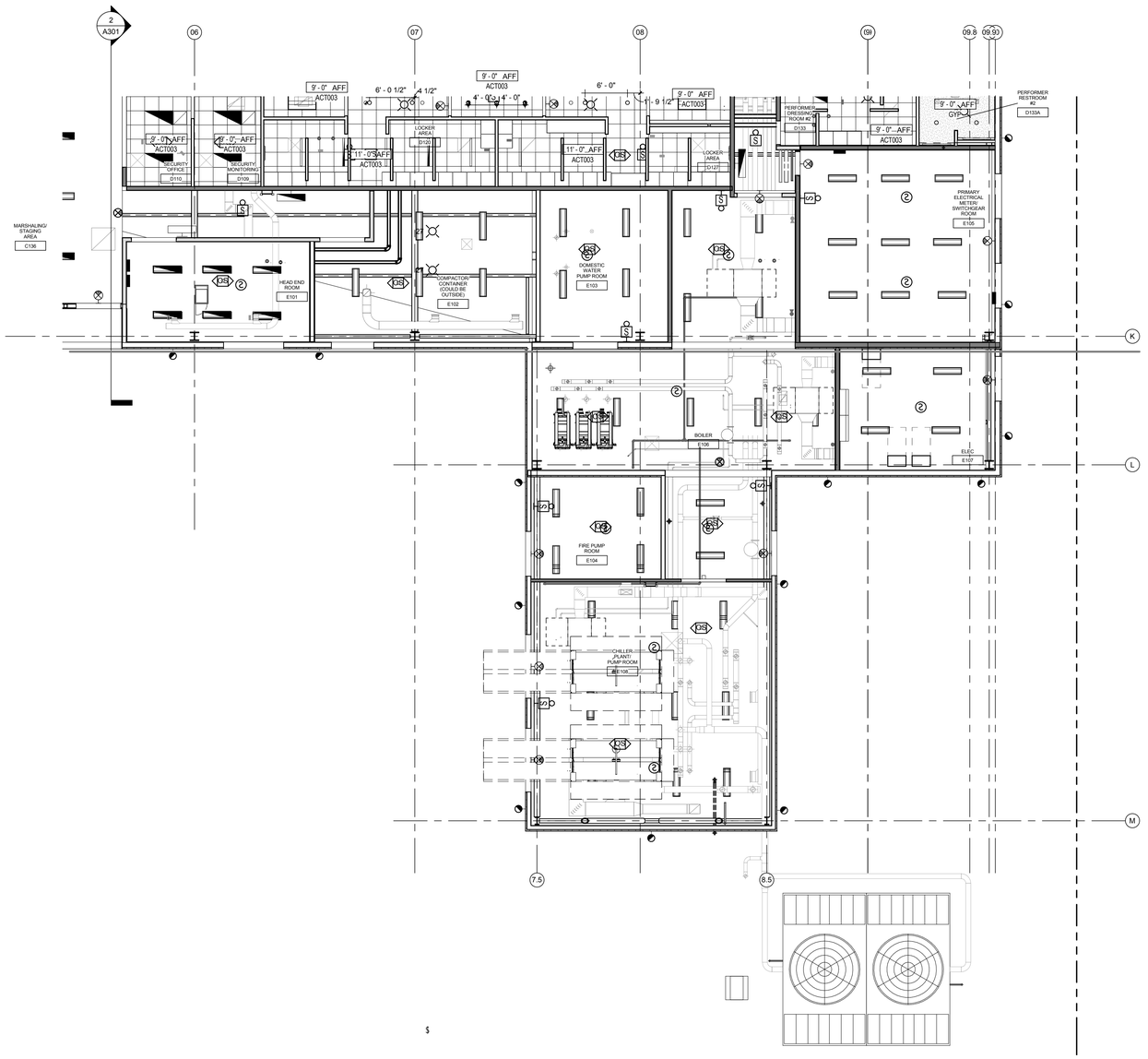

REFLECTED CEILING PLAN TYPICAL NOTES

1. HOME TEAM LOCKER ROOM LIGHTING, REFERENCE LIGHTING PLANS. SYMBOLS SHOWN FOR REFERENCE ONLY.

2. SEE LIGHTING AND ELECTRICAL PLANS FOR LOCATION OF LIGHTING FIXTURES

3. SEE MECHANICAL PLANS FOR LOCATIONS OF DIFFUSERS AND GRILLES

4. FIRE PROOFING:

A. 2-HR RATED FIRE PROOFING IS REQUIRED AT ALL STRUCTURAL COLUMNS AND FLOOR FRAMING BEAMS. FIRE PROOFING SHALL BE SPRAY APPLIED U.N.O.. SEE **SHEET A710** FOR ASSEMBLIES.

B. TYPICAL ROOF STRUCTURAL FRAMING AND DECK SHALL BE FIRE PROTECTED PER DETAILS ON **SHEET A710**.

C. SEE SHEET **A140.1** FOR FIRE PROOFING BOUNDARIES AT HIGH ROOF OVER SEATING BOWL. FIRE PROOFING DETAILS PER **SHEET A710**. FIRE PROOFING PER CBC TABLE 601 FOOTNOTE b WITH PROPOSED EQUIVALENT COVERAGE AS APPROVED BY AHJ.

D. PRECAST CONCRETE STADIA "GRANDSTANDS" JOINT SEALANTS ARE NOT RATED UNLESS NOTED OTHERWISE. PLEASE REFERENCE CODE REPORT SECTION 3.2.1.

5. IN PUBLIC AREAS CEILING ACCESS HATCH DOORS SHALL THE TYPE MADE TO RECEIVE THE FINISH OF THE SURROUNDING CEILING MATERIAL.

6. CEILING ACCESS PANELS SHALL BE LOCATED AT SMOKE FIRE DAMPERS, PLUMBING VALVES, ETC. AS REQUIRED FOR ACCESS TO MECHANICAL EQUIPMENT. FINAL LOCATIONS SHALL BE APPROVED BY THE ARCHITECT PRIOR TO INSTALL.

7. ALL GYPSUM BOARD CEILINGS SHALL BE PAINTED PER CBU STANDARD CEILING PAINT, U.N.O.

8. ALL EXPOSED STEEL STRUCTURE AND DECK IN BACK OF HOUSE AREAS TO BE LEFT UN-PAINTED.

9. ALL WALLS THAT EXTEND TO STRUCTURE AND ARE EXPOSED TO VIEW SHALL BE TEXTURED AND PAINTED FULL HEIGHT.

REFLECTED CEILING PLAN TYPICAL NOTES

RCP LEGEND

- 24"X96" ACT01
- 24"X72" ACT02
- 24"X24" ACT03
- 24"X48" ACT04
- 24"X24" WASHABLE ACT05
- GYPSUM CEILING
- WOOD CEILING
- EXPOSED , PTD.

LEGEND

- RECESSED SUPPLY AIR GRILL, SEE MECH. DRAWINGS
- RECESSED RETURN AIR GRILL, SEE MECH. DRAWINGS
- RECESSED EXHAUST AIR GRILL, SEE MECH. DRAWINGS
- 2X2 LUMINAIRE, SEE ELEC. DRAWINGS*
- 2X4 OR 1X4 LUMINAIRE, SEE ELEC. DRAWINGS*
- RECESSED COMPACT FLUORESCENT DOWNLIGHT, SEE ELEC. DRAWINGS*
- SUSPENDED FIXTURE, SEE ELEC. DRAWINGS*
- SUSPENDED STRIP FIXTURE, SEE ELEC. DRAWINGS*
- WALL-MOUNTED WRAPAROUND FLUORESCENT FIXTURE, SEE ELEC. DRAWINGS*
- EXIT SIGNAGE
- SPEAKERS, SEE ELEC. AND AV DRAWINGS

NOTES:
1. FOR GYPSUM BOARD CEILING DETAILS,
2. FOR LAY-IN PANEL CEILING DETAILS,

* REFER TO ELECTRICAL DRAWINGS FOR LOCATIONS OF EMERGENCY LIGHTING.

REFLECTED CEILING PLAN FIXTURE LEGEND

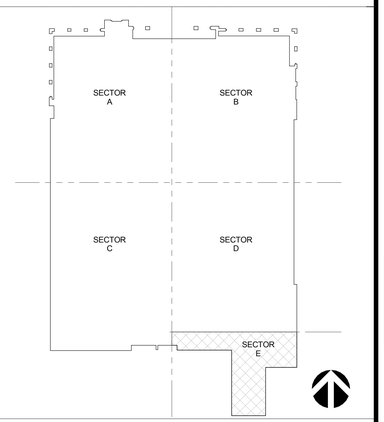

KEY PLAN SECTOR E

EVENT LEVEL - SECTOR E | 1/8" = 1'-0" | 1

CALIFORNIA BAPTIST UNIVERSITY
EVENTS CENTER
8431 DIANA AVENUE, RIVERSIDE, CA

ISSUE FOR CONSTRUCTION 01-22-2016

REVISIONS:

	DESCRIPTION	DATE

DATE ISSUED: 01/22/2016
SVA PROJECT NO: 2014-40129
SCALE: As indicated

SHEET NUMBER: A131-E
SHEET TITLE:

RCP - EVENT LEVEL - SECTOR E

3 MACARTHUR PLACE, SUITE 850 SANTA ANA, CA 92707
T 949.809.3380 WWW.SVA-ARCHITECTS.COM

THIS DOCUMENT CONTAINS INFORMATION PROPRIETARY TO SVA ARCHITECTS INC. AND IS FURNISHED IN CONFIDENCE FOR THE LIMITED PURPOSE OF EVALUATION, BIDDING OR REVIEW. THIS DOCUMENT OR ITS CONTENTS MAY NOT BE USED FOR ANY OTHER PURPOSE AND MAY NOT BE REPRODUCED OR DISCLOSED TO OTHERS WITHOUT THE PRIOR WRITTEN CONSENT OF SVA ARCHITECTS INC. ALL RIGHTS RESERVED. © COPYRIGHT 2015.

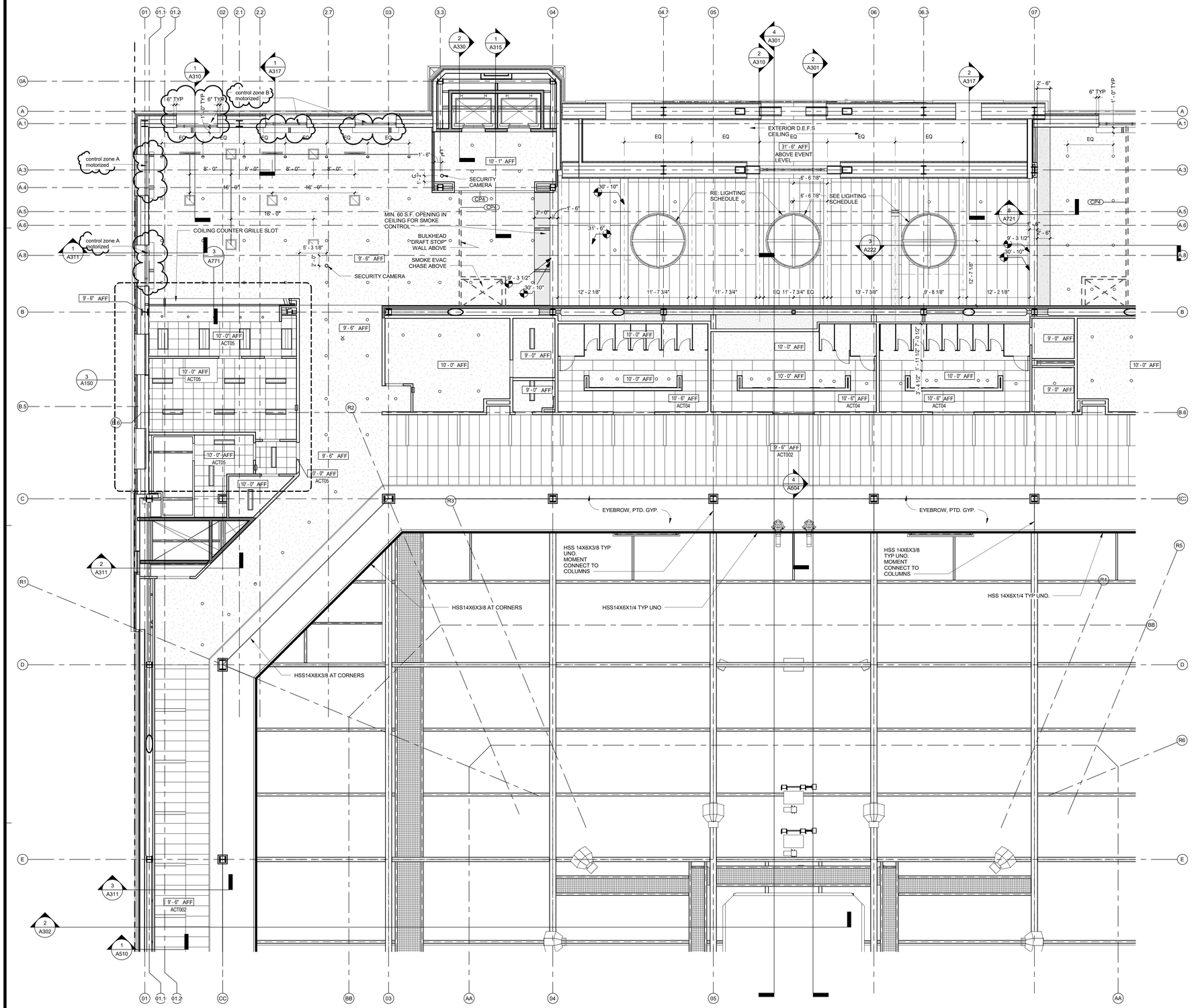

REFLECTED CEILING PLAN TYPICAL NOTES

1. HOME TEAM LOCKER ROOM LIGHTING, REFERENCE LIGHTING PLANS. SYMBOLS SHOWN FOR REFERENCE ONLY.
2. SEE LIGHTING AND ELECTRICAL PLANS FOR LOCATION OF LIGHTING FIXTURES
3. SEE MECHANICAL PLANS FOR LOCATIONS OF DIFFUSERS AND GRILLES
4. FIRE PROOFING:

A. 2-HR RATED FIRE PROOFING IS REQUIRED AT ALL STRUCTURAL COLUMNS AND FLOOR FRAMING BEAMS. FIRE PROOFING SHALL BE SPRAY APPLIED U.N.O.. SEE **SHEET A710** FOR ASSEMBLIES.

B. TYPICAL ROOF STRUCTURAL FRAMING AND DECK SHALL BE FIRE PROTECTED PER DETAILS ON **SHEET A710.**

C. SEE SHEET **A140.1** FOR FIRE PROOFING BOUNDARIES AT HIGH ROOF OVER SEATING BOWL. FIRE PROOFING DETAILS PER **SHEET A710**. FIRE PROOFING PER CBC TABLE 601 FOOTNOTE b WITH PROPOSED EQUIVALENT COVERAGE AS APPROVED BY AHJ.

D. PRECAST CONCRETE STADIA "GRANDSTANDS" JOINT SEALANTS ARE NOT RATED UNLESS NOTED OTHERWISE. PLEASE REFERENCE CODE REPORT SECTION 3.2.1.

5. IN PUBLIC AREAS CEILING ACCESS HATCH DOORS SHALL THE TYPE MADE TO RECEIVE THE FINISH OF THE SURROUNDING CEILING MATERIAL.
6. CEILING ACCESS PANELS SHALL BE LOCATED AT SMOKE FIRE DAMPERS, PLUMBING VALVES, ETC. AS REQUIRED FOR ACCESS TO MECHANICAL EQUIPMENT. FINAL LOCATIONS SHALL BE APPROVED BY THE ARCHITECT PRIOR TO INSTALL.
7. ALL GYPSUM BOARD CEILINGS SHALL BE PAINTED PER CBU STANDARD CEILING PAINT, U.N.O.
8. ALL EXPOSED STEEL STRUCTURE AND DECK IN BACK OF HOUSE AREAS TO BE LEFT UN-PAINTED.
9. ALL WALLS THAT EXTEND TO STRUCTURE AND ARE EXPOSED TO VIEW SHALL BE TEXTURED AND PAINTED FULL HEIGHT.

REFLECTED CEILING PLAN TYPICAL NOTES

RCP LEGEND

- 24"X96" ACT01
- 24"X72" ACT02
- 24"X24" ACT03
- 24"X48" ACT04
- 24"X24" WASHABLE ACT05
- GYPSUM CEILING
- WOOD CEILING
- EXPOSED , PTD.

REFLECTED CEILING PLAN FINISH LEGEND

- RECESSED SUPPLY AIR GRILL, SEE MECH. DRAWINGS
- RECESSED RETURN AIR GRILL, SEE MECH. DRAWINGS
- RECESSED EXHAUST AIR GRILL, SEE MECH. DRAWINGS
- 2X2 LUMINAIRE, SEE ELEC. DRAWINGS*
- 2X4 OR 1X4 LUMINAIRE, SEE ELEC. DRAWINGS*
- RECESSED COMPACT FLUORESCENT DOWNLIGHT, SEE ELEC. DRAWINGS*
- SUSPENDED FIXTURE, SEE ELEC. DRAWINGS*
- SUSPENDED STRIP FIXTURE, SEE ELEC. DRAWINGS*
- WALL-MOUNTED WRAPAROUND FLUORESCENT FIXTURE, SEE ELEC. DRAWINGS*
- EXIT SIGNAGE
- SPEAKERS, SEE ELEC. AND AV DRAWINGS

NOTES:
1. FOR GYPSUM BOARD CEILING DETAILS,
2. FOR LAY-IN PANEL CEILING DETAILS,

* REFER TO ELECTRICAL DRAWINGS FOR LOCATIONS OF EMERGENCY LIGHTING.

REFLECTED CEILING PLAN FIXTURE LEGEND

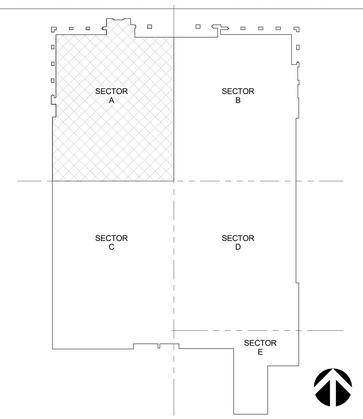

KEY PLAN SECTOR A

CONCOURSE LEVEL - SECTOR A | 1/8" = 1'-0" | A1

CALIFORNIA BAPTIST UNIVERSITY
EVENTS CENTER
8431 DIANA AVENUE, RIVERSIDE, CA

REVISIONS:

	DESCRIPTION	DATE
7	ASI 017	5-17-16
18	RFI 3236	8-30-16
21	CCD #047	2-7-17

DATE ISSUED: 01/22/2016
SVA PROJECT NO: 2014-40129
SCALE: As indicated

SHEET NUMBER: A132-A
SHEET TITLE:

RCP - CONCOURSE LEVEL - SECTOR A

3 MACARTHUR PLACE, SUITE 850 SANTA ANA, CA 92707
T 949.809.3380 WWW.SVA-ARCHITECTS.COM

THIS DOCUMENT CONTAINS INFORMATION PROPRIETARY TO SVA ARCHITECTS INC. AND IS FURNISHED IN CONFIDENCE FOR THE LIMITED PURPOSE OF EVALUATION, BIDDING OR REVIEW. THIS DOCUMENT OR ITS CONTENTS MAY NOT BE USED FOR ANY OTHER PURPOSE AND MAY NOT BE REPRODUCED OR DISCLOSED TO OTHERS WITHOUT THE PRIOR WRITTEN CONSENT OF SVA ARCHITECTS INC. ALL RIGHTS RESERVED. © COPYRIGHT 2015.

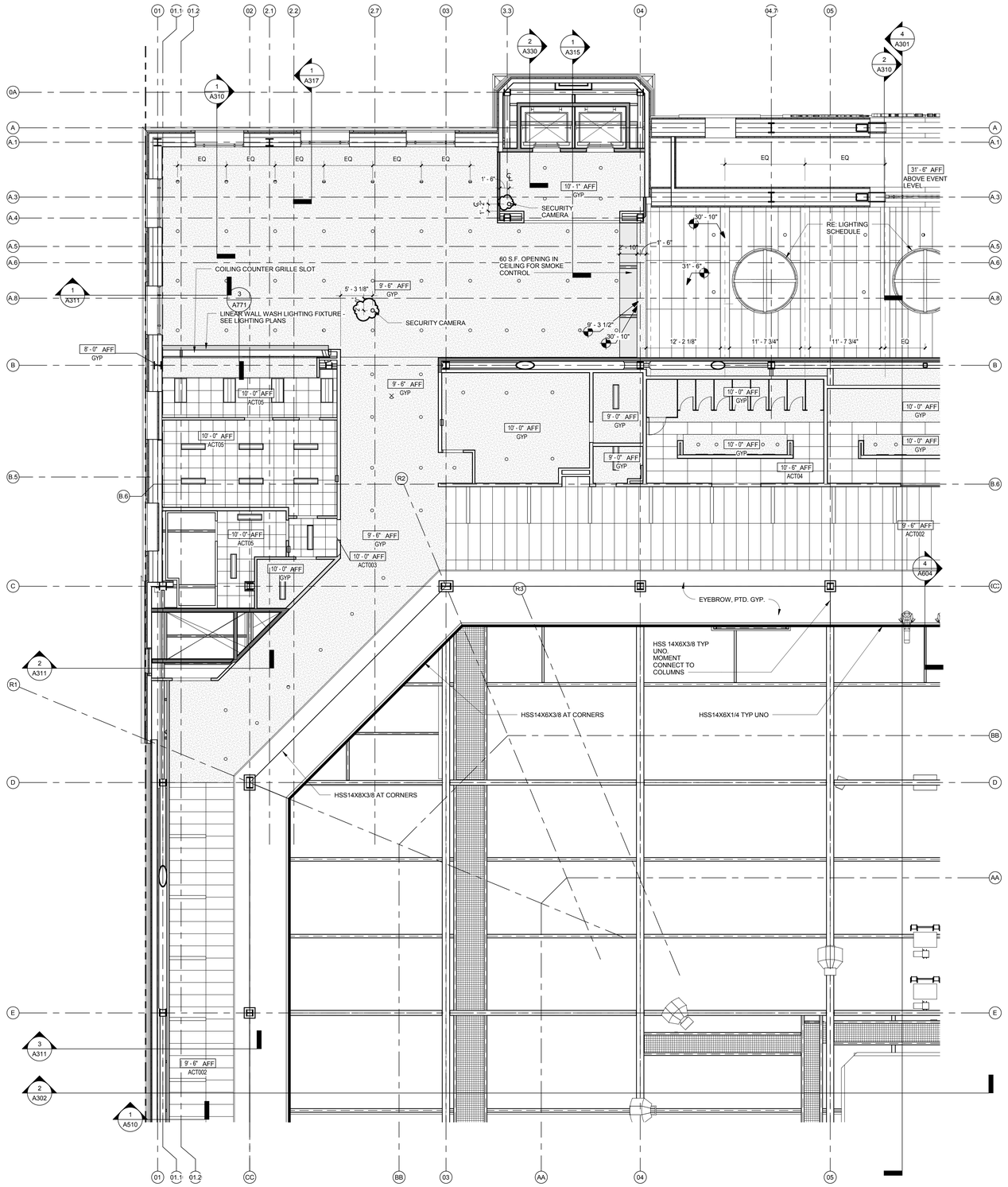

REFLECTED CEILING PLAN TYPICAL NOTES

1. HOME TEAM LOCKER ROOM LIGHTING, REFERENCE LIGHTING PLANS. SYMBOLS SHOWN FOR REFERENCE ONLY.
2. SEE LIGHTING AND ELECTRICAL PLANS FOR LOCATION OF LIGHTING FIXTURES
3. SEE MECHANICAL PLANS FOR LOCATIONS OF DIFFUSERS AND GRILLES
4. FIRE PROOFING:

A. 2-HR RATED FIRE PROOFING IS REQUIRED AT ALL STRUCTURAL COLUMNS AND FLOOR FRAMING BEAMS. FIRE PROOFING SHALL BE SPRAY APPLIED U.N.O.. SEE **SHEET A710** FOR ASSEMBLIES.

B. TYPICAL ROOF STRUCTURAL FRAMING AND DECK SHALL BE FIRE PROTECTED PER DETAILS ON **SHEET A710.**

C. SEE SHEET **A140.1** FOR FIRE PROOFING BOUNDARIES AT HIGH ROOF OVER SEATING BOWL. FIRE PROOFING DETAILS PER **SHEET A710**. FIRE PROOFING PER CBC TABLE 601 FOOTNOTE b WITH PROPOSED EQUIVALENT COVERAGE AS APPROVED BY AHJ.

D. PRECAST CONCRETE STADIA "GRANDSTANDS" JOINT SEALANTS ARE NOT RATED UNLESS NOTED OTHERWISE. PLEASE REFERENCE CODE REPORT SECTION 3.2.1.

5. IN PUBLIC AREAS CEILING ACCESS HATCH DOORS SHALL THE TYPE MADE TO RECEIVE THE FINISH OF THE SURROUNDING CEILING MATERIAL.
6. CEILING ACCESS PANELS SHALL BE LOCATED AT SMOKE FIRE DAMPERS, PLUMBING VALVES, ETC. AS REQUIRED FOR ACCESS TO MECHANICAL EQUIPMENT. FINAL LOCATIONS SHALL BE APPROVED BY THE ARCHITECT PRIOR TO INSTALL.
7. ALL GYPSUM BOARD CEILINGS SHALL BE PAINTED PER CBU STANDARD CEILING PAINT, U.N.O.
8. ALL EXPOSED STEEL STRUCTURE AND DECK IN BACK OF HOUSE AREAS TO BE LEFT UN-PAINTED.
9. ALL WALLS THAT EXTEND TO STRUCTURE AND ARE EXPOSED TO VIEW SHALL BE TEXTURED AND PAINTED FULL HEIGHT.

REFLECTED CEILING PLAN TYPICAL NOTES

RCP LEGEND

- 24"X96" ACT01
- 24"X72" ACT02
- 24"X24" ACT03
- 24"X48" ACT04
- 24"X24" WASHABLE ACT05
- GYPSUM CEILING
- WOOD CEILING
- EXPOSED , PTD.

REFLECTED CEILING PLAN FINISH LEGEND

- RECESSED SUPPLY AIR GRILL, SEE MECH. DRAWINGS
- RECESSED RETURN AIR GRILL, SEE MECH. DRAWINGS
- RECESSED EXHAUST AIR GRILL, SEE MECH. DRAWINGS
- 2X2 LUMINAIRE, SEE ELEC. DRAWINGS*
- 2X4 OR 1X4 LUMINAIRE, SEE ELEC. DRAWINGS*
- RECESSED COMPACT FLUORESCENT DOWNLIGHT, SEE ELEC. DRAWINGS*
- SUSPENDED FIXTURE, SEE ELEC. DRAWINGS*
- SUSPENDED STRIP FIXTURE, SEE ELEC. DRAWINGS*
- WALL-MOUNTED WRAPAROUND FLUORESCENT FIXTURE, SEE ELEC. DRAWINGS*
- EXIT SIGNAGE
- SPEAKERS, SEE ELEC. AND AV DRAWINGS

NOTES:
1. FOR GYPSUM BOARD CEILING DETAILS,
2. FOR LAY-IN PANEL CEILING DETAILS,

* REFER TO ELECTRICAL DRAWINGS FOR LOCATIONS OF EMERGENCY LIGHTING.

REFLECTED CEILING PLAN FIXTURE LEGEND

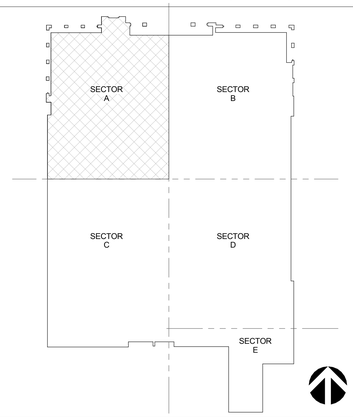

KEY PLAN SECTOR A

CONCOURSE LEVEL - SECTOR A | 1/8" = 1'-0" | A1

CALIFORNIA BAPTIST UNIVERSITY
EVENTS CENTER
8431 DIANA AVENUE, RIVERSIDE, CA

cbu

-

LICENSED ARCHITECT ROBERT M. SIMONDS No. C-18301 Jan. 31, 2017 STATE OF CALIFORNIA

REVISIONS:

	DESCRIPTION	DATE
7	ASI 017	5-17-16

DATE ISSUED: 01/22/2016
SVA PROJECT NO: 2014-40129
SCALE: As indicated

SHEET NUMBER: A132-A
SHEET TITLE:

RCP - CONCOURSE LEVEL - SECTOR A

h+k SVA ARCHITECTS
3 MACARTHUR PLACE, SUITE 850 SANTA ANA, CA 92707
T 949.809.3380 WWW.SVA-ARCHITECTS.COM

THIS DOCUMENT CONTAINS INFORMATION PROPRIETARY TO SVA ARCHITECTS INC. AND IS FURNISHED FOR THE LIMITED PURPOSE OF ARCHITECTURAL EVALUATION, BIDDING OR REVIEW. THIS DOCUMENT OR ITS CONTENTS MAY NOT BE USED FOR ANY OTHER PURPOSE AND MAY NOT BE REPRODUCED OR DISCLOSED TO OTHERS WITHOUT THE PRIOR WRITTEN CONSENT OF SVA ARCHITECTS INC. ALL RIGHTS RESERVED, © COPYRIGHT 2015.

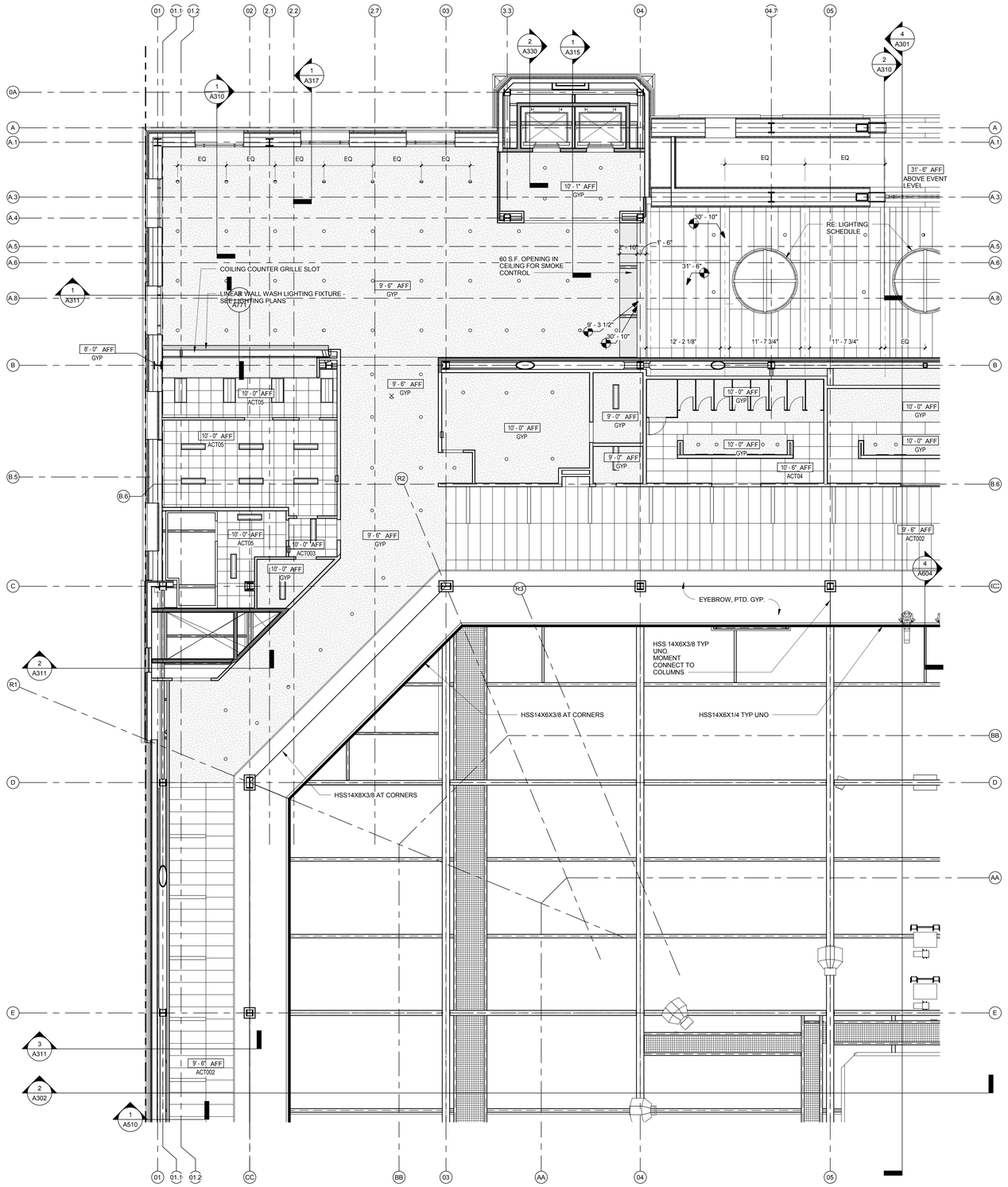

REFLECTED CEILING PLAN TYPICAL NOTES

1. HOME TEAM LOCKER ROOM LIGHTING, REFERENCE LIGHTING PLANS. SYMBOLS SHOWN FOR REFERENCE ONLY.
2. SEE LIGHTING AND ELECTRICAL PLANS FOR LOCATION OF LIGHTING FIXTURES
3. SEE MECHANICAL PLANS FOR LOCATIONS OF DIFFUSERS AND GRILLES
4. FIRE PROOFING:

A. 2-HR RATED FIRE PROOFING IS REQUIRED AT ALL STRUCTURAL COLUMNS AND FLOOR FRAMING BEAMS. FIRE PROOFING SHALL BE SPRAY APPLIED U.N.O.. SEE **SHEET A710** FOR ASSEMBLIES.

B. TYPICAL ROOF STRUCTURAL FRAMING AND DECK SHALL BE FIRE PROTECTED PER DETAILS ON **SHEET A710.**

C. SEE SHEET **A140.1** FOR FIRE PROOFING BOUNDARIES AT HIGH ROOF OVER SEATING BOWL. FIRE PROOFING DETAILS PER **SHEET A710**. FIRE PROOFING PER CBC TABLE 601 FOOTNOTE b WITH PROPOSED EQUIVALENT COVERAGE AS APPROVED BY AHJ.

D. PRECAST CONCRETE STADIA "GRANDSTANDS" JOINT SEALANTS ARE NOT RATED UNLESS NOTED OTHERWISE. PLEASE REFERENCE CODE REPORT SECTION 3.2.1.

5. IN PUBLIC AREAS CEILING ACCESS HATCH DOORS SHALL THE TYPE MADE TO RECEIVE THE FINISH OF THE SURROUNDING CEILING MATERIAL.
6. CEILING ACCESS PANELS SHALL BE LOCATED AT SMOKE FIRE DAMPERS, PLUMBING VALVES, ETC. AS REQUIRED FOR ACCESS TO MECHANICAL EQUIPMENT. FINAL LOCATIONS SHALL BE APPROVED BY THE ARCHITECT PRIOR TO INSTALL.
7. ALL GYPSUM BOARD CEILINGS SHALL BE PAINTED PER CBU STANDARD CEILING PAINT, U.N.O.
8. ALL EXPOSED STEEL STRUCTURE AND DECK IN BACK OF HOUSE AREAS TO BE LEFT UN-PAINTED.
9. ALL WALLS THAT EXTEND TO STRUCTURE AND ARE EXPOSED TO VIEW SHALL BE TEXTURED AND PAINTED FULL HEIGHT.

REFLECTED CEILING PLAN TYPICAL NOTES

RCP LEGEND

- 24"X96" ACT01
- 24"X72" ACT02
- 24"X24" ACT03
- 24"X48" ACT04
- 24"X24" WASHABLE ACT05
- GYPSUM CEILING
- WOOD CEILING
- EXPOSED , PTD.

REFLECTED CEILING PLAN FINISH LEGEND

- RECESSED SUPPLY AIR GRILL, SEE MECH. DRAWINGS
- RECESSED RETURN AIR GRILL, SEE MECH. DRAWINGS
- RECESSED EXHAUST AIR GRILL, SEE MECH. DRAWINGS
- 2X2 LUMINAIRE, SEE ELEC. DRAWINGS*
- 2X4 OR 1X4 LUMINAIRE, SEE ELEC. DRAWINGS*
- RECESSED COMPACT FLUORESCENT DOWNLIGHT, SEE ELEC. DRAWINGS*
- SUSPENDED FIXTURE, SEE ELEC. DRAWINGS*
- SUSPENDED STRIP FIXTURE, SEE ELEC. DRAWINGS*
- WALL-MOUNTED WRAPAROUND FLUORESCENT FIXTURE, SEE ELEC. DRAWINGS*
- EXIT SIGNAGE
- SPEAKERS, SEE ELEC. AND AV DRAWINGS

NOTES:
1. FOR GYPSUM BOARD CEILING DETAILS,
2. FOR LAY-IN PANEL CEILING DETAILS,

* REFER TO ELECTRICAL DRAWINGS FOR LOCATIONS OF EMERGENCY LIGHTING.

REFLECTED CEILING PLAN FIXTURE LEGEND

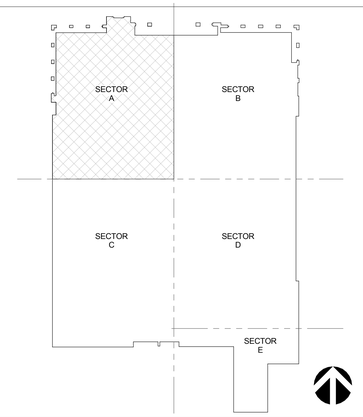

KEY PLAN SECTOR A

CONCOURSE LEVEL - SECTOR A | 1/8" = 1'-0" | **A1**

CALIFORNIA BAPTIST UNIVERSITY
EVENTS CENTER

8431 DIANA AVENUE, RIVERSIDE, CA

ISSUE FOR CONSTRUCTION 01-22-2016

REVISIONS:

	DESCRIPTION	DATE

DATE ISSUED: 01/22/2016
SVA PROJECT NO: 2014-40129
SCALE: As indicated

SHEET NUMBER: A132-A

SHEET TITLE:

RCP - CONCOURSE LEVEL - SECTOR A

3 MACARTHUR PLACE, SUITE 850 SANTA ANA, CA 92707
T 949.809.3380 WWW.SVA-ARCHITECTS.COM

THIS DOCUMENT CONTAINS INFORMATION PROPRIETARY TO SVA ARCHITECTS INC. DOCUMENT CONTAINS INFORMATION PROPRIETARY TO SVA ARCHITECTS INC. DOCUMENT IS FOR PRELIMINARY PURPOSES ONLY AND IS NOT INTENDED FOR CONSTRUCTION, BIDDING OR REVISION. THIS DOCUMENT OR ITS CONTENTS MAY NOT BE USED FOR ANY OTHER PURPOSE AND MAY NOT BE REPRODUCED OR DISCLOSED TO OTHERS WITHOUT THE PRIOR WRITTEN CONSENT OF SVA ARCHITECTS INC. ALL RIGHTS RESERVED, © COPYRIGHT 2015.

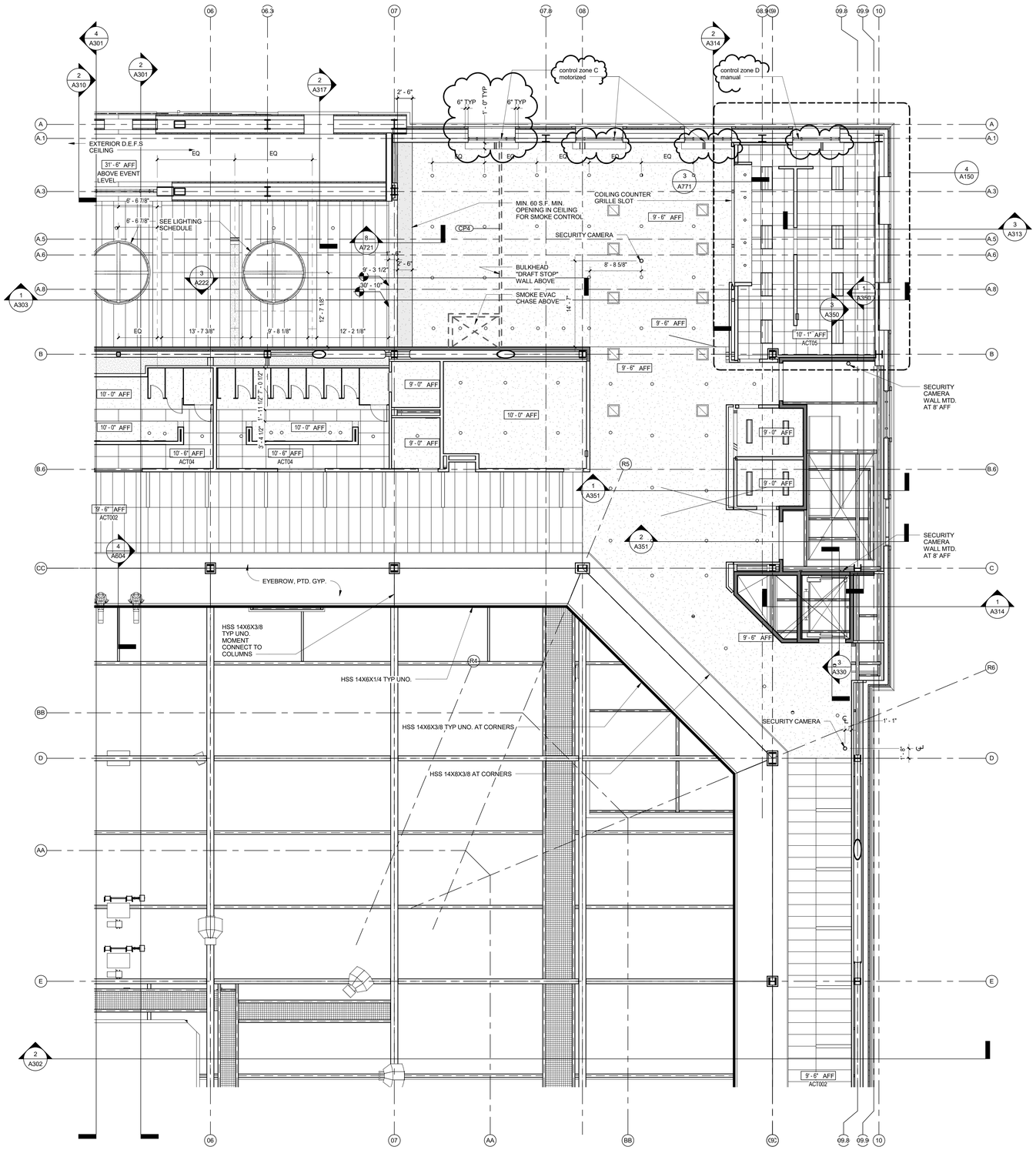

REFLECTED CEILING PLAN TYPICAL NOTES

1. HOME TEAM LOCKER ROOM LIGHTING, REFERENCE LIGHTING PLANS. SYMBOLS SHOWN FOR REFERENCE ONLY.
2. SEE LIGHTING AND ELECTRICAL PLANS FOR LOCATION OF LIGHTING FIXTURES
3. SEE MECHANICAL PLANS FOR LOCATIONS OF DIFFUSERS AND GRILLES
4. FIRE PROOFING:

A. 2-HR RATED FIRE PROOFING IS REQUIRED AT ALL STRUCTURAL COLUMNS AND FLOOR FRAMING BEAMS. FIRE PROOFING SHALL BE SPRAY APPLIED U.N.O.. SEE **SHEET A710** FOR ASSEMBLIES.

B. TYPICAL ROOF STRUCTURAL FRAMING AND DECK SHALL BE FIRE PROTECTED PER DETAILS ON **SHEET A710**.

C. SEE SHEET **A140.1** FOR FIRE PROOFING BOUNDARIES AT HIGH ROOF OVER SEATING BOWL. FIRE PROOFING DETAILS PER **SHEET A710**. FIRE PROOFING PER CBC TABLE 601 FOOTNOTE b WITH PROPOSED EQUIVALENT COVERAGE AS APPROVED BY AHJ.

D. PRECAST CONCRETE STADIA "GRANDSTANDS" JOINT SEALANTS ARE NOT RATED UNLESS NOTED OTHERWISE. PLEASE REFERENCE CODE REPORT SECTION 3.2.1.

5. IN PUBLIC AREAS CEILING ACCESS HATCH DOORS SHALL THE TYPE MADE TO RECEIVE THE FINISH OF THE SURROUNDING CEILING MATERIAL.
6. CEILING ACCESS PANELS SHALL BE LOCATED AT SMOKE FIRE DAMPERS, PLUMBING VALVES, ETC. AS REQUIRED FOR ACCESS TO MECHANICAL EQUIPMENT. FINAL LOCATIONS SHALL BE APPROVED BY THE ARCHITECT PRIOR TO INSTALL.
7. ALL GYPSUM BOARD CEILINGS SHALL BE PAINTED PER CBU STANDARD CEILING PAINT, U.N.O.
8. ALL EXPOSED STEEL STRUCTURE AND DECK IN BACK OF HOUSE AREAS TO BE LEFT UN-PAINTED.
9. ALL WALLS THAT EXTEND TO STRUCTURE AND ARE EXPOSED TO VIEW SHALL BE TEXTURED AND PAINTED FULL HEIGHT.

REFLECTED CEILING PLAN TYPICAL NOTES

RCP LEGEND

- 24"X96" ACT01
- 24"X72" ACT02
- 24"X24" ACT03
- 24"X48" ACT04
- 24"X24" WASHABLE ACT05
- GYPSUM CEILING
- WOOD CEILING
- EXPOSED , PTD.

LEGEND

- RECESSED SUPPLY AIR GRILL, SEE MECH. DRAWINGS
- RECESSED RETURN AIR GRILL, SEE MECH. DRAWINGS
- RECESSED EXHAUST AIR GRILL, SEE MECH. DRAWINGS
- 2X2 LUMINAIRE, SEE ELEC. DRAWINGS*
- 2X4 OR 1X4 LUMINAIRE, SEE ELEC. DRAWINGS*
- RECESSED COMPACT FLUORESCENT DOWNLIGHT, SEE ELEC. DRAWINGS*
- SUSPENDED FIXTURE, SEE ELEC. DRAWINGS*
- SUSPENDED STRIP FIXTURE, SEE ELEC. DRAWINGS*
- WALL-MOUNTED WRAPAROUND FLUORESCENT FIXTURE, SEE ELEC. DRAWINGS*
- EXIT SIGNAGE
- SPEAKERS, SEE ELEC. AND AV DRAWINGS

NOTES:
1. FOR GYPSUM BOARD CEILING DETAILS,
2. FOR LAY-IN PANEL CEILING DETAILS,

* REFER TO ELECTRICAL DRAWINGS FOR LOCATIONS OF EMERGENCY LIGHTING.

REFLECTED CEILING PLAN FIXTURE LEGEND

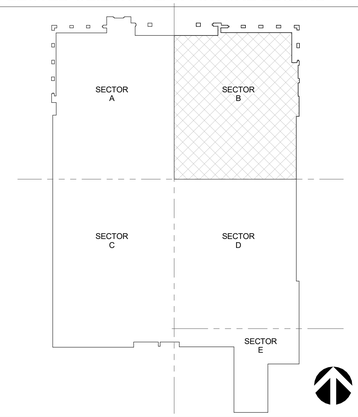

KEY PLAN SECTOR B

CONCOURSE LEVEL - SECTOR B | 1/8" = 1'-0" | A1

CALIFORNIA BAPTIST UNIVERSITY

EVENTS CENTER

8431 DIANA AVENUE, RIVERSIDE, CA

-

REVISIONS:

	DESCRIPTION	DATE
1	ASI 017	5-17-16
2	RFI 3236	8-30-16
3	CCD #047	2-7-17

DATE ISSUED: 01/22/2016

SVA PROJECT NO: 2014-40129

SCALE: As indicated

SHEET NUMBER: A132-B

SHEET TITLE:

RCP - CONCOURSE LEVEL - SECTOR B

3 MACARTHUR PLACE, SUITE 850 SANTA ANA, CA 92707
T 949.809.3380 WWW.SVA-ARCHITECTS.COM

THIS DOCUMENT CONTAINS INFORMATION PROPRIETARY TO SVA ARCHITECTS INC. AND IS FURNISHED IN CONFIDENCE FOR THE LIMITED PURPOSE OF EVALUATION, BIDDING OR REVIEW. THIS DOCUMENT OR ITS CONTENTS MAY NOT BE USED FOR ANY OTHER PURPOSE AND MAY NOT BE REPRODUCED OR DISCLOSED TO OTHERS WITHOUT THE PRIOR WRITTEN CONSENT OF SVA ARCHITECTS INC. ALL RIGHTS RESERVED. © COPYRIGHT 2015.

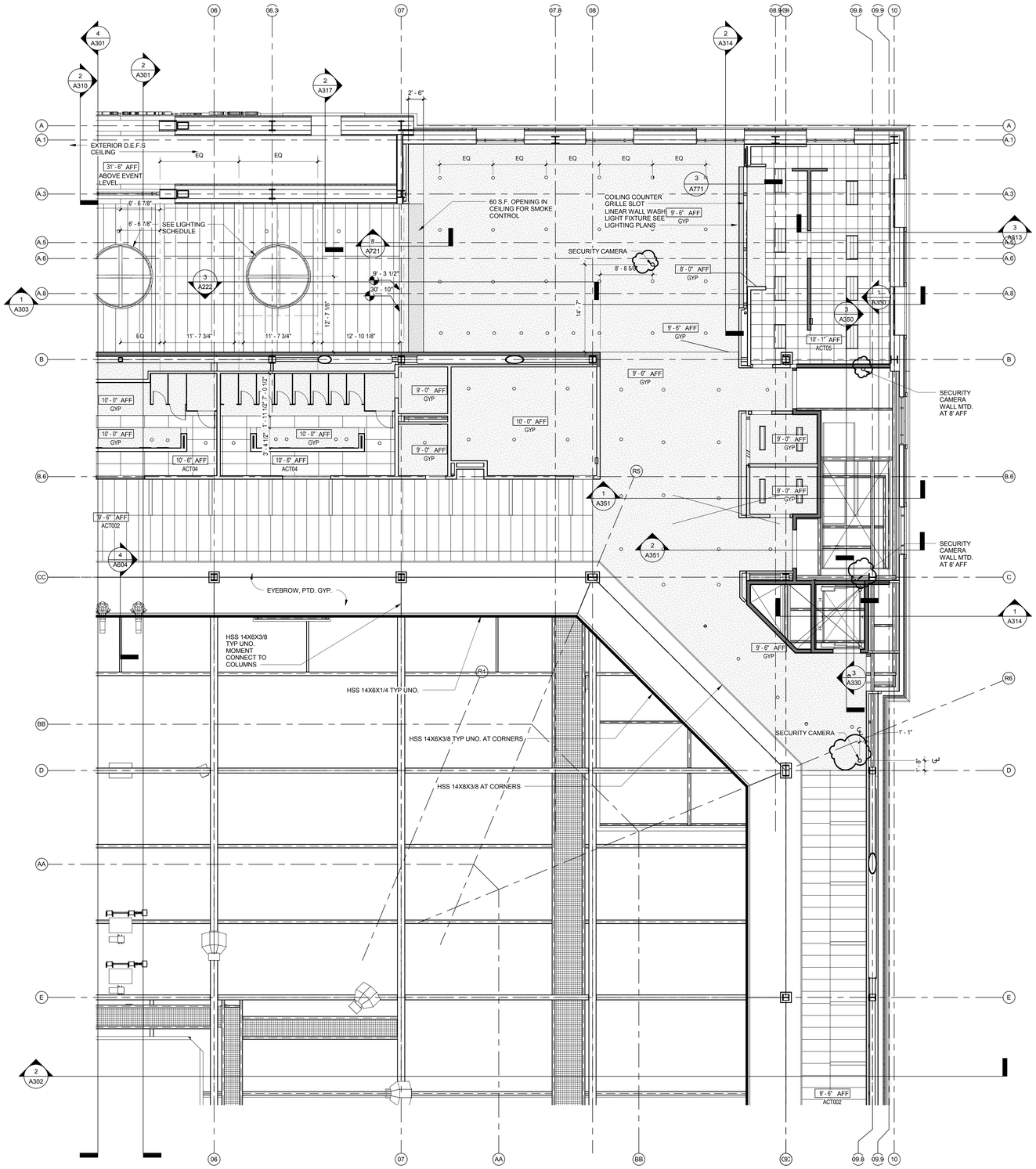

REFLECTED CEILING PLAN TYPICAL NOTES

1. HOME TEAM LOCKER ROOM LIGHTING, REFERENCE LIGHTING PLANS. SYMBOLS SHOWN FOR REFERENCE ONLY.

2. SEE LIGHTING AND ELECTRICAL PLANS FOR LOCATION OF LIGHTING FIXTURES

3. SEE MECHANICAL PLANS FOR LOCATIONS OF DIFFUSERS AND GRILLES

4. FIRE PROOFING:

A. 2-HR RATED FIRE PROOFING IS REQUIRED AT ALL STRUCTURAL COLUMNS AND FLOOR FRAMING BEAMS. FIRE PROOFING SHALL BE SPRAY APPLIED U.N.O.. SEE **SHEET A710** FOR ASSEMBLIES.

B. TYPICAL ROOF STRUCTURAL FRAMING AND DECK SHALL BE FIRE PROTECTED PER DETAILS ON **SHEET A710.**

C. SEE SHEET **A140.1** FOR FIRE PROOFING BOUNDARIES AT HIGH ROOF OVER SEATING BOWL. FIRE PROOFING DETAILS PER **SHEET A710**. FIRE PROOFING PER CBC TABLE 601 FOOTNOTE b WITH PROPOSED EQUIVALENT COVERAGE AS APPROVED BY AHJ.

D. PRECAST CONCRETE STADIA "GRANDSTANDS" JOINT SEALANTS ARE NOT RATED UNLESS NOTED OTHERWISE. PLEASE REFERENCE CODE REPORT SECTION 3.2.1.

5. IN PUBLIC AREAS CEILING ACCESS HATCH DOORS SHALL THE TYPE MADE TO RECEIVE THE FINISH OF THE SURROUNDING CEILING MATERIAL.

6. CEILING ACCESS PANELS SHALL BE LOCATED AT SMOKE FIRE DAMPERS, PLUMBING VALVES, ETC. AS REQUIRED FOR ACCESS TO MECHANICAL EQUIPMENT. FINAL LOCATIONS SHALL BE APPROVED BY THE ARCHITECT PRIOR TO INSTALL.

7. ALL GYPSUM BOARD CEILINGS SHALL BE PAINTED PER CBU STANDARD CEILING PAINT, U.N.O.

8. ALL EXPOSED STEEL STRUCTURE AND DECK IN BACK OF HOUSE AREAS TO BE LEFT UN-PAINTED.

9. ALL WALLS THAT EXTEND TO STRUCTURE AND ARE EXPOSED TO VIEW SHALL BE TEXTURED AND PAINTED FULL HEIGHT.

REFLECTED CEILING PLAN TYPICAL NOTES

RCP LEGEND

- 24"X96" ACT01
- 24"X72" ACT02
- 24"X24" ACT03
- 24"X48" ACT04
- 24"X24" WASHABLE ACT05
- GYPSUM CEILING
- WOOD CEILING
- EXPOSED , PTD.

LEGEND

- RECESSED SUPPLY AIR GRILL, SEE MECH. DRAWINGS
- RECESSED RETURN AIR GRILL, SEE MECH. DRAWINGS
- RECESSED EXHAUST AIR GRILL, SEE MECH. DRAWINGS
- 2X2 LUMINAIRE, SEE ELEC. DRAWINGS*
- 2X4 OR 1X4 LUMINAIRE, SEE ELEC. DRAWINGS*
- RECESSED COMPACT FLUORESCENT DOWNLIGHT, SEE ELEC. DRAWINGS*
- SUSPENDED FIXTURE, SEE ELEC. DRAWINGS*
- SUSPENDED STRIP FIXTURE, SEE ELEC. DRAWINGS*
- WALL-MOUNTED WRAPAROUND FLUORESCENT FIXTURE, SEE ELEC. DRAWINGS*
- EXIT SIGNAGE
- SPEAKERS, SEE ELEC. AND AV DRAWINGS

NOTES:
1. FOR GYPSUM BOARD CEILING DETAILS,
2. FOR LAY-IN PANEL CEILING DETAILS,

* REFER TO ELECTRICAL DRAWINGS FOR LOCATIONS OF EMERGENCY LIGHTING.

REFLECTED CEILING PLAN FIXTURE LEGEND

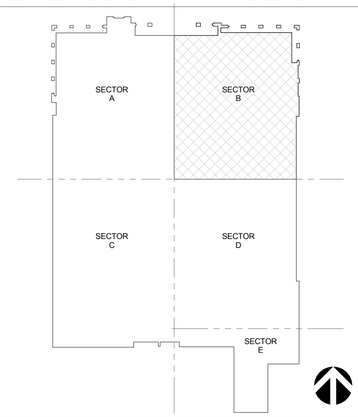

KEY PLAN SECTOR B

CONCOURSE LEVEL - SECTOR B | 1/8" = 1'-0" | **A1**

CALIFORNIA BAPTIST UNIVERSITY
EVENTS CENTER
8431 DIANA AVENUE, RIVERSIDE, CA

-

LICENSED ARCHITECT ROBERT M. SIMONS No. C-18301 Jan. 31, 2017 STATE OF CALIFORNIA

REVISIONS:

	DESCRIPTION	DATE
1	ASI 017	5-17-16

DATE ISSUED: 01/22/2016
SVA PROJECT NO: 2014-40129
SCALE: As indicated

SHEET NUMBER: A132-B
SHEET TITLE:

RCP - CONCOURSE LEVEL - SECTOR B

3 MACARTHUR PLACE, SUITE 850 SANTA ANA, CA 92707
T 949.809.3380 WWW.SVA-ARCHITECTS.COM

THIS DOCUMENT CONTAINS INFORMATION PROPRIETARY TO SVA ARCHITECTS INC. AND IS FURNISHED IN CONFIDENCE FOR THE LIMITED PURPOSE OF EVALUATION, BIDDING OR REVIEW. THIS DOCUMENT OR ITS CONTENTS MAY NOT BE USED FOR ANY OTHER PURPOSE AND MAY NOT BE REPRODUCED OR DISCLOSED TO OTHERS WITHOUT THE PRIOR WRITTEN CONSENT OF SVA ARCHITECTS INC. ALL RIGHTS RESERVED. © COPYRIGHT 2015.

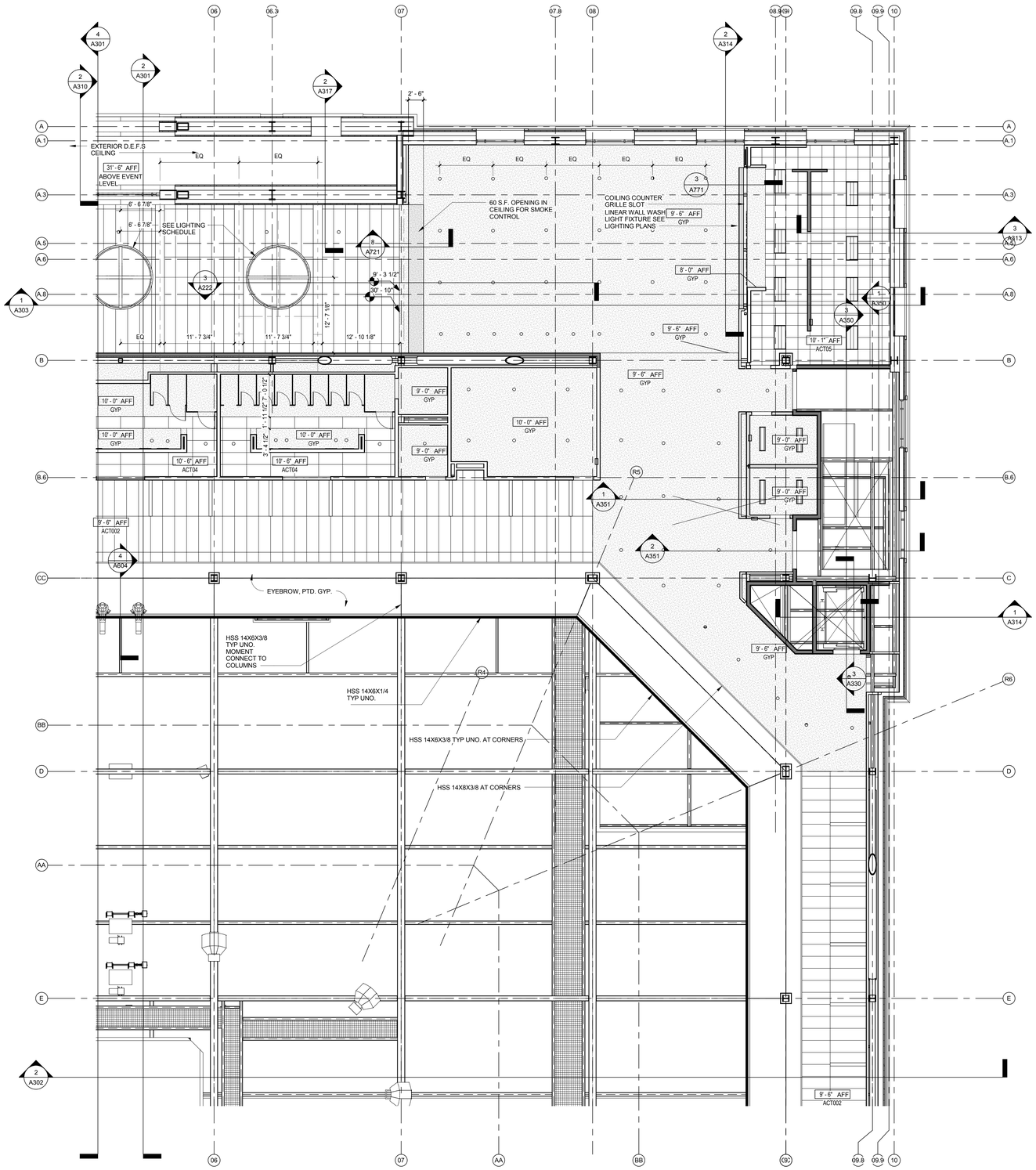

REFLECTED CEILING PLAN TYPICAL NOTES

1. HOME TEAM LOCKER ROOM LIGHTING, REFERENCE LIGHTING PLANS. SYMBOLS SHOWN FOR REFERENCE ONLY.
2. SEE LIGHTING AND ELECTRICAL PLANS FOR LOCATION OF LIGHTING FIXTURES
3. SEE MECHANICAL PLANS FOR LOCATIONS OF DIFFUSERS AND GRILLES
4. FIRE PROOFING:

A. 2-HR RATED FIRE PROOFING IS REQUIRED AT ALL STRUCTURAL COLUMNS AND FLOOR FRAMING BEAMS. FIRE PROOFING SHALL BE SPRAY APPLIED U.N.O.. SEE **SHEET A710** FOR ASSEMBLIES.

B. TYPICAL ROOF STRUCTURAL FRAMING AND DECK SHALL BE FIRE PROTECTED PER DETAILS ON **SHEET A710**.

C. SEE SHEET **A140.1** FOR FIRE PROOFING BOUNDARIES AT HIGH ROOF OVER SEATING BOWL. FIRE PROOFING DETAILS PER **SHEET A710**. FIRE PROOFING PER CBC TABLE 601 FOOTNOTE b WITH PROPOSED EQUIVALENT COVERAGE AS APPROVED BY AHJ.

D. PRECAST CONCRETE STADIA "GRANDSTANDS" JOINT SEALANTS ARE NOT RATED UNLESS NOTED OTHERWISE. PLEASE REFERENCE CODE REPORT SECTION 3.2.1.

5. IN PUBLIC AREAS CEILING ACCESS HATCH DOORS SHALL THE TYPE MADE TO RECEIVE THE FINISH OF THE SURROUNDING CEILING MATERIAL.
6. CEILING ACCESS PANELS SHALL BE LOCATED AT SMOKE FIRE DAMPERS, PLUMBING VALVES, ETC. AS REQUIRED FOR ACCESS TO MECHANICAL EQUIPMENT. FINAL LOCATIONS SHALL BE APPROVED BY THE ARCHITECT PRIOR TO INSTALL.
7. ALL GYPSUM BOARD CEILINGS SHALL BE PAINTED PER CBU STANDARD CEILING PAINT, U.N.O.
8. ALL EXPOSED STEEL STRUCTURE AND DECK IN BACK OF HOUSE AREAS TO BE LEFT UN-PAINTED.
9. ALL WALLS THAT EXTEND TO STRUCTURE AND ARE EXPOSED TO VIEW SHALL BE TEXTURED AND PAINTED FULL HEIGHT.

REFLECTED CEILING PLAN TYPICAL NOTES

RCP LEGEND

- 24"X96" ACT01
- 24"X72" ACT02
- 24"X24" ACT03
- 24"X48" ACT04
- 24"X24" WASHABLE ACT05
- GYPSUM CEILING
- WOOD CEILING
- EXPOSED , PTD.

LEGEND

- RECESSED SUPPLY AIR GRILL, SEE MECH. DRAWINGS
- RECESSED RETURN AIR GRILL, SEE MECH. DRAWINGS
- RECESSED EXHAUST AIR GRILL, SEE MECH. DRAWINGS
- 2X2 LUMINAIRE, SEE ELEC. DRAWINGS*
- 2X4 OR 1X4 LUMINAIRE, SEE ELEC. DRAWINGS*
- RECESSED COMPACT FLUORESCENT DOWNLIGHT, SEE ELEC. DRAWINGS*
- SUSPENDED FIXTURE, SEE ELEC. DRAWINGS*
- SUSPENDED STRIP FIXTURE, SEE ELEC. DRAWINGS*
- WALL-MOUNTED WRAPAROUND FLUORESCENT FIXTURE, SEE ELEC. DRAWINGS*
- EXIT SIGNAGE
- SPEAKERS, SEE ELEC. AND AV DRAWINGS

NOTES:
1. FOR GYPSUM BOARD CEILING DETAILS,
2. FOR LAY-IN PANEL CEILING DETAILS,

* REFER TO ELECTRICAL DRAWINGS FOR LOCATIONS OF EMERGENCY LIGHTING.

REFLECTED CEILING PLAN FIXTURE LEGEND

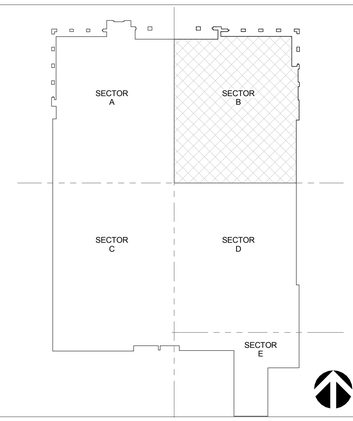

KEY PLAN SECTOR B

CONCOURSE LEVEL - SECTOR B | 1/8" = 1'-0" | **A1**

CALIFORNIA BAPTIST UNIVERSITY
EVENTS CENTER
8431 DIANA AVENUE, RIVERSIDE, CA

ISSUE FOR CONSTRUCTION 01-22-2016

REVISIONS:

	DESCRIPTION	DATE

DATE ISSUED: 01/22/2016
SVA PROJECT NO: 2014-40129
SCALE: As indicated

SHEET NUMBER: A132-B
SHEET TITLE:

RCP - CONCOURSE LEVEL - SECTOR B

HOK SVA ARCHITECTS
3 MACARTHUR PLACE, SUITE 850 SANTA ANA, CA 92707
T 949.809.3380 WWW.SVA-ARCHITECTS.COM

THIS DOCUMENT CONTAINS INFORMATION PROPRIETARY TO SVA ARCHITECTS INC. AND IS FURNISHED IN CONFIDENCE FOR THE LIMITED PURPOSE OF EVALUATION, BIDDING OR REVIEW. THIS DOCUMENT OR ITS CONTENTS MAY NOT BE USED FOR ANY OTHER PURPOSE AND MAY NOT BE REPRODUCED OR DISCLOSED TO OTHERS WITHOUT THE PRIOR WRITTEN CONSENT OF SVA ARCHITECTS INC. ALL RIGHTS RESERVED. © COPYRIGHT 2015.

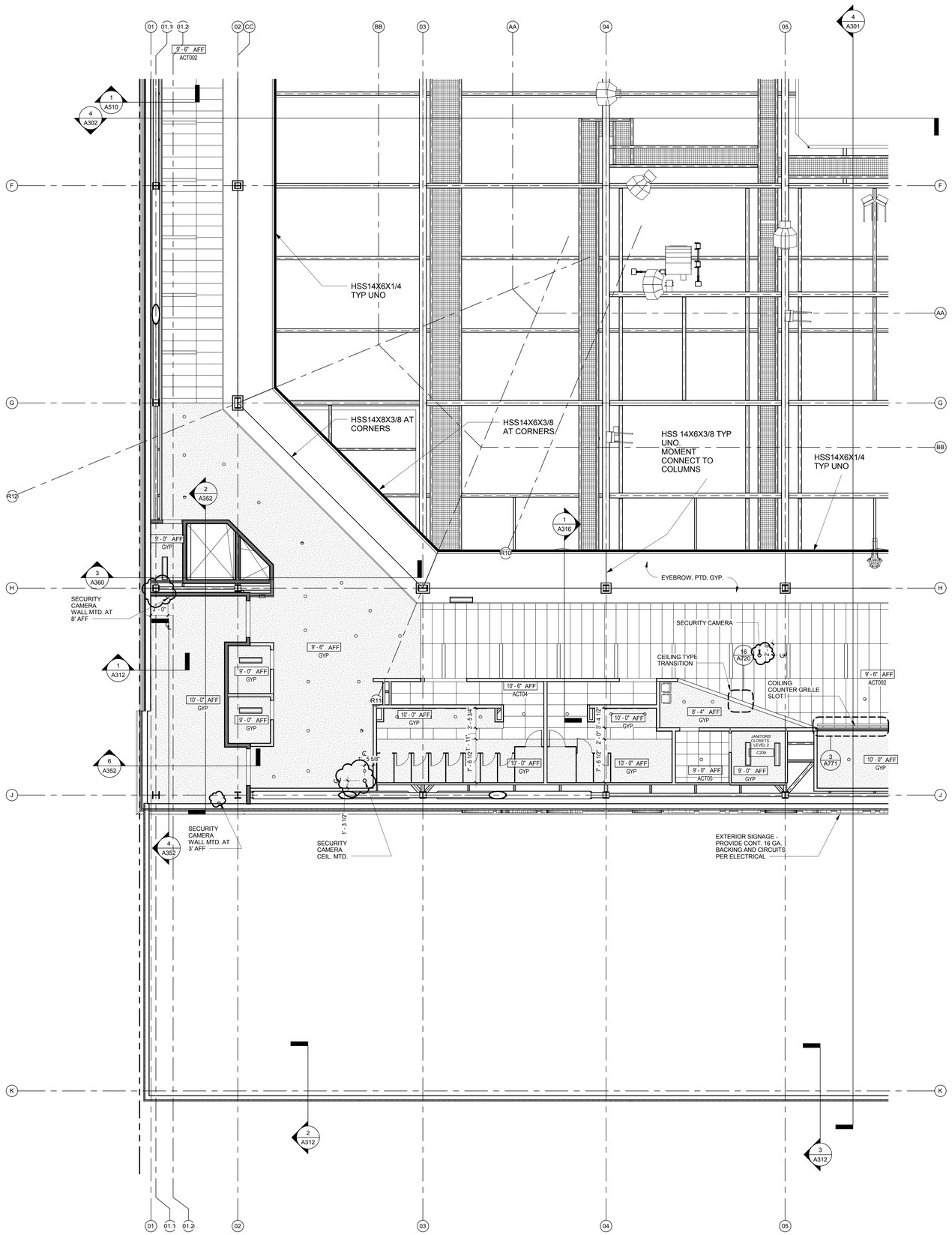

REFLECTED CEILING PLAN TYPICAL NOTES

1. HOME TEAM LOCKER ROOM LIGHTING, REFERENCE LIGHTING PLANS. SYMBOLS SHOWN FOR REFERENCE ONLY.

2. SEE LIGHTING AND ELECTRICAL PLANS FOR LOCATION OF LIGHTING FIXTURES

3. SEE MECHANICAL PLANS FOR LOCATIONS OF DIFFUSERS AND GRILLES

4. FIRE PROOFING:

A. 2-HR RATED FIRE PROOFING IS REQUIRED AT ALL STRUCTURAL COLUMNS AND FLOOR FRAMING BEAMS. FIRE PROOFING SHALL BE SPRAY APPLIED U.N.O.. SEE **SHEET A710** FOR ASSEMBLIES.

B. TYPICAL ROOF STRUCTURAL FRAMING AND DECK SHALL BE FIRE PROTECTED PER DETAILS ON **SHEET A710.**

C. SEE SHEET **A140.1** FOR FIRE PROOFING BOUNDARIES AT HIGH ROOF OVER SEATING BOWL. FIRE PROOFING DETAILS PER **SHEET A710**. FIRE PROOFING PER CBC TABLE 601 FOOTNOTE b WITH PROPOSED EQUIVALENT COVERAGE AS APPROVED BY AHJ.

D. PRECAST CONCRETE STADIA "GRANDSTANDS" JOINT SEALANTS ARE NOT RATED UNLESS NOTED OTHERWISE. PLEASE REFERENCE CODE REPORT SECTION 3.2.1.

5. IN PUBLIC AREAS CEILING ACCESS HATCH DOORS SHALL THE TYPE MADE TO RECEIVE THE FINISH OF THE SURROUNDING CEILING MATERIAL.

6. CEILING ACCESS PANELS SHALL BE LOCATED AT SMOKE FIRE DAMPERS, PLUMBING VALVES, ETC. AS REQUIRED FOR ACCESS TO MECHANICAL EQUIPMENT. FINAL LOCATIONS SHALL BE APPROVED BY THE ARCHITECT PRIOR TO INSTALL.

7. ALL GYPSUM BOARD CEILINGS SHALL BE PAINTED PER CBU STANDARD CEILING PAINT, U.N.O.

8. ALL EXPOSED STEEL STRUCTURE AND DECK IN BACK OF HOUSE AREAS TO BE LEFT UN-PAINTED.

9. ALL WALLS THAT EXTEND TO STRUCTURE AND ARE EXPOSED TO VIEW SHALL BE TEXTURED AND PAINTED FULL HEIGHT.

REFLECTED CEILING PLAN TYPICAL NOTES

RCP LEGEND

- 24"X96" ACT01
- 24"X72" ACT02
- 24"X24" ACT03
- 24"X48" ACT04
- 24"X24" WASHABLE ACT05
- GYPSUM CEILING
- WOOD CEILING
- EXPOSED , PTD.

LEGEND

- RECESSED SUPPLY AIR GRILL, SEE MECH. DRAWINGS
- RECESSED RETURN AIR GRILL, SEE MECH. DRAWINGS
- RECESSED EXHAUST AIR GRILL, SEE MECH. DRAWINGS
- 2X2 LUMINAIRE, SEE ELEC. DRAWINGS*
- 2X4 OR 1X4 LUMINAIRE, SEE ELEC. DRAWINGS*
- RECESSED COMPACT FLUORESCENT DOWNLIGHT, SEE ELEC. DRAWINGS*
- SUSPENDED FIXTURE, SEE ELEC. DRAWINGS*
- SUSPENDED STRIP FIXTURE, SEE ELEC. DRAWINGS*
- WALL-MOUNTED WRAPAROUND FLUORESCENT FIXTURE, SEE ELEC. DRAWINGS*
- EXIT SIGNAGE
- SPEAKERS, SEE ELEC. AND AV DRAWINGS

NOTES:
1. FOR GYPSUM BOARD CEILING DETAILS,
2. FOR LAY-IN PANEL CEILING DETAILS,

* REFER TO ELECTRICAL DRAWINGS FOR LOCATIONS OF EMERGENCY LIGHTING.

REFLECTED CEILING PLAN FIXTURE LEGEND

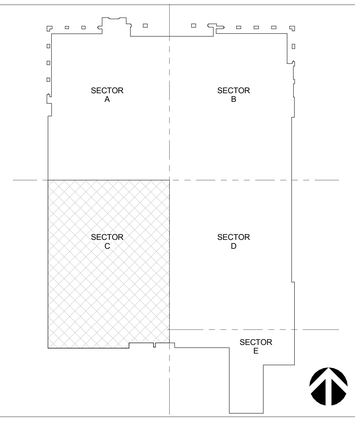

KEY PLAN SECTOR C

CONCOURSE LEVEL - SECTOR C | 1/8" = 1'-0" | A1

CALIFORNIA BAPTIST UNIVERSITY
EVENTS CENTER
8431 DIANA AVENUE, RIVERSIDE, CA

-

LICENSED ARCHITECT ROBERT M. SIMONS No. C-18301 Jan. 31, 2017 STATE OF CALIFORNIA

REVISIONS:

	DESCRIPTION	DATE
7	ASI 017	5-17-16

DATE ISSUED: 01/22/2016

SVA PROJECT NO: 2014-40129

SCALE: As indicated

SHEET NUMBER: A132-C

SHEET TITLE:

RCP - CONCOURSE LEVEL - SECTOR C

3 MACARTHUR PLACE, SUITE 850 SANTA ANA, CA 92707
T 949.809.3380 WWW.SVA-ARCHITECTS.COM

THIS DOCUMENT CONTAINS INFORMATION PROPRIETARY TO SVA ARCHITECTS INC. AND IS FURNISHED IN CONFIDENCE FOR THE LIMITED PURPOSE OF EVALUATION, BIDDING OR REVIEW. THIS DOCUMENT OR ITS CONTENTS MAY NOT BE USED FOR ANY OTHER PURPOSE AND MAY NOT BE REPRODUCED OR DISCLOSED TO OTHERS WITHOUT THE PRIOR WRITTEN CONSENT OF SVA ARCHITECTS INC. ALL RIGHTS RESERVED. © COPYRIGHT 2015.

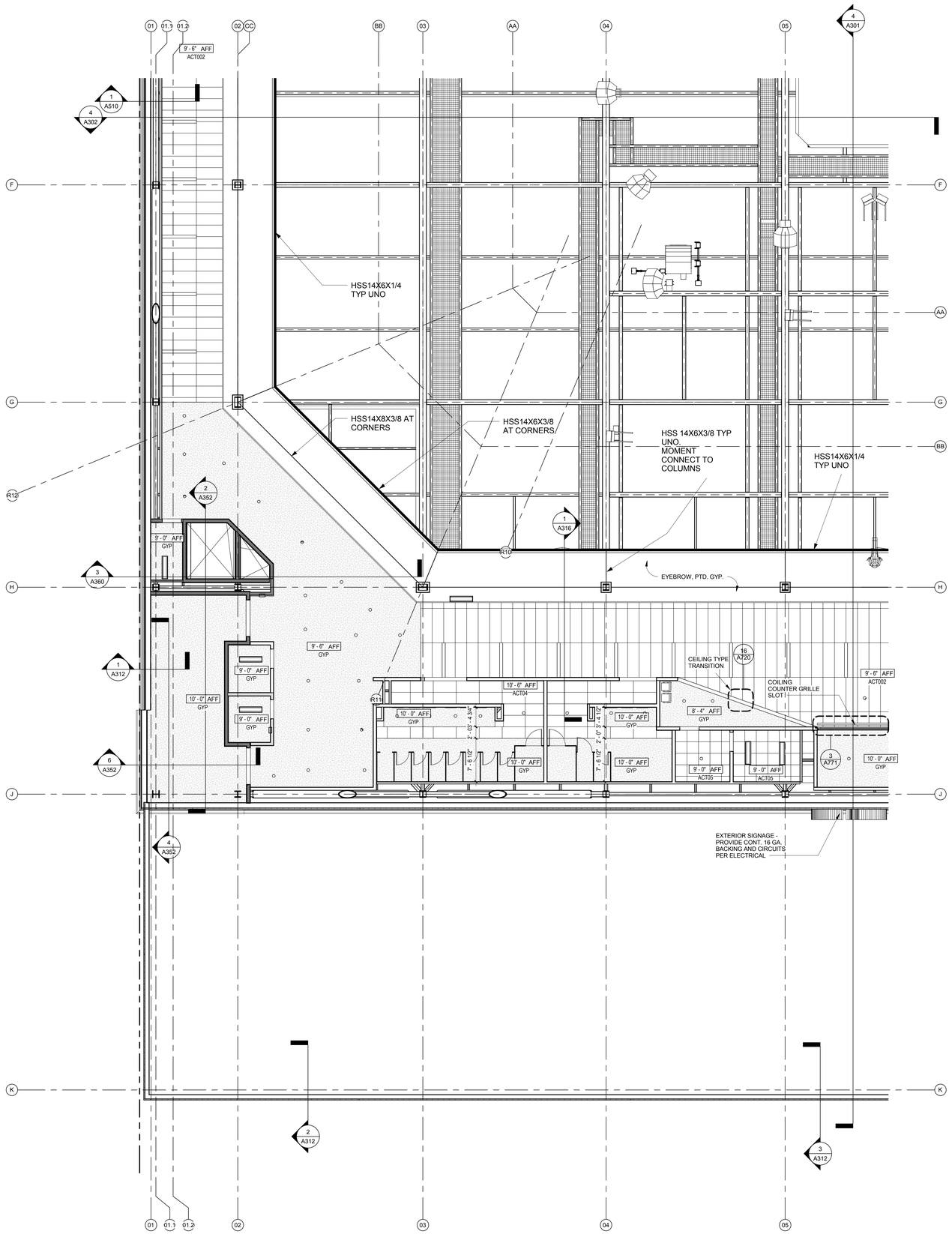

REFLECTED CEILING PLAN TYPICAL NOTES

1. HOME TEAM LOCKER ROOM LIGHTING, REFERENCE LIGHTING PLANS. SYMBOLS SHOWN FOR REFERENCE ONLY.

2. SEE LIGHTING AND ELECTRICAL PLANS FOR LOCATION OF LIGHTING FIXTURES

3. SEE MECHANICAL PLANS FOR LOCATIONS OF DIFFUSERS AND GRILLES

4. FIRE PROOFING:

A. 2-HR RATED FIRE PROOFING IS REQUIRED AT ALL STRUCTURAL COLUMNS AND FLOOR FRAMING BEAMS. FIRE PROOFING SHALL BE SPRAY APPLIED U.N.O.. SEE **SHEET A710** FOR ASSEMBLIES.

B. TYPICAL ROOF STRUCTURAL FRAMING AND DECK SHALL BE FIRE PROTECTED PER DETAILS ON **SHEET A710.**

C. SEE SHEET **A140.1** FOR FIRE PROOFING BOUNDARIES AT HIGH ROOF OVER SEATING BOWL. FIRE PROOFING DETAILS PER **SHEET A710**. FIRE PROOFING PER CBC TABLE 601 FOOTNOTE b WITH PROPOSED EQUIVALENT COVERAGE AS APPROVED BY AHJ.

D. PRECAST CONCRETE STADIA "GRANDSTANDS" JOINT SEALANTS ARE NOT RATED UNLESS NOTED OTHERWISE. PLEASE REFERENCE CODE REPORT SECTION 3.2.1.

5. IN PUBLIC AREAS CEILING ACCESS HATCH DOORS SHALL THE TYPE MADE TO RECEIVE THE FINISH OF THE SURROUNDING CEILING MATERIAL.

6. CEILING ACCESS PANELS SHALL BE LOCATED AT SMOKE FIRE DAMPERS, PLUMBING VALVES, ETC. AS REQUIRED FOR ACCESS TO MECHANICAL EQUIPMENT. FINAL LOCATIONS SHALL BE APPROVED BY THE ARCHITECT PRIOR TO INSTALL.

7. ALL GYPSUM BOARD CEILINGS SHALL BE PAINTED PER CBU STANDARD CEILING PAINT, U.N.O.

8. ALL EXPOSED STEEL STRUCTURE AND DECK IN BACK OF HOUSE AREAS TO BE LEFT UN-PAINTED.

9. ALL WALLS THAT EXTEND TO STRUCTURE AND ARE EXPOSED TO VIEW SHALL BE TEXTURED AND PAINTED FULL HEIGHT.

REFLECTED CEILING PLAN TYPICAL NOTES

RCP LEGEND

- 24"X96" ACT01
- 24"X72" ACT02
- 24"X24" ACT03
- 24"X48" ACT04
- 24"X24" WASHABLE ACT05
- GYPSUM CEILING
- WOOD CEILING
- EXPOSED , PTD.

LEGEND

- RECESSED SUPPLY AIR GRILL, SEE MECH. DRAWINGS
- RECESSED RETURN AIR GRILL, SEE MECH. DRAWINGS
- RECESSED EXHAUST AIR GRILL, SEE MECH. DRAWINGS
- 2X2 LUMINAIRE, SEE ELEC. DRAWINGS*
- 2X4 OR 1X4 LUMINAIRE, SEE ELEC. DRAWINGS*
- RECESSED COMPACT FLUORESCENT DOWNLIGHT, SEE ELEC. DRAWINGS*
- SUSPENDED FIXTURE, SEE ELEC. DRAWINGS*
- SUSPENDED STRIP FIXTURE, SEE ELEC. DRAWINGS*
- WALL-MOUNTED WRAPAROUND FLUORESCENT FIXTURE, SEE ELEC. DRAWINGS*
- EXIT SIGNAGE
- SPEAKERS, SEE ELEC. AND AV DRAWINGS

NOTES:
1. FOR GYPSUM BOARD CEILING DETAILS,
2. FOR LAY-IN PANEL CEILING DETAILS,

* REFER TO ELECTRICAL DRAWINGS FOR LOCATIONS OF EMERGENCY LIGHTING.

REFLECTED CEILING PLAN FIXTURE LEGEND

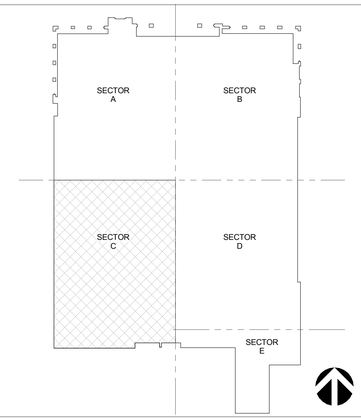

KEY PLAN SECTOR C

CONCOURSE LEVEL - SECTOR C | 1/8" = 1'-0" | **A1**

CALIFORNIA BAPTIST UNIVERSITY
EVENTS CENTER
8431 DIANA AVENUE, RIVERSIDE, CA

ISSUE FOR CONSTRUCTION 01-22-2016

REVISIONS:

	DESCRIPTION	DATE

DATE ISSUED: 01/22/2016
SVA PROJECT NO: 2014-40129
SCALE: As indicated

SHEET NUMBER: A132-C
SHEET TITLE:

RCP - CONCOURSE LEVEL - SECTOR C

ARCHITECTS
3 MACARTHUR PLACE, SUITE 850 SANTA ANA, CA 92707
T 949.809.3380 WWW.SVA-ARCHITECTS.COM

THIS DOCUMENT CONTAINS INFORMATION PROPRIETARY TO SVA ARCHITECTS INC. AND IS FURNISHED IN CONFIDENCE FOR THE LIMITED PURPOSE OF EVALUATION, BIDDING OR REVIEW. THIS DOCUMENT OR ITS CONTENTS MAY NOT BE USED FOR ANY OTHER PURPOSE AND MAY NOT BE REPRODUCED OR DISCLOSED TO OTHERS WITHOUT THE PRIOR WRITTEN CONSENT OF SVA ARCHITECTS INC. ALL RIGHTS RESERVED. © COPYRIGHT 2015.

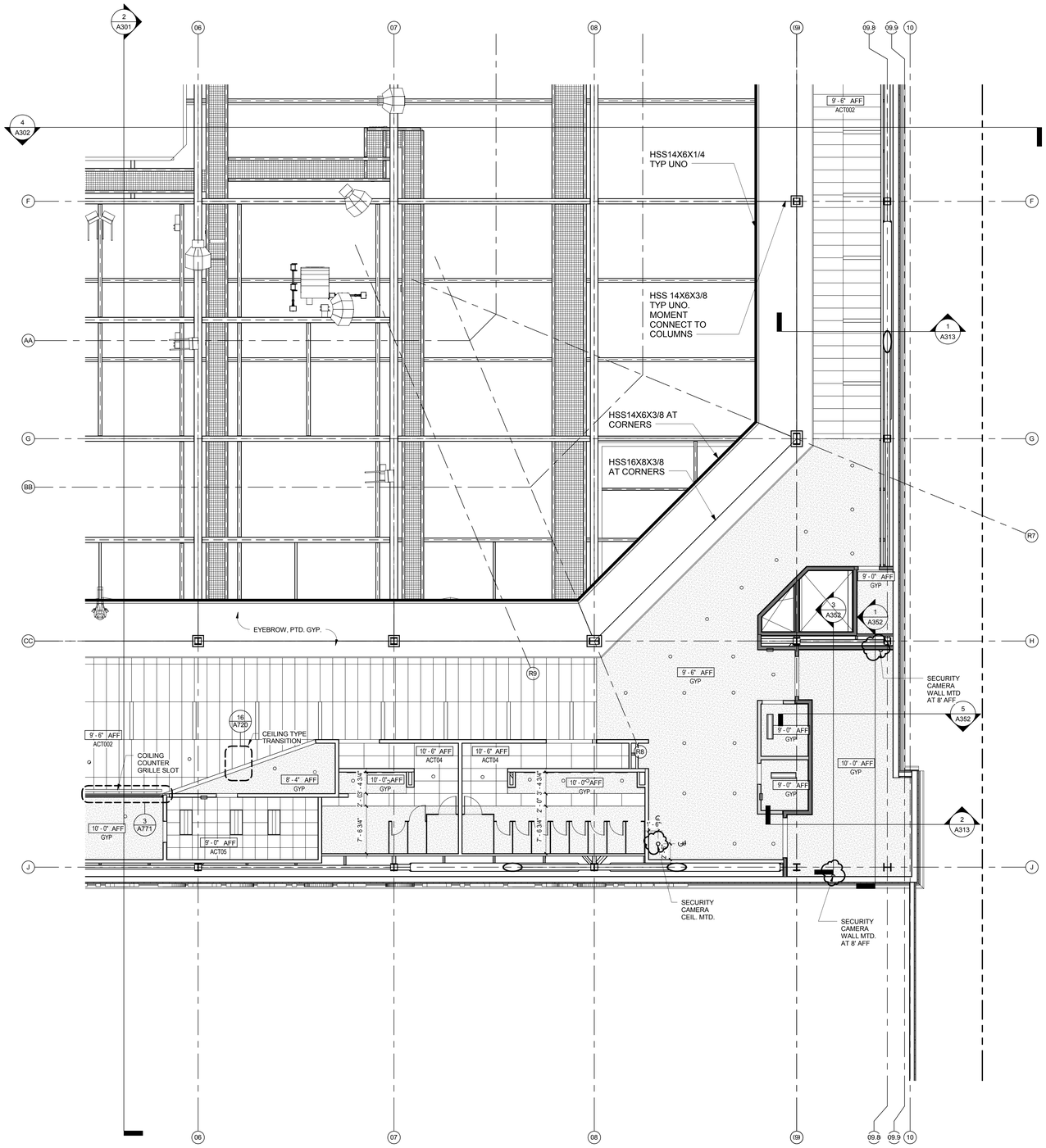

REFLECTED CEILING PLAN TYPICAL NOTES

1. HOME TEAM LOCKER ROOM LIGHTING, REFERENCE LIGHTING PLANS. SYMBOLS SHOWN FOR REFERENCE ONLY.

2. SEE LIGHTING AND ELECTRICAL PLANS FOR LOCATION OF LIGHTING FIXTURES

3. SEE MECHANICAL PLANS FOR LOCATIONS OF DIFFUSERS AND GRILLES

4. FIRE PROOFING:

A. 2-HR RATED FIRE PROOFING IS REQUIRED AT ALL STRUCTURAL COLUMNS AND FLOOR FRAMING BEAMS. FIRE PROOFING SHALL BE SPRAY APPLIED U.N.O.. SEE **SHEET A710** FOR ASSEMBLIES.

B. TYPICAL ROOF STRUCTURAL FRAMING AND DECK SHALL BE FIRE PROTECTED PER DETAILS ON **SHEET A710.**

C. SEE SHEET **A140.1** FOR FIRE PROOFING BOUNDARIES AT HIGH ROOF OVER SEATING BOWL. FIRE PROOFING DETAILS PER **SHEET A710**. FIRE PROOFING PER CBC TABLE 601 FOOTNOTE b WITH PROPOSED EQUIVALENT COVERAGE AS APPROVED BY AHJ.

D. PRECAST CONCRETE STADIA "GRANDSTANDS" JOINT SEALANTS ARE NOT RATED UNLESS NOTED OTHERWISE. PLEASE REFERENCE CODE REPORT SECTION 3.2.1.

5. IN PUBLIC AREAS CEILING ACCESS HATCH DOORS SHALL THE TYPE MADE TO RECEIVE THE FINISH OF THE SURROUNDING CEILING MATERIAL.

6. CEILING ACCESS PANELS SHALL BE LOCATED AT SMOKE FIRE DAMPERS, PLUMBING VALVES, ETC. AS REQUIRED FOR ACCESS TO MECHANICAL EQUIPMENT. FINAL LOCATIONS SHALL BE APPROVED BY THE ARCHITECT PRIOR TO INSTALL.

7. ALL GYPSUM BOARD CEILINGS SHALL BE PAINTED PER CBU STANDARD CEILING PAINT, U.N.O.

8. ALL EXPOSED STEEL STRUCTURE AND DECK IN BACK OF HOUSE AREAS TO BE LEFT UN-PAINTED.

9. ALL WALLS THAT EXTEND TO STRUCTURE AND ARE EXPOSED TO VIEW SHALL BE TEXTURED AND PAINTED FULL HEIGHT.

REFLECTED CEILING PLAN TYPICAL NOTES

RCP LEGEND

- 24"X96" ACT01
- 24"X72" ACT02
- 24"X24" ACT03
- 24"X48" ACT04
- 24"X24" WASHABLE ACT05
- GYPSUM CEILING
- WOOD CEILING
- EXPOSED , PTD.

LEGEND

- RECESSED SUPPLY AIR GRILL, SEE MECH. DRAWINGS
- RECESSED RETURN AIR GRILL, SEE MECH. DRAWINGS
- RECESSED EXHAUST AIR GRILL, SEE MECH. DRAWINGS
- 2X2 LUMINAIRE, SEE ELEC. DRAWINGS*
- 2X4 OR 1X4 LUMINAIRE, SEE ELEC. DRAWINGS*
- RECESSED COMPACT FLUORESCENT DOWNLIGHT, SEE ELEC. DRAWINGS*
- SUSPENDED FIXTURE, SEE ELEC. DRAWINGS*
- SUSPENDED STRIP FIXTURE, SEE ELEC. DRAWINGS*
- WALL-MOUNTED WRAPAROUND FLUORESCENT FIXTURE, SEE ELEC. DRAWINGS*
- EXIT SIGNAGE
- SPEAKERS, SEE ELEC. AND AV DRAWINGS

NOTES:
1. FOR GYPSUM BOARD CEILING DETAILS,
2. FOR LAY-IN PANEL CEILING DETAILS,

* REFER TO ELECTRICAL DRAWINGS FOR LOCATIONS OF EMERGENCY LIGHTING.

REFLECTED CEILING PLAN FIXTURE LEGEND

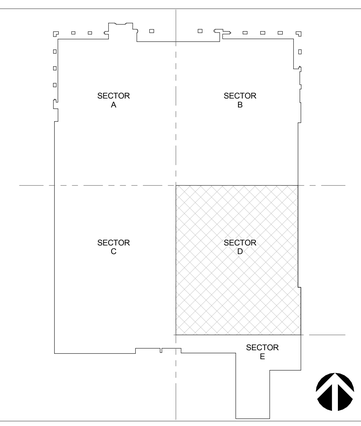

KEY PLAN SECTOR D

CONCOURSE LEVEL - SECTOR D | 1/8" = 1'-0" | A1

CALIFORNIA BAPTIST UNIVERSITY
EVENTS CENTER
8431 DIANA AVENUE, RIVERSIDE, CA

cbu

-

LICENSED ARCHITECT
ROBERT M. SIMONS
No. C-18301
Jan. 31, 2017
STATE OF CALIFORNIA

REVISIONS:

	DESCRIPTION	DATE
7	ASI 017	5-17-16
6		
5		
4		
3		
2		
1		

DATE ISSUED: 01/22/2016
SVA PROJECT NO: 2014-40129
SCALE: As indicated

SHEET NUMBER: A132-D
SHEET TITLE:

RCP - CONCOURSE LEVEL - SECTOR D

ARCHITECTS
3 MACARTHUR PLACE, SUITE 850 SANTA ANA, CA 92707
T 949.809.3380 WWW.SVA-ARCHITECTS.COM

THIS DOCUMENT CONTAINS INFORMATION PROPRIETARY TO SVA ARCHITECTS INC., AND IS FURNISHED IN CONFIDENCE FOR THE LIMITED PURPOSE OF EVALUATION, BIDDING OR REVIEW. THIS DOCUMENT OR ITS CONTENTS MAY NOT BE USED FOR ANY OTHER PURPOSE AND MAY NOT BE REPRODUCED OR DISCLOSED TO OTHERS WITHOUT THE PRIOR WRITTEN CONSENT OF SVA ARCHITECTS INC. ALL RIGHTS RESERVED, © COPYRIGHT 2015.

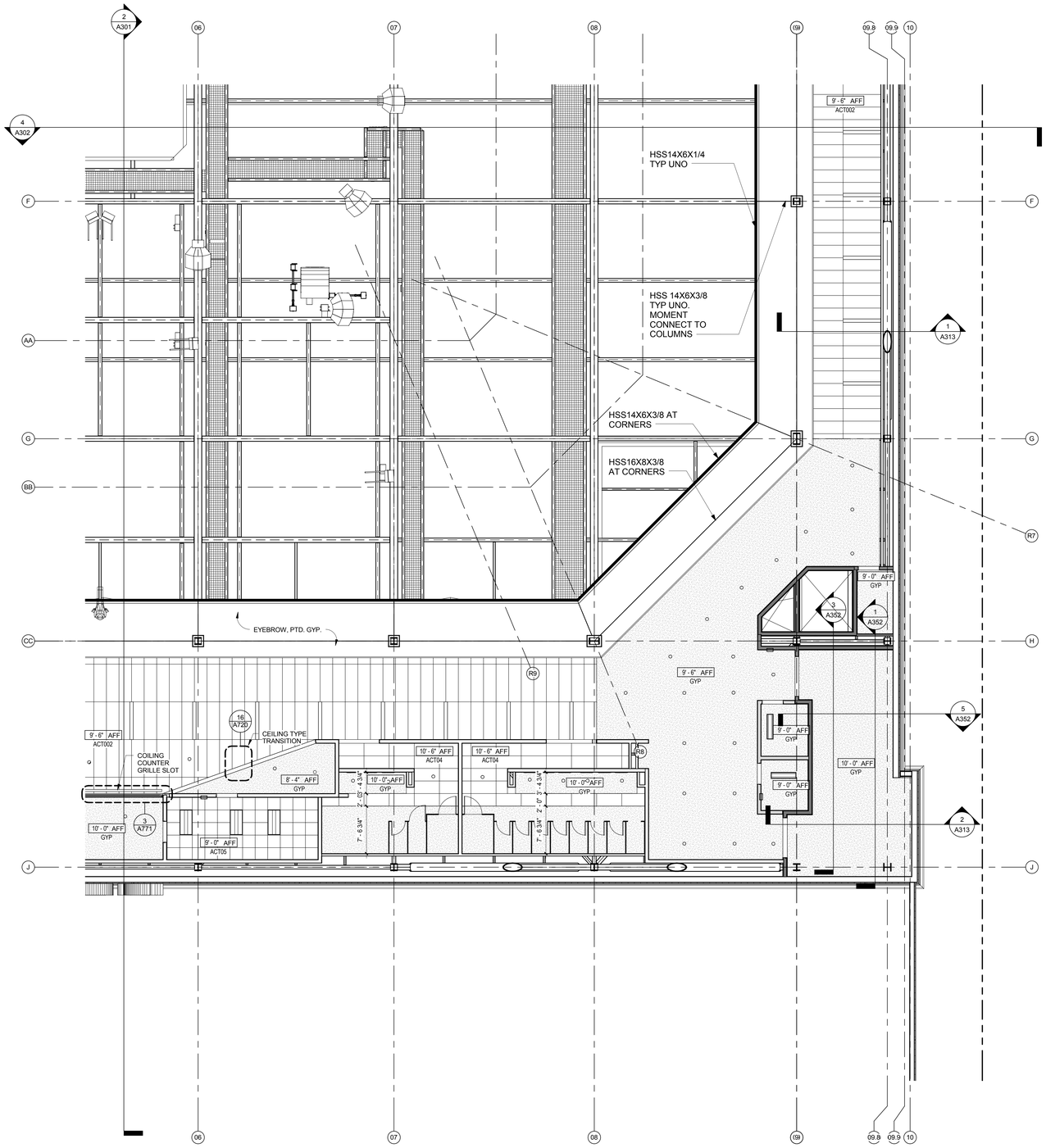

REFLECTED CEILING PLAN TYPICAL NOTES

1. HOME TEAM LOCKER ROOM LIGHTING, REFERENCE LIGHTING PLANS. SYMBOLS SHOWN FOR REFERENCE ONLY.

2. SEE LIGHTING AND ELECTRICAL PLANS FOR LOCATION OF LIGHTING FIXTURES

3. SEE MECHANICAL PLANS FOR LOCATIONS OF DIFFUSERS AND GRILLES

4. FIRE PROOFING:

A. 2-HR RATED FIRE PROOFING IS REQUIRED AT ALL STRUCTURAL COLUMNS AND FLOOR FRAMING BEAMS. FIRE PROOFING SHALL BE SPRAY APPLIED U.N.O.. SEE **SHEET A710** FOR ASSEMBLIES.

B. TYPICAL ROOF STRUCTURAL FRAMING AND DECK SHALL BE FIRE PROTECTED PER DETAILS ON **SHEET A710.**

C. SEE SHEET **A140.1** FOR FIRE PROOFING BOUNDARIES AT HIGH ROOF OVER SEATING BOWL. FIRE PROOFING DETAILS PER **SHEET A710**. FIRE PROOFING PER CBC TABLE 601 FOOTNOTE b WITH PROPOSED EQUIVALENT COVERAGE AS APPROVED BY AHJ.

D. PRECAST CONCRETE STADIA "GRANDSTANDS" JOINT SEALANTS ARE NOT RATED UNLESS NOTED OTHERWISE. PLEASE REFERENCE CODE REPORT SECTION 3.2.1.

5. IN PUBLIC AREAS CEILING ACCESS HATCH DOORS SHALL THE TYPE MADE TO RECEIVE THE FINISH OF THE SURROUNDING CEILING MATERIAL.

6. CEILING ACCESS PANELS SHALL BE LOCATED AT SMOKE FIRE DAMPERS, PLUMBING VALVES, ETC. AS REQUIRED FOR ACCESS TO MECHANICAL EQUIPMENT. FINAL LOCATIONS SHALL BE APPROVED BY THE ARCHITECT PRIOR TO INSTALL.

7. ALL GYPSUM BOARD CEILINGS SHALL BE PAINTED PER CBU STANDARD CEILING PAINT, U.N.O.

8. ALL EXPOSED STEEL STRUCTURE AND DECK IN BACK OF HOUSE AREAS TO BE LEFT UN-PAINTED.

9. ALL WALLS THAT EXTEND TO STRUCTURE AND ARE EXPOSED TO VIEW SHALL BE TEXTURED AND PAINTED FULL HEIGHT.

REFLECTED CEILING PLAN TYPICAL NOTES

RCP LEGEND

- 24"X96" ACT01
- 24"X72" ACT02
- 24"X24" ACT03
- 24"X48" ACT04
- 24"X24" WASHABLE ACT05
- GYPSUM CEILING
- WOOD CEILING
- EXPOSED , PTD.

LEGEND

- RECESSED SUPPLY AIR GRILL, SEE MECH. DRAWINGS
- RECESSED RETURN AIR GRILL, SEE MECH. DRAWINGS
- RECESSED EXHAUST AIR GRILL, SEE MECH. DRAWINGS
- 2X2 LUMINAIRE, SEE ELEC. DRAWINGS*
- 2X4 OR 1X4 LUMINAIRE, SEE ELEC. DRAWINGS*
- RECESSED COMPACT FLUORESCENT DOWNLIGHT, SEE ELEC. DRAWINGS*
- SUSPENDED FIXTURE, SEE ELEC. DRAWINGS*
- SUSPENDED STRIP FIXTURE, SEE ELEC. DRAWINGS*
- WALL-MOUNTED WRAPAROUND FLUORESCENT FIXTURE, SEE ELEC. DRAWINGS*
- EXIT SIGNAGE
- SPEAKERS, SEE ELEC. AND AV DRAWINGS

NOTES:
1. FOR GYPSUM BOARD CEILING DETAILS,
2. FOR LAY-IN PANEL CEILING DETAILS,

* REFER TO ELECTRICAL DRAWINGS FOR LOCATIONS OF EMERGENCY LIGHTING.

REFLECTED CEILING PLAN FIXTURE LEGEND

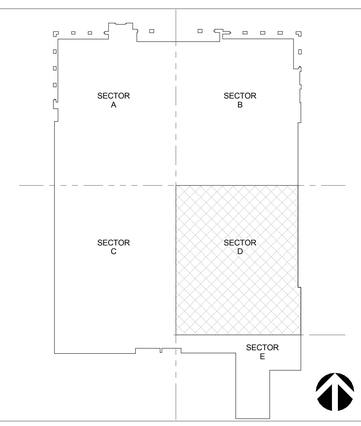

KEY PLAN SECTOR D

CONCOURSE LEVEL - SECTOR D | 1/8" = 1'-0" | A1

CALIFORNIA BAPTIST UNIVERSITY
EVENTS CENTER
8431 DIANA AVENUE, RIVERSIDE, CA

ISSUE FOR CONSTRUCTION 01-22-2016

REVISIONS:

	DESCRIPTION	DATE

DATE ISSUED: 01/22/2016
SVA PROJECT NO: 2014-40129
SCALE: As indicated

SHEET NUMBER: A132-D
SHEET TITLE:

RCP - CONCOURSE LEVEL - SECTOR D

ARCHITECTS
3 MACARTHUR PLACE, SUITE 850 SANTA ANA, CA 92707
T 949.809.3380 WWW.SVA-ARCHITECTS.COM

THIS DOCUMENT CONTAINS INFORMATION PROPRIETARY TO SVA ARCHITECTS INC., AND IS FURNISHED IN CONFIDENCE FOR THE LIMITED PURPOSE OF EVALUATION, BIDDING OR REVIEW. THIS DOCUMENT OR ITS CONTENTS MAY NOT BE USED FOR ANY OTHER PURPOSE AND MAY NOT BE REPRODUCED OR DISCLOSED TO OTHERS WITHOUT THE PRIOR WRITTEN CONSENT OF SVA ARCHITECTS INC. ALL RIGHTS RESERVED, © COPYRIGHT 2015.

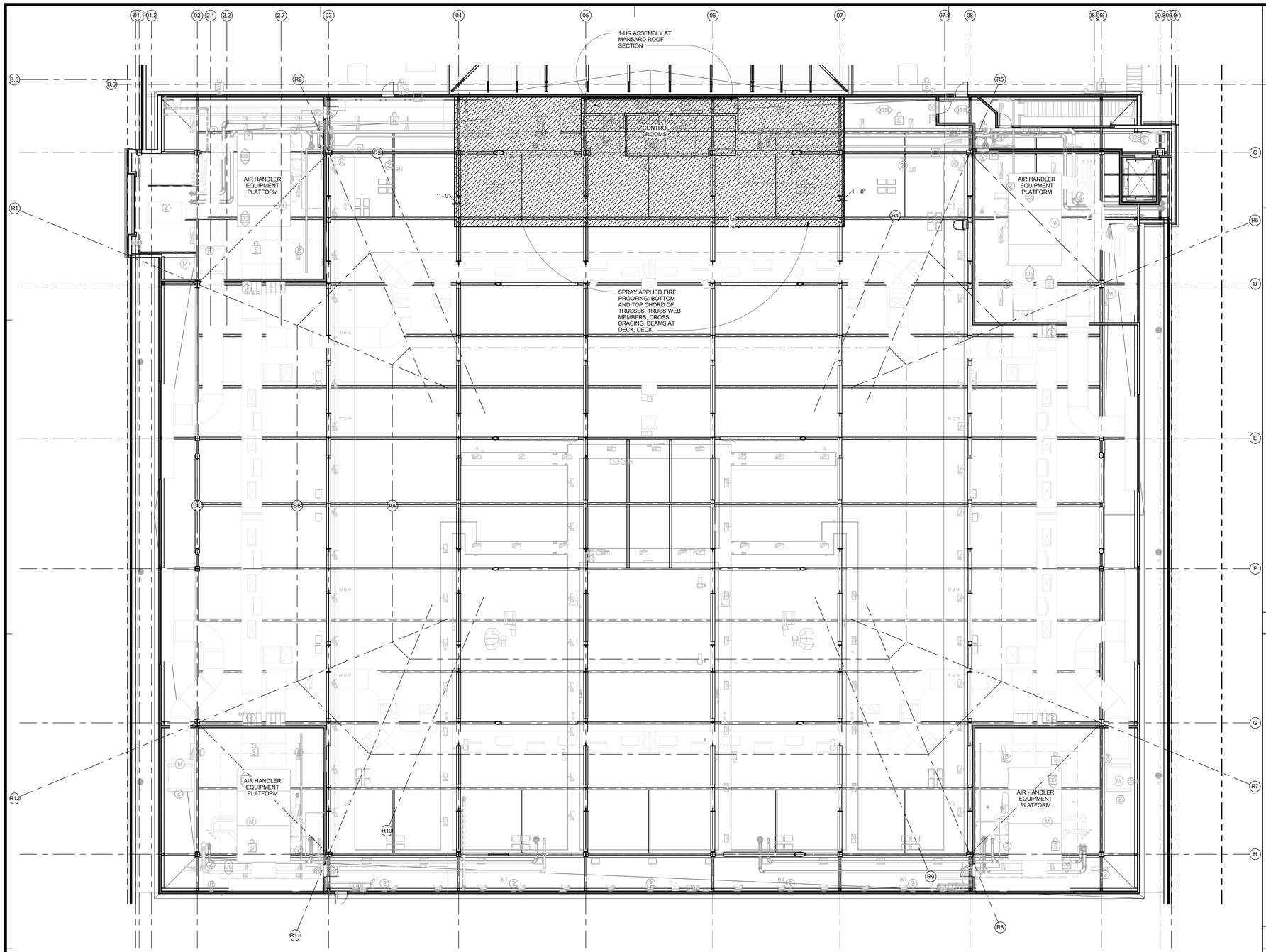

FIRE PROOFING LEGEND

2- HR FIRE PROOFING REQUIRED ON ALL STRUCTURAL FLOOR FRAMING AND COLUMNS.

1- HR FIRE PROTECTION REQUIRED ON ROOF AREAS WITHIN 20 FEET OF THE OCCUPIED FLOOR PER CBC TABLE 601

2- HR EQUIVALENT FIRE PROOFING EXTENDING TO 24" BEYOND 1ST CRITICAL STRUCTURAL CONNECTION BEYOND FLOOR AREA WITHIN 20' OF ROOF FRAMING.

[PROPOSED ALTERNATE EQUIVALENT COVERAGE. CBC TABLE 601 FOOTNOTE b. IN LIEU OF 1-HR PROTECTION AT ENTIRE ROOF STRUCTURE SEEKING AHJ APPROVAL FOR PROPOSED 2-HR PROTECTION AT LIMITED AREAS AS SHOWN AND DESCRIBED.]

FIRE PROOFING LEGEND

REFLECTED CEILING PLAN TYPICAL NOTES

1. HOME TEAM LOCKER ROOM LIGHTING, REFERENCE LIGHTING PLANS. SYMBOLS SHOWN FOR REFERENCE ONLY.

2. SEE LIGHTING AND ELECTRICAL PLANS FOR LOCATION OF LIGHTING FIXTURES

3. SEE MECHANICAL PLANS FOR LOCATIONS OF DIFFUSERS AND GRILLES

4. FIRE PROOFING:

A. 2-HR RATED FIRE PROOFING IS REQUIRED AT ALL STRUCTURAL COLUMNS AND FLOOR FRAMING BEAMS. FIRE PROOFING SHALL BE SPRAY APPLIED U.N.O.. SEE **SHEET A710** FOR ASSEMBLIES.

B. TYPICAL ROOF STRUCTURAL FRAMING AND DECK SHALL BE FIRE PROTECTED PER DETAILS ON **SHEET A710.**

C. SEE SHEET **A140.1** FOR FIRE PROOFING BOUNDARIES AT HIGH ROOF OVER SEATING BOWL. FIRE PROOFING DETAILS PER **SHEET A710**. FIRE PROOFING PER CBC TABLE 601 FOOTNOTE b WITH PROPOSED EQUIVALENT COVERAGE AS APPROVED BY AHJ.

D. PRECAST CONCRETE STADIA "GRANDSTANDS" JOINT SEALANTS ARE NOT RATED UNLESS NOTED OTHERWISE. PLEASE REFERENCE CODE REPORT SECTION 3.2.1.

5. IN PUBLIC AREAS CEILING ACCESS HATCH DOORS SHALL THE TYPE MADE TO RECEIVE THE FINISH OF THE SURROUNDING CEILING MATERIAL.

6. CEILING ACCESS PANELS SHALL BE LOCATED AT SMOKE FIRE DAMPERS, PLUMBING VALVES, ETC. AS REQUIRED FOR ACCESS TO MECHANICAL EQUIPMENT. FINAL LOCATIONS SHALL BE APPROVED BY THE ARCHITECT PRIOR TO INSTALL.

7. ALL GYPSUM BOARD CEILINGS SHALL BE PAINTED PER CBU STANDARD CEILING PAINT, U.N.O.

8. ALL EXPOSED STEEL STRUCTURE AND DECK IN BACK OF HOUSE AREAS TO BE LEFT UN-PAINTED.

9. ALL WALLS THAT EXTEND TO STRUCTURE AND ARE EXPOSED TO VIEW SHALL BE TEXTURED AND PAINTED FULL HEIGHT.

REFLECTED CEILING PLAN TYPICAL NOTES

RCP OF BOWL AREA - FP | 3/32" = 1'-0" | 1

CALIFORNIA BAPTIST UNIVERSITY
EVENTS CENTER
8431 DIANA AVENUE, RIVERSIDE, CA

ISSUE FOR CONSTRUCTION 01-22-2016

REVISIONS:

	DESCRIPTION	DATE
1		
2		
3		
4		
5		
6		
7		
8		
9		
10		
11		
12		

DATE ISSUED: 01/22/2016

SVA PROJECT NO: 2014-40129

SCALE: As indicated

SHEET NUMBER: A140.1

SHEET TITLE:

ABOVE CATWALK LEVEL RCP F.P. DIAGRAM

h+k SVA ARCHITECTS

3 MACARTHUR PLACE, SUITE 850 SANTA ANA, CA 92707
T 949.809.3380 WWW.SVA-ARCHITECTS.COM

THIS DOCUMENT CONTAINS INFORMATION PROPRIETARY TO SVA ARCHITECTS INC. AND IS FURNISHED IN CONFIDENCE FOR THE LIMITED PURPOSE OF EVALUATION, BIDDING OR REVIEW. THIS DOCUMENT OR ITS CONTENTS MAY NOT BE USED FOR ANY OTHER PURPOSE AND MAY NOT BE REPRODUCED OR DISCLOSED WITHOUT THE PRIOR WRITTEN CONSENT OF SVA ARCHITECTS INC. ALL RIGHTS RESERVED, © COPYRIGHT 2015.

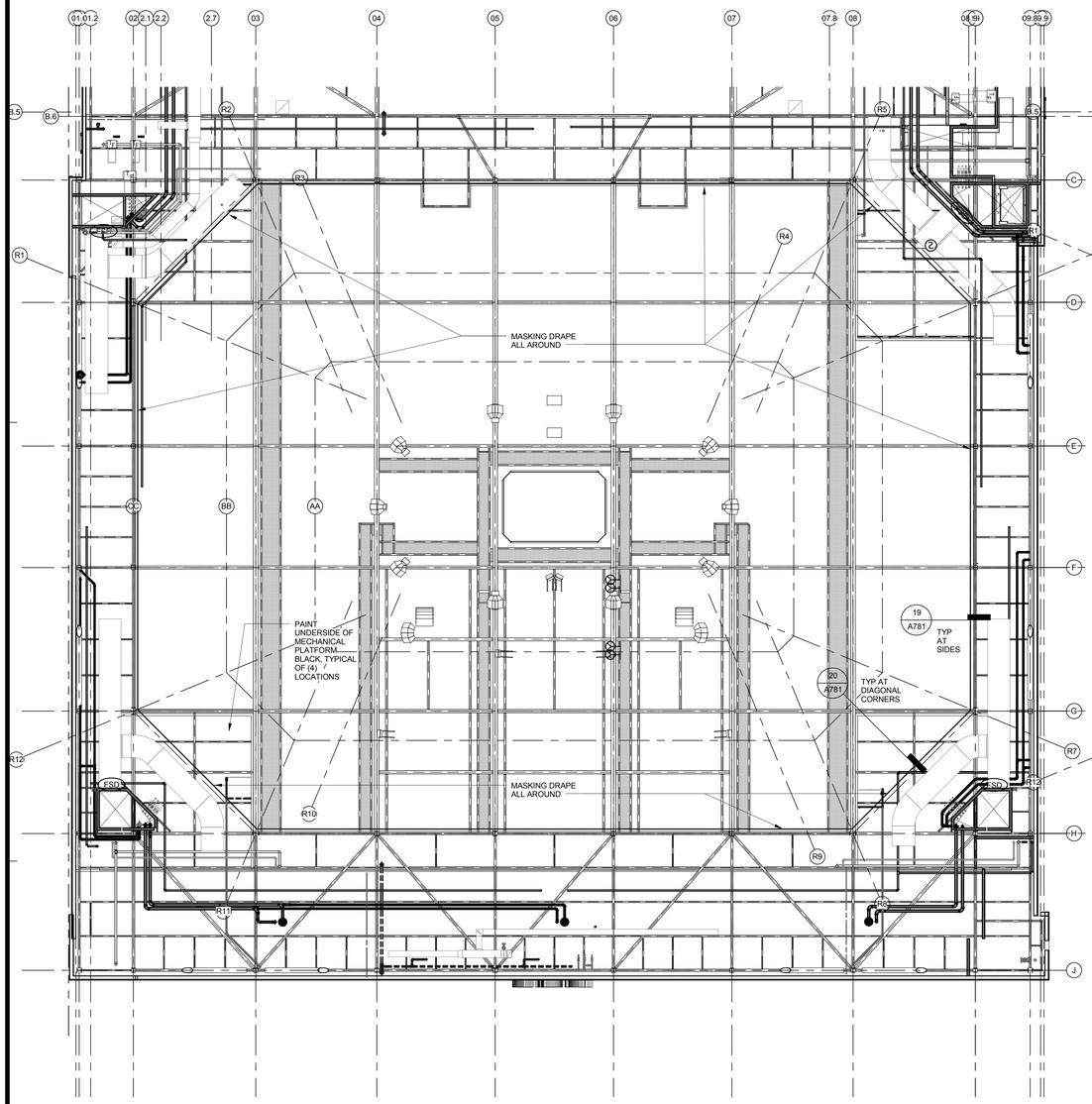

MEZZANINE LEVEL RCP | 1/16" = 1'-0" | 2

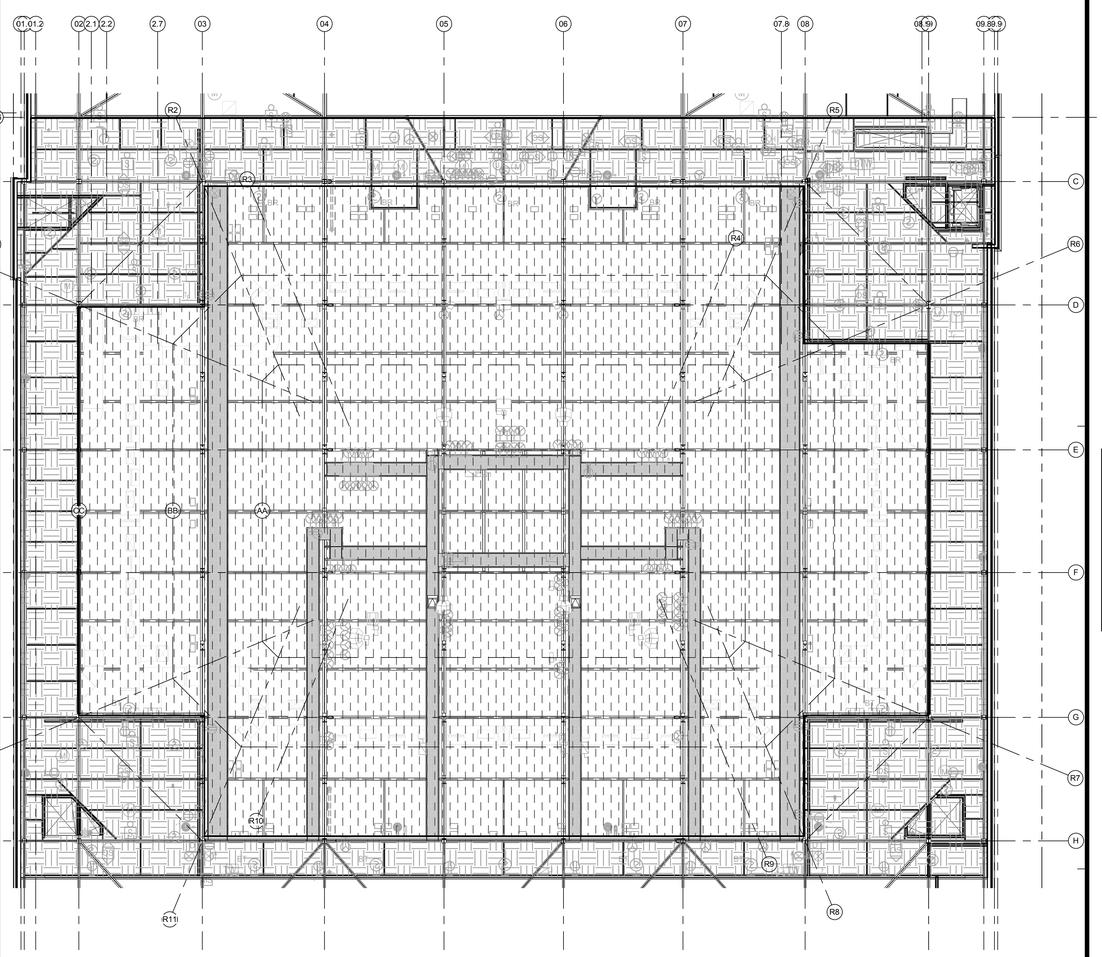

RCP OF BOWL AREA -ACOUSTIC | 1/16" = 1'-0" | 1

ACOUSTICAL TREATMENT LEGEND

LAPENDARY BANNERS AT 80% OF BOWL ROOF SURFACE

1 LAYER, 1" THICK, 1.5 PCF, BLACK FINISH, INSULATION BOARD (JOHNS MANVILLE INSUL SHIELD I/S 150 OR EQUIV. OVER 3" THICK 1.5 PCF, UNFACED INSULATION BOARD, (JOHNS MANVILLE INSUL SHIELD I/S 150 OF EQUIV.). INSTALL WITH INSULATION STICKS W/ WASHERS, PAINTED BLACK, AT 24" O.C. EA. WAY

(4) MAIN AHU ROOMS:

ADDITIONALLY TREAT AVAILABLE WALL SURFACES WITH:

STAINLESS, GALV., OR BLACK PVC-COATED WIRE MESH PROTECTIVE COVERING (1" SQ, 16 GA.) OVER 1 LAYER, 2" THICK, 3 PCF, BLACK FINISH, INSULATION BOARD (JOHNS MANVILLE INSUL SHIELD I/S 300 OR EQUIV.). INSTALL WITH INSULATION STICKS W/ WASHERS, PAINTED BLACK, AT 24" O.C. EA. WAY

ACOUSTIC TREATMENT LEGEND

CALIFORNIA BAPTIST UNIVERSITY

EVENTS CENTER

8431 DIANA AVENUE, RIVERSIDE, CA

ISSUE FOR CONSTRUCTION 01-22-2016

REVISIONS:

	DESCRIPTION	DATE

DATE ISSUED: 01/22/2016

SVA PROJECT NO: 2014-40129

SCALE: As indicated

SHEET NUMBER: A140.2

SHEET TITLE:

ABOVE CATWALK LEVEL RCP ACOUSTICAL DIAGRAM

3 MACARTHUR PLACE, SUITE 850 SANTA ANA, CA 92707
T 949.809.3380 WWW.SVA-ARCHITECTS.COM

THIS DOCUMENT CONTAINS INFORMATION PROPRIETARY TO SVA ARCHITECTS INC. AND IS FURNISHED IN CONFIDENCE FOR THE LIMITED PURPOSE OF EVALUATION, BIDDING OR REVIEW. THIS DOCUMENT OR ITS CONTENTS MAY NOT BE USED FOR ANY OTHER PURPOSE AND MAY NOT BE REPRODUCED OR DISCLOSED TO OTHERS WITHOUT THE PRIOR WRITTEN CONSENT OF SVA ARCHITECTS INC. ALL RIGHTS RESERVED. © COPYRIGHT 2015.

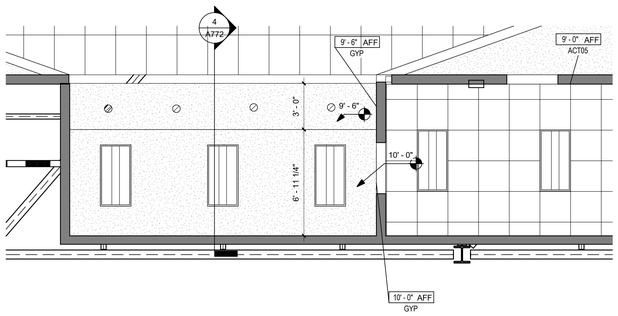

CONCOURSE LEVEL - SECTOR C & D 1/4" = 1'-0" 5

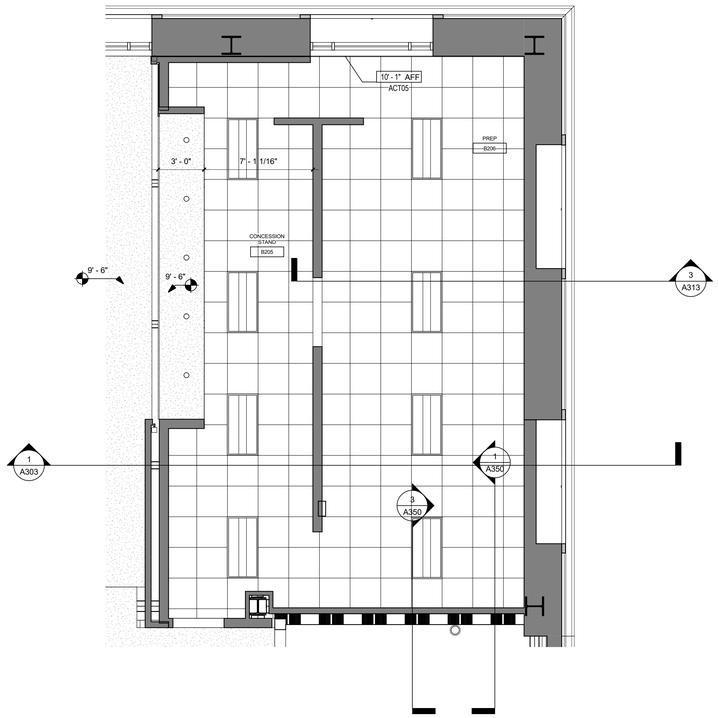

CONCOURSE LEVEL - SECTOR B - CONCESSION ENLARGED RCP 1/4" = 1'-0" 4

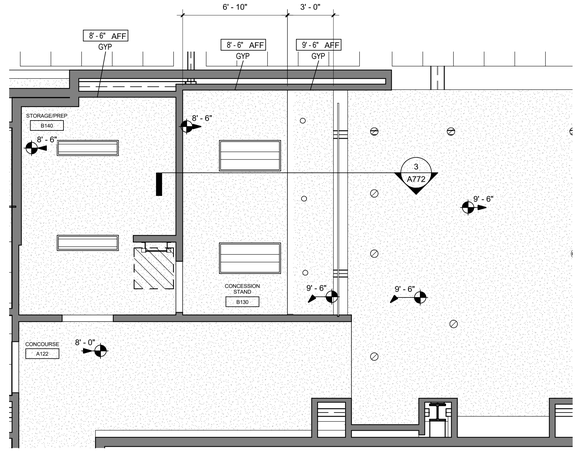

EVENT LEVEL - SECTOR B - CONCESSION ENLARGED RCP 1/4" = 1'-0" 2

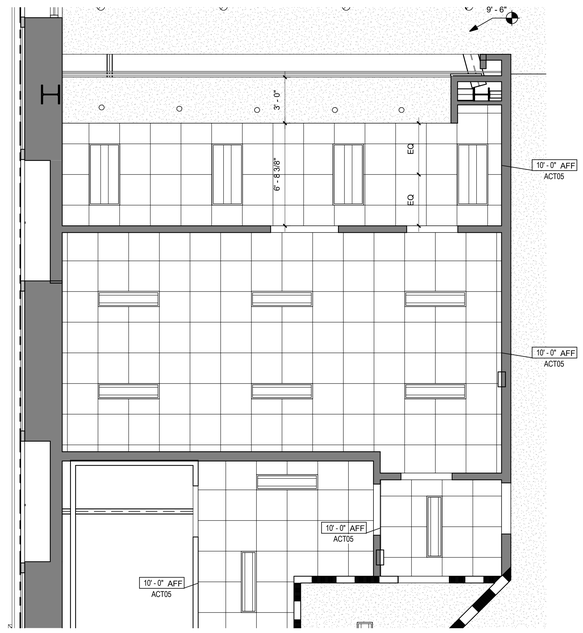

CONCOURSE LEVEL - SECTOR A - CONCESSION ENLARGED RCP 1/4" = 1'-0" 3

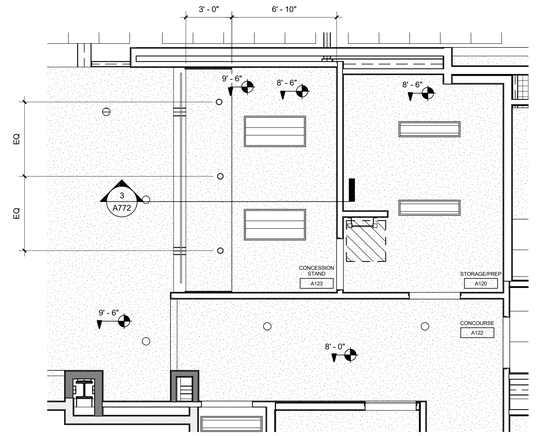

EVENT LEVEL - SECTOR A - CONCESSION ENLARGED RCP 1/4" = 1'-0" 1

CALIFORNIA BAPTIST UNIVERSITY

EVENTS CENTER

8431 DIANA AVENUE, RIVERSIDE, CA

CCD #09
8-2-16

LICENSED ARCHITECT
ROBERT M. SIMONS
No. C-18301
Jan. 31, 2017
STATE OF CALIFORNIA

REVISIONS:

	DESCRIPTION	DATE
1	CCD #09	8-2-16
2		
3		
4		
5		
6		
7		
8		
9		
10		
11		

DATE ISSUED: 01/22/2016

SVA PROJECT NO: 2014-40129

SCALE: 1/4" = 1'-0"

SHEET NUMBER: A150

SHEET TITLE:

ENLARGED REFLECTED CEILING PLANS

3 MACARTHUR PLACE, SUITE 850 SANTA ANA, CA 92707
T 949.809.3380 WWW.SVA-ARCHITECTS.COM

THIS DOCUMENT CONTAINS INFORMATION PROPRIETARY TO SVA ARCHITECTS INC. AND IS FURNISHED IN CONFIDENCE FOR THE LIMITED PURPOSE OF EVALUATION, BIDDING OR REVIEW. THIS DOCUMENT OR ITS CONTENTS MAY NOT BE USED FOR ANY OTHER PURPOSE AND MAY NOT BE REPRODUCED OR DISCLOSED TO OTHERS WITHOUT THE PRIOR WRITTEN CONSENT OF SVA ARCHITECTS INC. ALL RIGHTS RESERVED. © COPYRIGHT 2015.

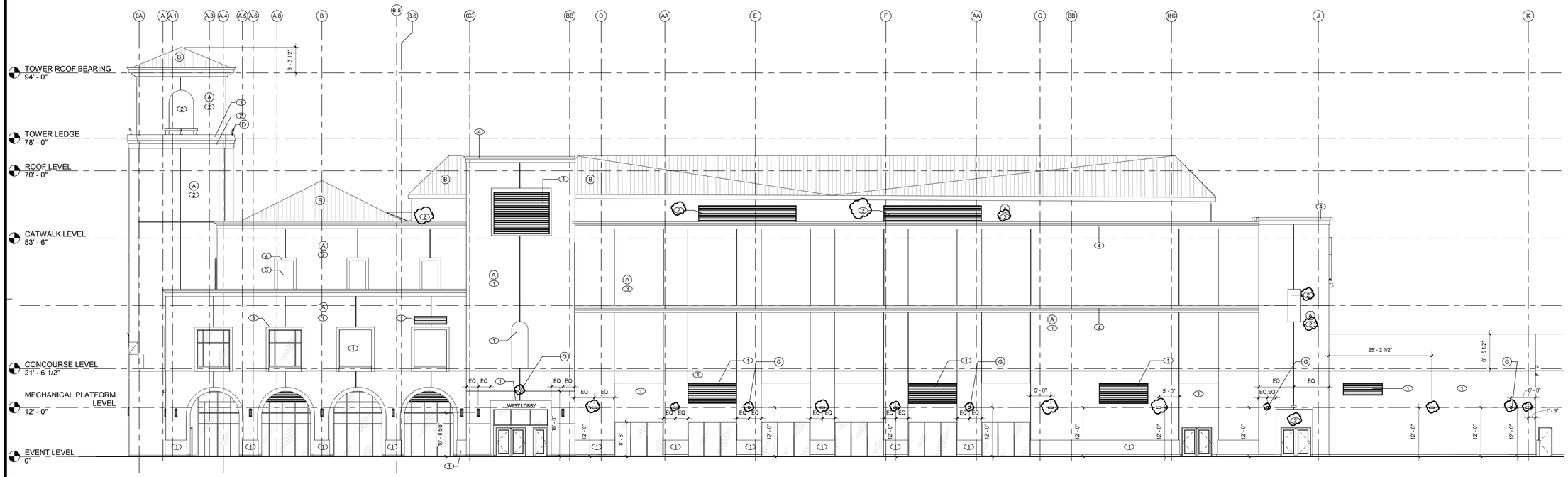

_WEST | 3/32" = 1'-0" | 2

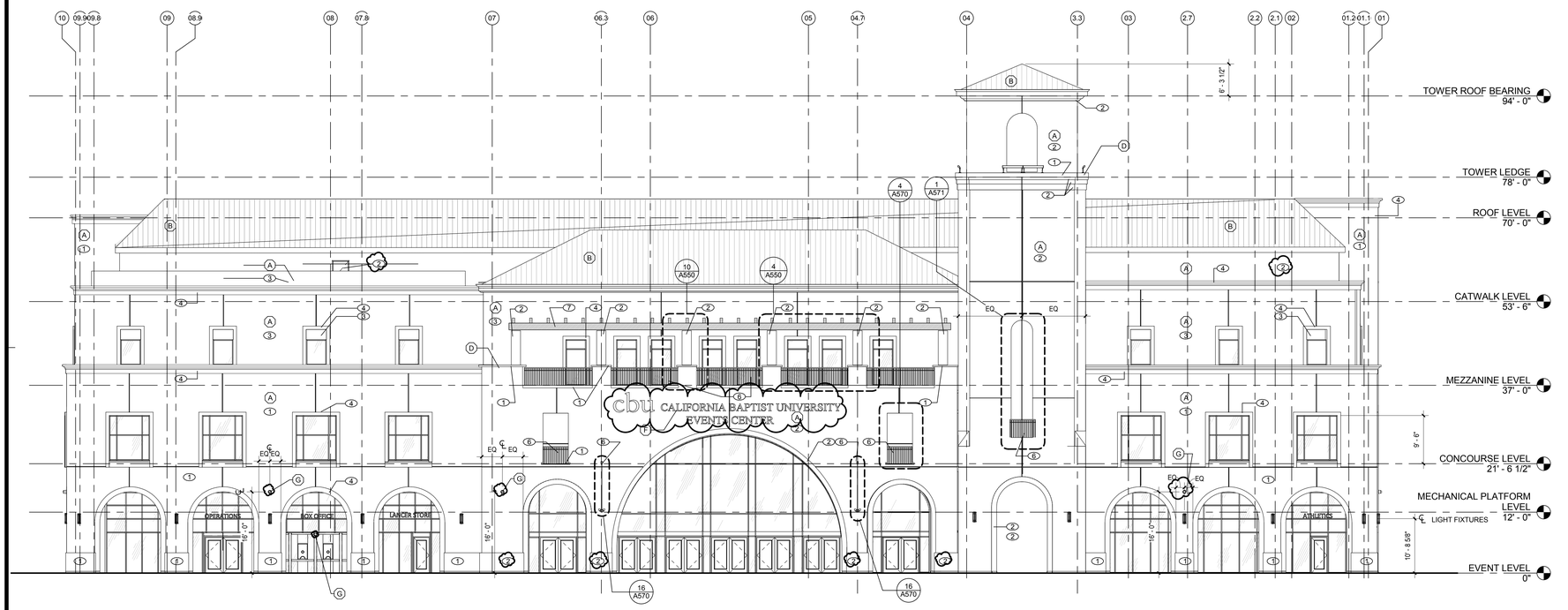

_NORTH | 3/32" = 1'-0" | 1

BUILDING ELEVATION TYPICAL NOTES

1. EIFS CLADDING SYSTEM
2. EIFS HARDCOAT WAINSCOT, 4' TALL ABOVE FINISH FLOOR; WHERE SHOWN AROUND BUILDING AND AT HIDDEN ELEVATIONS AT ARCHWAYS, ENTRIES, ETC.
3. CURTAIN WALL / STOREFRONT CONSISTS OF THERMALLY BROKEN ALUMINUM FRAMING, DARK BRONZE ANODIZED.
4. GLAZING SHALL BE 1" INSULATED GLAZING UNITS. PPG SOLAR BAN 70 XL LOW E WITH TINTED INTERIOR PANEL; COLOR TBD.
5. LOUVERS IN EIFS WALLS SHALL BE ALUMINUM WITH POWDER COAT FINISH. COLOR TO BE SELECTED FROM THE FULL RANGE OF CUSTOM COLORS.
6. LOUVERS IN STOREFRONT / CURTAIN WALL LOCATIONS SHALL BE ALUMINUM, DARK BRONZE ANODIZED.
7. CORNICES AT PARAPETS, LEDGES AT MID WALL HEIGHT
8. SLOPED ROOFS SHALL BE ROOFED WITH MCA CLAY ROOF ONE PIECE S MISSION TILE; COLOR TBD FROM MANUFACTURER'S STANDARD RANGE.
9. HOLLOW METAL DOORS AND FRAMES SHALL BE SHOP PRIMED AND FIELD PAINTED.
10. POWDER COATED STAINLESS STEEL DOORS SHALL BE PROVIDED AT CHILLER ROOM IN MECHANICAL YARD
11. RAIN GUTTER AND DOWNSPOUT AT NORTH SIDE OF HIP ROOF OVER MAIN LOBBY SHALL BE COPPER WITH DOWNSPOUTS, BRACKETS, TRIMS, ETC. ALSO OF COPPER.
12. ARCHITECTURAL DECORATIVE "BALCONY" RAILING IRON WORK SHALL BE WROUGHT IRON
13. GREEN SCREEN LATTICE AT EAST ELEVATION SHALL BE PAINTED GALV. METAL
14. EXTERIOR LIGHT FIXTURES SHOWN FOR REFERENCE. SEE LIGHTING DESIGN PLANS FOR FIXTURE QUANTIES, TYPES AND LOCATIONS.

BUILDING ELEVATION TYPICAL NOTES

EXTERIOR COLOR LEGEND

1. TAN 1: GOLD PROMISE: VISTA 8527
2. WHITE: VISTA: DREAM NIGHTS: OW 159
3. TAN 2: VISTA: SIENNA SAND: ICI VP16-3950
4. TAN 3: ACCENT: VISTA: ROYAL CROWN: 8525
5. TBD
6. BROWN: TUDOR HOUSE: ICI VP16-3956 (DECORATIVE METAL WORK) semi gloss
7. DARK OPAQUE ESPRESSO COLOR WOOD STAIN
8. DARK BRONZE ANODIZED ALUMINUM

EXTERIOR COLORS

EXTERIOR MATERIAL LEGEND

- (A) EIFS
- (B) CLAY TILE
- (C) DECORATIVE METAL
- (D) ARCHITECTURAL PRE-CAST
- (E) ALUMINUM BREAK METAL PANELS TO MATCH MULLIONS
- (F) EXTERIOR SIGNAGE, - PROVIDE CONT. 16 GA. BACKING
- (G) SECURITY CAMERA LOCATION - CAMERA OFOI

EXTERIOR MATERIALS

CALIFORNIA BAPTIST UNIVERSITY

EVENTS CENTER

8431 DIANA AVENUE, RIVERSIDE, CA

-

LICENSED ARCHITECT ROBERT M. SIMONDS No. C-18301 Jan. 31, 2017 STATE OF CALIFORNIA

REVISIONS:

	DESCRIPTION	DATE
7	ASI 017	5-17-16
6		
5		
4		
3		
2		
1		

DATE ISSUED: 01/22/2016

SVA PROJECT NO: 2014-40129

SCALE: As indicated

SHEET NUMBER: A201

SHEET TITLE:

EXTERIOR ELEVATIONS

3 MACARTHUR PLACE, SUITE 850 SANTA ANA, CA 92707
T 949.809.3380 WWW.SVA-ARCHITECTS.COM

THIS DOCUMENT CONTAINS INFORMATION PROPRIETARY TO SVA ARCHITECTS AND IS INTENDED FOR USE ONLY BY THE PARTIES TO WHOM IT IS ISSUED FOR EVALUATION, BIDDING OR REVIEW. THIS DOCUMENT OR ITS CONTENTS MAY NOT BE USED FOR ANY OTHER PURPOSE AND MAY NOT BE REPRODUCED OR DISCLOSED TO OTHERS WITHOUT THE PRIOR WRITTEN CONSENT OF SVA ARCHITECTS INC. ALL RIGHTS RESERVED, © COPYRIGHT 2015.

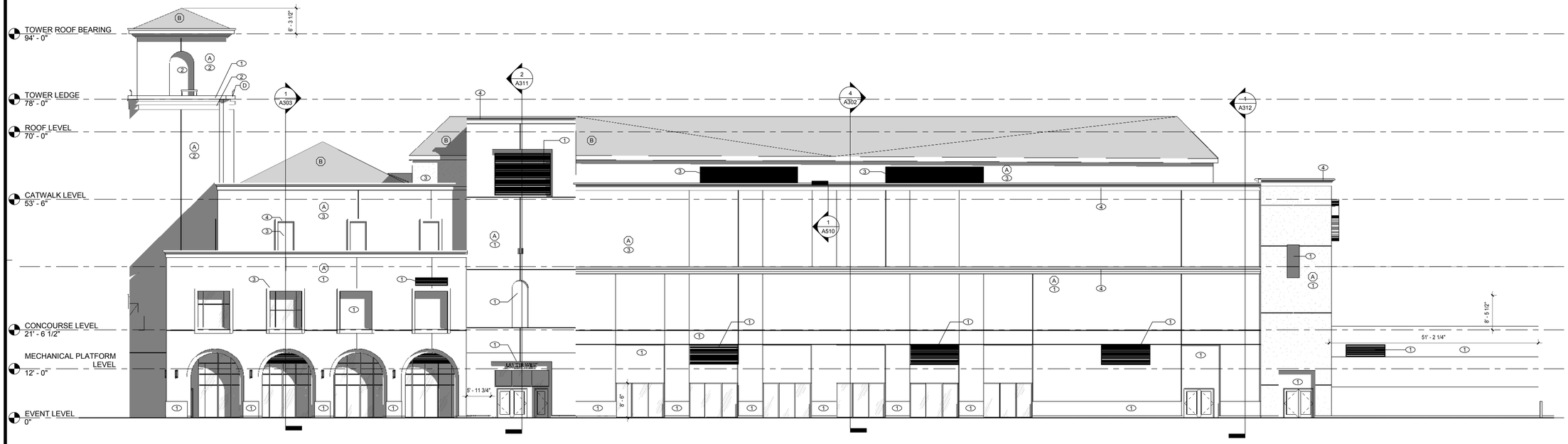

WEST 3/32" = 1'-0" **2**



NORTH 3/32" = 1'-0" **1**

BUILDING ELEVATION TYPICAL NOTES

1. EIFS CLADDING SYSTEM
2. EIFS HARDCOAT WAINSCOT, 4' TALL ABOVE FINISH FLOOR; WHERE SHOWN AROUND BUILDING AND AT HIDDEN ELEVATIONS AT ARCHWAYS, ENTRIES, ETC.
3. CURTAIN WALL / STOREFRONT CONSISTS OF THERMALLY BROKEN ALUMINUM FRAMING, DARK BRONZE ANODIZED.
4. GLAZING SHALL BE 1" INSULATED GLAZING UNITS. PPG SOLAR BAN 70 XL LOW E WITH TINTED INTERIOR PANEL; COLOR TBD.
5. LOUVERS IN EIFS WALLS SHALL BE ALUMINUM WITH POWDER COAT FINISH. COLOR TO BE SELECTED FROM THE FULL RANGE OF CUSTOM COLORS.
6. LOUVERS IN STOREFRONT / CURTAIN WALL LOCATIONS SHALL BE ALUMINUM, DARK BRONZE ANODIZED.
7. CORNICES AT PARAPETS, LEDGES AT MID WALL HEIGHT
8. SLOPED ROOFS SHALL BE ROOFED WITH MCA CLAY ROOF ONE PIECE S MISSION TILE; COLOR TBD FROM MANUFACTURER'S STANDARD RANGE.
9. HOLLOW METAL DOORS AND FRAMES SHALL BE SHOP PRIMED AND FIELD PAINTED.
10. POWDER COATED STAINLESS STEEL DOORS SHALL BE PROVIDED AT CHILLER ROOM IN MECHANICAL YARD
11. RAIN GUTTER AND DOWNSPOUT AT NORTH SIDE OF HIP ROOF OVER MAIN LOBBY SHALL BE COPPER WITH DOWNSPOUTS, BRACKETS, TRIMS, ETC. ALSO OF COPPER.
12. ARCHITECTURAL DECORATIVE "BALCONY" RAILING IRON WORK SHALL BE WROUGHT IRON
13. GREEN SCREEN LATTICE AT EAST ELEVATION SHALL BE PAINTED GALV. METAL
14. EXTERIOR LIGHT FIXTURES SHOWN FOR REFERENCE. SEE LIGHTING DESIGN PLANS FOR FIXTURE QUANTITIES, TYPES AND LOCATIONS.

BUILDING ELEVATION TYPICAL NOTES

EXTERIOR COLOR LEGEND

1. TAN 1: GOLD PROMISE: VISTA 8527
2. WHITE: VISTA: DREAM NIGHTS: OW 159
3. TAN 2: VISTA: SIENNA SAND: ICI VP16-3950
4. TAN 3: ACCENT: VISTA: ROYAL CROWN: 8525
5. TBD
6. BROWN: TUDOR HOUSE: ICI VP16-3956 (DECORATIVE METAL WORK) semi gloss
7. DARK OPAQUE ESPRESSO COLOR WOOD STAIN
8. DARK BRONZE ANODIZED ALUMINUM

EXTERIOR COLORS

EXTERIOR MATERIAL LEGEND

- A EIFS
- B CLAY TILE
- C DECORATIVE METAL
- D ARCHITECTURAL PRE-CAST
- E ALUMINUM BREAK METAL PANELS TO MATCH MULLIONS
- F EXTERIOR SIGNAGE, - PROVIDE CONT. 16 GA. BACKING

EXTERIOR MATERIALS

CALIFORNIA BAPTIST UNIVERSITY
EVENTS CENTER

8431 DIANA AVENUE, RIVERSIDE, CA

ISSUE FOR CONSTRUCTION 01-22-2016

REVISIONS:

	DESCRIPTION	DATE

DATE ISSUED: 01/22/2016

SVA PROJECT NO: 2014-40129

SCALE: As indicated

SHEET NUMBER: A201

SHEET TITLE:

EXTERIOR ELEVATIONS

h+k SVA ARCHITECTS

3 MACARTHUR PLACE, SUITE 850 SANTA ANA, CA 92707
T 949.809.3380 WWW.SVA-ARCHITECTS.COM

THIS DOCUMENT CONTAINS INFORMATION PROPRIETARY TO SVA ARCHITECTS INC. AND IS FURNISHED IN CONFIDENCE FOR THE LIMITED PURPOSE OF EVALUATION, BIDDING OR REVIEW. THIS DOCUMENT OR ITS CONTENTS MAY NOT BE USED FOR ANY OTHER PURPOSE AND MAY NOT BE REPRODUCED OR DISCLOSED TO OTHERS WITHOUT THE PRIOR WRITTEN CONSENT OF SVA ARCHITECTS INC. ALL RIGHTS RESERVED, © COPYRIGHT 2015.

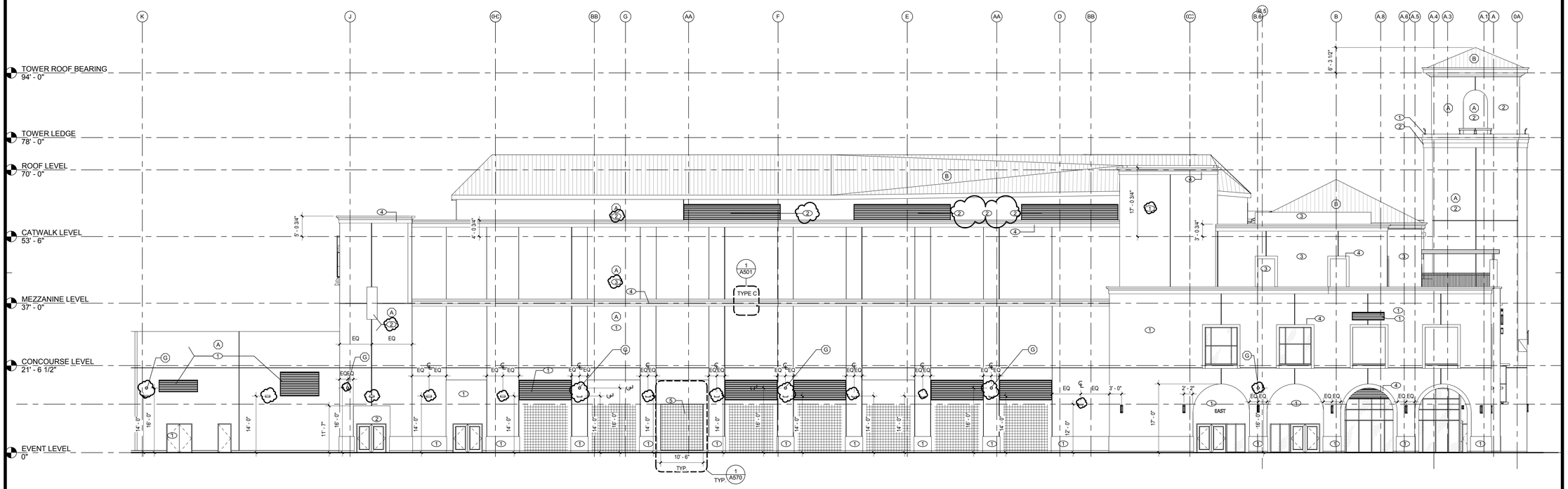

_EAST | 3/32" = 1'-0" | 2

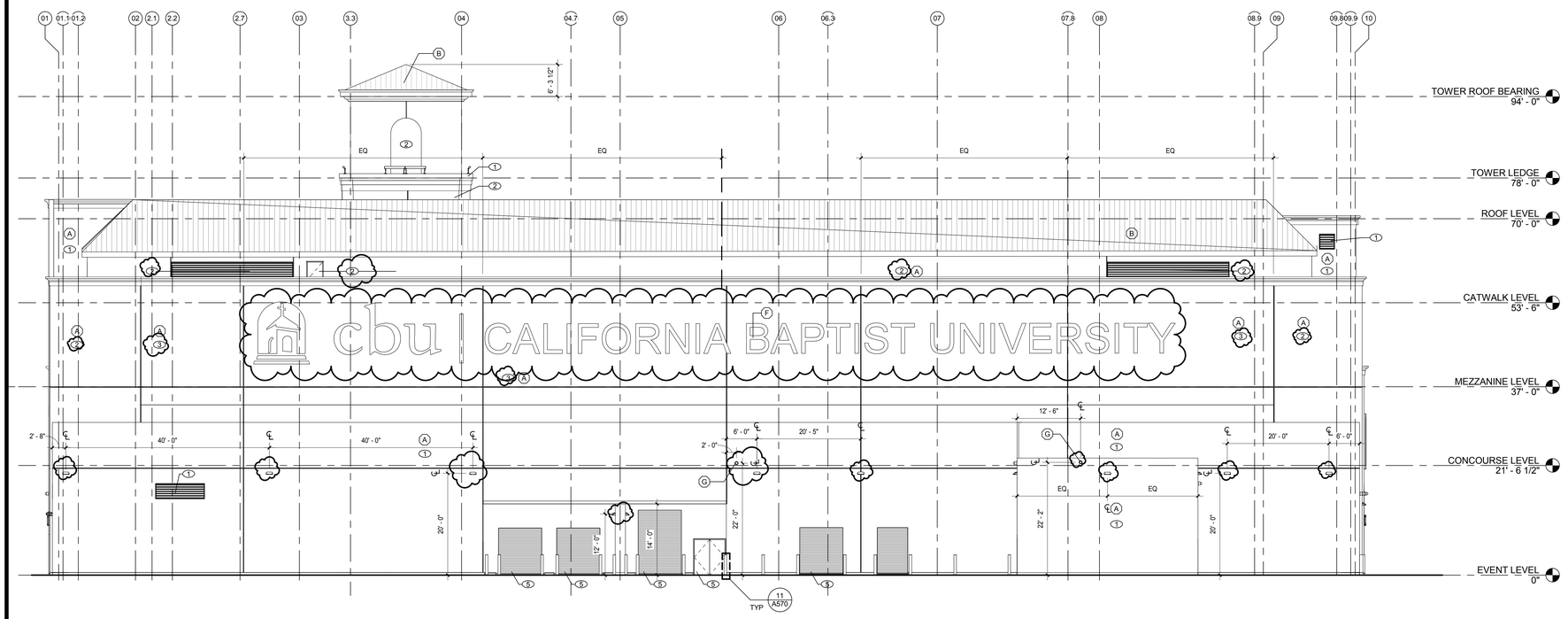

_SOUTH | 3/32" = 1'-0" | 1

BUILDING ELEVATION TYPICAL NOTES

1. EIFS CLADDING SYSTEM
2. EIFS HARDCOAT WAINSCOT, 4' TALL ABOVE FINISH FLOOR; WHERE SHOWN AROUND BUILDING AND AT HIDDEN ELEVATIONS AT ARCHWAYS, ENTRIES, ETC.
3. CURTAIN WALL / STOREFRONT CONSISTS OF THERMALLY BROKEN ALUMINUM FRAMING, DARK BRONZE ANODIZED.
4. GLAZING SHALL BE 1" INSULATED GLAZING UNITS. PPG SOLAR BAN 70 XL LOW E WITH TINTED INTERIOR PANEL; COLOR TBD.
5. LOUVERS IN EIFS WALLS SHALL BE ALUMINUM WITH POWDER COAT FINISH. COLOR TO BE SELECTED FROM THE FULL RANGE OF CUSTOM COLORS.
6. LOUVERS IN STOREFRONT / CURTAIN WALL LOCATIONS SHALL BE ALUMINUM, DARK BRONZE ANODIZED.
7. CORNICES AT PARAPETS, LEDGES AT MID WALL HEIGHT
8. SLOPED ROOFS SHALL BE ROOFED WITH MCA CLAY ROOF ONE PIECE S MISSION TILE; COLOR TBD FROM MANUFACTURER'S STANDARD RANGE.
9. HOLLOW METAL DOORS AND FRAMES SHALL BE SHOP PRIMED AND FIELD PAINTED.
10. POWDER COATED STAINLESS STEEL DOORS SHALL BE PROVIDED AT CHILLER ROOM IN MECHANICAL YARD
11. RAIN GUTTER AND DOWNSPOUT AT NORTH SIDE OF HIP ROOF OVER MAIN LOBBY SHALL BE COPPER WITH DOWNSPOUTS, BRACKETS, TRIMS, ETC. ALSO OF COPPER.
12. ARCHITECTURAL DECORATIVE "BALCONY" RAILING IRON WORK SHALL BE WROUGHT IRON
13. GREEN SCREEN LATTICE AT EAST ELEVATION SHALL BE PAINTED GALV. METAL
14. EXTERIOR LIGHT FIXTURES SHOWN FOR REFERENCE. SEE LIGHTING DESIGN PLANS FOR FIXTURE QUANTIES, TYPES AND LOCATIONS.

BUILDING ELEVATION TYPICAL NOTES

EXTERIOR COLOR LEGEND

1. TAN 1: GOLD PROMISE: VISTA 8527
2. WHITE: VISTA: DREAM NIGHTS: OW 159
3. TAN 2: VISTA: SIENNA SAND: ICI VP16-3950
4. TAN 3: ACCENT: VISTA: ROYAL CROWN: 8525
5. TBD
6. BROWN: TUDOR HOUSE: ICI VP16-3956 (DECORATIVE METAL WORK) semi gloss
7. DARK OPAQUE ESPRESSO COLOR WOOD STAIN
8. DARK BRONZE ANODIZED ALUMINUM

EXTERIOR COLORS

EXTERIOR MATERIAL LEGEND

- A EIFS
- B CLAY TILE
- C DECORATIVE METAL
- D ARCHITECTURAL PRE-CAST
- E ALUMINUM BREAK METAL PANELS TO MATCH MULLIONS
- F EXTERIOR SIGNAGE, - PROVIDE CONT. 16 GA. BACKING
- G SECURITY CAMERA LOCATION - CAMERA OFOI

EXTERIOR MATERIALS

CALIFORNIA BAPTIST UNIVERSITY

EVENTS CENTER

8431 DIANA AVENUE, RIVERSIDE, CA

-

LICENSED ARCHITECT
ROBERT M. SIMONS
No. C-18301
Jan. 31, 2017
STATE OF CALIFORNIA

REVISIONS:

	DESCRIPTION	DATE
7	ASI 017	5-17-16

DATE ISSUED: 01/22/2016

SVA PROJECT NO: 2014-40129

SCALE: As indicated

SHEET NUMBER: A202

SHEET TITLE:

EXTERIOR ELEVATIONS

ARCHITECTS

3 MACARTHUR PLACE, SUITE 850 SANTA ANA, CA 92707
T 949.809.3380 WWW.SVA-ARCHITECTS.COM

THIS DOCUMENT CONTAINS INFORMATION PROPRIETARY TO SVA ARCHITECTS INC. AND IS FURNISHED IN CONFIDENCE FOR THE LIMITED PURPOSE OF EVALUATION, BIDDING OR REVIEW. THIS DOCUMENT OR ITS CONTENTS MAY NOT BE USED FOR ANY OTHER PURPOSE AND MAY NOT BE REPRODUCED OR DISCLOSED TO OTHERS WITHOUT THE PRIOR WRITTEN CONSENT OF SVA ARCHITECTS INC. ALL RIGHTS RESERVED. © COPYRIGHT 2015.

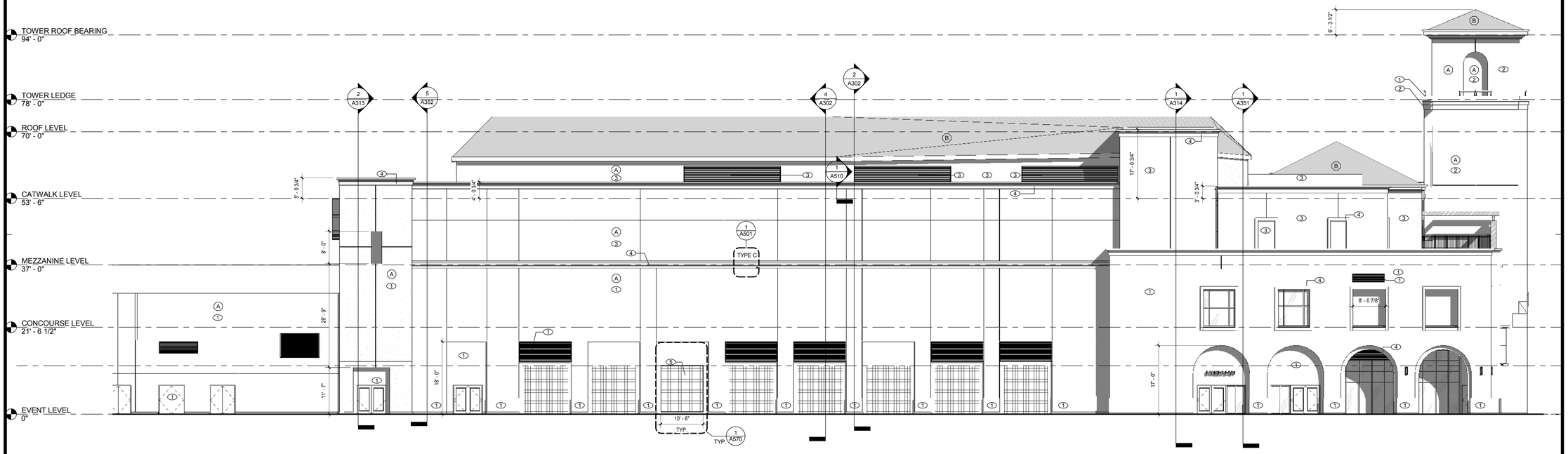

EAST | 3/32" = 1'-0" | **2**

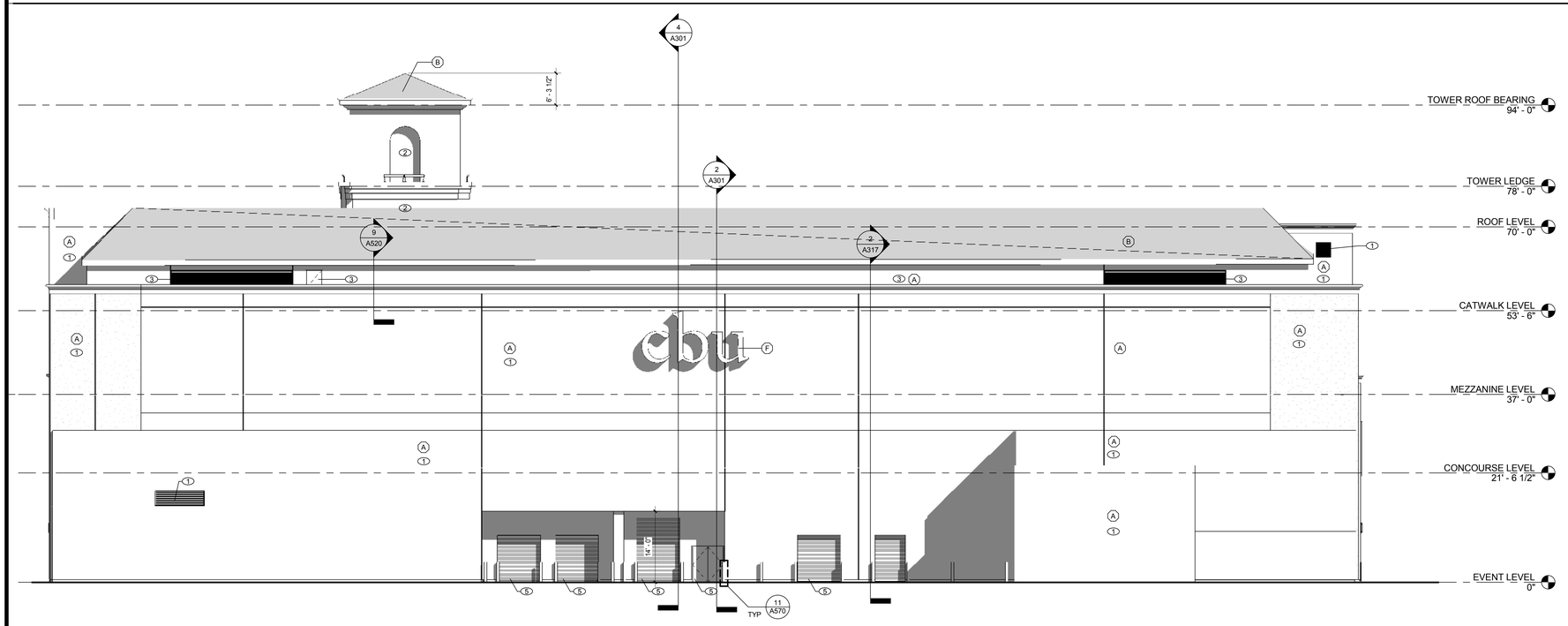

SOUTH | 3/32" = 1'-0" | **1**

BUILDING ELEVATION TYPICAL NOTES

1. EIFS CLADDING SYSTEM
2. EIFS HARDCOAT WAINSCOT, 4' TALL ABOVE FINISH FLOOR; WHERE SHOWN AROUND BUILDING AND AT HIDDEN ELEVATIONS AT ARCHWAYS, ENTRIES, ETC.
3. CURTAIN WALL / STOREFRONT CONSISTS OF THERMALLY BROKEN ALUMINUM FRAMING, DARK BRONZE ANODIZED.
4. GLAZING SHALL BE 1" INSULATED GLAZING UNITS. PPG SOLAR BAN 70 XL LOW E WITH TINTED INTERIOR PANEL; COLOR TBD.
5. LOUVERS IN EIFS WALLS SHALL BE ALUMINUM WITH POWDER COAT FINISH. COLOR TO BE SELECTED FROM THE FULL RANGE OF CUSTOM COLORS.
6. LOUVERS IN STOREFRONT / CURTAIN WALL LOCATIONS SHALL BE ALUMINUM, DARK BRONZE ANODIZED.
7. CORNICES AT PARAPETS, LEDGES AT MID WALL HEIGHT
8. SLOPED ROOFS SHALL BE ROOFED WITH MCA CLAY ROOF ONE PIECE S MISSION TILE; COLOR TBD FROM MANUFACTURER'S STANDARD RANGE.
9. HOLLOW METAL DOORS AND FRAMES SHALL BE SHOP PRIMED AND FIELD PAINTED.
10. POWDER COATED STAINLESS STEEL DOORS SHALL BE PROVIDED AT CHILLER ROOM IN MECHANICAL YARD
11. RAIN GUTTER AND DOWNSPOUT AT NORTH SIDE OF HIP ROOF OVER MAIN LOBBY SHALL BE COPPER WITH DOWNSPOUTS, BRACKETS, TRIMS, ETC. ALSO OF COPPER.
12. ARCHITECTURAL DECORATIVE "BALCONY" RAILING IRON WORK SHALL BE WROUGHT IRON
13. GREEN SCREEN LATTICE AT EAST ELEVATION SHALL BE PAINTED GALV. METAL
14. EXTERIOR LIGHT FIXTURES SHOWN FOR REFERENCE. SEE LIGHTING DESIGN PLANS FOR FIXTURE QUANTIES, TYPES AND LOCATIONS.

BUILDING ELEVATION TYPICAL NOTES

EXTERIOR COLOR LEGEND

1	TAN 1: GOLD PROMISE: VISTA 8527
2	WHITE: VISTA: DREAM NIGHTS: OW 159
3	TAN 2: VISTA: SIENNA SAND: ICI VP16-3950
4	TAN 3: ACCENT: VISTA: ROYAL CROWN: 8525
5	TBD
6	BROWN: TUDOR HOUSE: ICI VP16-3956 (DECORATIVE METAL WORK) semi gloss
7	DARK OPAQUE ESPRESSO COLOR WOOD STAIN
8	DARK BRONZE ANODIZED ALUMINUM

EXTERIOR COLORS

EXTERIOR MATERIAL LEGEND

A	EIFS
B	CLAY TILE
C	DECORATIVE METAL
D	ARCHITECTURAL PRE-CAST
E	ALUMINUM BREAK METAL PANELS TO MATCH MULLIONS
F	EXTERIOR SIGNAGE, - PROVIDE CONT. 16 GA. BACKING

EXTERIOR MATERIALS

CALIFORNIA BAPTIST UNIVERSITY

EVENTS CENTER

8431 DIANA AVENUE, RIVERSIDE, CA

ISSUE FOR CONSTRUCTION 01-22-2016

REVISIONS:

	DESCRIPTION	DATE

DATE ISSUED: 01/22/2016

SVA PROJECT NO: 2014-40129

SCALE: As indicated

SHEET NUMBER: A202

SHEET TITLE:

EXTERIOR ELEVATIONS

3 MACARTHUR PLACE, SUITE 850 SANTA ANA, CA 92707
T 949.809.3380 WWW.SVA-ARCHITECTS.COM

THIS DOCUMENT CONTAINS INFORMATION PROPRIETARY TO SVA ARCHITECTS INC. AND IS FURNISHED IN CONFIDENCE FOR THE LIMITED PURPOSE OF EVALUATION, BIDDING OR REVIEW. THIS DOCUMENT OR ITS CONTENTS MAY NOT BE USED FOR ANY OTHER PURPOSE AND MAY NOT BE REPRODUCED OR DISCLOSED TO OTHERS WITHOUT THE PRIOR WRITTEN CONSENT OF SVA ARCHITECTS INC. ALL RIGHTS RESERVED, © COPYRIGHT 2015.

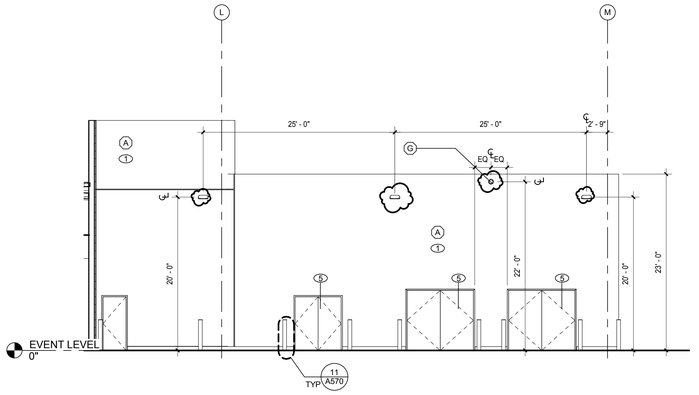

MECHANICAL PLANT WEST | 1/8" = 1'-0" | **2**

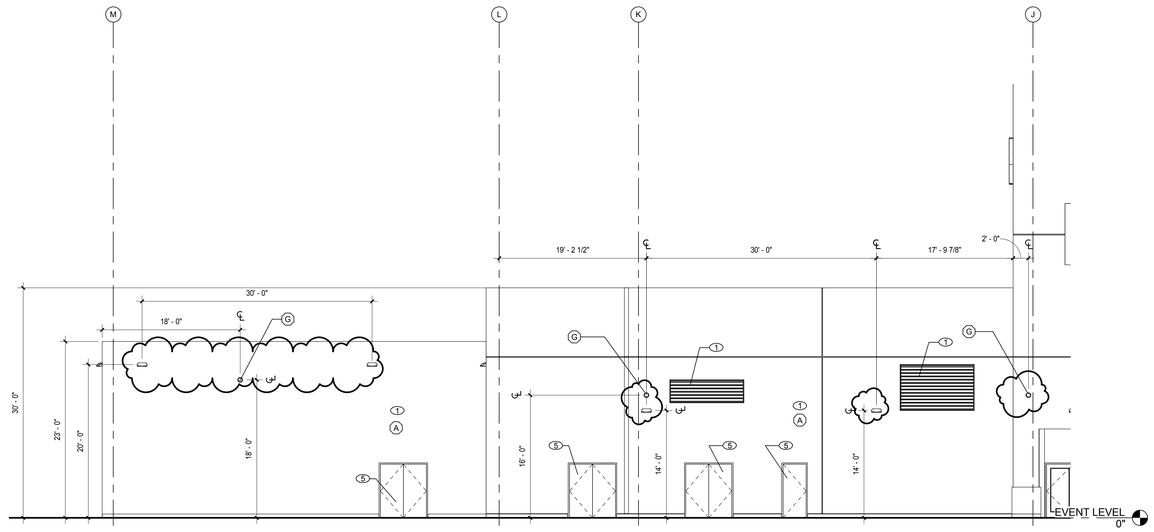

MECHANICAL PLANT EAST | 1/8" = 1'-0" | **1**

BUILDING ELEVATION TYPICAL NOTES

1. EIFS CLADDING SYSTEM
2. EIFS HARDCOAT WAINSCOT, 4' TALL ABOVE FINISH FLOOR; WHERE SHOWN AROUND BUILDING AND AT HIDDEN ELEVATIONS AT ARCHWAYS, ENTRIES, ETC.
3. CURTAIN WALL / STOREFRONT CONSISTS OF THERMALLY BROKEN ALUMINUM FRAMING, DARK BRONZE ANODIZED.
4. GLAZING SHALL BE 1" INSULATED GLAZING UNITS. PPG SOLAR BAN 70 XL LOW E WITH TINTED INTERIOR PANEL; COLOR TBD.
5. LOUVERS IN EIFS WALLS SHALL BE ALUMINUM WITH POWDER COAT FINISH. COLOR TO BE SELECTED FROM THE FULL RANGE OF CUSTOM COLORS.
6. LOUVERS IN STOREFRONT / CURTAIN WALL LOCATIONS SHALL BE ALUMINUM, DARK BRONZE ANODIZED.
7. CORNICES AT PARAPETS, LEDGES AT MID WALL HEIGHT
8. SLOPED ROOFS SHALL BE ROOFED WITH MCA CLAY ROOF ONE PIECE S MISSION TILE; COLOR TBD FROM MANUFACTURER'S STANDARD RANGE.
9. HOLLOW METAL DOORS AND FRAMES SHALL BE SHOP PRIMED AND FIELD PAINTED.
10. POWDER COATED STAINLESS STEEL DOORS SHALL BE PROVIDED AT CHILLER ROOM IN MECHANICAL YARD
11. RAIN GUTTER AND DOWNSPOUT AT NORTH SIDE OF HIP ROOF OVER MAIN LOBBY SHALL BE COPPER WITH DOWNSPOUTS, BRACKETS, TRIMS, ETC. ALSO OF COPPER.
12. ARCHITECTURAL DECORATIVE "BALCONY" RAILING IRON WORK SHALL BE WROUGHT IRON
13. GREEN SCREEN LATTICE AT EAST ELEVATION SHALL BE PAINTED GALV. METAL
14. EXTERIOR LIGHT FIXTURES SHOWN FOR REFERENCE. SEE LIGHTING DESIGN PLANS FOR FIXTURE QUANTITIES, TYPES AND LOCATIONS.

BUILDING ELEVATION TYPICAL NOTES

EXTERIOR COLOR LEGEND

1. TAN 1: GOLD PROMISE: VISTA 8527
2. WHITE: VISTA: DREAM NIGHTS: OW 159
3. TAN 2: VISTA: SIENNA SAND: ICI VP16-3950
4. TAN 3: ACCENT: VISTA: ROYAL CROWN: 8525
5. TBD
6. BROWN: TUDOR HOUSE: ICI VP16-3956 (DECORATIVE METAL WORK) semi gloss
7. DARK OPAQUE ESPRESSO COLOR WOOD STAIN
8. DARK BRONZE ANODIZED ALUMINUM

EXTERIOR COLORS

EXTERIOR MATERIAL LEGEND

- A. EIFS
- B. CLAY TILE
- C. DECORATIVE METAL
- D. ARCHITECTURAL PRE-CAST
- E. ALUMINUM BREAK METAL PANELS TO MATCH MULLIONS
- F. EXTERIOR SIGNAGE, - PROVIDE CONT. 16 GA. BACKING
- G. SECURITY CAMERA LOCATION - CAMERA OFOI

EXTERIOR MATERIALS

CALIFORNIA BAPTIST UNIVERSITY

EVENTS CENTER

8431 DIANA AVENUE, RIVERSIDE, CA

cbu

-

LICENSED ARCHITECT
ROBERT M. SIMONS
No. C-18301
Jan. 31, 2017
STATE OF CALIFORNIA

REVISIONS:

	DESCRIPTION	DATE
7	ASI 017	5-17-16

DATE ISSUED: 01/22/2016

SVA PROJECT NO: 2014-40129

SCALE: As indicated

SHEET NUMBER: A203

SHEET TITLE:

EXTERIOR ELEVATIONS

ARCHITECTS

3 MACARTHUR PLACE, SUITE 850 SANTA ANA, CA 92707
T 949.809.3380 WWW.SVA-ARCHITECTS.COM

THIS DOCUMENT CONTAINS INFORMATION PROPRIETARY TO SVA ARCHITECTS INC. AND IS FURNISHED IN CONFIDENCE FOR THE LIMITED PURPOSE OF EVALUATION, BIDDING OR REVIEW. THIS DOCUMENT OR ITS CONTENTS MAY NOT BE USED FOR ANY OTHER PURPOSE AND MAY NOT BE REPRODUCED OR DISCLOSED TO OTHERS WITHOUT THE PRIOR WRITTEN CONSENT OF SVA ARCHITECTS INC. ALL RIGHTS RESERVED. © COPYRIGHT 2015.

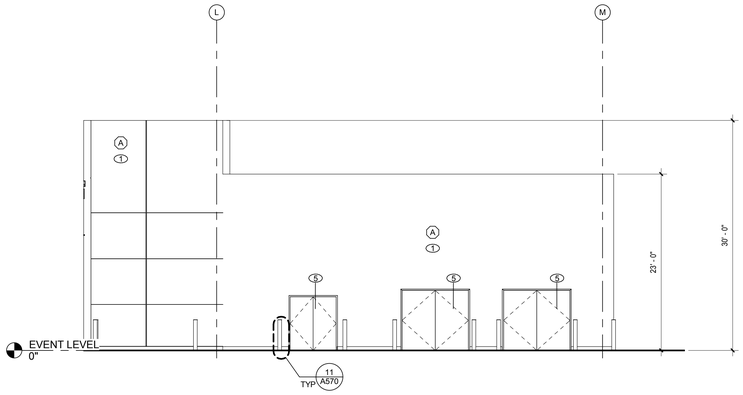

MECHANICAL PLANT WEST | 1/8" = 1'-0" | 2

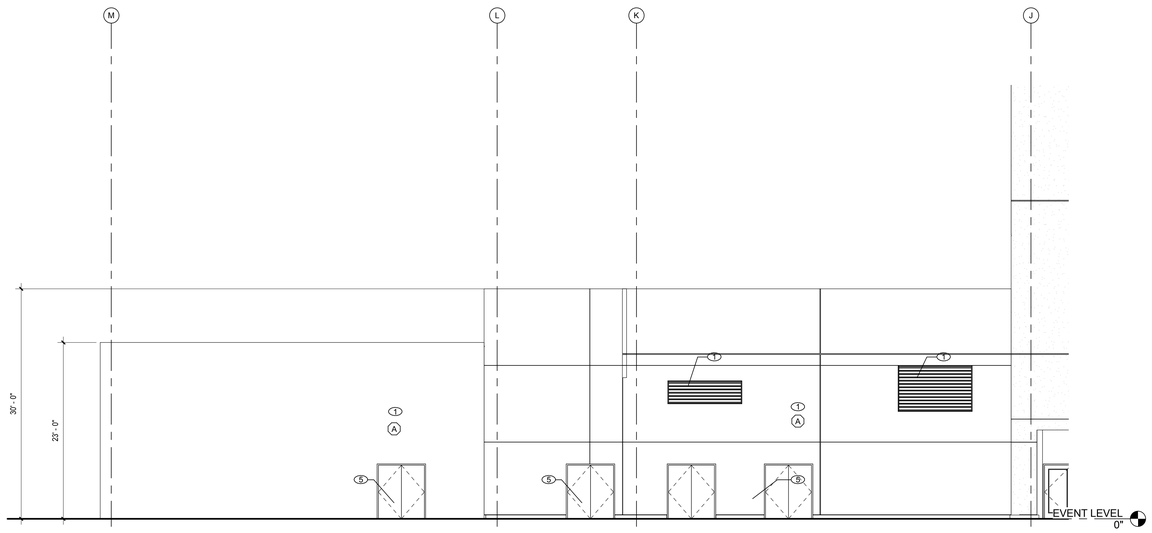

MECHANICAL PLANT EAST | 1/8" = 1'-0" | 1

BUILDING ELEVATION TYPICAL NOTES

1. EIFS CLADDING SYSTEM
2. EIFS HARDCOAT WAINSCOT, 4' TALL ABOVE FINISH FLOOR; WHERE SHOWN AROUND BUILDING AND AT HIDDEN ELEVATIONS AT ARCHWAYS, ENTRIES, ETC.
3. CURTAIN WALL / STOREFRONT CONSISTS OF THERMALLY BROKEN ALUMINUM FRAMING, DARK BRONZE ANODIZED.
4. GLAZING SHALL BE 1" INSULATED GLAZING UNITS. PPG SOLAR BAN 70 XL LOW E WITH TINTED INTERIOR PANEL; COLOR TBD.
5. LOUVERS IN EIFS WALLS SHALL BE ALUMINUM WITH POWDER COAT FINISH. COLOR TO BE SELECTED FROM THE FULL RANGE OF CUSTOM COLORS.
6. LOUVERS IN STOREFRONT / CURTAIN WALL LOCATIONS SHALL BE ALUMINUM, DARK BRONZE ANODIZED.
7. CORNICES AT PARAPETS, LEDGES AT MID WALL HEIGHT
8. SLOPED ROOFS SHALL BE ROOFED WITH MCA CLAY ROOF ONE PIECE S MISSION TILE; COLOR TBD FROM MANUFACTURER'S STANDARD RANGE.
9. HOLLOW METAL DOORS AND FRAMES SHALL BE SHOP PRIMED AND FIELD PAINTED.
10. POWDER COATED STAINLESS STEEL DOORS SHALL BE PROVIDED AT CHILLER ROOM IN MECHANICAL YARD
11. RAIN GUTTER AND DOWNSPOUT AT NORTH SIDE OF HIP ROOF OVER MAIN LOBBY SHALL BE COPPER WITH DOWNSPOUTS, BRACKETS, TRIMS, ETC. ALSO OF COPPER.
12. ARCHITECTURAL DECORATIVE "BALCONY" RAILING IRON WORK SHALL BE WROUGHT IRON
13. GREEN SCREEN LATTICE AT EAST ELEVATION SHALL BE PAINTED GALV. METAL
14. EXTERIOR LIGHT FIXTURES SHOWN FOR REFERENCE. SEE LIGHTING DESIGN PLANS FOR FIXTURE QUANTIES, TYPES AND LOCATIONS.

BUILDING ELEVATION TYPICAL NOTES

EXTERIOR COLOR LEGEND

1. TAN 1: GOLD PROMISE: VISTA 8527
2. WHITE: VISTA: DREAM NIGHTS: OW 159
3. TAN 2: VISTA: SIENNA SAND: ICI VP16-3950
4. TAN 3: ACCENT: VISTA: ROYAL CROWN: 8525
5. TBD
6. BROWN: TUDOR HOUSE: ICI VP16-3956 (DECORATIVE METAL WORK) semi gloss
7. DARK OPAQUE ESPRESSO COLOR WOOD STAIN
8. ---

EXTERIOR COLORS

EXTERIOR MATERIAL LEGEND

- A EIFS
- B CLAY TILE
- C DECORATIVE METAL
- D ARCHITECTURAL PRE-CAST
- E ALUMINUM BREAK METAL PANELS TO MATCH MULLIONS
- F EXTERIOR SIGNAGE, - PROVIDE CONT. 16 GA. BACKING

EXTERIOR MATERIALS

CALIFORNIA BAPTIST UNIVERSITY

EVENTS CENTER

8431 DIANA AVENUE, RIVERSIDE, CA

ISSUE FOR CONSTRUCTION 01-22-2016

REVISIONS:

	DESCRIPTION	DATE
1		
2		
3		
4		
5		
6		
7		
8		
9		
10		
11		
12		

DATE ISSUED: 01/22/2016

SVA PROJECT NO: 2014-40129

SCALE: As indicated

SHEET NUMBER: A203

SHEET TITLE:

EXTERIOR ELEVATIONS

3 MACARTHUR PLACE, SUITE 850 SANTA ANA, CA 92707
T 949.809.3380 WWW.SVA-ARCHITECTS.COM

THIS DOCUMENT CONTAINS INFORMATION PROPRIETARY TO SVA ARCHITECTS INC. AND IS FURNISHED IN CONFIDENCE FOR THE LIMITED PURPOSE OF EVALUATION, BIDDING OR REVIEW. THIS DOCUMENT OR ITS CONTENTS MAY NOT BE USED FOR ANY OTHER PURPOSE AND MAY NOT BE REPRODUCED OR DISCLOSED TO OTHERS WITHOUT THE PRIOR WRITTEN CONSENT OF SVA ARCHITECTS INC. ALL RIGHTS RESERVED. © COPYRIGHT 2015.

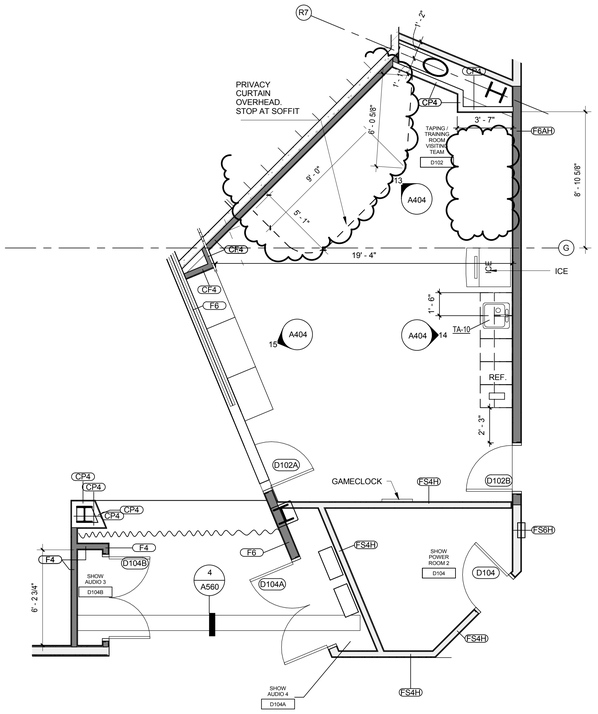

VISITOR'S SIDE TREATMENT ROOM | 1/4" = 1'-0" | 3

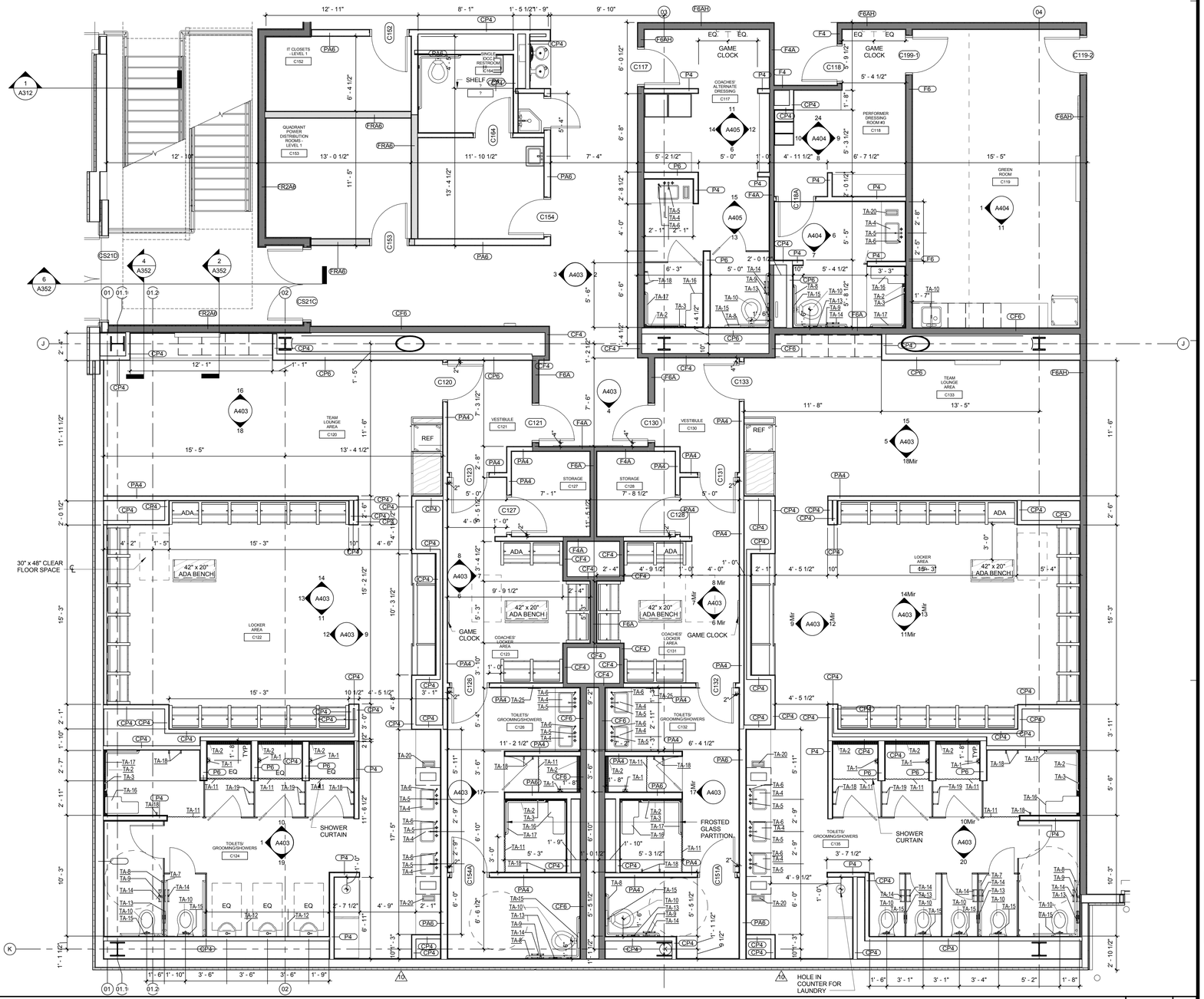

LOCKER ROOM - HOME | 1/4" = 1'-0" | 1

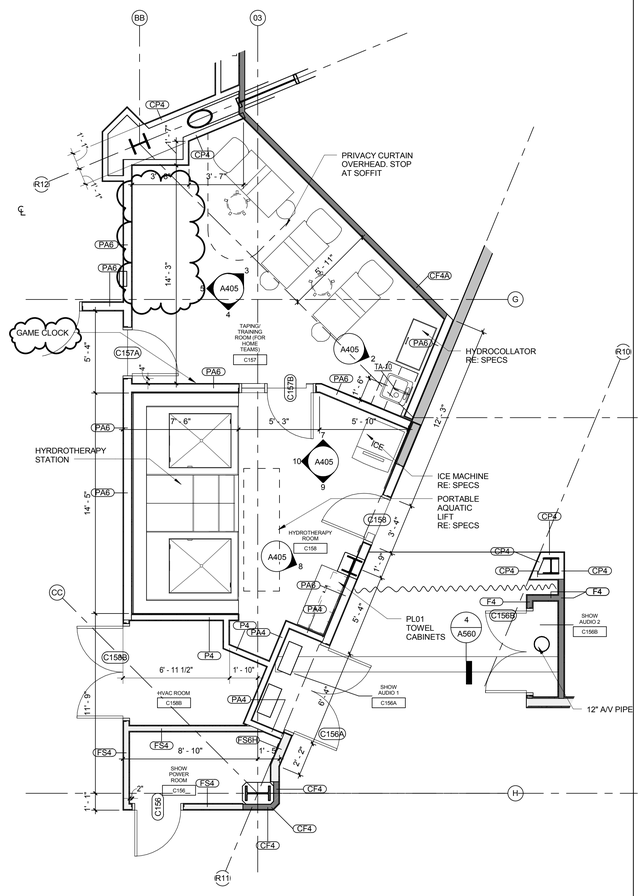

HYDROTHERAPY AREA | 1/4" = 1'-0" | 2

TOILET ACCESSORY LEGEND	
TYPE MARK	FIXTURE TYPE
TA-1	Individual Flush Mounted Wall Shower Control and Head
TA-2	2 1/2 Inch Wide Reveal Trench Drain System
TA-3	Handshower System
TA-4	Undercounter Sink
TA-5	Sink Faucet
TA-6	Soap Dispenser
TA-7	Ambulatory Horizontal Grab Bar
TA-8	ADA Toilet Horizontal Bar
TA-9	ADA Vertical Grab Bar
TA-10	Single Bowl - Universal Access
TA-11	Shower Rod and 96" Curtain
TA-12	Urinal Partition
TA-13	Partition Mounted Two Compartment Sanitary Napkin Disposal
TA-14	Double-Roll Toilet Tissue Dispenser
TA-15	Surface Mounted Seat Cover Dispenser
TA-16	Folding ADA Shower Bench
TA-17	Shower ADA Grab Bar
TA-18	Wall Mounted Towel Hook
TA-19	Glass Mounted Towel Hook
TA-20	Spring Loaded Paper Towel Dispenser
TA-21	Basin Sink
TA-22	Soap Dispenser- Deck Mounted
TA-23	Individual Flush Mounted Wall Shower
TA-24	Individual Pivoting Wall Shower - ADA Compliant
TA-25	Recessed Combination Towel and Waste Unit
TA-26	Corner Mop Sink

CALIFORNIA BAPTIST UNIVERSITY

EVENTS CENTER

8431 DIANA AVENUE, RIVERSIDE, CA

cbu

-

REVISIONS:

	DESCRIPTION	DATE
10	ASI 019	6-7-16
12	RFCP 14	7-11-16

DATE ISSUED: 01/22/2016

SVA PROJECT NO: 2014-40129

SCALE: 1/4" = 1'-0"

SHEET NUMBER: A212

SHEET TITLE:

ENLARGED FLOOR PLANS - EVENT LEVEL

hok SVA ARCHITECTS

3 MACARTHUR PLACE, SUITE 850 SANTA ANA, CA 92707

T 949.809.3380 WWW.SVA-ARCHITECTS.COM

THIS DOCUMENT CONTAINS INFORMATION PROPRIETARY TO SVA ARCHITECTS INC. AND IS FURNISHED IN CONFIDENCE FOR THE LIMITED PURPOSE OF EVALUATION, BIDDING OR REVIEW. THIS DOCUMENT OR ITS CONTENTS MAY NOT BE USED FOR ANY OTHER PURPOSE AND MAY NOT BE REPRODUCED OR DISCLOSED TO OTHERS WITHOUT THE PRIOR WRITTEN CONSENT OF SVA ARCHITECTS INC. ALL RIGHTS RESERVED, © COPYRIGHT 2015.

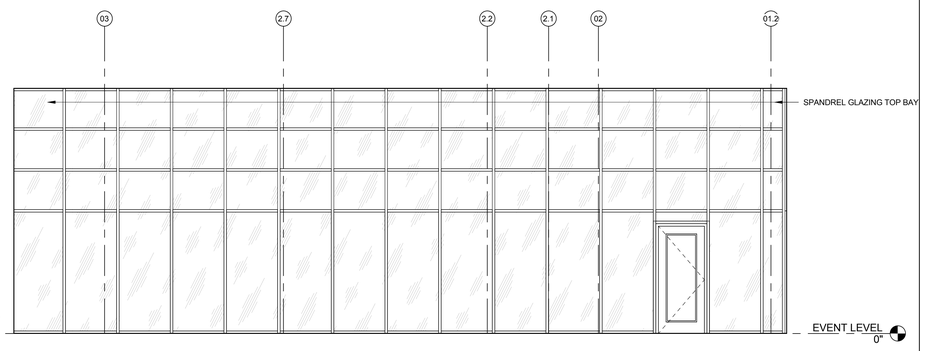

AD NORTH STOREFRONT | 1/4" = 1'-0" | 3

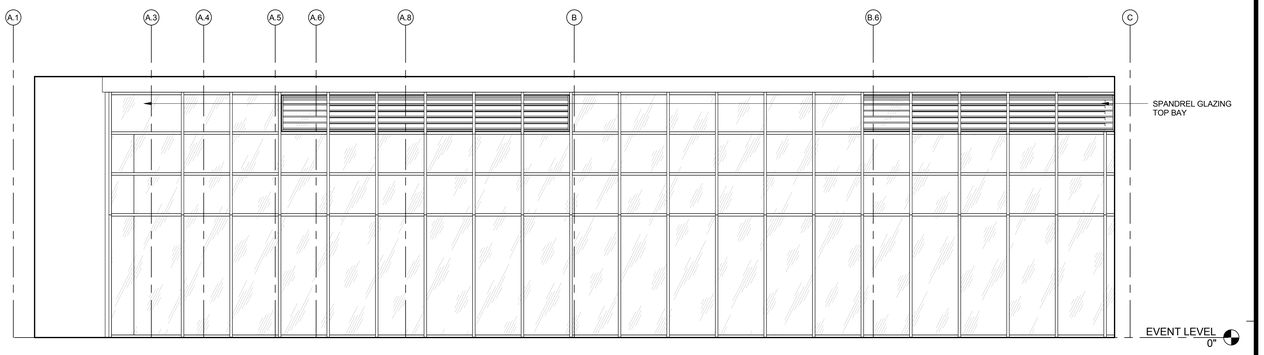

AD WEST STOREFRONT | 1/4" = 1'-0" | 2

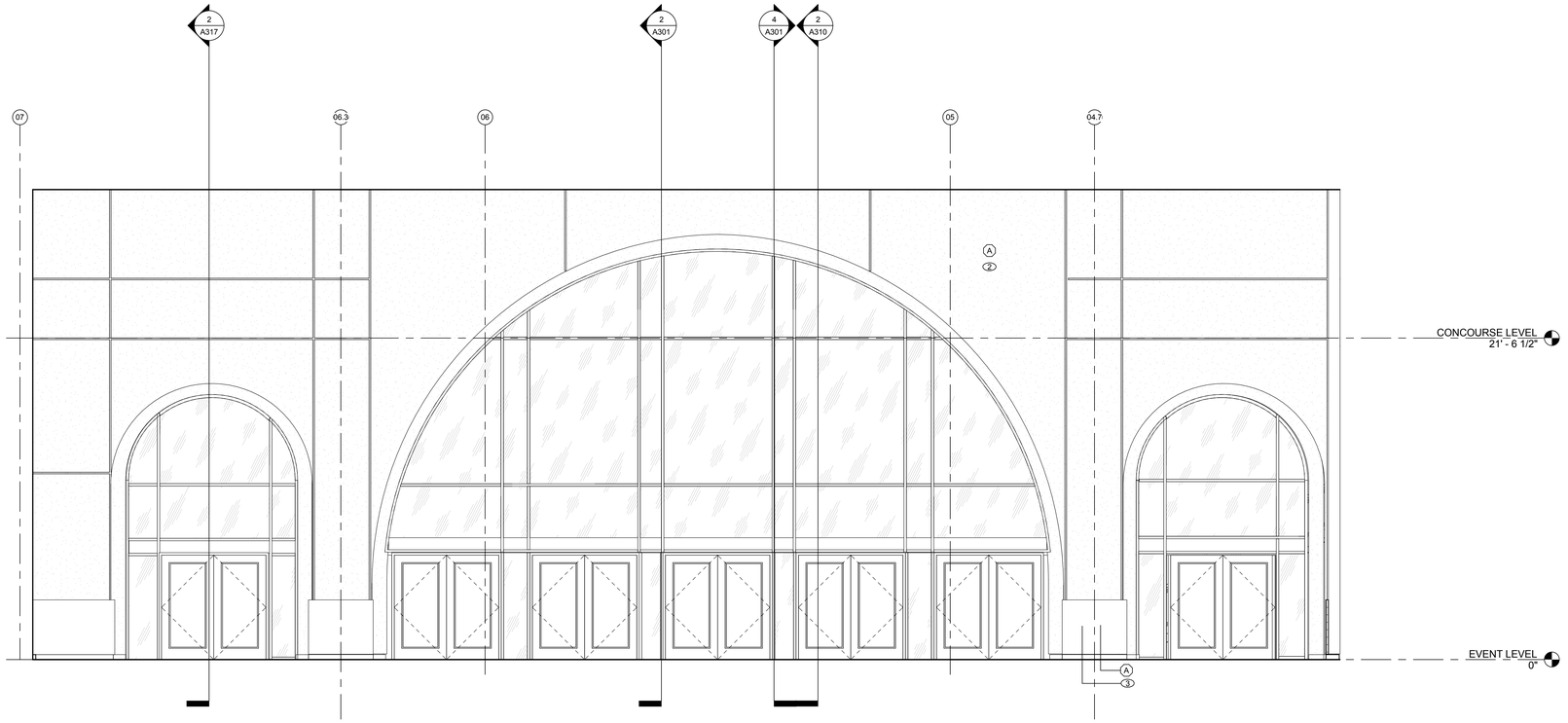

ENTRY WALL | 1/4" = 1'-0" | 1

BUILDING ELEVATION TYPICAL NOTES

1. EIFS CLADDING SYSTEM
2. EIFS HARDCOAT WAINSCOT, 4' TALL ABOVE FINISH FLOOR; WHERE SHOWN AROUND BUILDING AND AT HIDDEN ELEVATIONS AT ARCHWAYS, ENTRIES, ETC.
3. CURTAIN WALL / STOREFRONT CONSISTS OF THERMALLY BROKEN ALUMINUM FRAMING, DARK BRONZE ANODIZED.
4. GLAZING SHALL BE 1" INSULATED GLAZING UNITS. PPG SOLAR BAN 70 XL LOW E WITH TINTED INTERIOR PANEL; COLOR TBD.
5. LOUVERS IN EIFS WALLS SHALL BE ALUMINUM WITH POWDER COAT FINISH. COLOR TO BE SELECTED FROM THE FULL RANGE OF CUSTOM COLORS.
6. LOUVERS IN STOREFRONT / CURTAIN WALL LOCATIONS SHALL BE ALUMINUM, DARK BRONZE ANODIZED.
7. CORNICES AT PARAPETS, LEDGES AT MID WALL HEIGHT
8. SLOPED ROOFS SHALL BE ROOFED WITH MCA CLAY ROOF ONE PIECE S MISSION TILE; COLOR TBD FROM MANUFACTURER'S STANDARD RANGE.
9. HOLLOW METAL DOORS AND FRAMES SHALL BE SHOP PRIMED AND FIELD PAINTED.
10. POWDER COATED STAINLESS STEEL DOORS SHALL BE PROVIDED AT CHILLER ROOM IN MECHANICAL YARD
11. RAIN GUTTER AND DOWNSPOUT AT NORTH SIDE OF HIP ROOF OVER MAIN LOBBY SHALL BE COPPER WITH DOWNSPOUTS, BRACKETS, TRIMS, ETC. ALSO OF COPPER.
12. ARCHITECTURAL DECORATIVE "BALCONY" RAILING IRON WORK SHALL BE WROUGHT IRON
13. GREEN SCREEN LATTICE AT EAST ELEVATION SHALL BE PAINTED GALV. METAL
14. EXTERIOR LIGHT FIXTURES SHOWN FOR REFERENCE. SEE LIGHTING DESIGN PLANS FOR FIXTURE QUANTIES, TYPES AND LOCATIONS.

BUILDING ELEVATION TYPICAL NOTES

EXTERIOR COLOR LEGEND

1. TAN 1: GOLD PROMISE: VISTA 8527
2. WHITE: VISTA: DREAM NIGHTS: OW 159
3. TAN 2: VISTA: SIENNA SAND: ICI VP16-3950
4. TAN 3: ACCENT: VISTA: ROYAL CROWN: 8525
5. TBD
6. BROWN: TUDOR HOUSE: ICI VP16-3956 (DECORATIVE METAL WORK) semi gloss
7. DARK OPAQUE ESPRESSO COLOR WOOD STAIN
8. DARK BRONZE

EXTERIOR COLORS

EXTERIOR MATERIAL LEGEND

- A EIFS
- B CLAY TILE
- C DECORATIVE METAL
- D ARCHITECTURAL PRE-CAST
- E ALUMINUM BREAK METAL PANELS TO MATCH MULLIONS
- F EXTERIOR SIGNAGE, - PROVIDE CONT. 16 GA. BACKING

EXTERIOR MATERIALS

CALIFORNIA BAPTIST UNIVERSITY

EVENTS CENTER

8431 DIANA AVENUE, RIVERSIDE, CA

cbu

ISSUE FOR CONSTRUCTION 01-22-2016

REVISIONS:

	DESCRIPTION	DATE

DATE ISSUED: 01/22/2016

SVA PROJECT NO: 2014-40129

SCALE: As indicated

SHEET NUMBER: A204

SHEET TITLE:

ENLARGED ELEVATIONS

HOK SVA ARCHITECTS

3 MACARTHUR PLACE, SUITE 850 SANTA ANA, CA 92707
T 949.809.3380 WWW.SVA-ARCHITECTS.COM

THIS DOCUMENT CONTAINS INFORMATION PROPRIETARY TO SVA ARCHITECTS INC. AND IS FURNISHED IN CONFIDENCE FOR THE LIMITED PURPOSE OF EVALUATION, BIDDING OR REVIEW. THIS DOCUMENT OR ITS CONTENTS MAY NOT BE USED FOR ANY OTHER PURPOSE AND MAY NOT BE REPRODUCED OR DISCLOSED TO OTHERS WITHOUT THE PRIOR WRITTEN CONSENT OF SVA ARCHITECTS INC. ALL RIGHTS RESERVED. © COPYRIGHT 2015.

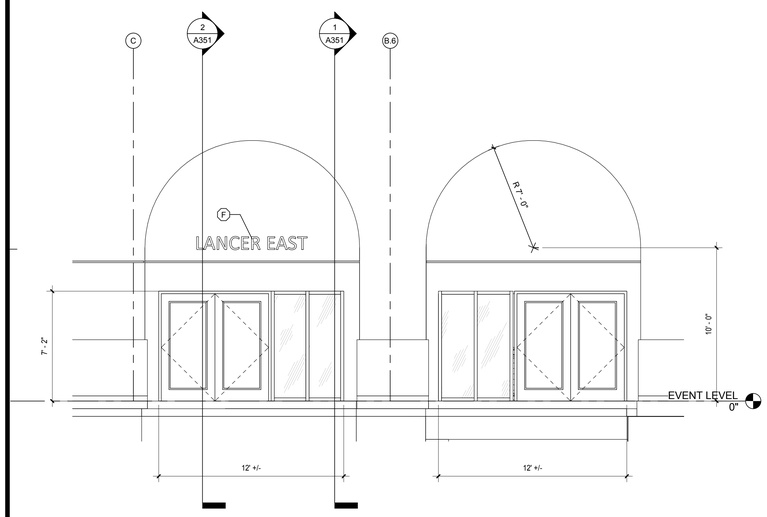

NORTH EAST ENTRY | 1/4" = 1'-0" | 4

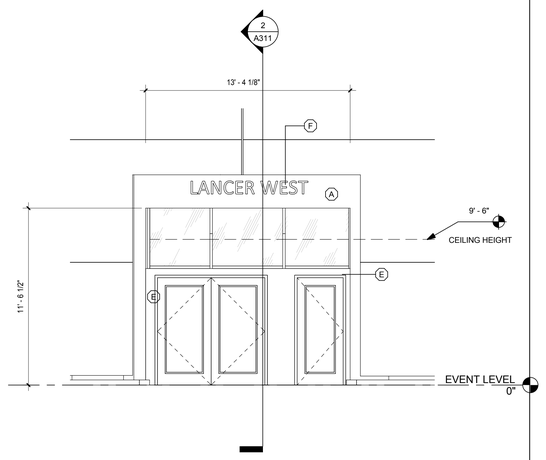

NORTH WEST ENTRY ENLARGED ELEV | 1/4" = 1'-0" | 3

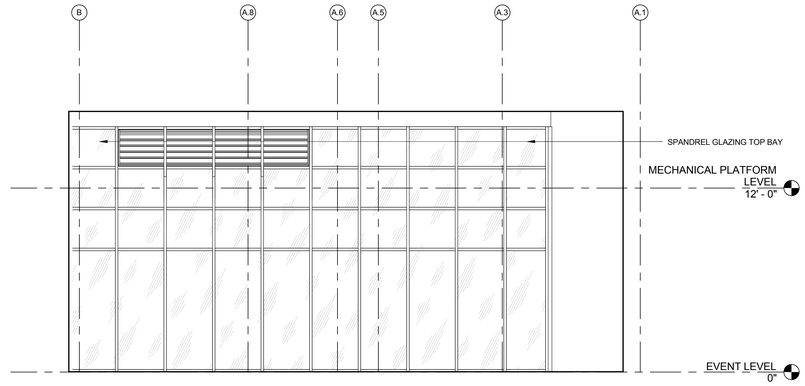

EAST BUILDING ADMIN STOREFRONT | 1/4" = 1'-0" | 2

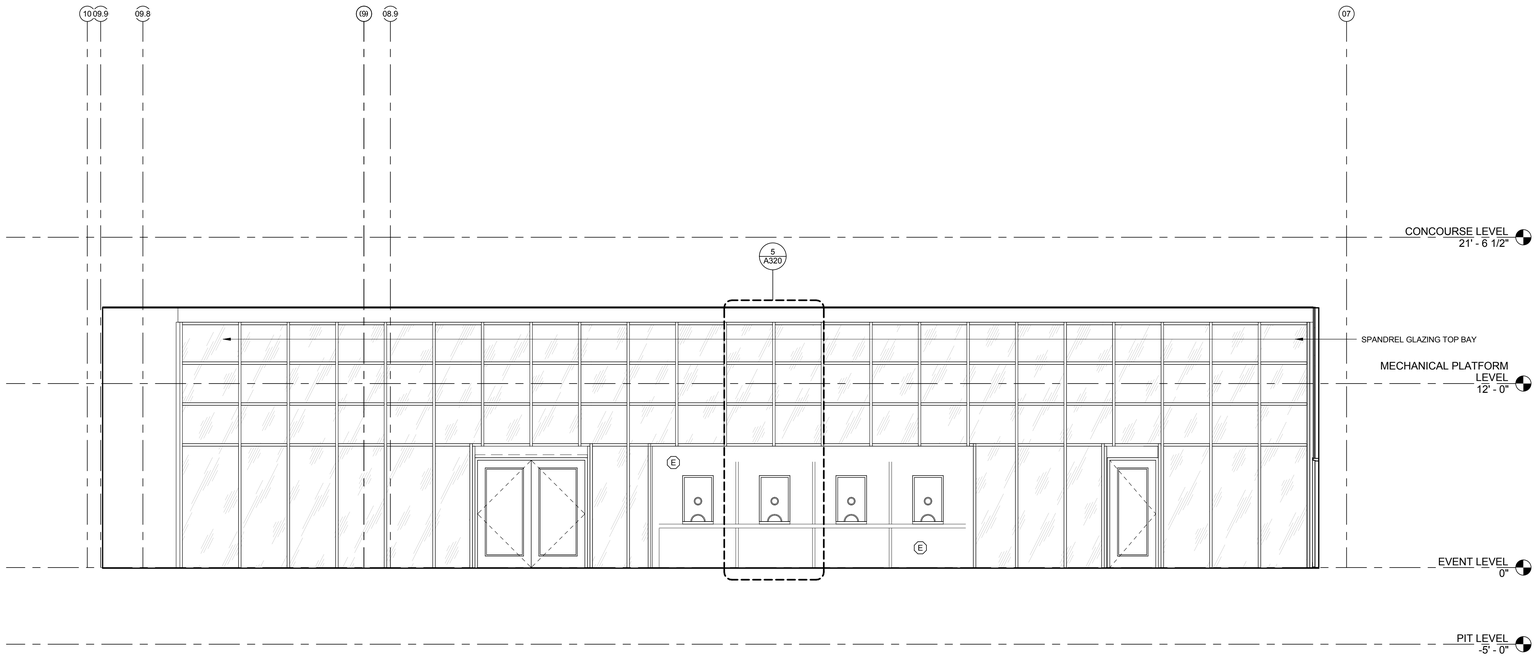

NORTH BLDG ADMIN STOREFRONT | 1/4" = 1'-0" | 1

BUILDING ELEVATION TYPICAL NOTES

1. EIFS CLADDING SYSTEM
2. EIFS HARDCOAT WAINSCOT, 4' TALL ABOVE FINISH FLOOR; WHERE SHOWN AROUND BUILDING AND AT HIDDEN ELEVATIONS AT ARCHWAYS, ENTRIES, ETC.
3. CURTAIN WALL / STOREFRONT CONSISTS OF THERMALLY BROKEN ALUMINUM FRAMING, DARK BRONZE ANODIZED.
4. GLAZING SHALL BE 1" INSULATED GLAZING UNITS. PPG SOLAR BAN 70 XL LOW E WITH TINTED INTERIOR PANEL; COLOR TBD.
5. LOUVERS IN EIFS WALLS SHALL BE ALUMINUM WITH POWDER COAT FINISH. COLOR TO BE SELECTED FROM THE FULL RANGE OF CUSTOM COLORS.
6. LOUVERS IN STOREFRONT / CURTAIN WALL LOCATIONS SHALL BE ALUMINUM, DARK BRONZE ANODIZED.
7. CORNICES AT PARAPETS, LEDGES AT MID WALL HEIGHT
8. SLOPED ROOFS SHALL BE ROOFED WITH MCA CLAY ROOF ONE PIECE S MISSION TILE; COLOR TBD FROM MANUFACTURER'S STANDARD RANGE.
9. HOLLOW METAL DOORS AND FRAMES SHALL BE SHOP PRIMED AND FIELD PAINTED.
10. POWDER COATED STAINLESS STEEL DOORS SHALL BE PROVIDED AT CHILLER ROOM IN MECHANICAL YARD
11. RAIN GUTTER AND DOWNSPOUT AT NORTH SIDE OF HIP ROOF OVER MAIN LOBBY SHALL BE COPPER WITH DOWNSPOUTS, BRACKETS, TRIMS, ETC. ALSO OF COPPER.
12. ARCHITECTURAL DECORATIVE "BALCONY" RAILING IRON WORK SHALL BE WROUGHT IRON
13. GREEN SCREEN LATTICE AT EAST ELEVATION SHALL BE PAINTED GALV. METAL
14. EXTERIOR LIGHT FIXTURES SHOWN FOR REFERENCE. SEE LIGHTING DESIGN PLANS FOR FIXTURE QUANTIES, TYPES AND LOCATIONS.

BUILDING ELEVATION TYPICAL NOTES

EXTERIOR COLOR LEGEND

1. TAN 1: GOLD PROMISE: VISTA 8527
2. WHITE: VISTA: DREAM NIGHTS: OW 159
3. TAN 2: VISTA: SIENNA SAND: ICI VP16-3950
4. TAN 3: ACCENT: VISTA: ROYAL CROWN: 8525
5. TBD
6. BROWN: TUDOR HOUSE: ICI VP16-3956 (DECORATIVE METAL WORK) semi gloss
7. DARK OPAQUE ESPRESSO COLOR WOOD STAIN
8. DARK BRONZE

EXTERIOR COLORS

EXTERIOR MATERIAL LEGEND

- A EIFS
- B CLAY TILE
- C DECORATIVE METAL
- D ARCHITECTURAL PRE-CAST
- E ALUMINUM BREAK METAL PANELS TO MATCH MULLIONS
- F EXTERIOR SIGNAGE, - PROVIDE CONT. 16 GA. BACKING

EXTERIOR MATERIALS

CALIFORNIA BAPTIST UNIVERSITY

EVENTS CENTER

8431 DIANA AVENUE, RIVERSIDE, CA

ISSUE FOR CONSTRUCTION 01-22-2016

REVISIONS:

	DESCRIPTION	DATE

DATE ISSUED: 01/22/2016

SVA PROJECT NO: 2014-40129

SCALE: As indicated

SHEET NUMBER: A205

SHEET TITLE:

ENLARGED ELEVATIONS

3 MACARTHUR PLACE, SUITE 850 SANTA ANA, CA 92707
T 949.809.3380 WWW.SVA-ARCHITECTS.COM

THIS DOCUMENT CONTAINS INFORMATION PROPRIETARY TO SVA ARCHITECTS INC. AND IS FURNISHED IN CONFIDENCE FOR THE LIMITED PURPOSE OF EVALUATION, BIDDING OR REVIEW. THIS DOCUMENT OR ITS CONTENTS MAY NOT BE USED FOR ANY OTHER PURPOSE AND MAY NOT BE REPRODUCED OR DISCLOSED TO OTHERS WITHOUT THE PRIOR WRITTEN CONSENT OF SVA ARCHITECTS INC. ALL RIGHTS RESERVED, © COPYRIGHT 2015.

TOILET ACCESSORY LEGEND	
TYPE MARK	FIXTURE TYPE
TA-1	Individual Flush Mounted Wall Shower Control and Head
TA-2	2 1/2 Inch Wide Reveal Trench Drain System
TA-3	Handshower System
TA-4	Undercounter Sink
TA-5	Sink Faucet
TA-6	Soap Dispenser
TA-7	Ambulatory Horizontal Grab Bar
TA-8	ADA Toilet Horizontal Bar
TA-9	ADA Vertical Grab Bar
TA-10	Single Bowl - Universal Access
TA-11	Shower Rod and 96" Curtain
TA-12	Urinal Partition
TA-13	Partition Mounted Two Compartment Sanitary Napkin Disposal
TA-14	Double-Roll Toilet Tissue Dispenser
TA-15	Surface Mounted Seat Cover Dispenser
TA-16	Folding ADA Shower Bench
TA-17	Shower ADA Grab Bar
TA-18	Wall Mounted Towel Hook
TA-19	Glass Mounted Towel Hook
TA-20	Spring Loaded Paper Towel Dispenser
TA-21	Basin Sink
TA-22	Soap Dispenser- Deck Mounted
TA-23	Individual Flush Mounted Wall Shower
TA-24	Individual Pivoting Wall Shower - ADA Compliant
TA-25	Recessed Combination Towel and Waste Unit
TA-26	Corner Mop Sink

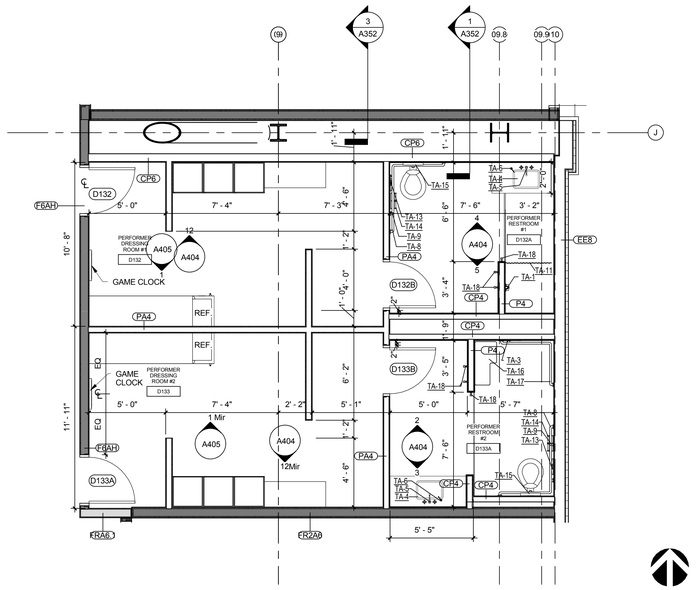

PERFORMER DRESSING 1/4" = 1'-0" 1

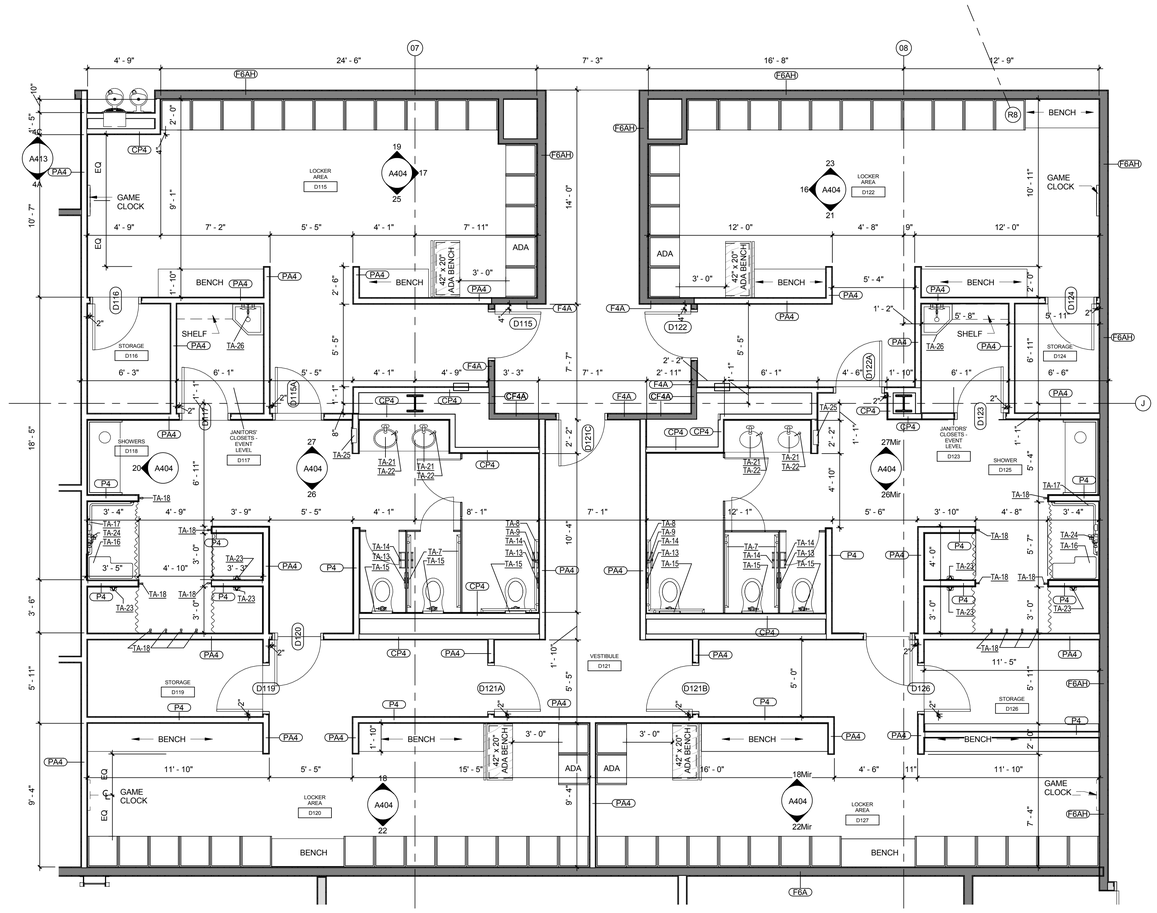

LOCKER ROOM - VISITOR 1/4" = 1'-0" 2

CALIFORNIA BAPTIST UNIVERSITY

EVENTS CENTER

8431 DIANA AVENUE, RIVERSIDE, CA

ISSUE FOR CONSTRUCTION 01-22-2016

REVISIONS:

	DESCRIPTION	DATE
△		
△		
△		
△		
△		
△		
△		
△		
△		
△		
△		

DATE ISSUED: 01/22/2016

SVA PROJECT NO: 2014-40129

SCALE: 1/4" = 1'-0"

SHEET NUMBER: A211

SHEET TITLE:

ENLARGED FLOOR PLANS - EVENT LEVEL

hok SVA ARCHITECTS

3 MACARTHUR PLACE, SUITE 850 SANTA ANA, CA 92707

T 949.809.3380 WWW.SVA-ARCHITECTS.COM

THIS DOCUMENT CONTAINS INFORMATION PROPRIETARY TO SVA ARCHITECTS INC. AND IS FURNISHED IN CONFIDENCE FOR THE LIMITED PURPOSE OF EVALUATION, BIDDING OR REVIEW. THIS DOCUMENT OR ITS CONTENTS MAY NOT BE USED FOR ANY OTHER PURPOSE AND MAY NOT BE REPRODUCED OR DISCLOSED TO OTHERS WITHOUT THE PRIOR WRITTEN CONSENT OF SVA ARCHITECTS INC. ALL RIGHTS RESERVED. © COPYRIGHT 2015.

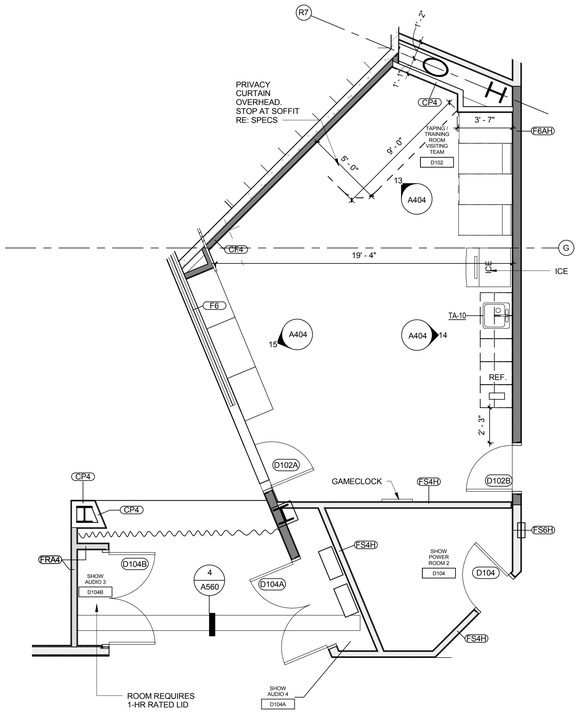

VISITOR'S SIDE TREATMENT ROOM | 1/4" = 1'-0" | 3

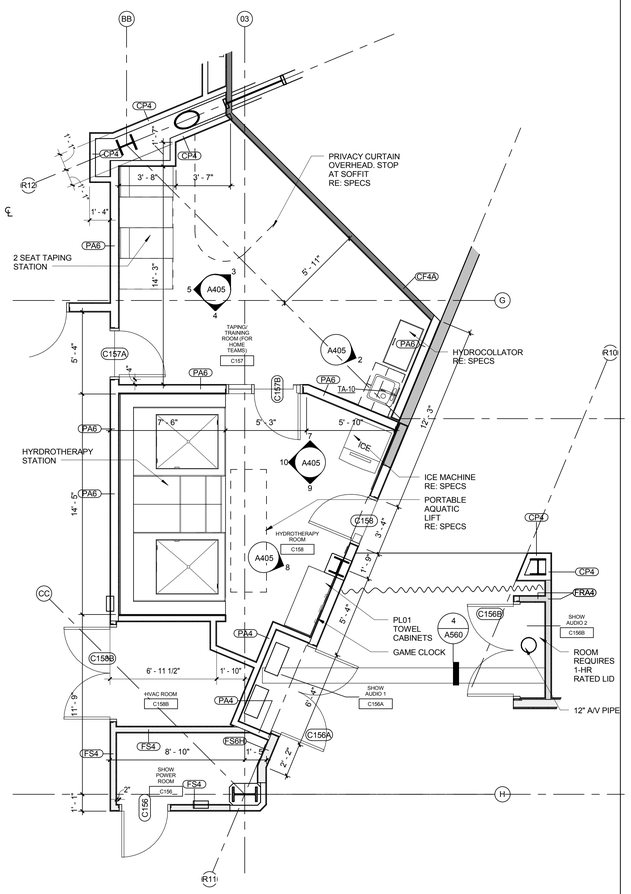

HYDROTHERAPY AREA | 1/4" = 1'-0" | 2

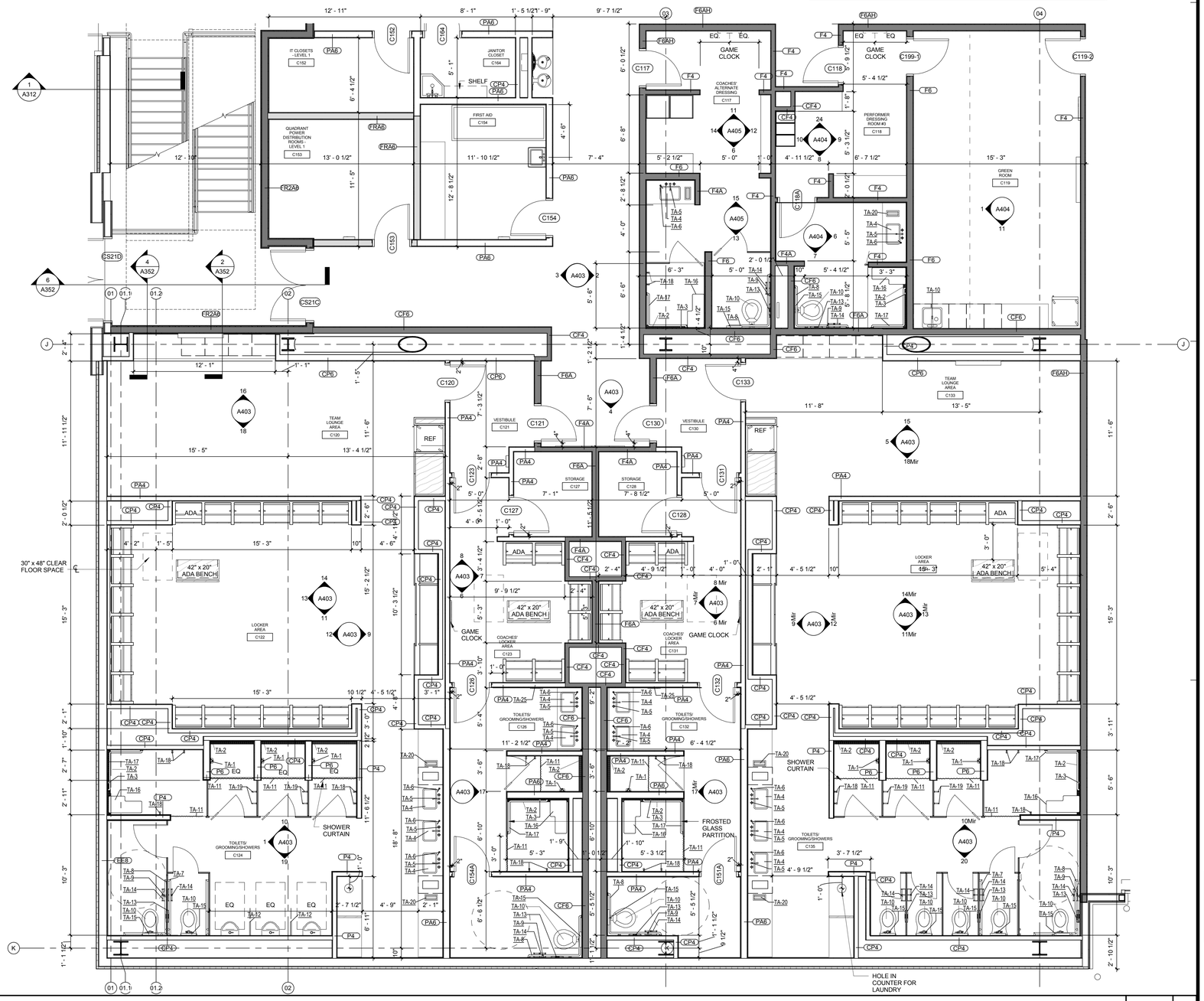

LOCKER ROOM - HOME | 1/4" = 1'-0" | 1

TOILET ACCESSORY LEGEND	
TYPE MARK	FIXTURE TYPE
TA-1	Individual Flush Mounted Wall Shower Control and Head
TA-2	2 1/2 Inch Wide Reveal Trench Drain System
TA-3	Handshower System
TA-4	Undercounter Sink
TA-5	Sink Faucet
TA-6	Soap Dispenser
TA-7	Ambulatory Horizontal Grab Bar
TA-8	ADA Toilet Horizontal Bar
TA-9	ADA Vertical Grab Bar
TA-10	Single Bowl - Universal Access
TA-11	Shower Rod and 96" Curtain
TA-12	Urinal Partition
TA-13	Partition Mounted Two Compartment Sanitary Napkin Disposal
TA-14	Double-Roll Toilet Tissue Dispenser
TA-15	Surface Mounted Seat Cover Dispenser
TA-16	Folding ADA Shower Bench
TA-17	Shower ADA Grab Bar
TA-18	Wall Mounted Towel Hook
TA-19	Glass Mounted Towel Hook
TA-20	Spring Loaded Paper Towel Dispenser
TA-21	Basin Sink
TA-22	Soap Dispenser- Deck Mounted
TA-23	Individual Flush Mounted Wall Shower
TA-24	Individual Pivoting Wall Shower - ADA Compliant
TA-25	Recessed Combination Towel and Waste Unit
TA-26	Corner Mop Sink

CALIFORNIA BAPTIST UNIVERSITY
EVENTS CENTER
8431 DIANA AVENUE, RIVERSIDE, CA

ISSUE FOR CONSTRUCTION 01-22-2016

REVISIONS:

	DESCRIPTION	DATE

DATE ISSUED: 01/22/2016

SVA PROJECT NO: 2014-40129

SCALE: 1/4" = 1'-0"

SHEET NUMBER: A212

SHEET TITLE:

ENLARGED FLOOR PLANS - EVENT LEVEL

3 MACARTHUR PLACE, SUITE 850 SANTA ANA, CA 92707
T 949.809.3380 WWW.SVA-ARCHITECTS.COM

THIS DOCUMENT CONTAINS INFORMATION PROPRIETARY TO SVA ARCHITECTS INC. AND IS FURNISHED IN CONFIDENCE FOR THE LIMITED PURPOSE OF EVALUATION, BIDDING OR REVIEW. THIS DOCUMENT OR ITS CONTENTS MAY NOT BE USED FOR ANY OTHER PURPOSE AND MAY NOT BE REPRODUCED OR DISCLOSED TO OTHERS WITHOUT THE PRIOR WRITTEN CONSENT OF SVA ARCHITECTS INC. ALL RIGHTS RESERVED. © COPYRIGHT 2015.

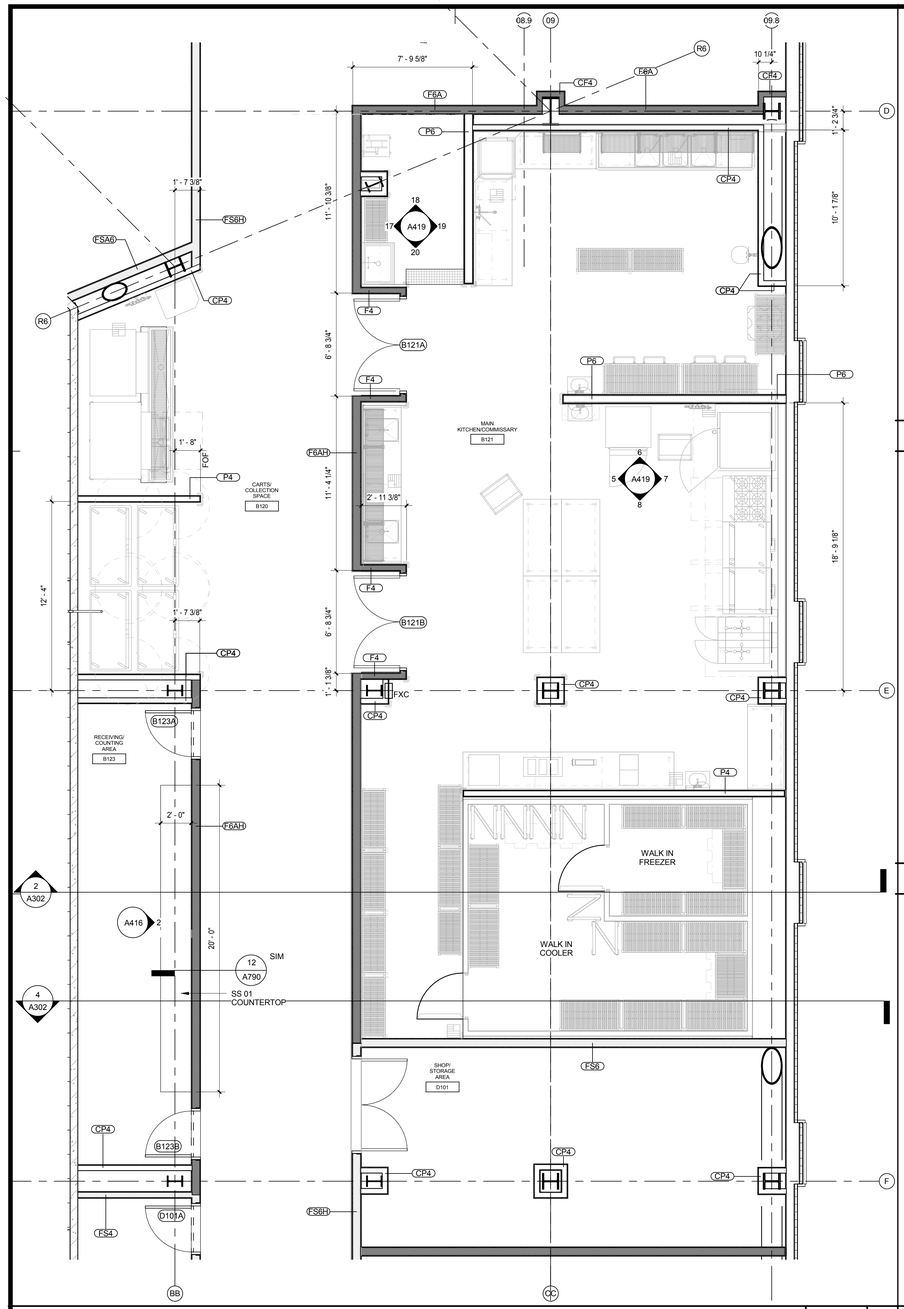

EVENT LEVEL - MAIN KITCHEN AREA | 1/4" = 1'-0" | 12

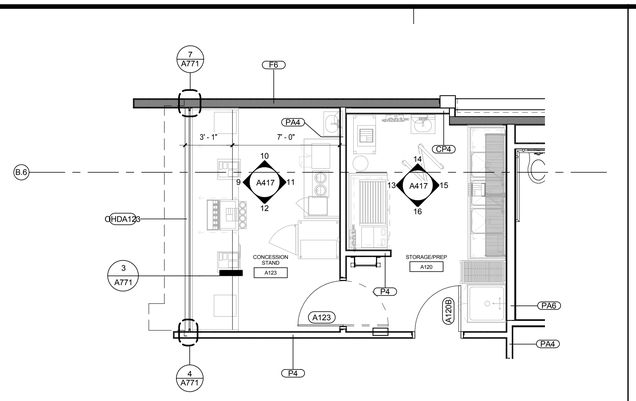

EVENT LEVEL - SECTOR A - CONCESSION ENLARGED PLAN | 1/4" = 1'-0" | 6

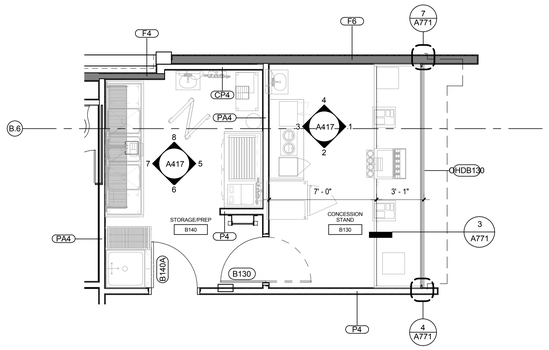

EVENT LEVEL - SECTOR B - CONCESSION ENLARGED PLAN | 1/4" = 1'-0" | 5

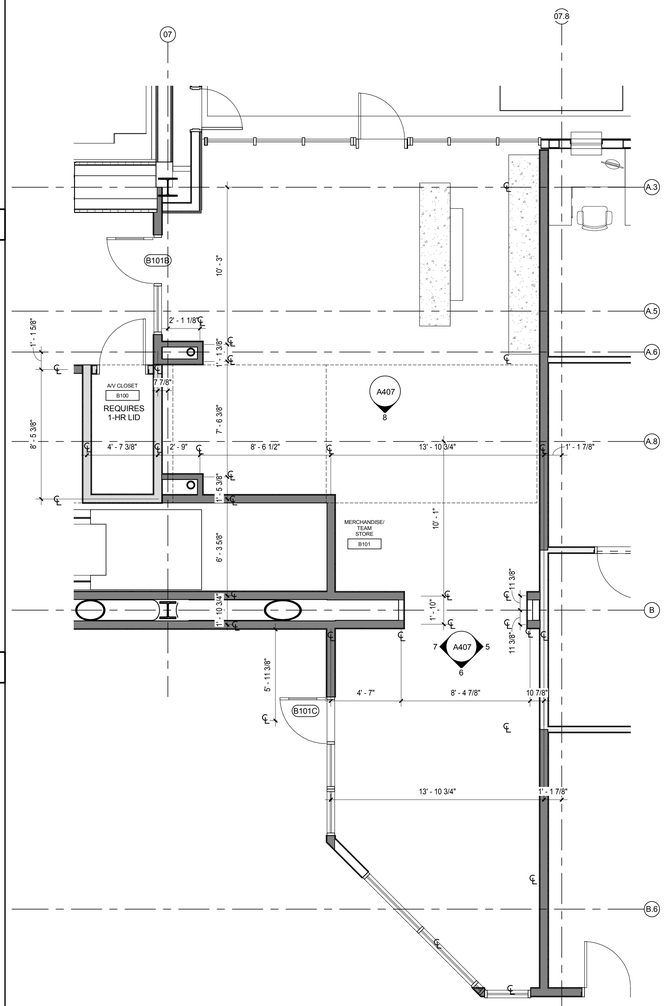

LANCER STORE | 1/4" = 1'-0" | 1

CALIFORNIA BAPTIST UNIVERSITY

EVENTS CENTER

8431 DIANA AVENUE, RIVERSIDE, CA

cbu

ISSUE FOR CONSTRUCTION 01-22-2016

REVISIONS:

	DESCRIPTION	DATE
△		
△		
△		
△		
△		
△		
△		
△		
△		
△		
△		

DATE ISSUED:	01/22/2016
SVA PROJECT NO:	2014-40129
SCALE:	1/4" = 1'-0"
SHEET NUMBER:	A213
SHEET TITLE:	

ENLARGED FLOOR PLANS - EVENT LEVEL

hok SVA ARCHITECTS

3 MACARTHUR PLACE, SUITE 850 SANTA ANA, CA 92707
T 949.809.3380 WWW.SVA-ARCHITECTS.COM

THIS DOCUMENT CONTAINS INFORMATION PROPRIETARY TO SVA ARCHITECTS INC. AND IS FURNISHED IN CONFIDENCE FOR THE LIMITED PURPOSE OF EVALUATION, BIDDING OR REVIEW. THIS DOCUMENT OR ITS CONTENTS MAY NOT BE USED FOR ANY OTHER PURPOSE AND MAY NOT BE REPRODUCED OR DISCLOSED TO OTHERS WITHOUT THE PRIOR WRITTEN CONSENT OF SVA ARCHITECTS INC. ALL RIGHTS RESERVED. © COPYRIGHT 2015.

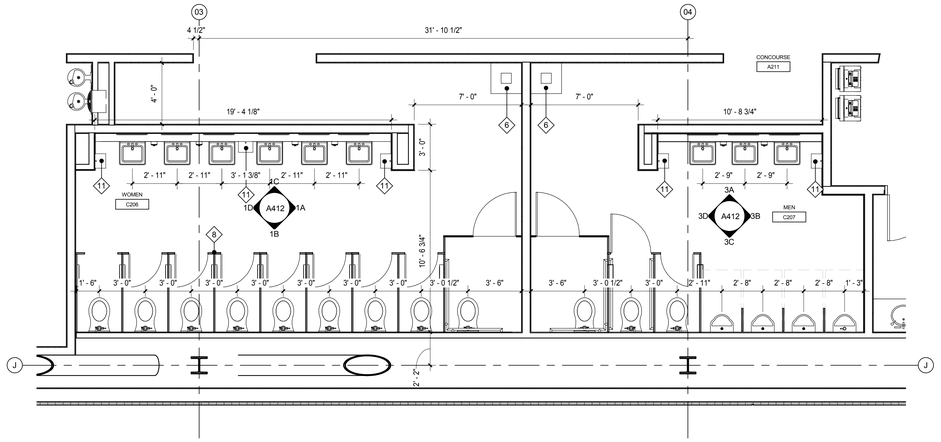

WC - MAIN CONCOURSE - SOUTHWEST | 1/4" = 1'-0" | 4

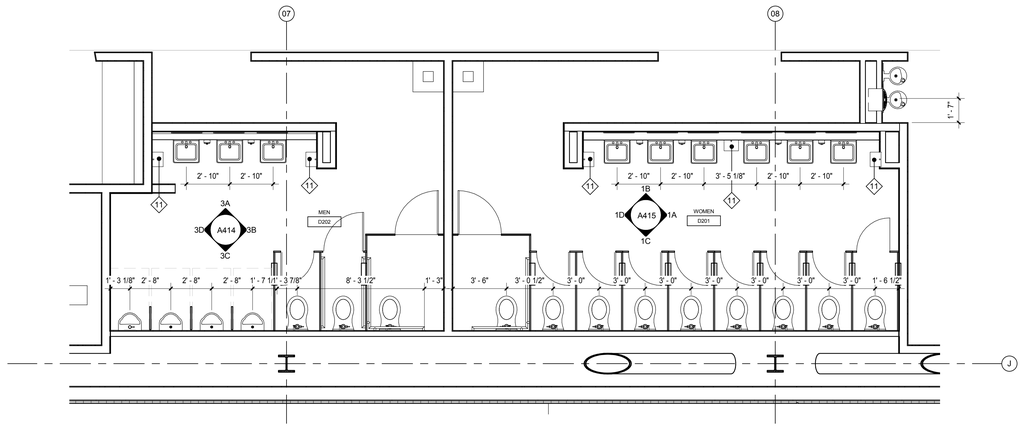

WC - MAIN CONCOURSE - SOUTHEAST | 1/4" = 1'-0" | 5

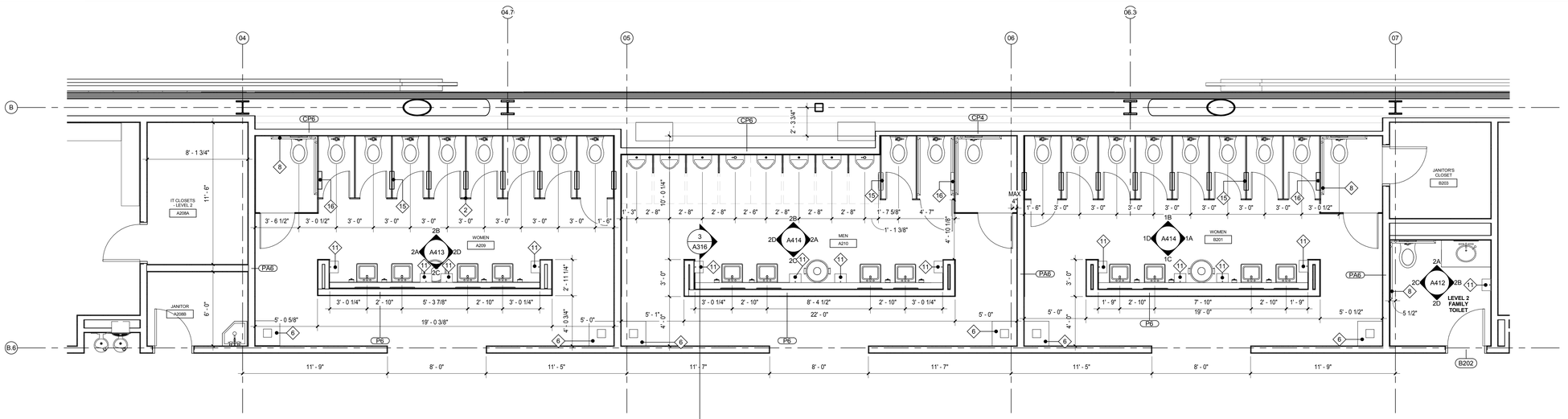

WC - CONCOURSE LEVEL - NORTH | 1/4" = 1'-0" | 1

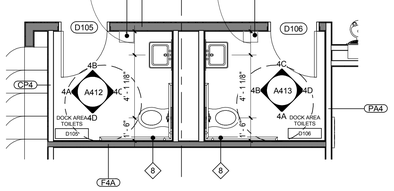

WC - EVENT LEVEL - DOCK | 1/4" = 1'-0" | 3

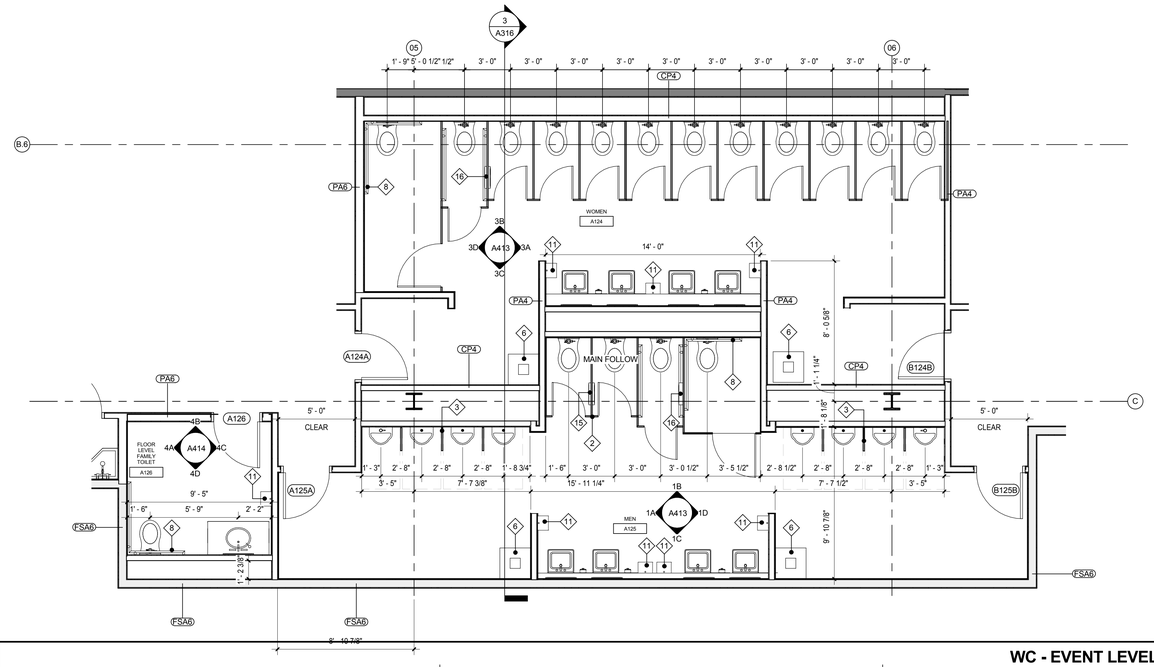

WC - EVENT LEVEL - NORTH | 1/4" = 1'-0" | 2

FIXTURE

1 NOT USED
2 OVERHEAD BRACED PARTITION, SEE SPECS, SEE DET. 14/A-64.41 FOR TYP ATTACHMENT
3 WALL-HUNG SOLID URINAL SCREEN, 42" HIGH X 18" DEEP
4 24" X 36" FRAMED MIRROR, BOBRICK B-290 2436
5 NOT USED
6 OXFORD TOPLOAD WASTE RECEPTACLE
7 NOT USED
8 GRAB BARS FOR ACCESSIBLE TOILET (1-1/4" DIA. STAINLESS STEEL):
42" LENGTH @ SIDE WALL (BOBRICK B-5806X42)
36" LENGTH @ REAR WALL (BOBRICK B-5806X36)
9 1-1/4" DIA. STAINLESS STEEL GRAB BAR, 42", BOBRICK B-5806X42
10 UTILITY SHELF W/ MOP & BROOM HOLDER, BOBRICK B-239 X 34
11 SURFACE MOUNTED PAPER TOWEL DISPENSER
12 SURFACE MOUNTED TOILET TISSUE DISPENSER, BOBRICK B-2888
13 RECESSED TOILET TISSUE DISPENSER, BOBRICK B-3888
14 RECESSED SANITARY NAPKIN DISPOSAL AND TOILET TISSUE DISPENSER, BOBRICK B-3094
15 PARTITION-MOUNTED TOILET TISSUE DISPENSER, BOBRICK B-386
16 PARTITION-MOUNTED SANITARY NAPKIN DISPOSAL, BOBRICK B-354
17 SANITARY NAPKIN / TEMPON VENDOR, FREE OPERATION (BOBRICK MODEL #B2800)
18 SEMI-RECESSED CONVERTIBLE PAPER TOWEL DISPENSER / WASTE RECEPTACLE BY BOBRICK MODEL # B-3942

RESTROOM ACCESSORY NOTES

CALIFORNIA BAPTIST UNIVERSITY

EVENTS CENTER

8431 DIANA AVENUE, RIVERSIDE, CA

cbu

ISSUE FOR CONSTRUCTION
01-22-2016

REVISIONS:

	DESCRIPTION	DATE
△		
△		
△		
△		
△		
△		
△		
△		
△		
△		
△		

DATE ISSUED: 01/22/2016
SVA PROJECT NO: 2014-40129
SCALE: As indicated

SHEET NUMBER: A214
SHEET TITLE:

ENLARGED FLOOR PLANS - RESTROOMS

hok SVA ARCHITECTS
3 MACARTHUR PLACE, SUITE 850 SANTA ANA, CA 92707
T 949.809.3380 WWW.SVA-ARCHITECTS.COM

THIS DOCUMENT CONTAINS INFORMATION PROPRIETARY TO SVA ARCHITECTS INC. AND IS FURNISHED IN CONFIDENCE FOR THE LIMITED PURPOSE OF EVALUATION, BIDDING OR REVIEW. THIS DOCUMENT OR ITS CONTENTS MAY NOT BE USED FOR ANY OTHER PURPOSE AND MAY NOT BE REPRODUCED OR DISCLOSED TO OTHERS WITHOUT THE PRIOR WRITTEN CONSENT OF SVA ARCHITECTS INC. ALL RIGHTS RESERVED. © COPYRIGHT 2015.

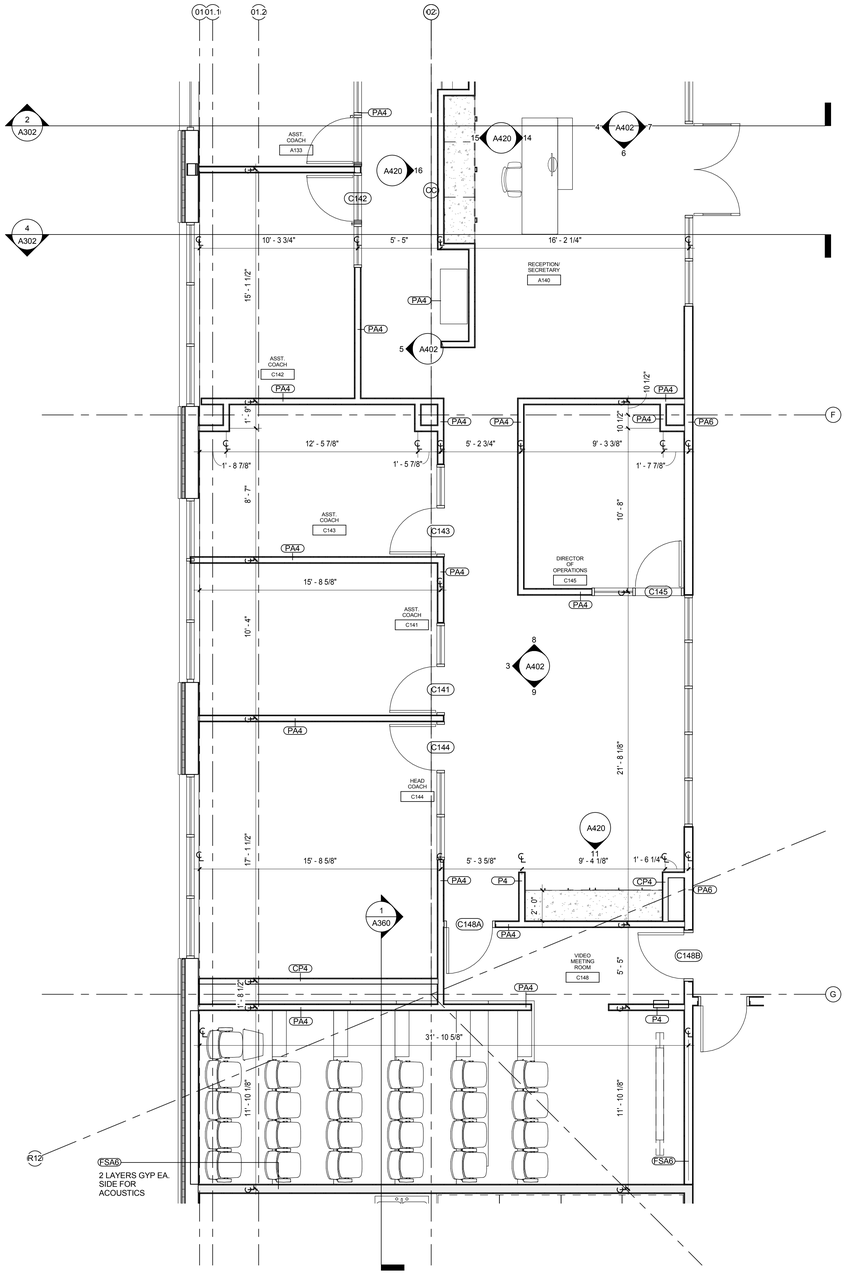

TEAM OFFICE SOUTH | 1/4" = 1'-0" | 2

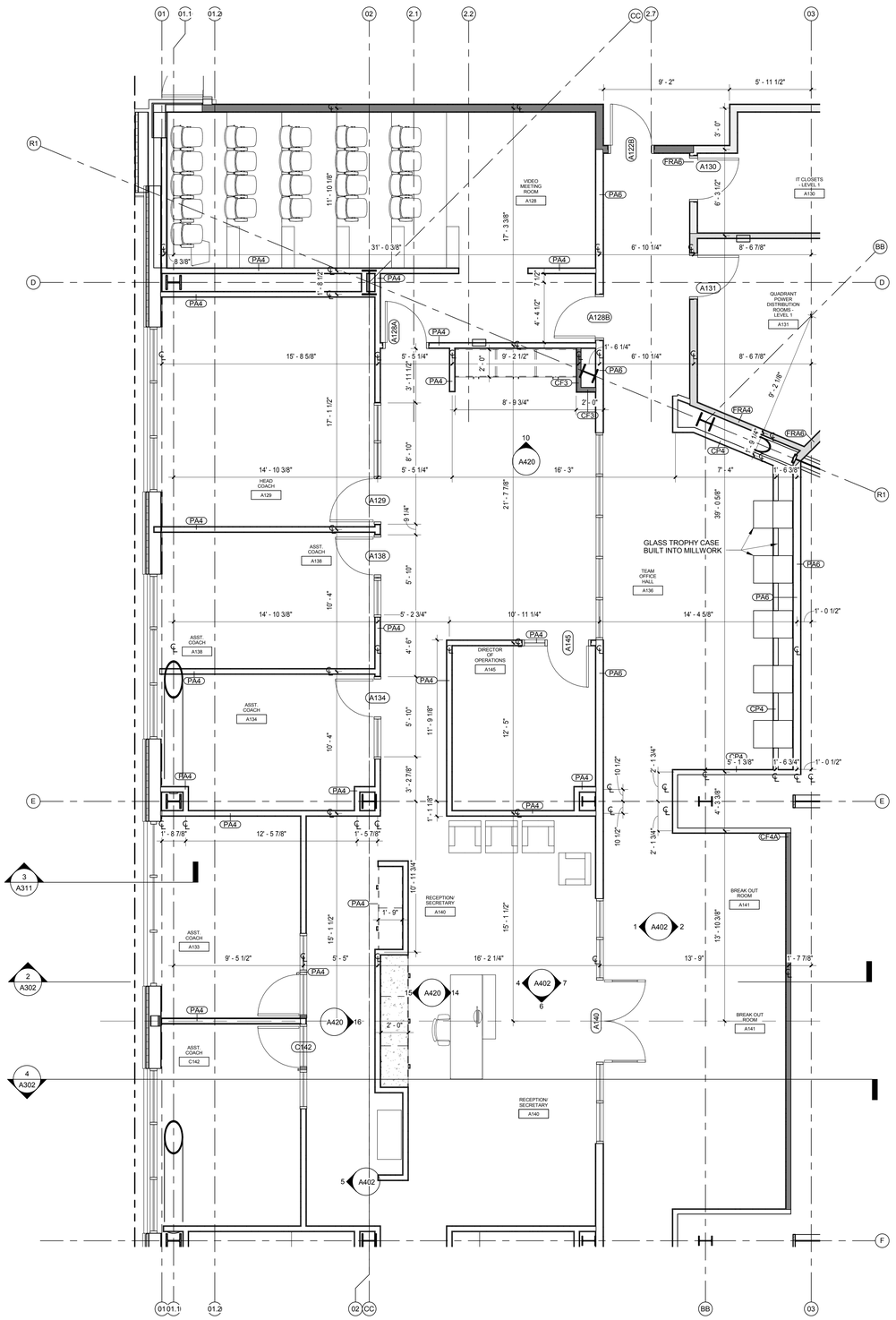

TEAM OFFICE NORTH | 1/4" = 1'-0" | 1

CALIFORNIA BAPTIST UNIVERSITY

EVENTS CENTER

8431 DIANA AVENUE, RIVERSIDE, CA

ISSUE FOR CONSTRUCTION 01-22-2016

REVISIONS:

	DESCRIPTION	DATE

DATE ISSUED: 01/22/2016

SVA PROJECT NO: 2014-40129

SCALE: 1/4" = 1'-0"

SHEET NUMBER: A215

SHEET TITLE:

ENLARGED FLOOR PLANS - TEAM OFFICES

ARCHITECTS

3 MACARTHUR PLACE, SUITE 850 SANTA ANA, CA 92707

T 949.809.3380 WWW.SVA-ARCHITECTS.COM

THIS DOCUMENT CONTAINS INFORMATION PROPRIETARY TO SVA ARCHITECTS INC. AND IS FURNISHED IN CONFIDENCE FOR THE LIMITED PURPOSE OF EVALUATION, BIDDING OR REVIEW. THIS DOCUMENT OR ITS CONTENTS MAY NOT BE USED FOR ANY OTHER PURPOSE AND MAY NOT BE REPRODUCED OR DISCLOSED TO OTHERS WITHOUT THE PRIOR WRITTEN CONSENT OF SVA ARCHITECTS INC. ALL RIGHTS RESERVED. © COPYRIGHT 2015.

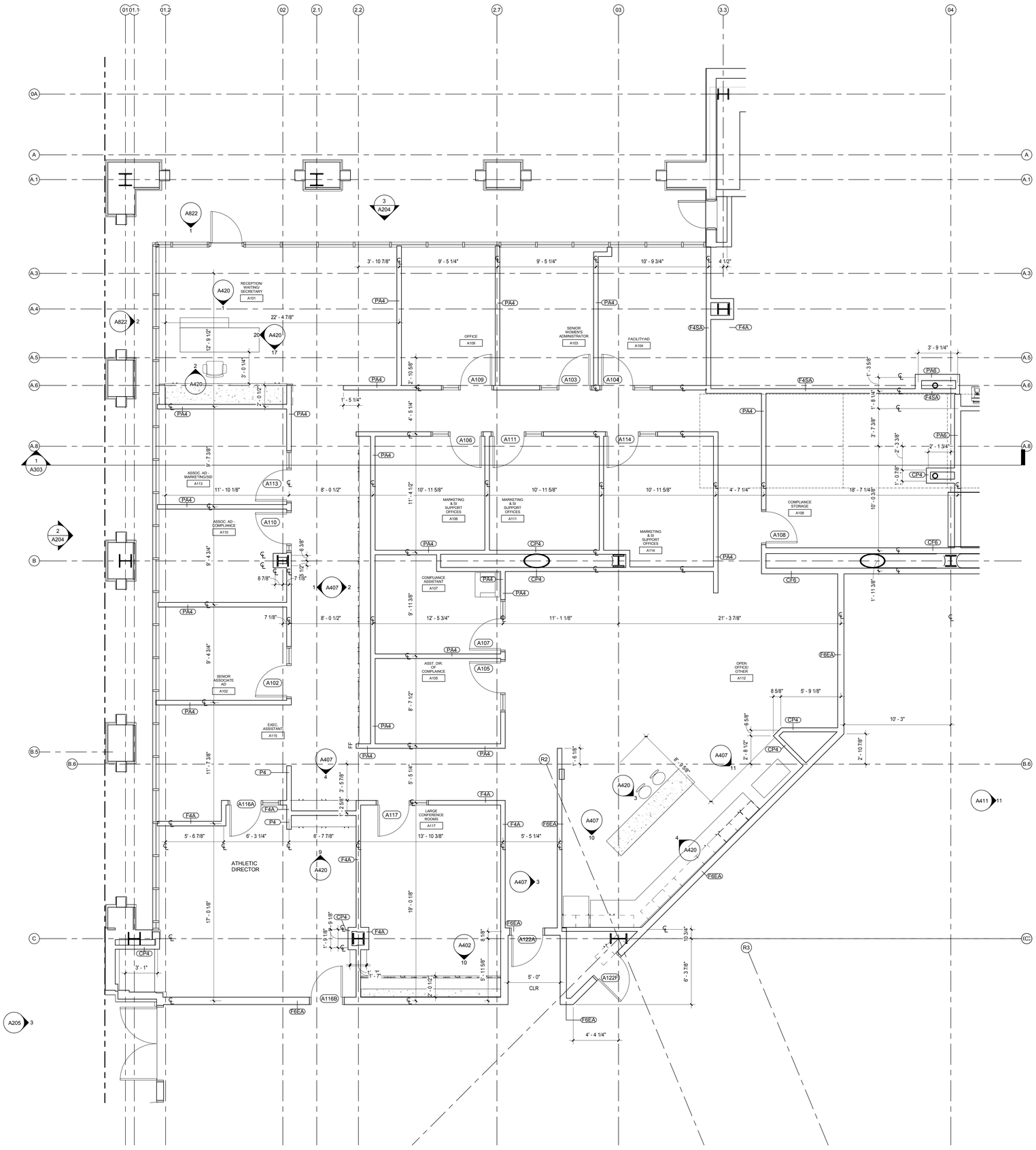

SECTOR PLAN TYPICAL NOTES

1. REFERENCE STANDARD EIFS DETAILS, A500 SERIES, FOR MISCELLANEOUS EXTERIOR WALL PENETRATIONS, ATTACHMENTS AND OTHER CONDITIONS NOT SPECIFICALLY REFERENCED.

2. SLAB OPENINGS FOR MECHANICAL SHAFTS SHALL BE COORDINATED WITH MECHANICAL SUB-CONTRACTOR'S LAYOUTS.

3. SLAB OPENINGS FOR STAIRS SHALL BE COORDINATED WITH STAIR CONTRACTOR'S APPROVED SHOP DRAWINGS.

4. SEATING BOWL PERIMETER SLAB EDGES SHALL BE COORDINATED WITH PRE-CAST CONTRACTOR'S APPROVED SHOP DRAWINGS.

5. DIMENSIONS TO EDGE OF SLAB/CURBS AND CURB WIDTHS AT GRADE LEVEL ARE DEPENDANT ON METAL STUD SIZES AND EIFS THICKNESS. DIMENSIONS TO BE COORDINATED WITH METAL STUD CONTRACTOR PRIOR TO FIELD LAYOUT.

6. FIRE PROOFING: FIRE PROOFING PER CBC TABLE 601 TYPE 1 B CONSTRUCTION

PRIMARY STRUCTURAL FRAME: 2 HOURS
FLOOR CONSTRUCTION AND ASSOCIATED SECONDARY MEMBERS: 2 HOURS
ROOF CONSTRUCTION AND ASSOCIATED SECONDARY MEMBERS: 1 HOUR ^b

A. 2-HR RATED FIRE PROOFING IS REQUIRED AT ALL STRUCTURAL COLUMNS AND FLOOR FRAMING BEAMS. FIRE PROOFING SHALL BE SPRAY APPLIED U.N.O.. SEE **SHEET A710** FOR ASSEMBLIES.

B. TYPICAL ROOF STRUCTURAL FRAMING AND DECK SHALL BE FIRE PROTECTED PER DETAILS ON **SHEET A710.**

C. SEE SHEET **A140.1** FOR FIRE PROOFING BOUNDARIES AT HIGH ROOF OVER SEATING BOWL. FIRE PROOFING DETAILS PER **SHEET A710**. FIRE PROOFING PER CBC TABLE 601 FOOTNOTE b WITH PROPOSED EQUIVALENT COVERAGE AS APPROVED BY AHJ.

D. PRECAST CONCRETE STADIA "GRANDSTANDS" AND JOINT SEALANTS ARE NOT RATED UNLESS NOTED OTHERWISE. PLEASE REFERENCE CODE REPORT SECTION 3.2.1.

7. FIRE EXTINGUISHERS ARE EXCLUDED FROM PUBLIC AREAS DUE TO THE POTENTIAL FOR MAL-USE. PLEASE REFERENCE CODE REPORT SECTION 3.9.

8. PRECAST SEATING BOWL JOINTS ARE NOT FIRE RATED EXCEPT AT ELECTRICAL ROOM A131.

9. MEZZANINE LEVEL SHALL BE FINISHED TO A "SHELL AND CORE" LEVEL OF FINISH. GYP BD. WALLS SHALL BE TAPED WITH NO TEXTURE OR PAINT

10. FURNITURE, WHERE SHOWN, IS SHOWN FOR REFERENCE ONLY; COORDINATE WITH OWNER'S VENDOR.

11. ALL GYPSUM BOARD WALLS SHALL BE PAINTED FROM FLOOR TO FINISHED CEILING OR EXPOSED STRUCTURE - CBU STANDARD INTERIOR FIELD PAINT COLOR, U.N.O.

12. ALL GYPSUM BOARD CEILINGS SHALL BE PAINTED - CBU STANDARD CEILING PAINT, U.N.O.

13. SEE DETAILS 1 AND 3 A790 FOR LAVATORY COUNTERS AT SOLID SURFACE COUNTER /UNDERMOUNT SINK LOCATIONS.

SECTOR PLAN TYPICAL NOTES

EXIT SIGNAGE

FXC — RECESSED FIRE EXTINGUISHER CABINET WITH FIRE EXTINGUISHER BOTTLE

RESTROOM TRASH RECEPTACLES: FF&E

TYPICAL DOOR CLEARANCES AT ACCESSIBLE ROUTES

TYPICAL DOOR APPROACH CLEAR AREA REQUIREMENTS. [2013 CBC: 11B-404.2.4.2] - OTHER CONDITIONS PER [2013 CBC: 11B-404.2.3]

SECTOR PLAN LEGEND

ATHLETIC ADMIN SUITE PLAN-EVENTS LEVEL | 1/4" = 1'-0" | 1

CALIFORNIA BAPTIST UNIVERSITY
EVENTS CENTER
8431 DIANA AVENUE, RIVERSIDE, CA

ISSUE FOR CONSTRUCTION 01-22-2016

REVISIONS:

	DESCRIPTION	DATE

DATE ISSUED: 01/22/2016
SVA PROJECT NO: 2014-40129
SCALE: As indicated

SHEET NUMBER: A216

SHEET TITLE:

ENLARGED ATHLETIC ADMIN SUITE

3 MACARTHUR PLACE, SUITE 850 SANTA ANA, CA 92707
T 949.809.3380 WWW.SVA-ARCHITECTS.COM

THIS DOCUMENT CONTAINS INFORMATION PROPRIETARY TO SVA ARCHITECTS INC. DOCUMENT IS FOR INTERIM REVIEW ONLY AND IS NOT INTENDED FOR EVALUATION, BIDDING OR REVIEW. THIS DOCUMENT OR ITS CONTENTS MAY NOT BE USED FOR ANY OTHER PURPOSE AND MAY NOT BE REPRODUCED OR DISCLOSED TO OTHERS WITHOUT THE PRIOR WRITTEN CONSENT OF SVA ARCHITECTS INC. ALL RIGHTS RESERVED, © COPYRIGHT 2015.

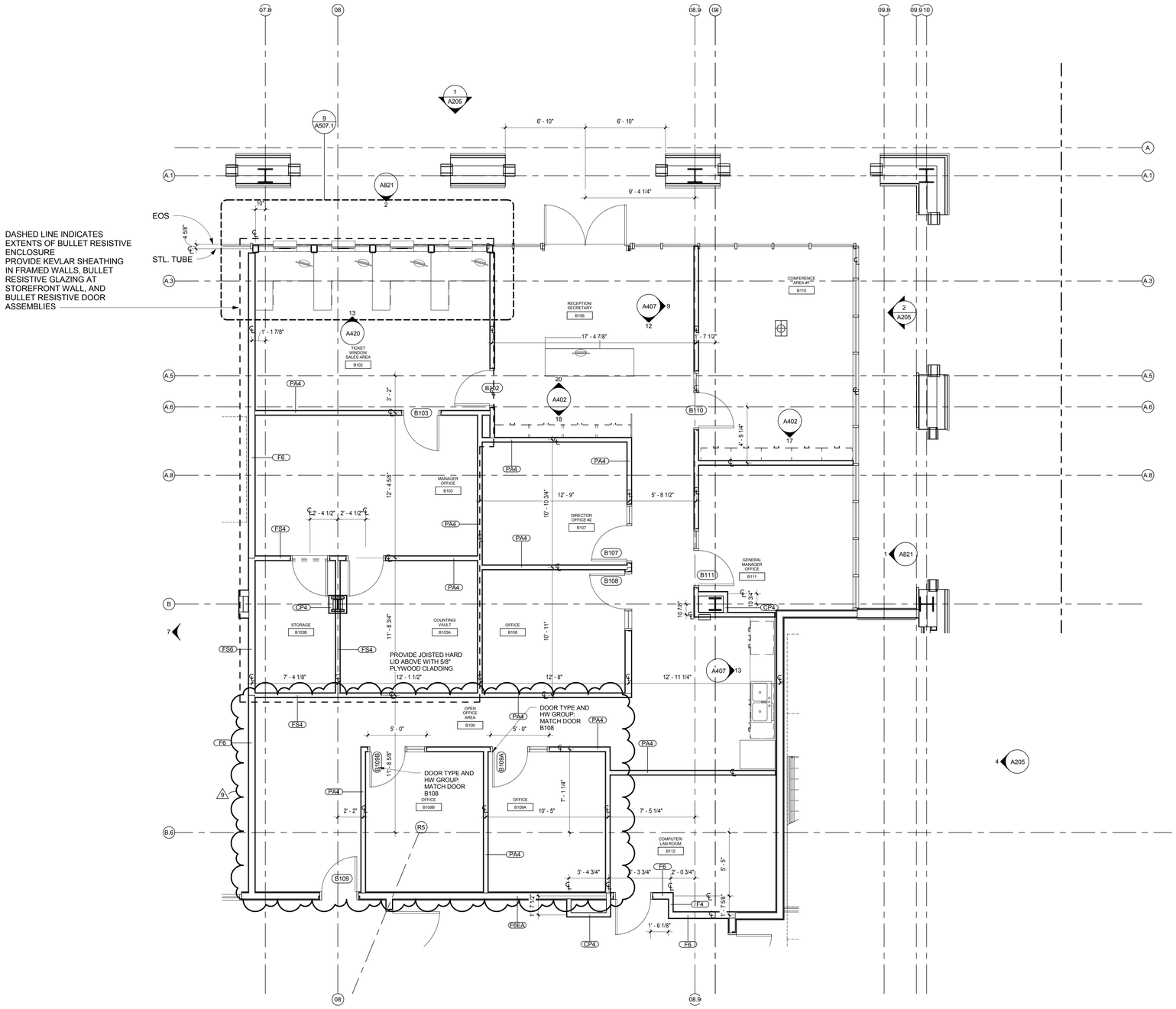

SECTOR PLAN TYPICAL NOTES

1. REFERENCE STANDARD EIFS DETAILS, A500 SERIES, FOR MISCELLANEOUS EXTERIOR WALL PENETRATIONS, ATTACHMENTS AND OTHER CONDITIONS NOT SPECIFICALLY REFERENCED.

2. SLAB OPENINGS FOR MECHANICAL SHAFTS SHALL BE COORDINATED WITH MECHANICAL SUB-CONTRACTOR'S LAYOUTS.

3. SLAB OPENINGS FOR STAIRS SHALL BE COORDINATED WITH STAIR CONTRACTOR'S APPROVED SHOP DRAWINGS.

4. SEATING BOWL PERIMETER SLAB EDGES SHALL BE COORDINATED WITH PRE-CAST CONTRACTOR'S APPROVED SHOP DRAWINGS.

5. DIMENSIONS TO EDGE OF SLAB/CURBS AND CURB WIDTHS AT GRADE LEVEL ARE DEPENDANT ON METAL STUD SIZES AND EIFS THICKNESS. DIMENSIONS TO BE COORDINATED WITH METAL STUD CONTRACTOR PRIOR TO FIELD LAYOUT.

6. FIRE PROOFING: FIRE PROOFING PER CBC TABLE 601 TYPE 1 B CONSTRUCTION

PRIMARY STRUCTURAL FRAME: 2 HOURS
FLOOR CONSTRUCTION AND ASSOCIATED SECONDARY MEMBERS: 2 HOURS
ROOF CONSTRUCTION AND ASSOCIATED SECONDARY MEMBERS: 1 HOUR ^b

A. 2-HR RATED FIRE PROOFING IS REQUIRED AT ALL STRUCTURAL COLUMNS AND FLOOR FRAMING BEAMS. FIRE PROOFING SHALL BE SPRAY APPLIED U.N.O.. SEE **SHEET A710** FOR ASSEMBLIES.

B. TYPICAL ROOF STRUCTURAL FRAMING AND DECK SHALL BE FIRE PROTECTED PER DETAILS ON **SHEET A710.**

C. SEE SHEET **A140.1** FOR FIRE PROOFING BOUNDARIES AT HIGH ROOF OVER SEATING BOWL. FIRE PROOFING DETAILS PER **SHEET A710**. FIRE PROOFING PER CBC TABLE 601 FOOTNOTE b WITH PROPOSED EQUIVALENT COVERAGE AS APPROVED BY AHJ.

D. PRECAST CONCRETE STADIA "GRANDSTANDS" AND JOINT SEALANTS ARE NOT RATED UNLESS NOTED OTHERWISE. PLEASE REFERENCE CODE REPORT SECTION 3.2.1.

7. FIRE EXTINGUISHERS ARE EXCLUDED FROM PUBLIC AREAS DUE TO THE POTENTIAL FOR MAL-USE. PLEASE REFERENCE CODE REPORT SECTION 3.9.

8. PRECAST SEATING BOWL JOINTS ARE NOT FIRE RATED EXCEPT AT ELECTRICAL ROOM A131.

9. MEZZANINE LEVEL SHALL BE FINISHED TO A "SHELL AND CORE" LEVEL OF FINISH. GYP BD. WALLS SHALL BE TAPED WITH NO TEXTURE OR PAINT

10. FURNITURE, WHERE SHOWN, IS SHOWN FOR REFERENCE ONLY; COORDINATE WITH OWNER'S VENDOR.

11. ALL GYPSUM BOARD WALLS SHALL BE PAINTED FROM FLOOR TO FINISHED CEILING OR EXPOSED STRUCTURE - CBU STANDARD INTERIOR FIELD PAINT COLOR, U.N.O.

12. ALL GYPSUM BOARD CEILINGS SHALL BE PAINTED - CBU STANDARD CEILING PAINT, U.N.O.

13. SEE DETAILS 1 AND 3 A790 FOR LAVATORY COUNTERS AT SOLID SURFACE COUNTER /UNDERMOUNT SINK LOCATIONS.

SECTOR PLAN TYPICAL NOTES

EXIT SIGNAGE

FXC — RECESSED FIRE EXTINGUISHER CABINET WITH FIRE EXTINGUISHER BOTTLE

RESTROOM TRASH RECEPTACLES: FF&E

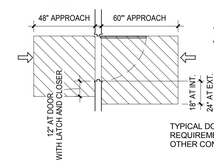

TYPICAL DOOR CLEARANCES AT ACCESSIBLE ROUTES

TYPICAL DOOR APPROACH CLEAR AREA REQUIREMENTS. [2013 CBC: 11B-404.2.4.2] - OTHER CONDITIONS PER [2013 CBC: 11B-404.2.3]

SECTOR PLAN LEGEND

CALIFORNIA BAPTIST UNIVERSITY

EVENTS CENTER

8431 DIANA AVENUE, RIVERSIDE, CA

cbu

-

REVISIONS:

	DESCRIPTION	DATE
3	RFCP 005	5-31-16

DATE ISSUED: 01/22/2016

SVA PROJECT NO: 2014-40129

SCALE: As indicated

SHEET NUMBER: A217

SHEET TITLE:

ENLARGED FLOOR PLANS - FACILITY ADMIN. SUITE

3 MACARTHUR PLACE, SUITE 850 SANTA ANA, CA 92707
T 949.809.3380 WWW.SVA-ARCHITECTS.COM

THIS DOCUMENT CONTAINS INFORMATION PROPRIETARY TO SVA ARCHITECTS INC. ANY REPRODUCTION OR PRINTING OF THIS DOCUMENT IN WHOLE OR IN PART FOR EVALUATION, BIDDING OR REVIEW. THIS DOCUMENT OR ITS CONTENTS MAY NOT BE USED FOR ANY OTHER PURPOSE AND MAY NOT BE REPRODUCED OR DISCLOSED TO OTHERS WITHOUT THE PRIOR WRITTEN CONSENT OF SVA ARCHITECTS INC. ALL RIGHTS RESERVED, © COPYRIGHT 2015.

BUILDING ADMIN SUITE PLAN-EVENT LEVEL | 1/4" = 1'-0" | 1

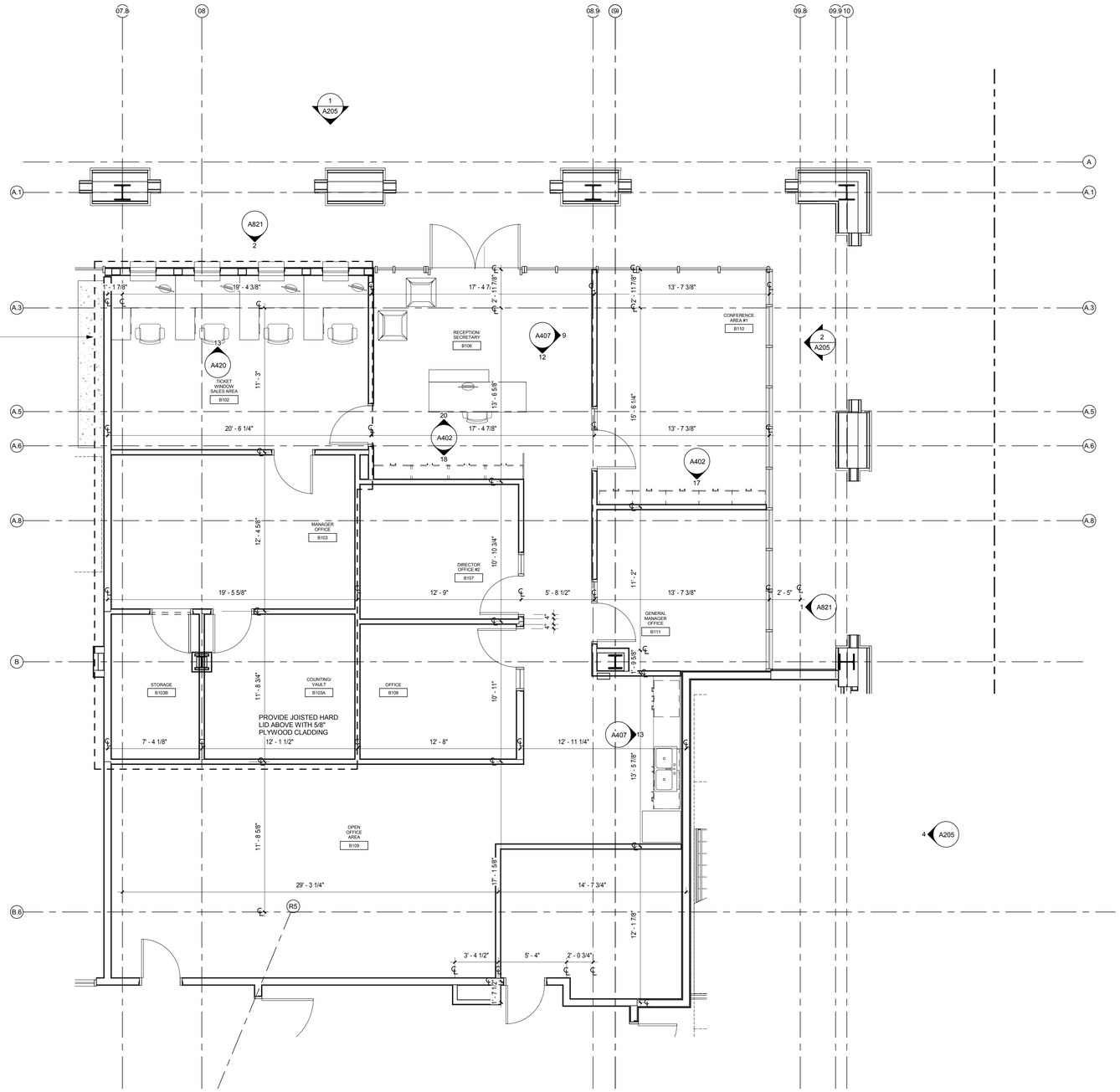

DASHED LINE INDICATES EXTENTS OF BULLET RESISTIVE ENCLOSURE
PROVIDE KEVLAR SHEATHING IN FRAMED WALLS, BULLET RESISTIVE GLAZING AT STOREFRONT WALL, AND BULLET RESISTIVE DOOR ASSEMBLIES

BUILDING ADMIN SUITE PLAN-EVENT LEVEL | 1/4" = 1'-0" | 1

SECTOR PLAN TYPICAL NOTES

1. REFERENCE STANDARD EIFS DETAILS, A500 SERIES, FOR MISCELLANEOUS EXTERIOR WALL PENETRATIONS, ATTACHMENTS AND OTHER CONDITIONS NOT SPECIFICALLY REFERENCED.

2. SLAB OPENINGS FOR MECHANICAL SHAFTS SHALL BE COORDINATED WITH MECHANICAL SUB-CONTRACTOR'S LAYOUTS.

3. SLAB OPENINGS FOR STAIRS SHALL BE COORDINATED WITH STAIR CONTRACTOR'S APPROVED SHOP DRAWINGS.

4. SEATING BOWL PERIMETER SLAB EDGES SHALL BE COORDINATED WITH PRE-CAST CONTRACTOR'S APPROVED SHOP DRAWINGS.

5. DIMENSIONS TO EDGE OF SLAB/CURBS AND CURB WIDTHS AT GRADE LEVEL ARE DEPENDANT ON METAL STUD SIZES AND EIFS THICKNESS. DIMENSIONS TO BE COORDINATED WITH METAL STUD CONTRACTOR PRIOR TO FIELD LAYOUT.

6. FIRE PROOFING: FIRE PROOFING PER CBC TABLE 601 TYPE 1 B CONSTRUCTION

PRIMARY STRUCTURAL FRAME: 2 HOURS
FLOOR CONSTRUCTION AND ASSOCIATED SECONDARY MEMBERS: 2 HOURS
ROOF CONSTRUCTION AND ASSOCIATED SECONDARY MEMBERS: 1 HOUR ^b

A. 2-HR RATED FIRE PROOFING IS REQUIRED AT ALL STRUCTURAL COLUMNS AND FLOOR FRAMING BEAMS. FIRE PROOFING SHALL BE SPRAY APPLIED U.N.O.. SEE **SHEET A710** FOR ASSEMBLIES.

B. TYPICAL ROOF STRUCTURAL FRAMING AND DECK SHALL BE FIRE PROTECTED PER DETAILS ON **SHEET A710.**

C. SEE SHEET **A140.1** FOR FIRE PROOFING BOUNDARIES AT HIGH ROOF OVER SEATING BOWL. FIRE PROOFING DETAILS PER **SHEET A710**. FIRE PROOFING PER CBC TABLE 601 FOOTNOTE b WITH PROPOSED EQUIVALENT COVERAGE AS APPROVED BY AHJ.

D. PRECAST CONCRETE STADIA "GRANDSTANDS" AND JOINT SEALANTS ARE NOT RATED UNLESS NOTED OTHERWISE. PLEASE REFERENCE CODE REPORT SECTION 3.2.1.

7. FIRE EXTINGUISHERS ARE EXCLUDED FROM PUBLIC AREAS DUE TO THE POTENTIAL FOR MAL-USE. PLEASE REFERENCE CODE REPORT SECTION 3.9.

8. PRECAST SEATING BOWL JOINTS ARE NOT FIRE RATED EXCEPT AT ELECTRICAL ROOM A131.

9. MEZZANINE LEVEL SHALL BE FINISHED TO A "SHELL AND CORE" LEVEL OF FINISH. GYP BD. WALLS SHALL BE TAPED WITH NO TEXTURE OR PAINT

10. FURNITURE, WHERE SHOWN, IS SHOWN FOR REFERENCE ONLY; COORDINATE WITH OWNER'S VENDOR.

11. ALL GYPSUM BOARD WALLS SHALL BE PAINTED FROM FLOOR TO FINISHED CEILING OR EXPOSED STRUCTURE - CBU STANDARD INTERIOR FIELD PAINT COLOR, U.N.O.

12. ALL GYPSUM BOARD CEILINGS SHALL BE PAINTED - CBU STANDARD CEILING PAINT, U.N.O.

13. SEE DETAILS 1 AND 3 A790 FOR LAVATORY COUNTERS AT SOLID SURFACE COUNTER /UNDERMOUNT SINK LOCATIONS.

SECTOR PLAN TYPICAL NOTES

EXIT SIGNAGE

FXC — RECESSED FIRE EXTINGUISHER CABINET WITH FIRE EXTINGUISHER BOTTLE

RESTROOM TRASH RECEPTACLES: FF&E

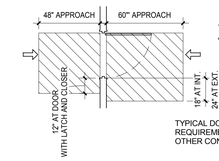

TYPICAL DOOR CLEARANCES AT ACCESSIBLE ROUTES

TYPICAL DOOR APPROACH CLEAR AREA REQUIREMENTS. [2013 CBC: 11B-404.2.4.2] - OTHER CONDITIONS PER [2013 CBC: 11B-404.2.3]

SECTOR PLAN LEGEND

CALIFORNIA BAPTIST UNIVERSITY

EVENTS CENTER

8431 DIANA AVENUE, RIVERSIDE, CA

ISSUE FOR CONSTRUCTION 01-22-2016

REVISIONS:

	DESCRIPTION	DATE
1		
2		
3		
4		
5		
6		
7		
8		
9		
10		

DATE ISSUED: 01/22/2016
SVA PROJECT NO: 2014-40129
SCALE: As indicated

SHEET NUMBER: A217

SHEET TITLE:

ENLARGED FLOOR PLANS - FACILITY ADMIN. SUITE

3 MACARTHUR PLACE, SUITE 850 SANTA ANA, CA 92707
T 949.809.3380 WWW.SVA-ARCHITECTS.COM

THIS DOCUMENT CONTAINS INFORMATION PROPRIETARY TO SVA ARCHITECTS INC. AND IS FURNISHED IN CONFIDENCE FOR THE LIMITED PURPOSE OF EVALUATION, BIDDING OR REVIEW. THIS DOCUMENT OR ITS CONTENTS MAY NOT BE USED FOR ANY OTHER PURPOSE AND MAY NOT BE REPRODUCED OR DISCLOSED TO OTHERS WITHOUT THE PRIOR WRITTEN CONSENT OF SVA ARCHITECTS INC. ALL RIGHTS RESERVED. © COPYRIGHT 2015.

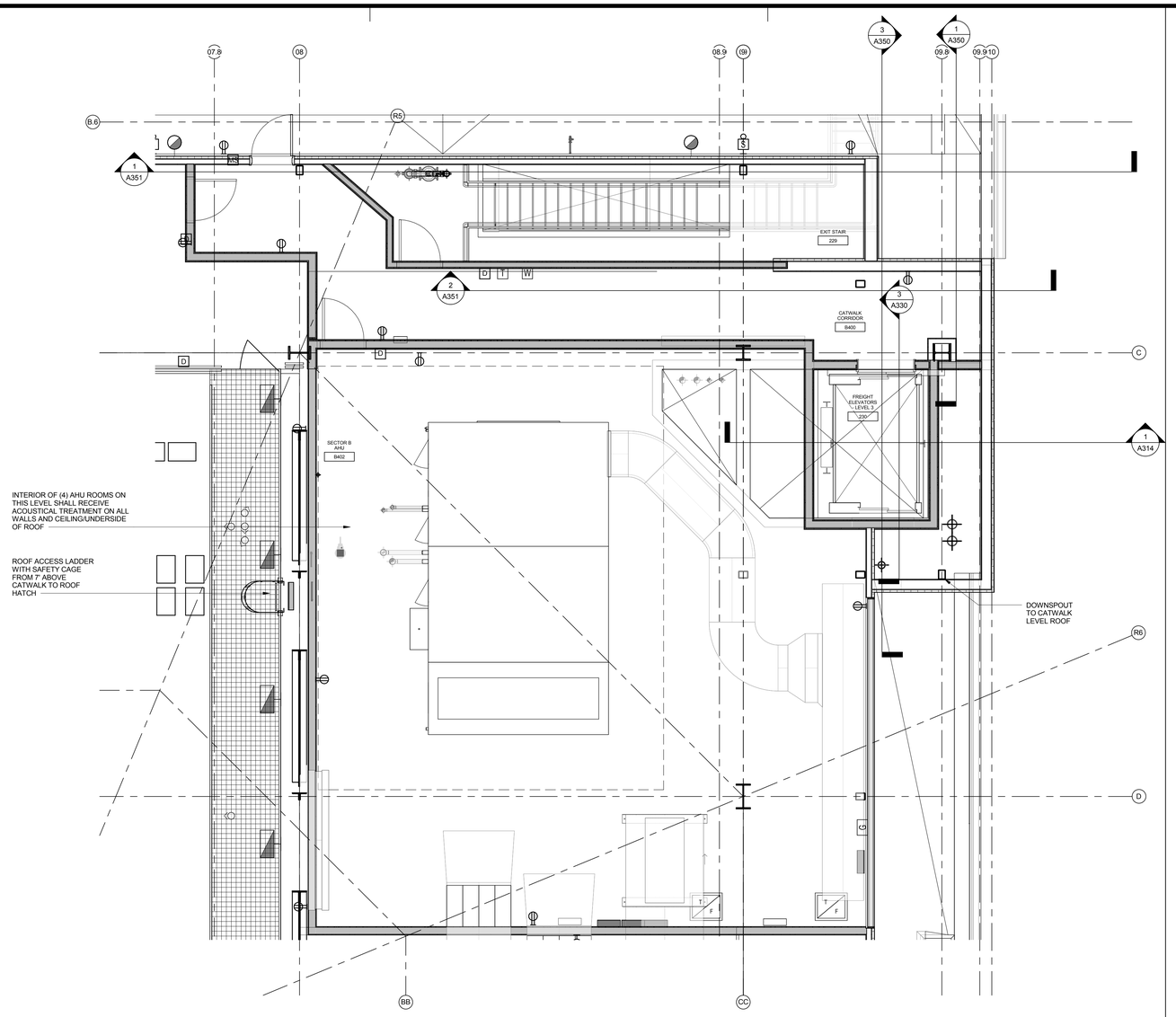

CATWALK LEVEL - SECTOR B - AHU AREA | 1/4" = 1'-0" | 2

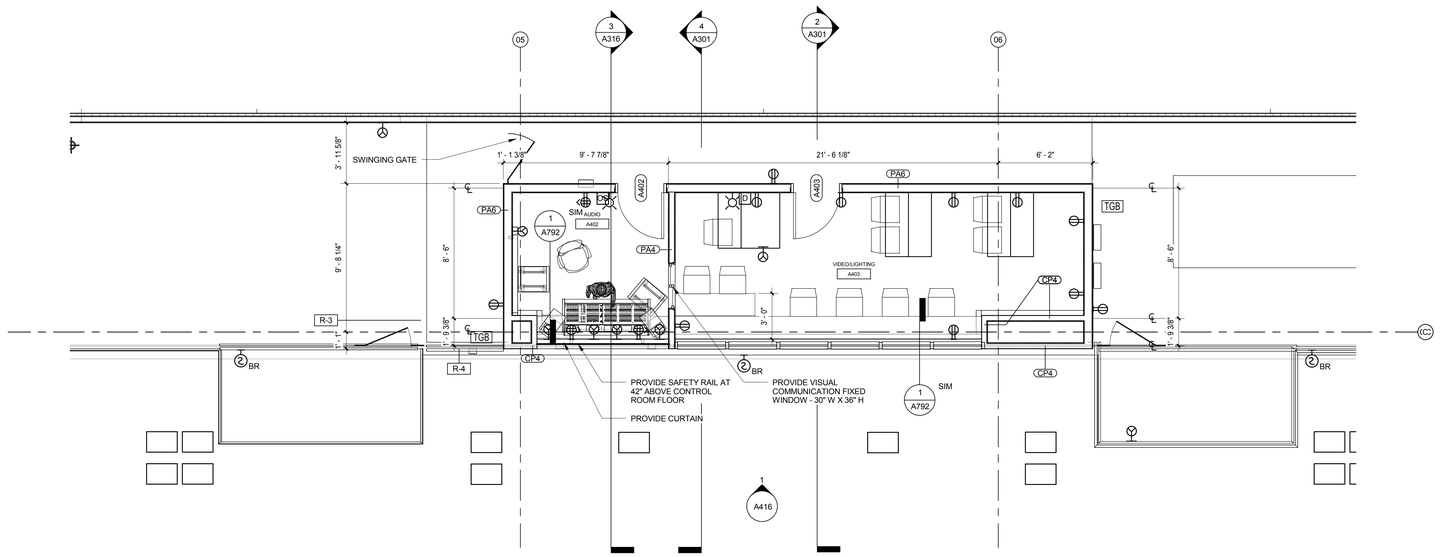

CATWALK LEVEL CONTROL ROOM | 1/4" = 1'-0" | 1

CALIFORNIA BAPTIST UNIVERSITY

EVENTS CENTER

8431 DIANA AVENUE, RIVERSIDE, CA

ISSUE FOR CONSTRUCTION 01-22-2016

REVISIONS:

	DESCRIPTION	DATE
△		
△		
△		
△		
△		
△		
△		
△		
△		
△		
△		

DATE ISSUED: 01/22/2016

SVA PROJECT NO: 2014-40129

SCALE: 1/4" = 1'-0"

SHEET NUMBER: A218

SHEET TITLE:

ENLARGED PLANS

3 MACARTHUR PLACE, SUITE 850 SANTA ANA, CA 92707
T 949.809.3380 WWW.SVA-ARCHITECTS.COM

THIS DOCUMENT CONTAINS INFORMATION PROPRIETARY TO SVA ARCHITECTS INC. AND IS FURNISHED IN CONFIDENCE FOR THE LIMITED PURPOSE OF EVALUATION, BIDDING OR REVIEW. THIS DOCUMENT OR ITS CONTENTS MAY NOT BE USED FOR ANY OTHER PURPOSE AND MAY NOT BE REPRODUCED OR DISCLOSED TO OTHERS WITHOUT THE PRIOR WRITTEN CONSENT OF SVA ARCHITECTS INC. ALL RIGHTS RESERVED. © COPYRIGHT 2015.

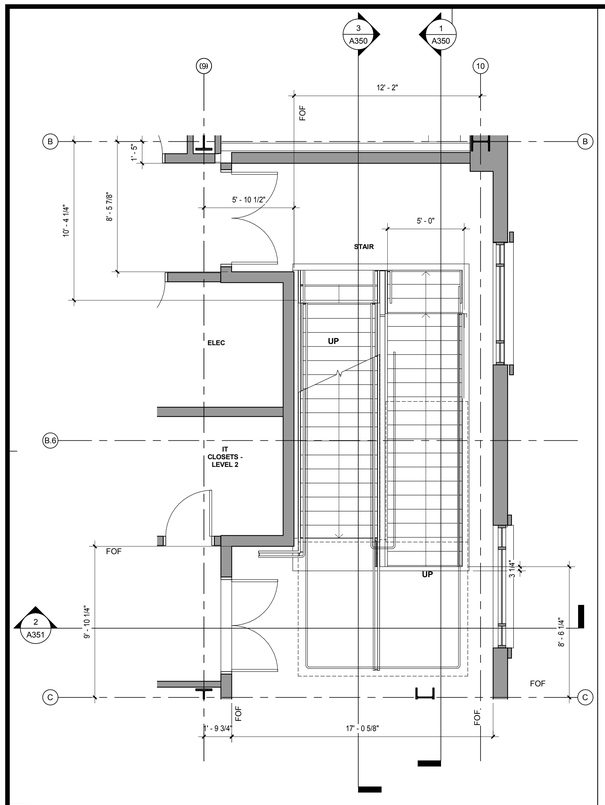

STAIR 1 PLAN - CONCOURSE LEVEL 1/4" = 1'-0" **6**

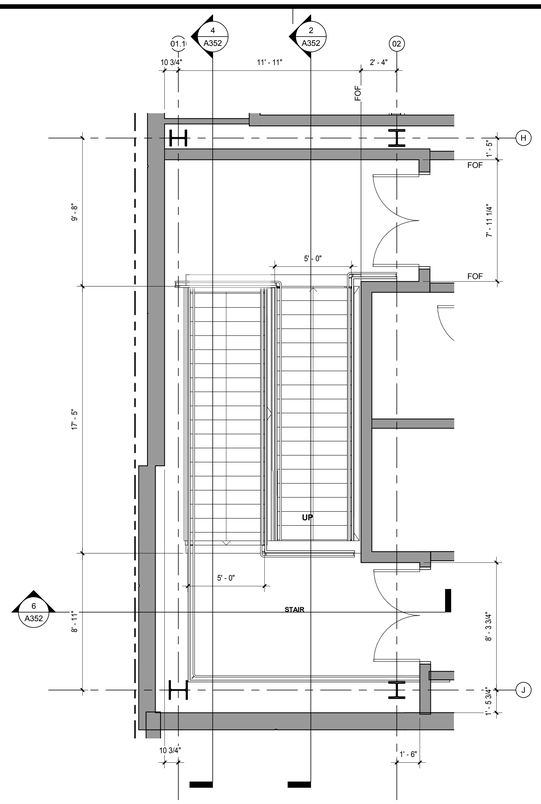

STAIR 2 PLAN - CONCOURSE LEVEL 1/4" = 1'-0" **4**

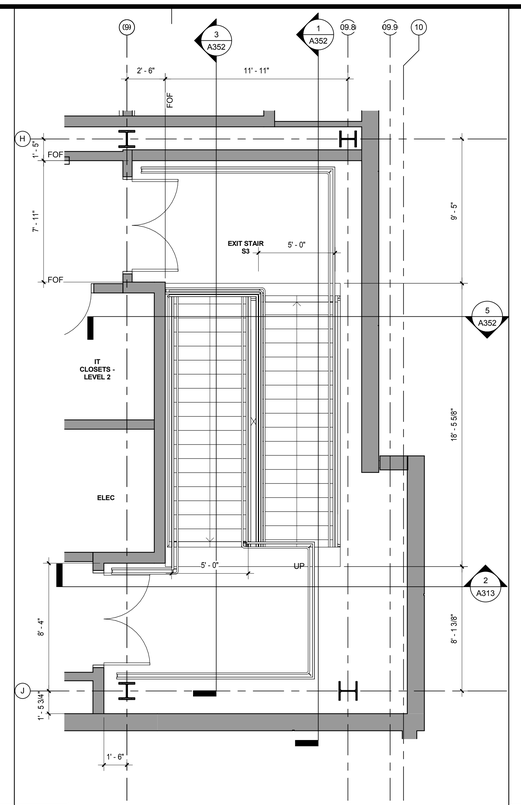

STAIR 3 PLAN - CONCOURSE LEVEL 1/4" = 1'-0" **2**

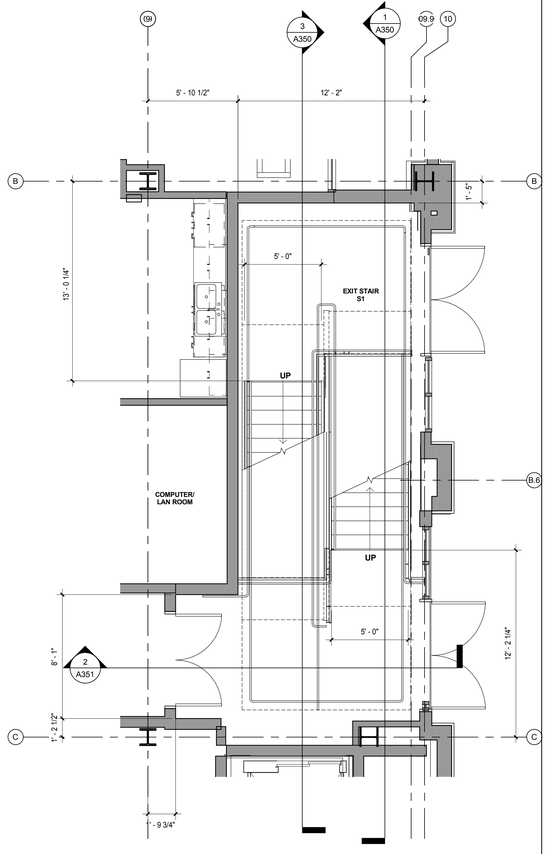

STAIR 1 PLAN - EVENT LEVEL 1/4" = 1'-0" **5**

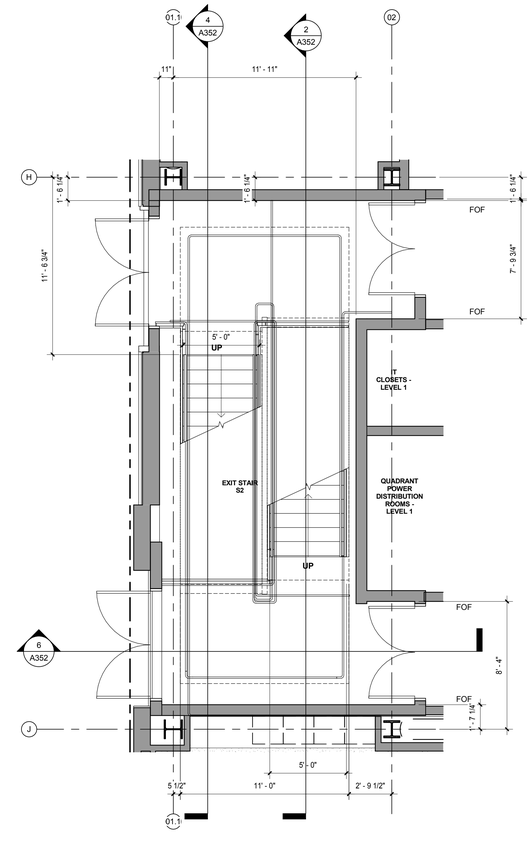

STAIR 2 PLAN - EVENT LEVEL 1/4" = 1'-0" **3**

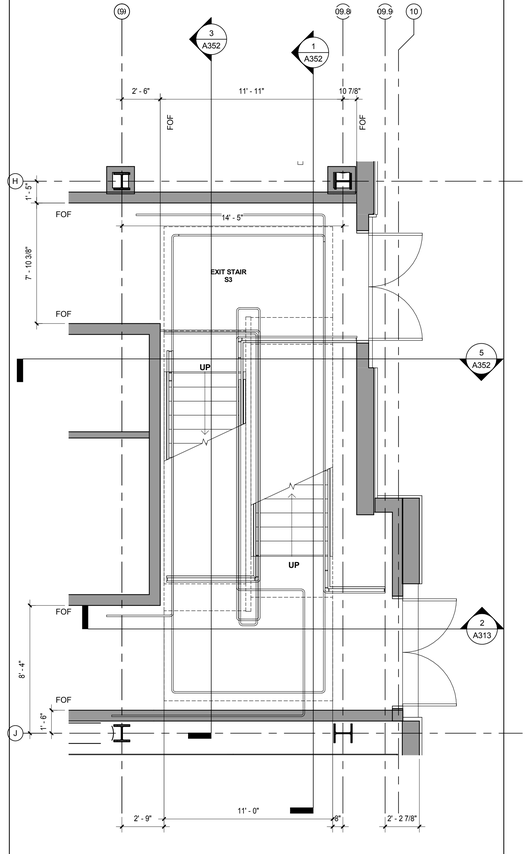

STAIR 3 PLAN - EVENT LEVEL 1/4" = 1'-0" **1**

CALIFORNIA BAPTIST UNIVERSITY

EVENTS CENTER

8431 DIANA AVENUE, RIVERSIDE, CA

cbu

ISSUE FOR CONSTRUCTION 01-22-2016

REVISIONS:

	DESCRIPTION	DATE

DATE ISSUED: 01/22/2016

SVA PROJECT NO: 2014-40129

SCALE: 1/4" = 1'-0"

SHEET NUMBER: **A220**

SHEET TITLE:

ENLARGED STAIR PLANS

HOK SVA ARCHITECTS

3 MACARTHUR PLACE, SUITE 850 SANTA ANA, CA 92707

T 949.809.3380 WWW.SVA-ARCHITECTS.COM

THIS DOCUMENT CONTAINS INFORMATION PROPRIETARY TO SVA ARCHITECTS INC. AND IS FURNISHED IN CONFIDENCE FOR THE LIMITED PURPOSE OF EVALUATION, BIDDING OR REVIEW. THIS DOCUMENT OR ITS CONTENTS MAY NOT BE USED FOR ANY OTHER PURPOSE AND MAY NOT BE REPRODUCED OR DISCLOSED TO OTHERS WITHOUT THE PRIOR WRITTEN CONSENT OF SVA ARCHITECTS INC. ALL RIGHTS RESERVED. © COPYRIGHT 2015.

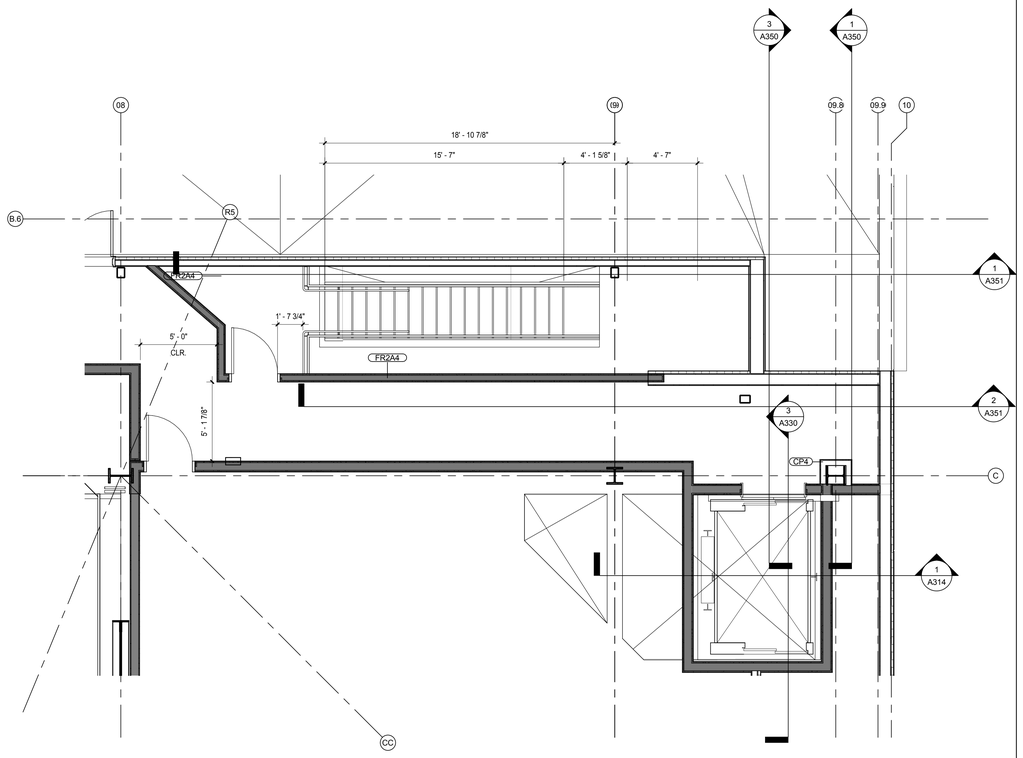

ENLARGED STAIR 1 AT CATWALK LEVEL | 1/4" = 1'-0" | 2

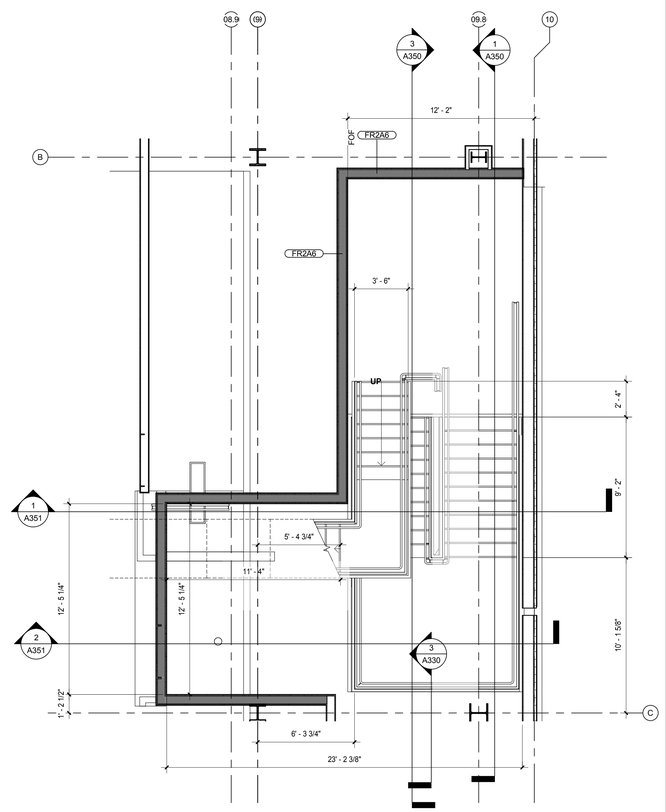

STAIR 1 PLAN - MEZZANINE LEVEL | 1/4" = 1'-0" | 1

CALIFORNIA BAPTIST UNIVERSITY

EVENTS CENTER

8431 DIANA AVENUE, RIVERSIDE, CA

ISSUE FOR CONSTRUCTION
01-22-2016

REVISIONS:

	DESCRIPTION	DATE
1		
2		
3		
4		
5		
6		
7		
8		
9		
10		
11		
12		

DATE ISSUED: 01/22/2016

SVA PROJECT NO: 2014-40129

SCALE: 1/4" = 1'-0"

SHEET NUMBER: A221

SHEET TITLE:

ENLARGED STAIR PLANS

3 MACARTHUR PLACE, SUITE 850 SANTA ANA, CA 92707
T 949.809.3380 WWW.SVA-ARCHITECTS.COM

THIS DOCUMENT CONTAINS INFORMATION PROPRIETARY TO SVA ARCHITECTS INC. AND IS FURNISHED IN CONFIDENCE FOR THE LIMITED PURPOSE OF EVALUATION, BIDDING OR REVIEW. THIS DOCUMENT OR ITS CONTENTS MAY NOT BE USED FOR ANY OTHER PURPOSE AND MAY NOT BE REPRODUCED OR DISCLOSED TO OTHERS WITHOUT THE PRIOR WRITTEN CONSENT OF SVA ARCHITECTS INC. ALL RIGHTS RESERVED. © COPYRIGHT 2015.

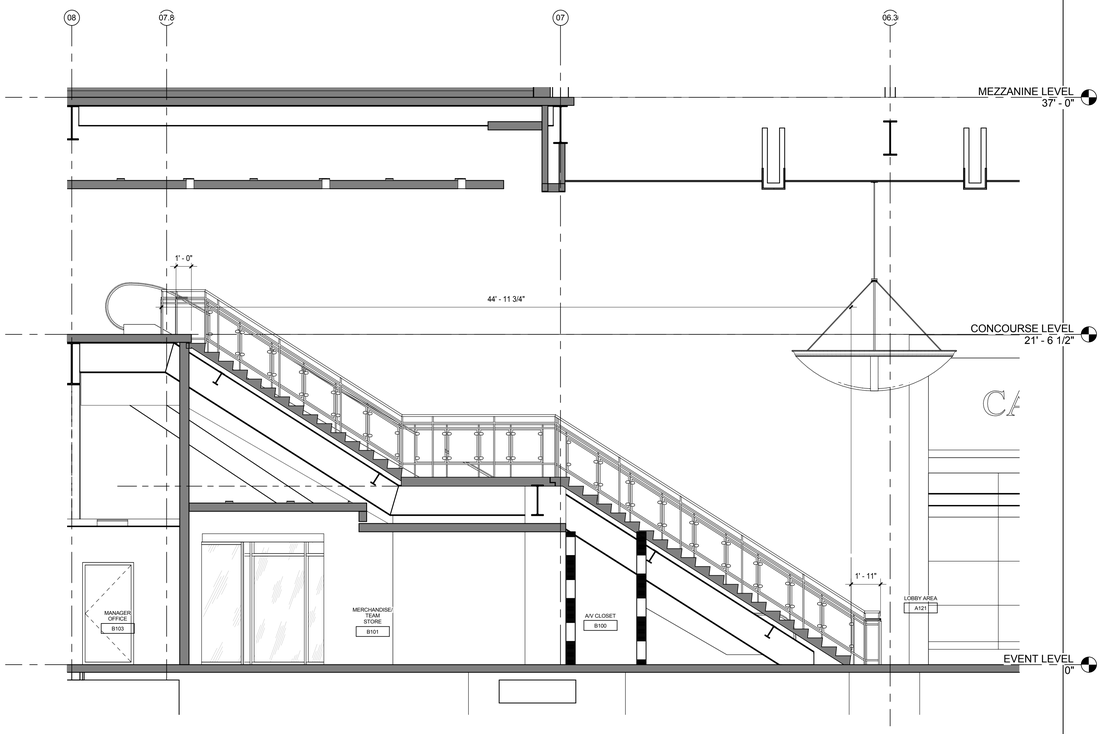

SECTION @ LOBBY STAIR | 1/4" = 1'-0" | 3

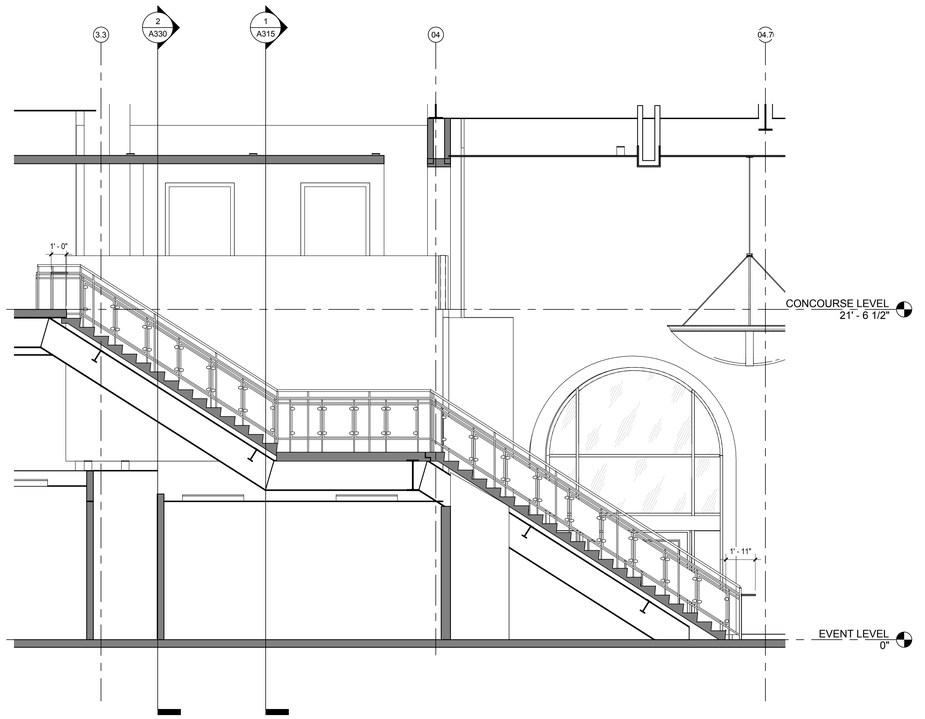

a713 | 1/4" = 1'-0" | 2

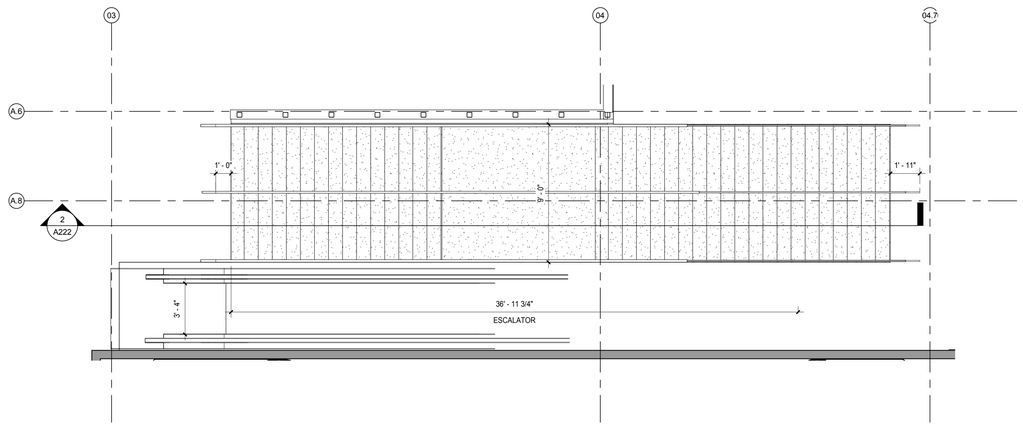

CONCOURSE LEVEL @ SECTOR A (SECTOR B SIM) | 1/4" = 1'-0" | 1

CALIFORNIA BAPTIST UNIVERSITY

EVENTS CENTER

8431 DIANA AVENUE, RIVERSIDE, CA

cbu

ISSUE FOR CONSTRUCTION
01-22-2016

REVISIONS:

	DESCRIPTION	DATE

DATE ISSUED: 01/22/2016

SVA PROJECT NO: 2014-40129

SCALE: 1/4" = 1'-0"

SHEET NUMBER: A222

SHEET TITLE:

ENLARGED STAIR PLANS

3 MACARTHUR PLACE, SUITE 850 SANTA ANA, CA 92707
T 949.809.3380 WWW.SVA-ARCHITECTS.COM

THIS DOCUMENT CONTAINS INFORMATION PROPRIETARY TO SVA ARCHITECTS INC. AND IS FURNISHED IN CONFIDENCE FOR THE LIMITED PURPOSE OF EVALUATION, BIDDING OR REVIEW. THIS DOCUMENT OR ITS CONTENTS MAY NOT BE USED FOR ANY OTHER PURPOSE AND MAY NOT BE REPRODUCED OR DISCLOSED TO OTHERS WITHOUT THE PRIOR WRITTEN CONSENT OF SVA ARCHITECTS INC. ALL RIGHTS RESERVED. © COPYRIGHT 2015.

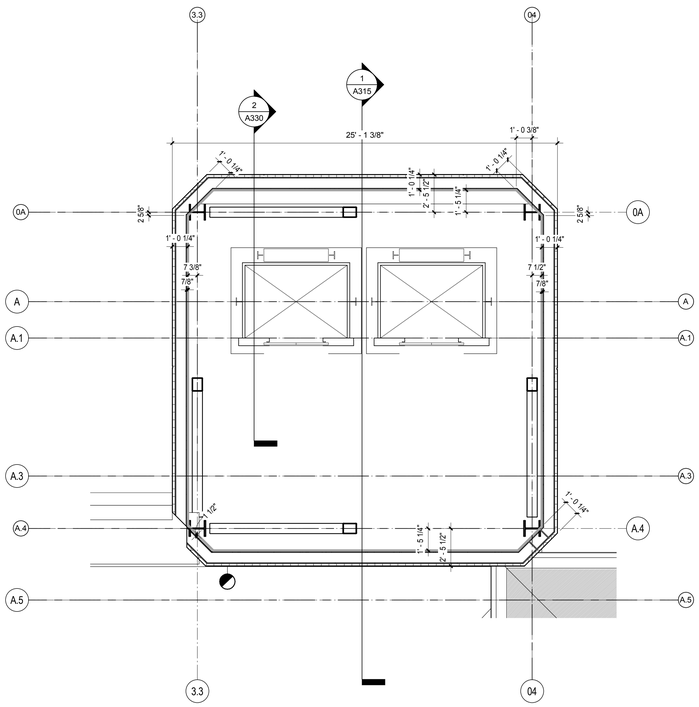

TOWER - CATWALK LEVEL 1/4" = 1'-0" **4**

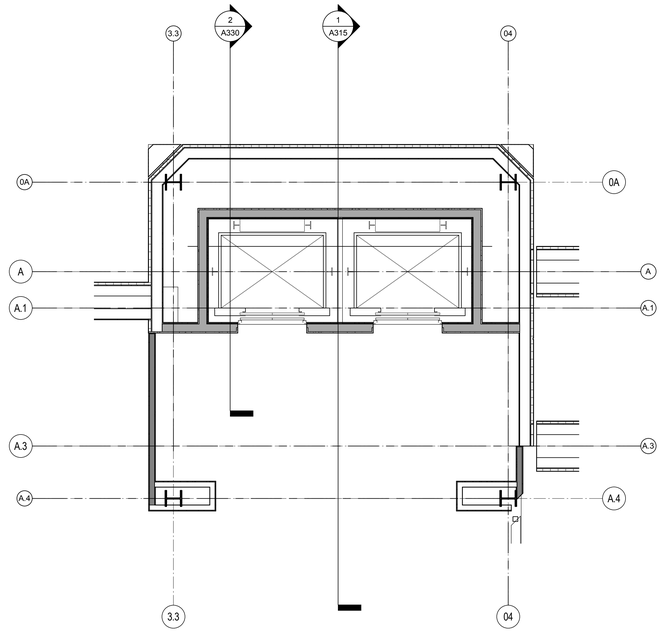

TOWER - CONCOURSE LEVEL 1/4" = 1'-0" **2**

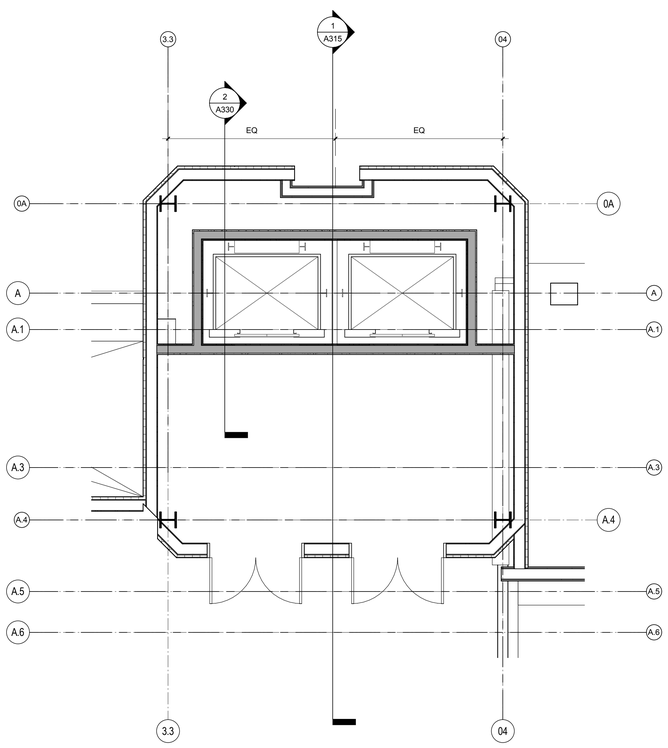

TOWER - MEZZANINE LEVEL 1/4" = 1'-0" **3**

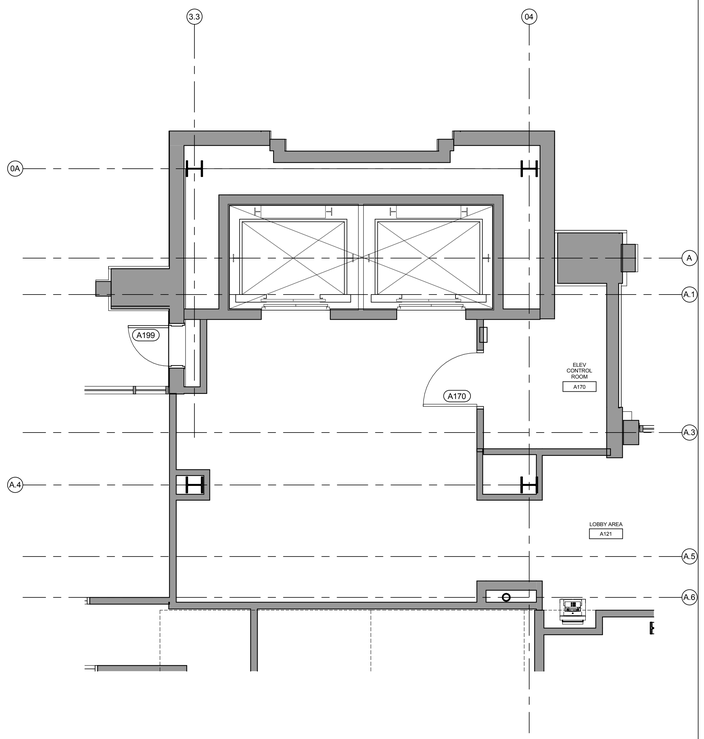

TOWER - EVENT LEVEL 1/4" = 1'-0" **1**

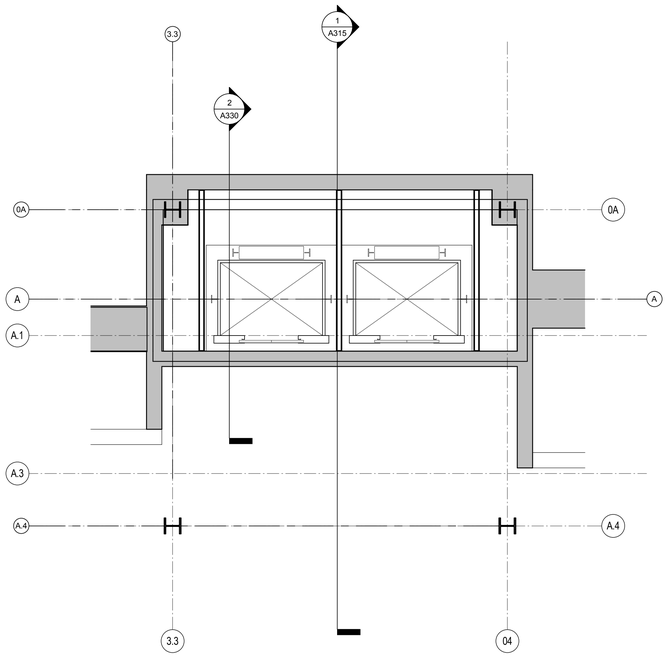

TOWER PIT LEVEL 1/4" = 1'-0" **B**

CALIFORNIA BAPTIST UNIVERSITY
EVENTS CENTER

8431 DIANA AVENUE, RIVERSIDE, CA

ISSUE FOR CONSTRUCTION 01-22-2016

REVISIONS:

	DESCRIPTION	DATE

DATE ISSUED: 01/22/2016

SVA PROJECT NO: 2014-40129

SCALE: 1/4" = 1'-0"

SHEET NUMBER: A230

SHEET TITLE:

ENLARGED TOWER PLANS

3 MACARTHUR PLACE, SUITE 850 SANTA ANA, CA 92707
T 949.809.3380 WWW.SVA-ARCHITECTS.COM

THIS DOCUMENT CONTAINS INFORMATION PROPRIETARY TO SVA ARCHITECTS INC. AND IS FURNISHED IN CONFIDENCE FOR THE LIMITED PURPOSE OF EVALUATION, BIDDING OR REVIEW. THIS DOCUMENT OR ITS CONTENTS MAY NOT BE USED FOR ANY OTHER PURPOSE AND MAY NOT BE REPRODUCED OR DISCLOSED TO OTHERS WITHOUT THE PRIOR WRITTEN CONSENT OF SVA ARCHITECTS INC. ALL RIGHTS RESERVED. © COPYRIGHT 2015.

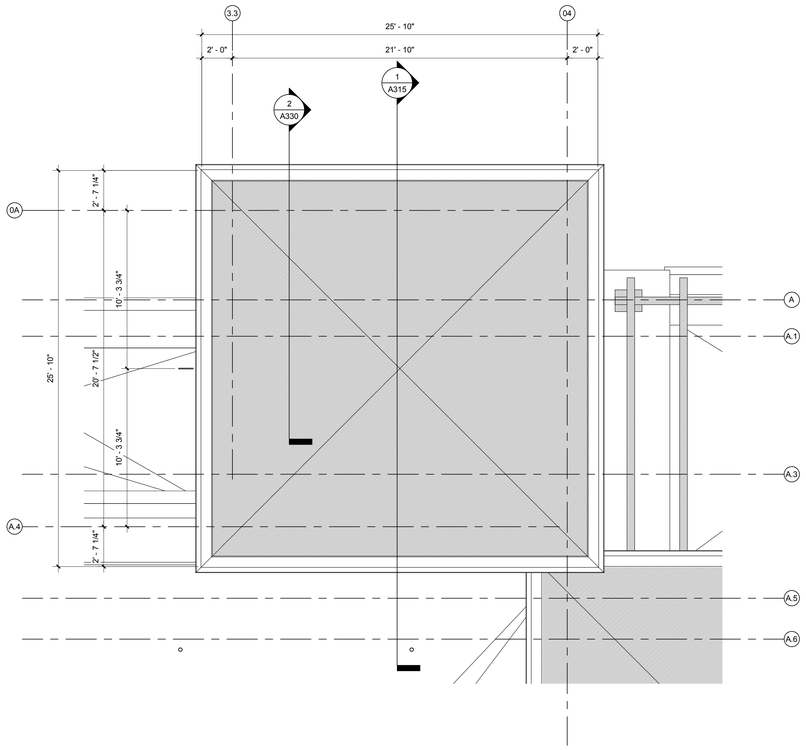

TOWER TOP OF ROOF | 1/4" = 1'-0" | 4

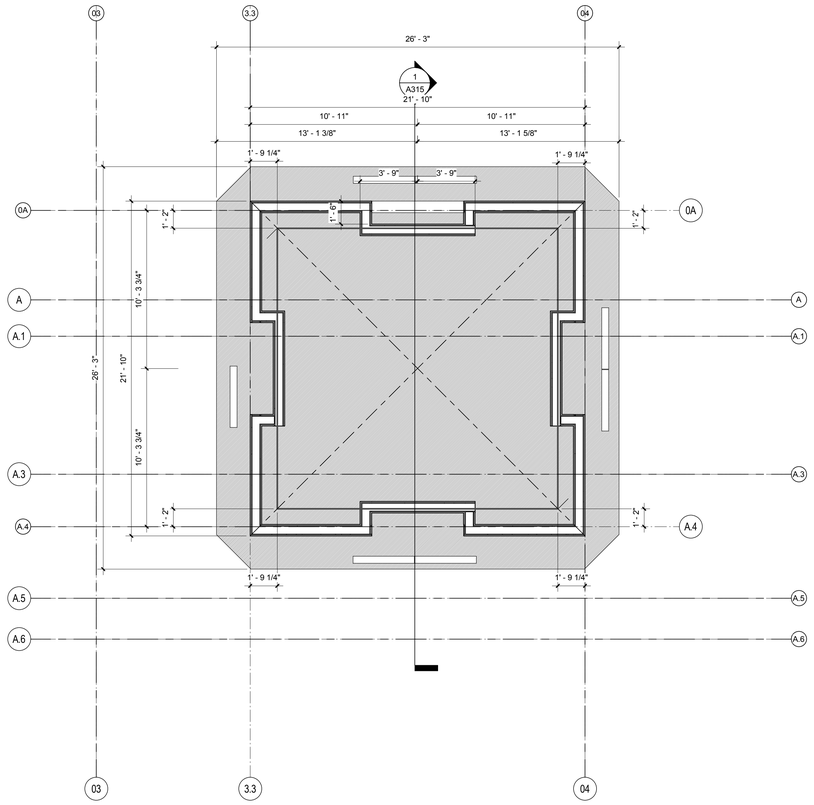

TOWER LEDGE | 1/4" = 1'-0" | 2

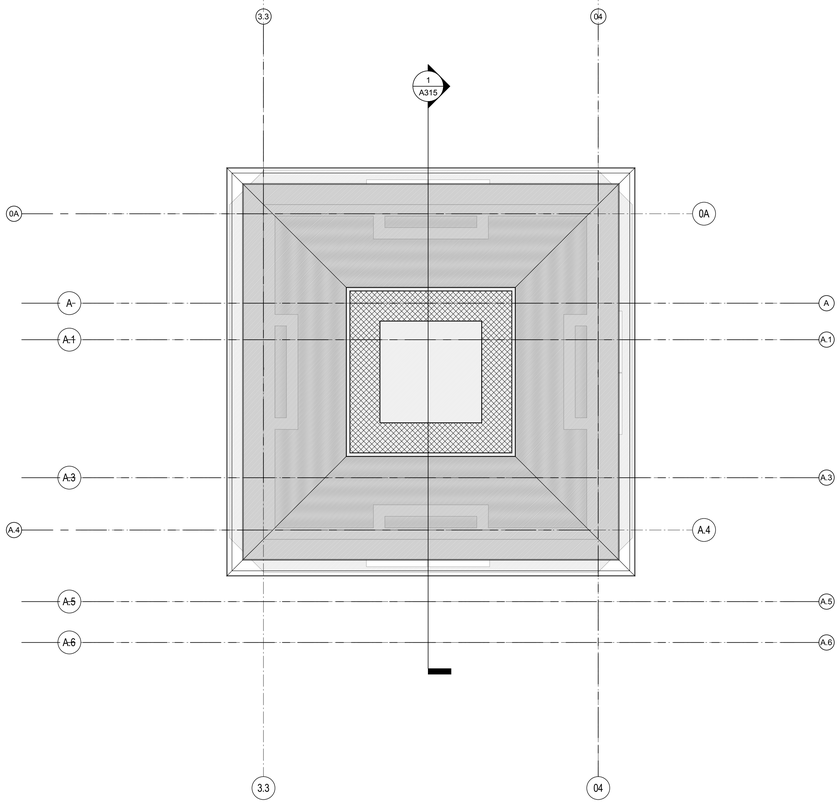

TOWER ROOF BEARING | 1/4" = 1'-0" | 3

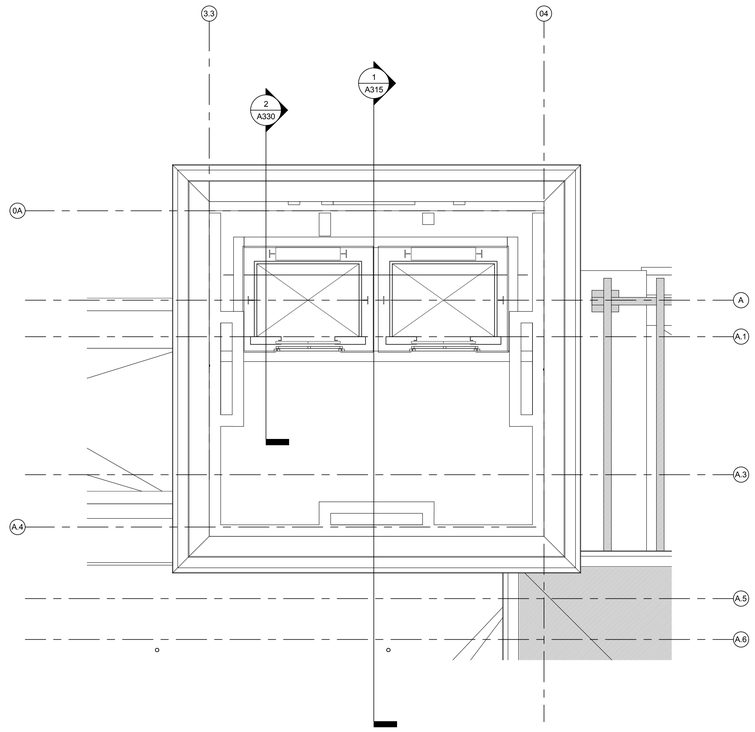

TOWER - 70' AFF LEVEL | 1/4" = 1'-0" | 1

CALIFORNIA BAPTIST UNIVERSITY

EVENTS CENTER

8431 DIANA AVENUE, RIVERSIDE, CA

ISSUE FOR CONSTRUCTION 01-22-2016

REVISIONS:

	DESCRIPTION	DATE
1		
2		
3		
4		
5		
6		
7		
8		
9		
10		
11		
12		

DATE ISSUED: 01/22/2016

SVA PROJECT NO: 2014-40129

SCALE: 1/4" = 1'-0"

SHEET NUMBER: A231

SHEET TITLE:

ENLARGED TOWER PLANS

3 MACARTHUR PLACE, SUITE 850 SANTA ANA, CA 92707

T 949.809.3380 WWW.SVA-ARCHITECTS.COM

THIS DOCUMENT CONTAINS INFORMATION PROPRIETARY TO SVA ARCHITECTS INC. AND IS FURNISHED IN CONFIDENCE FOR THE LIMITED PURPOSE OF EVALUATION, BIDDING OR REVIEW. THIS DOCUMENT OR ITS CONTENTS MAY NOT BE USED FOR ANY OTHER PURPOSE AND MAY NOT BE REPRODUCED OR DISCLOSED TO OTHERS WITHOUT THE PRIOR WRITTEN CONSENT OF SVA ARCHITECTS INC. ALL RIGHTS RESERVED. © COPYRIGHT 2015.

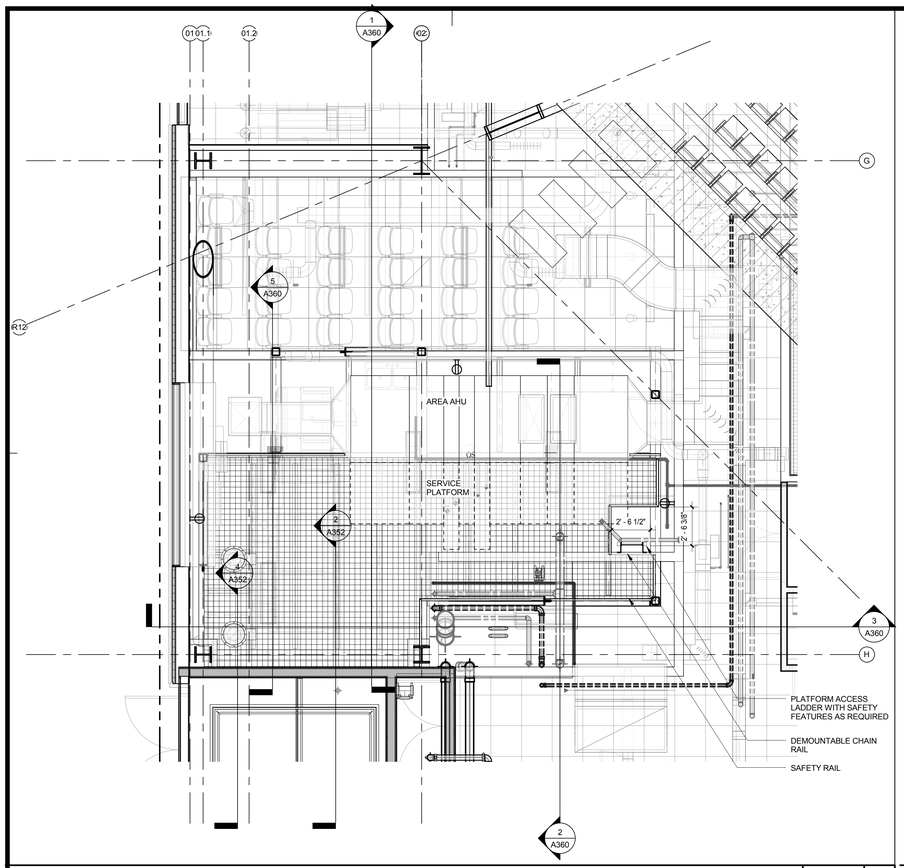

MECHANICAL PLATFORM LEVEL +12' AFF SECTOR C | 1/4" = 1'-0" | 4

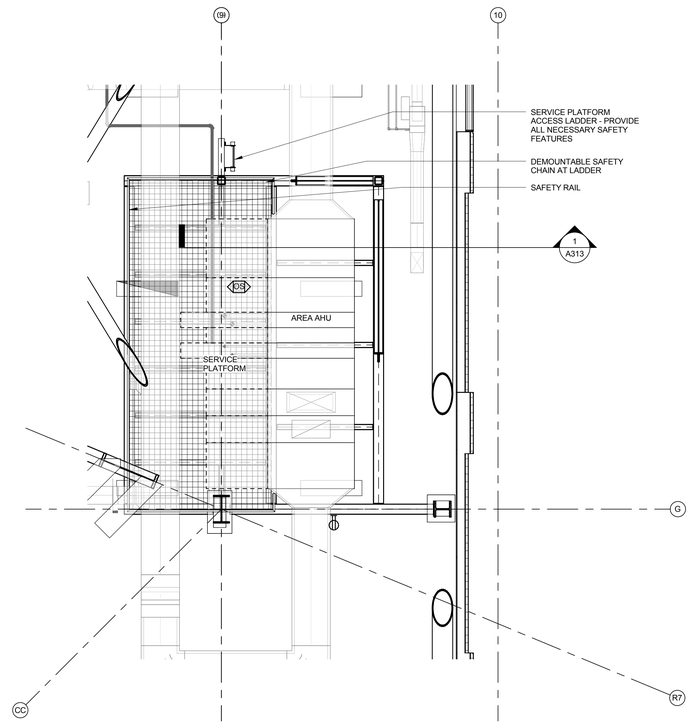

MECHANICAL PLATFORM LEVEL -SECTOR D +12' AFF | 1/4" = 1'-0" | 3

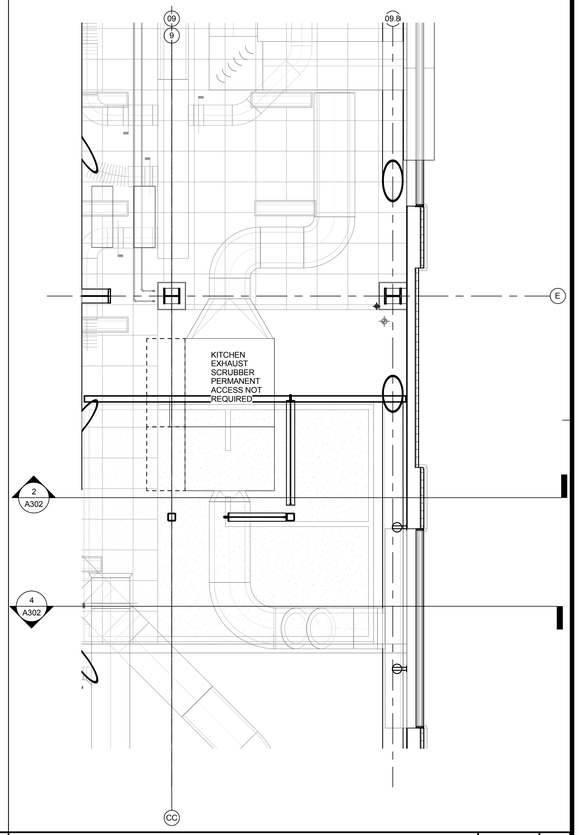

KITCHEN EXHAUST SCRUBBER - SECTOR C | 1/4" = 1'-0" | 2

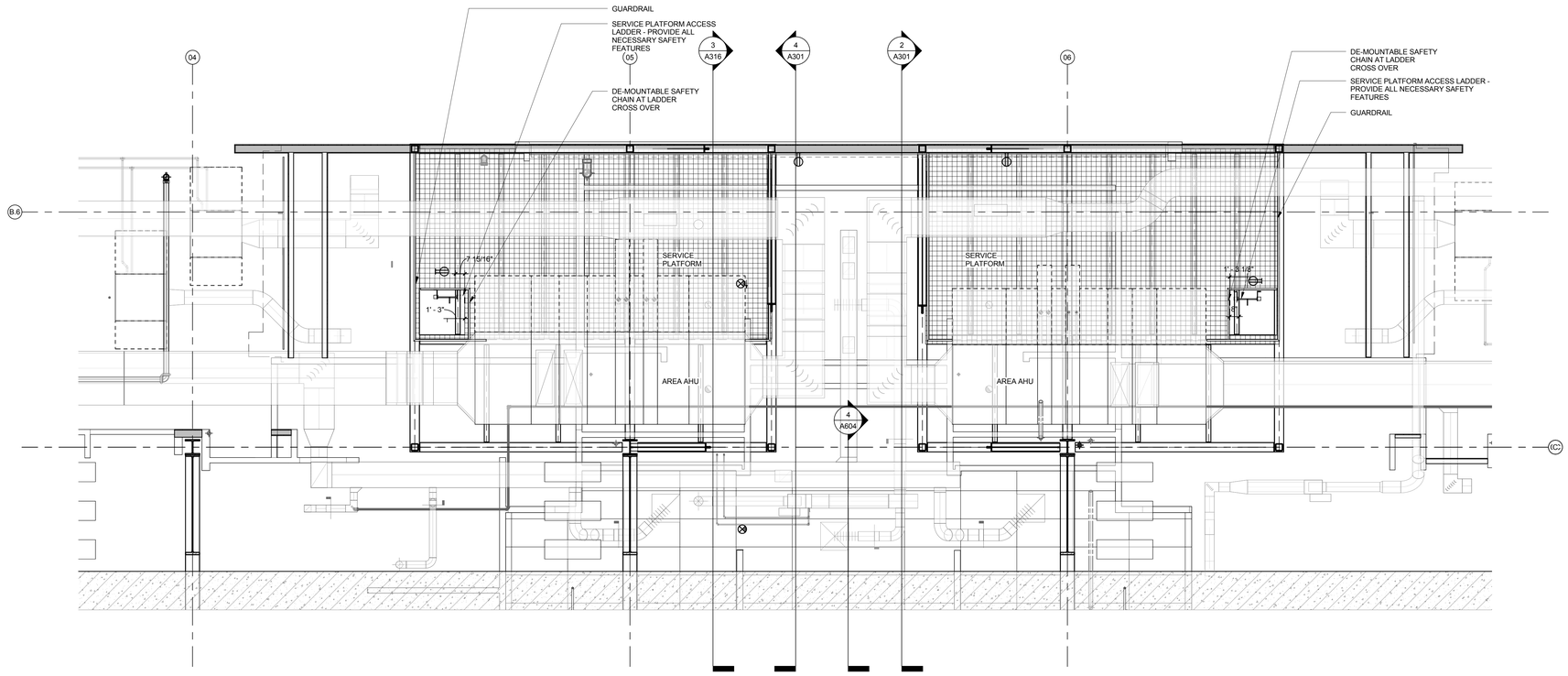

MECHANICAL PLATFORM LEVEL SECTORS A AND B +12' AFF | 1/4" = 1'-0" | 1

PROVIDE A BRACKET MOUNTED FIRE EXTINGUISHER AT EACH MECHANICAL PLATFORM

CALIFORNIA BAPTIST UNIVERSITY

EVENTS CENTER

8431 DIANA AVENUE, RIVERSIDE, CA

ISSUE FOR CONSTRUCTION 01-22-2016

REVISIONS:

	DESCRIPTION	DATE

DATE ISSUED: 01/22/2016

SVA PROJECT NO: 2014-40129

SCALE: 1/4" = 1'-0"

SHEET NUMBER: A240

SHEET TITLE:

ENLARGED MECHANICAL PLATFORM PLANS

3 MACARTHUR PLACE, SUITE 850 SANTA ANA, CA 92707
T 949.809.3380 WWW.SVA-ARCHITECTS.COM

THIS DOCUMENT CONTAINS INFORMATION PROPRIETARY TO SVA ARCHITECTS INC. AND IS FURNISHED IN CONFIDENCE FOR THE LIMITED PURPOSE OF EVALUATION, BIDDING OR REVIEW. THIS DOCUMENT OR ITS CONTENTS MAY NOT BE USED FOR ANY OTHER PURPOSE AND MAY NOT BE REPRODUCED OR DISCLOSED TO OTHERS WITHOUT THE PRIOR WRITTEN CONSENT OF SVA ARCHITECTS INC. ALL RIGHTS RESERVED, © COPYRIGHT 2015.

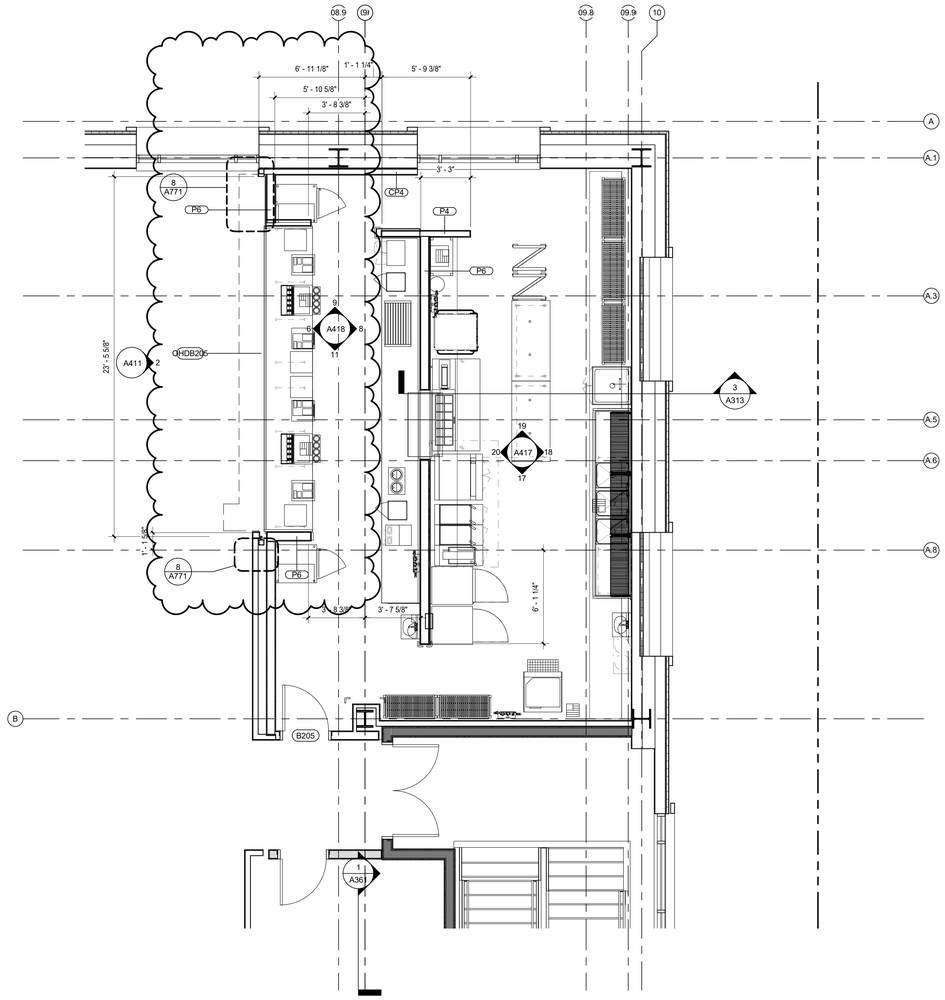

CONCOURSE SECTOR B | 1/4" = 1'-0" | 2

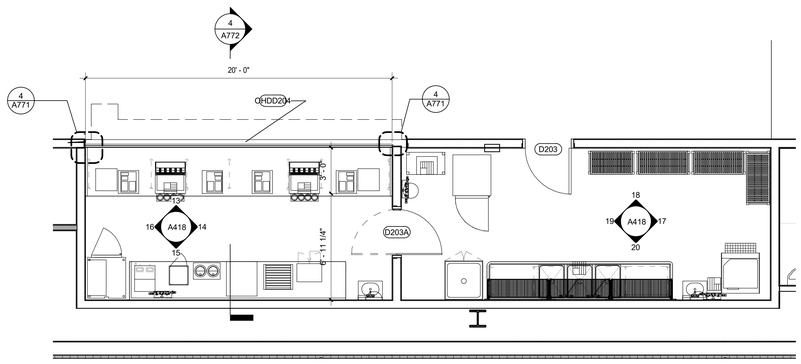

CONCOURSE SECTOR C & D | 1/4" = 1'-0" | 3

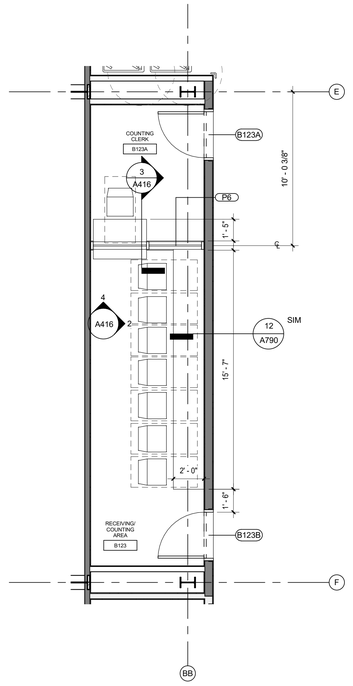

EVENT LEVEL - COUNTING ROOM | 1/4" = 1'-0" | 4

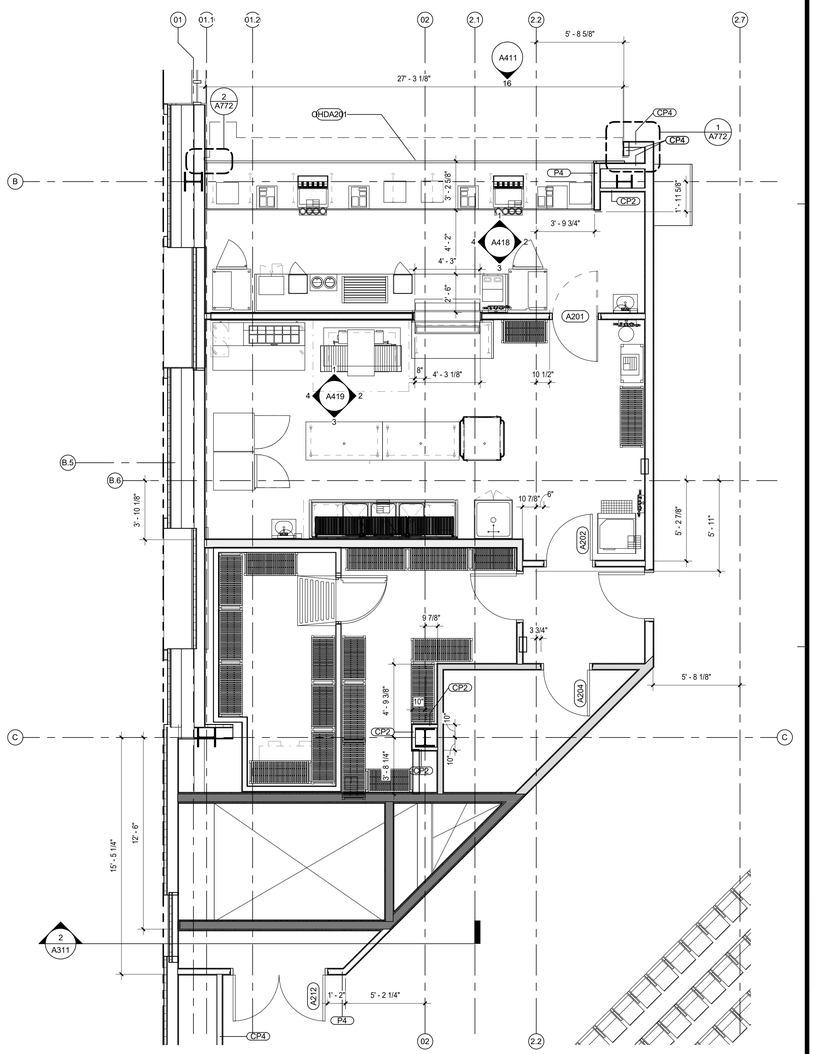

CONCOURSE SECTOR A | 1/4" = 1'-0" | 1

CALIFORNIA BAPTIST UNIVERSITY

EVENTS CENTER

8431 DIANA AVENUE, RIVERSIDE, CA

CCD #09
8-2-16

LICENSED ARCHITECT
ROBERT M. SIMONS
No. C-18001
Jan. 31, 2017
STATE OF CALIFORNIA

REVISIONS:

	DESCRIPTION	DATE
11	RFCP 13	7-11-16
12	CCD #09	8-2-16

DATE ISSUED:	01/22/2016
SVA PROJECT NO:	2014-40129
SCALE:	1/4" = 1'-0"
SHEET NUMBER:	**A241**
SHEET TITLE:	

ENLARGED CONCESSION STANDS

ARCHITECTS
3 MACARTHUR PLACE, SUITE 850 SANTA ANA, CA 92707
T 949.809.3380 WWW.SVA-ARCHITECTS.COM

THIS DOCUMENT CONTAINS INFORMATION PROPRIETARY TO SVA ARCHITECTS INC. AND IS FURNISHED IN CONFIDENCE FOR THE LIMITED PURPOSE OF EVALUATION, BIDDING OR REVIEW. THIS DOCUMENT OR ITS CONTENTS MAY NOT BE USED FOR ANY OTHER PURPOSE AND MAY NOT BE REPRODUCED OR DISCLOSED TO OTHERS WITHOUT THE PRIOR WRITTEN CONSENT OF SVA ARCHITECTS INC. ALL RIGHTS RESERVED. © COPYRIGHT 2015.

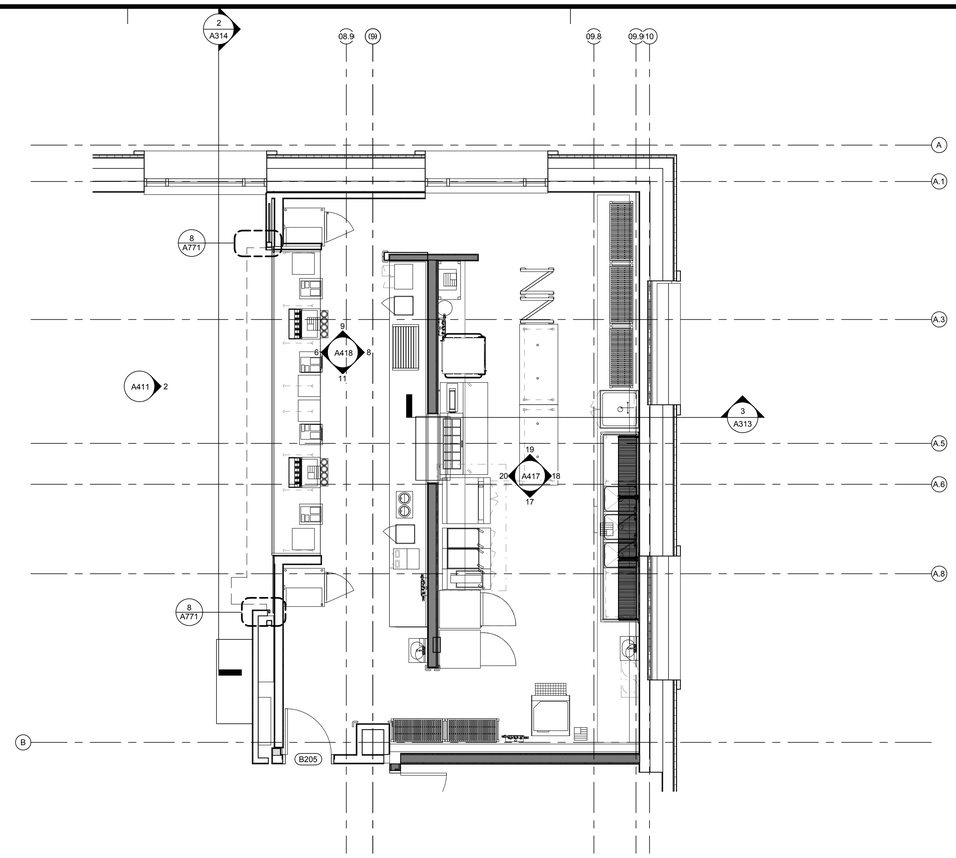

PARENT VIEW - 102 CONCOURSE LEVEL - Callout 1 | 1/4" = 1'-0" | 2

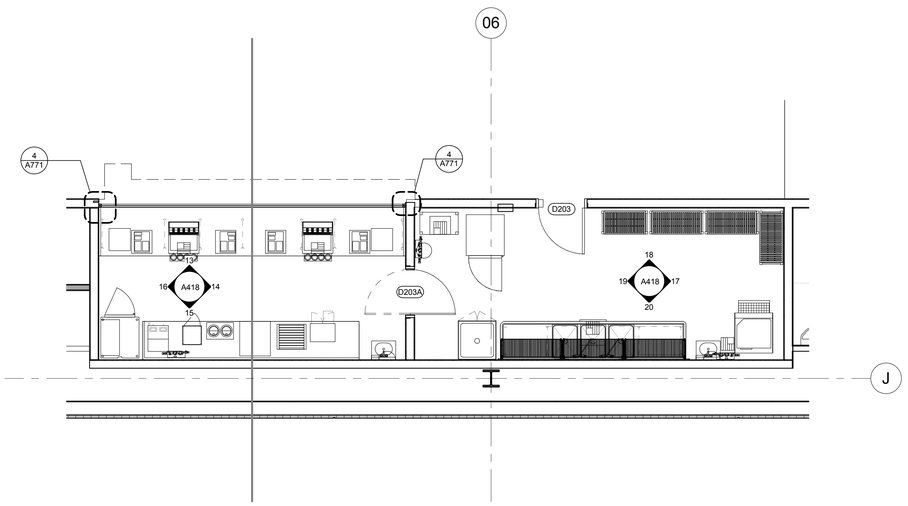

CONCOURSE LEVEL - SECTOR C - Callout 1 | 1/4" = 1'-0" | 3

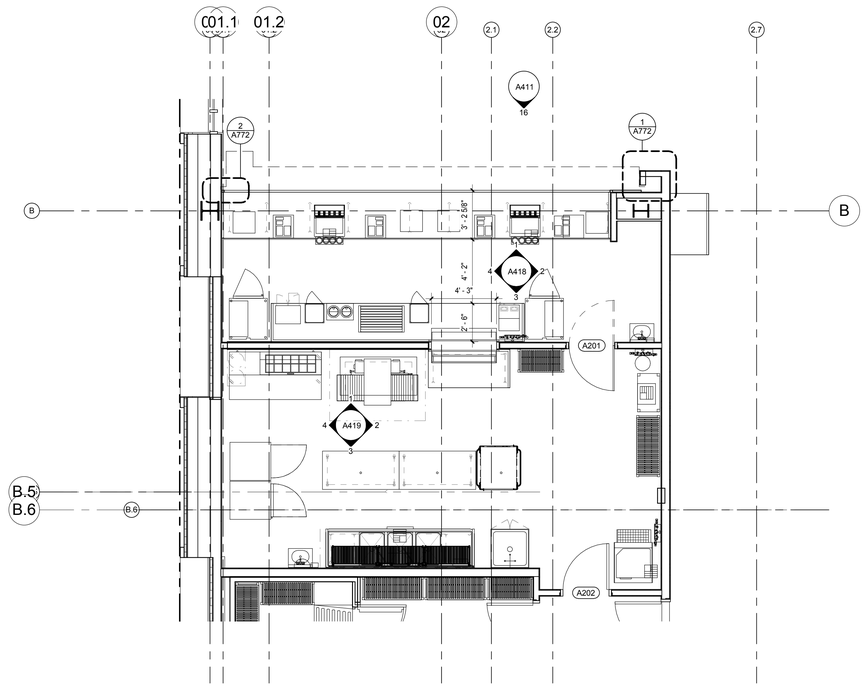

PARENT VIEW - 102 CONCOURSE LEVEL - Callout 2 | 1/4" = 1'-0" | 1

CALIFORNIA BAPTIST UNIVERSITY

EVENTS CENTER

8431 DIANA AVENUE, RIVERSIDE, CA

ISSUE FOR CONSTRUCTION 01-22-2016

REVISIONS:

	DESCRIPTION	DATE

DATE ISSUED: 01/22/2016

SVA PROJECT NO: 2014-40129

SCALE: 1/4" = 1'-0"

SHEET NUMBER: A241

SHEET TITLE:

ENLARGED CONCESSION STANDS

ARCHITECTS

3 MACARTHUR PLACE, SUITE 850 SANTA ANA, CA 92707

T 949.809.3380 WWW.SVA-ARCHITECTS.COM

THIS DOCUMENT CONTAINS INFORMATION PROPRIETARY TO SVA ARCHITECTS INC. AND IS FURNISHED IN CONFIDENCE FOR THE LIMITED PURPOSE OF REVIEW BY THE RECIPIENT. ANY REVIEW OF THIS DOCUMENT BY ANY PARTY MAY NOT BE USED FOR ANY OTHER PURPOSE AND MAY NOT BE REPRODUCED OR DISCLOSED TO OTHERS WITHOUT THE PRIOR WRITTEN CONSENT OF SVA ARCHITECTS INC. ALL RIGHTS RESERVED, © COPYRIGHT 2015.

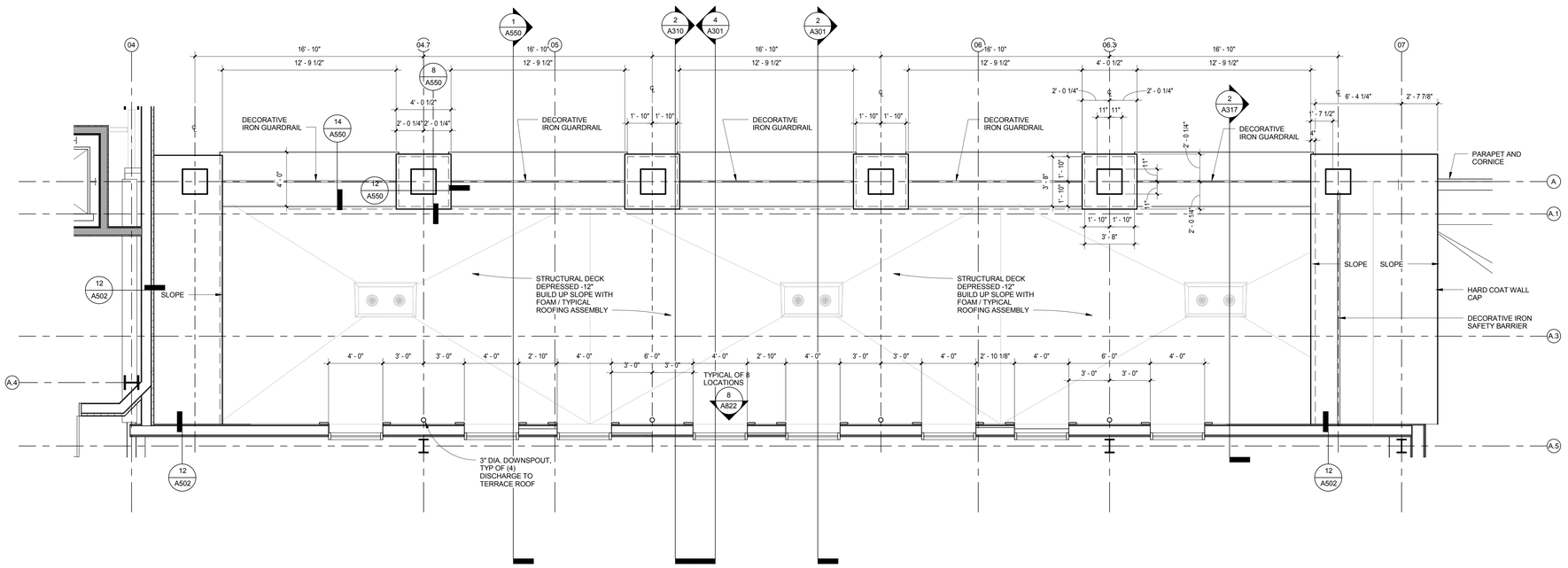

ROOF AT MEZ. LEVEL (FUTURE OUTDOOR TERRACE)

1/4" = 1'-0"

1

CALIFORNIA BAPTIST UNIVERSITY

EVENTS CENTER

8431 DIANA AVENUE, RIVERSIDE, CA

ISSUE FOR CONSTRUCTION
01-22-2016

REVISIONS:

	DESCRIPTION	DATE

DATE ISSUED: 01/22/2016

SVA PROJECT NO: 2014-40129

SCALE: 1/4" = 1'-0"

SHEET NUMBER: A242

SHEET TITLE:

ENLARGED PLANS

3 MACARTHUR PLACE, SUITE 850 SANTA ANA, CA 92707
T 949.809.3380 WWW.SVA-ARCHITECTS.COM

THIS DOCUMENT CONTAINS INFORMATION PROPRIETARY TO SVA ARCHITECTS INC. AND IS FURNISHED IN CONFIDENCE FOR THE LIMITED PURPOSE OF EVALUATION, BIDDING OR REVIEW. THIS DOCUMENT OR ITS CONTENTS MAY NOT BE USED FOR ANY OTHER PURPOSE AND MAY NOT BE REPRODUCED OR DISCLOSED TO OTHERS WITHOUT THE PRIOR WRITTEN CONSENT OF SVA ARCHITECTS INC. ALL RIGHTS RESERVED. © COPYRIGHT 2015.

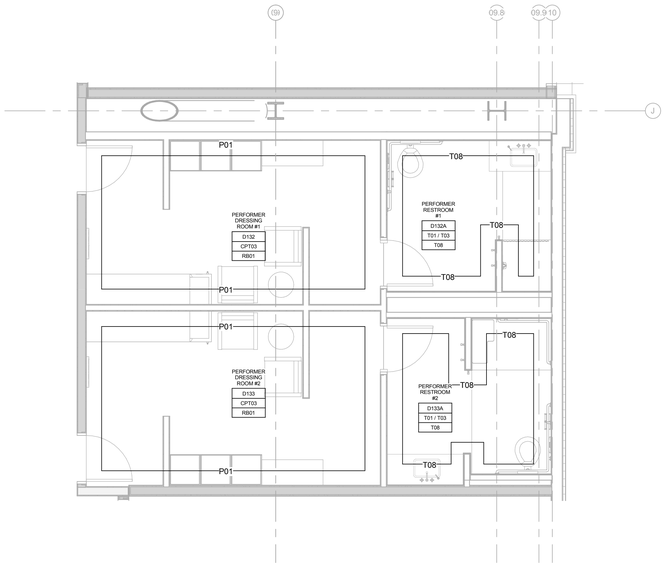

PERFORMER DRESSING - FINISH PLAN | 1/4" = 1'-0" | 2

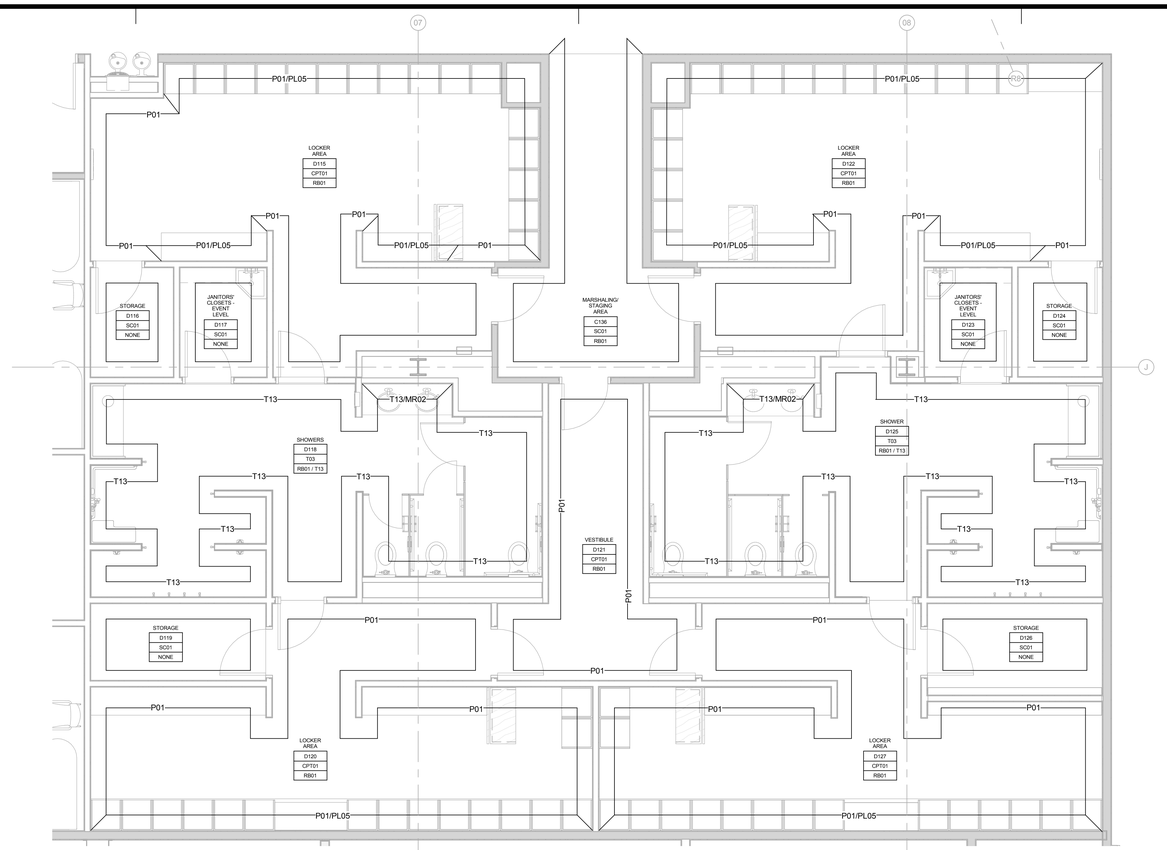

LOCKER ROOM - VISITOR - WALL FINISH PLAN | 1/4" = 1'-0" | 1

FINISH PLAN NOTES

PROVIDE TRANSITION STRIPS FOR ALL CHANGES IN FLOORING, SEE A730 FOR DETAILS

SEE ELEVATIONS AND A730 FOR WALL TRANSITION DETAILS

ALL TILED WALLS TO HAVE COVE BASE AT FLOOR AND BULL NOSE AT CORNERS

FINISH LEGEND

AB	ALUMINUM COVED BASE
ACT	CEILING TILE
AG	CEILING GRID
BL	BLINDS
CPT	CARPET
EC	EPOXY COATING
EP	EPOXY PAINT
FB	VINYL FABRIC
FC	FLOOR COATING
FRP	FIBER REINFORCED PLASTIC
GFB	GROUND FACED BLOCK
GL	GLASS
MB	METAL BASE
MR	MIRROR
MT	METAL
P	PAINT
PH	PHENOLIC PARTITIONS
PL	PLASTIC LAMINATE
RB	RUBBER BASE
RF	RESILIENT FLOORING
RP	RESIN PANEL
SC	SEALED CONCRETE
SG	SUPER GRAPHICS
SS	SOLID SURFACE
T	TILE
WB	WOOD BASE
WC	WALL COVERING
WD	WOOD

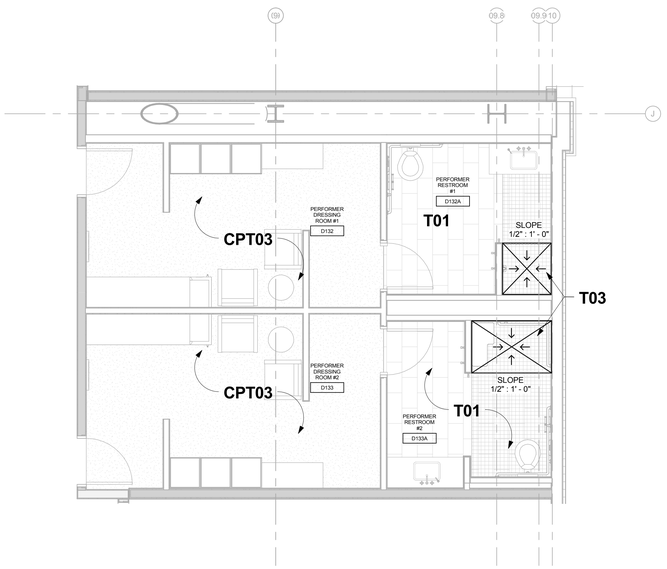

PERFORMER DRESSING - FLOOR FINISH PLAN | 1/4" = 1'-0" | 4

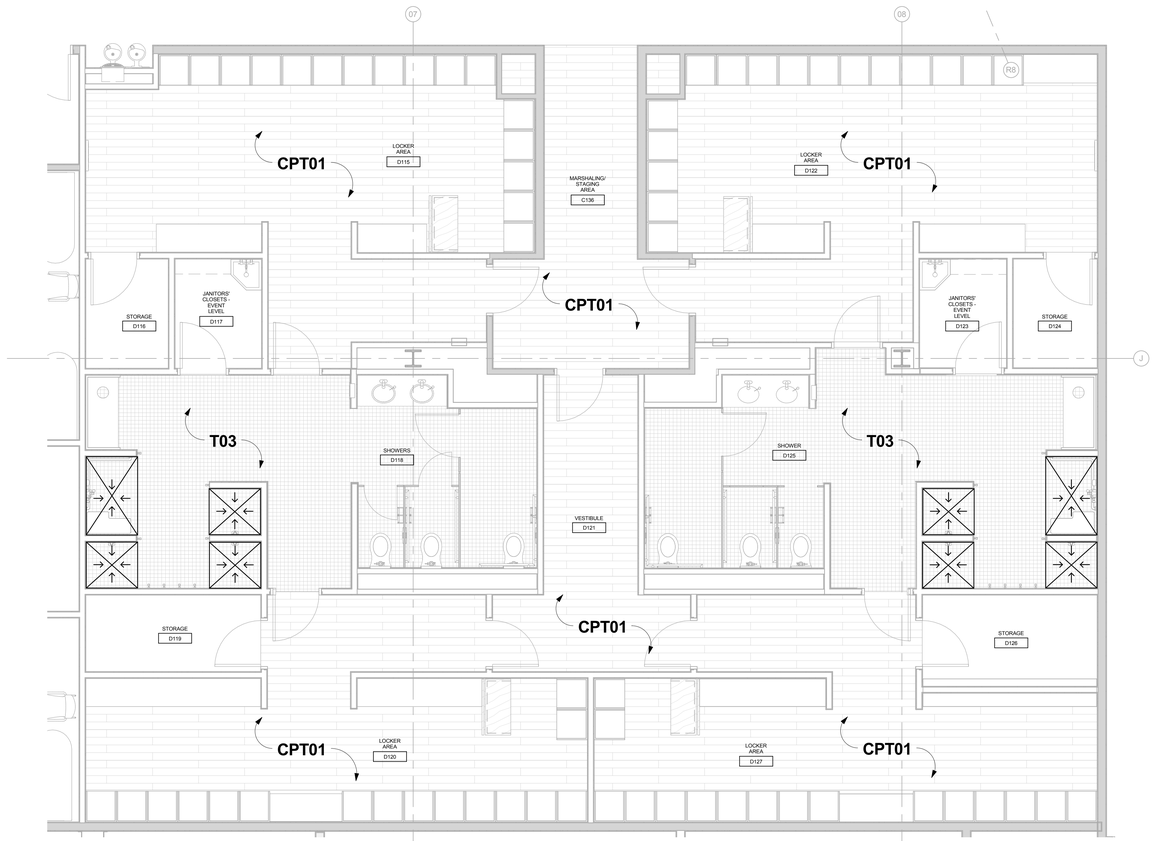

LOCKER ROOM - VISITOR - FLOOR FINISH PLAN | 1/4" = 1'-0" | 3

CALIFORNIA BAPTIST UNIVERSITY

EVENTS CENTER

8431 DIANA AVENUE, RIVERSIDE, CA

ISSUE FOR CONSTRUCTION 01-22-2016

REVISIONS:

	DESCRIPTION	DATE

DATE ISSUED: 01/22/2016

SVA PROJECT NO: 2014-40129

SCALE: As indicated

SHEET NUMBER: A250

SHEET TITLE:

ENLARGED FINISH PLANS - EVENT LEVEL

3 MACARTHUR PLACE, SUITE 850 SANTA ANA, CA 92707

T 949.809.3380 WWW.SVA-ARCHITECTS.COM

THIS DOCUMENT CONTAINS INFORMATION PROPRIETARY TO SVA ARCHITECTS INC. AND IS FURNISHED IN CONFIDENCE FOR THE LIMITED PURPOSE OF EVALUATION, BIDDING OR REVIEW. THIS DOCUMENT OR ITS CONTENTS MAY NOT BE USED FOR ANY OTHER PURPOSE AND MAY NOT BE REPRODUCED OR DISCLOSED TO OTHERS WITHOUT THE PRIOR WRITTEN CONSENT OF SVA ARCHITECTS INC. ALL RIGHTS RESERVED. © COPYRIGHT 2015.

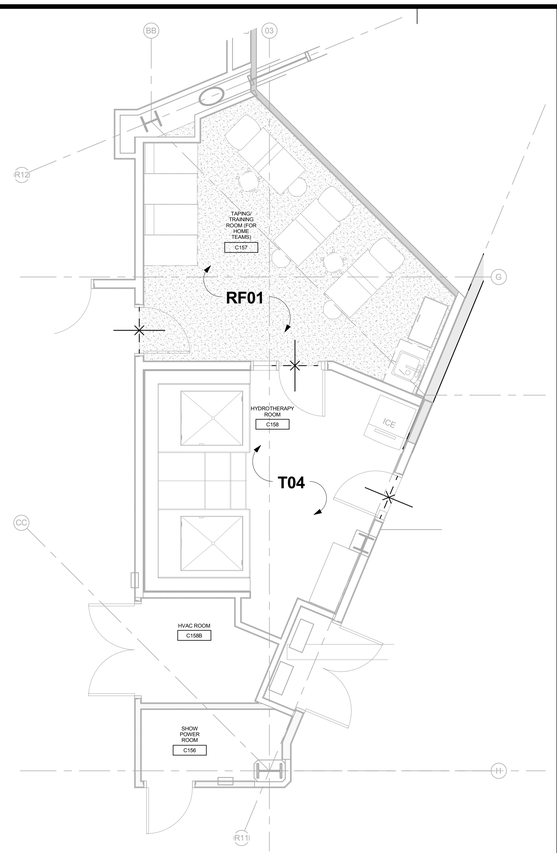

HYDROTHERAPY AREA FLOOR FINISH PLAN

1/4" = 1'-0" | 3

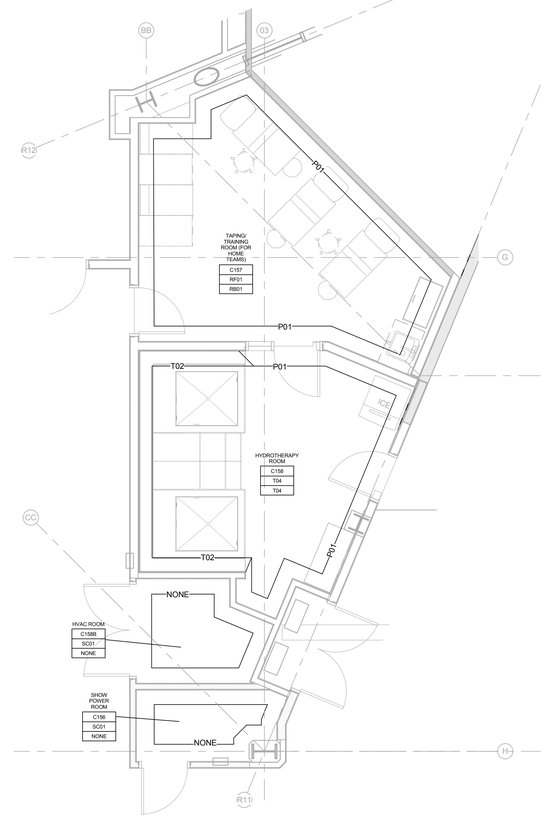

HYDROTHERAPY AREA WALL FINISH PLAN

1/4" = 1'-0" | 2

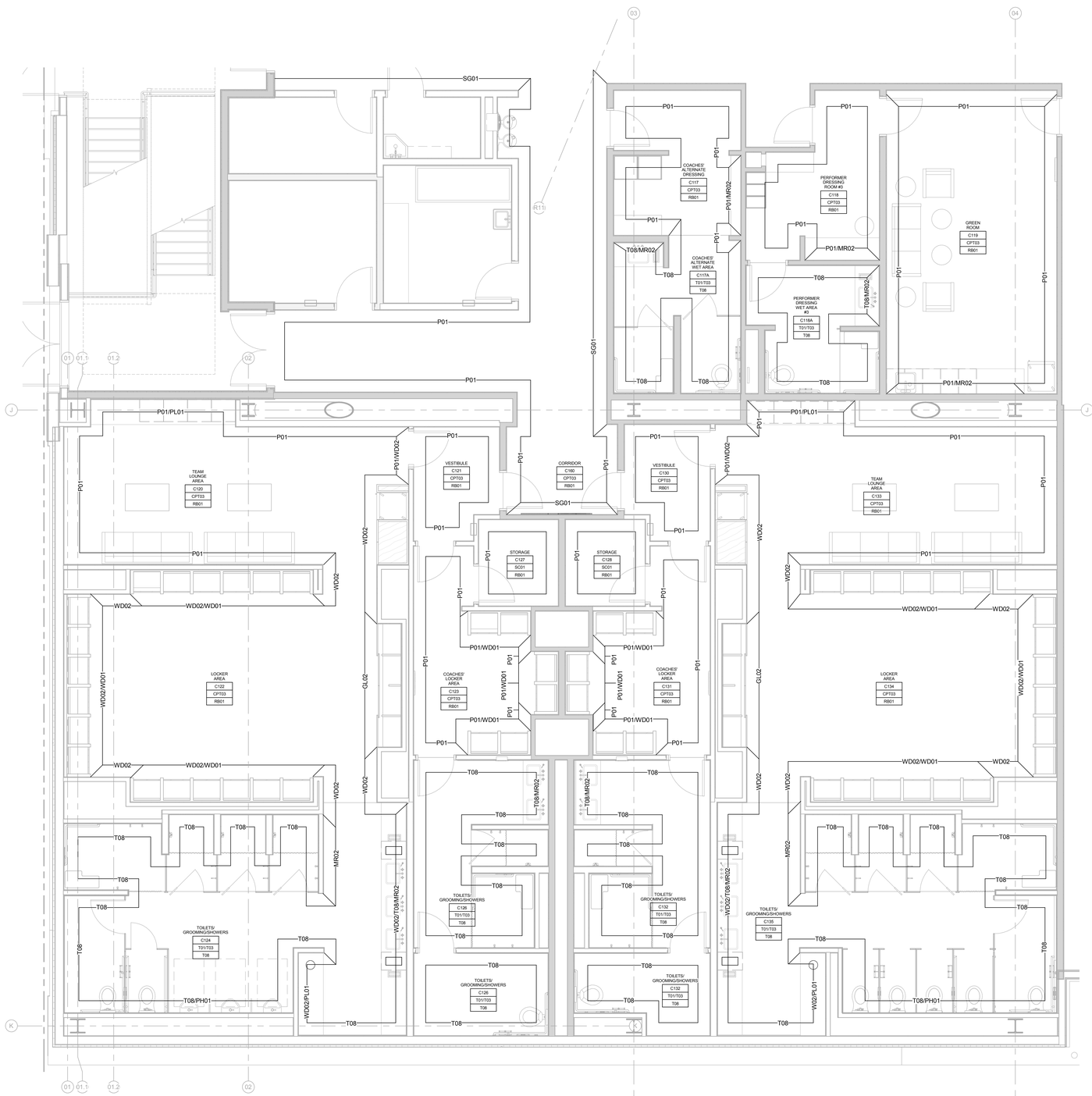

HOME TEAM LOCKER ROOM - WALL FINISH WALL PLAN

1/4" = 1'-0" | 1

FINISH PLAN NOTES

PROVIDE TRANSITION STRIPS FOR ALL CHANGES IN FLOORING, SEE A730 FOR DETAILS

SEE ELEVATIONS AND A730 FOR WALL TRANSITION DETAILS

ALL TILED WALLS TO HAVE COVE BASE AT FLOOR AND BULL NOSE AT CORNERS

LEGEND

AB	ALUMINUM COVED BASE
ACT	CEILING TILE
AG	CEILING GRID
BL	BLINDS
CPT	CARPET
EC	EPOXY COATING
EP	EPOXY PAINT
FB	VINYL FABRIC
FC	FLOOR COATING
FRP	FIBER REINFORCED PLASTIC
GFB	GROUND FACED BLOCK
GL	GLASS
MB	METAL BASE
MR	MIRROR
MT	METAL
P	PAINT
PH	PHENOLIC PARTITIONS
PL	PLASTIC LAMINATE
RB	RUBBER BASE
RF	RESILIENT FLOORING
RP	RESIN PANEL
SC	SEALED CONCRETE
SG	SUPER GRAPHICS
SS	SOLID SURFACE
T	TILE
WB	WOOD BASE
WC	WALL COVERING
WD	WOOD

CALIFORNIA BAPTIST UNIVERSITY

EVENTS CENTER

8431 DIANA AVENUE, RIVERSIDE, CA

ISSUE FOR CONSTRUCTION 01-22-2016

REVISIONS:

	DESCRIPTION	DATE
1		
2		
3		
4		
5		
6		
7		
8		
9		
10		

DATE ISSUED: 01/22/2016

SVA PROJECT NO: 2014-40129

SCALE: As indicated

SHEET NUMBER: A251

SHEET TITLE:

ENLARGED FINISH PLANS - EVENT LEVEL

ARCHITECTS

3 MACARTHUR PLACE, SUITE 850 SANTA ANA, CA 92707

T 949.809.3380 WWW.SVA-ARCHITECTS.COM

THIS DOCUMENT CONTAINS INFORMATION PROPRIETARY TO SVA ARCHITECTS INC. AND IS FURNISHED IN CONFIDENCE FOR THE LIMITED PURPOSE OF EVALUATION, BIDDING OR REVIEW. THIS DOCUMENT OR ITS CONTENTS MAY NOT BE USED FOR ANY OTHER PURPOSE AND MAY NOT BE REPRODUCED OR DISCLOSED TO OTHERS WITHOUT THE PRIOR WRITTEN CONSENT OF SVA ARCHITECTS INC. ALL RIGHTS RESERVED. © COPYRIGHT 2015.

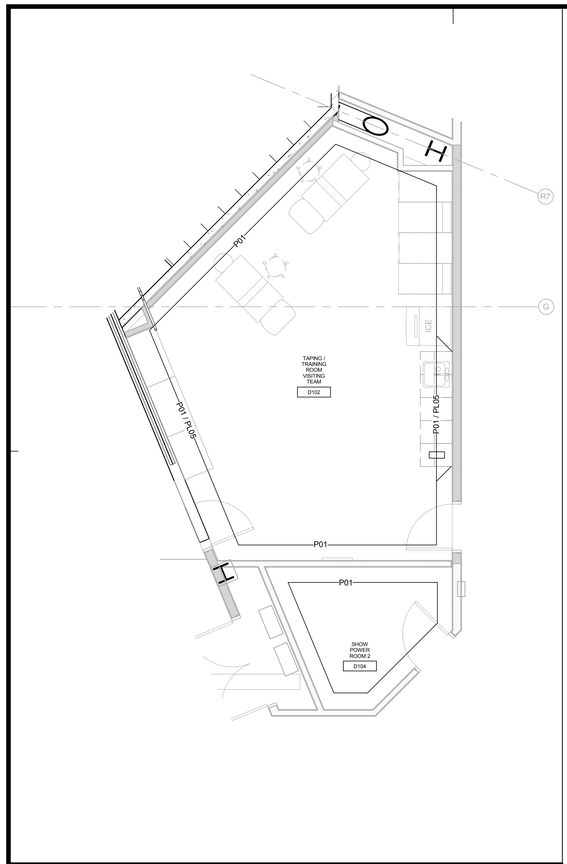

VISITOR'S SIDE TREATMENT ROOM - WALL FINISH PLAN | 1/4" = 1'-0" | 2

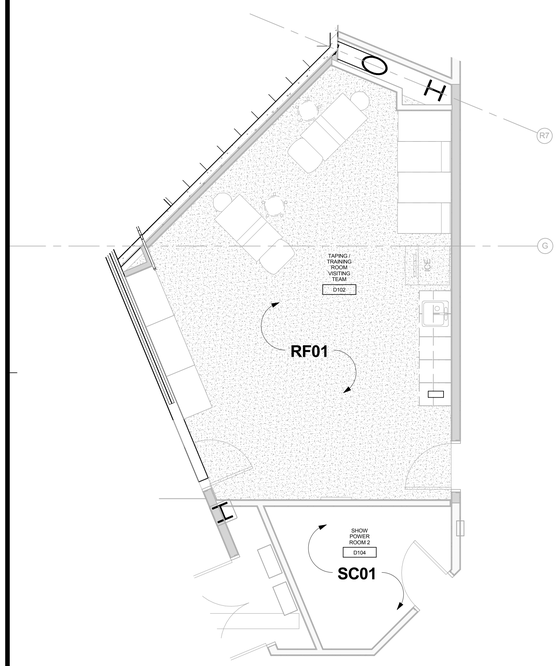

VISITOR'S SIDE TREATMENT ROOM - FLOOR FINISH PLAN | 1/4" = 1'-0" | 3

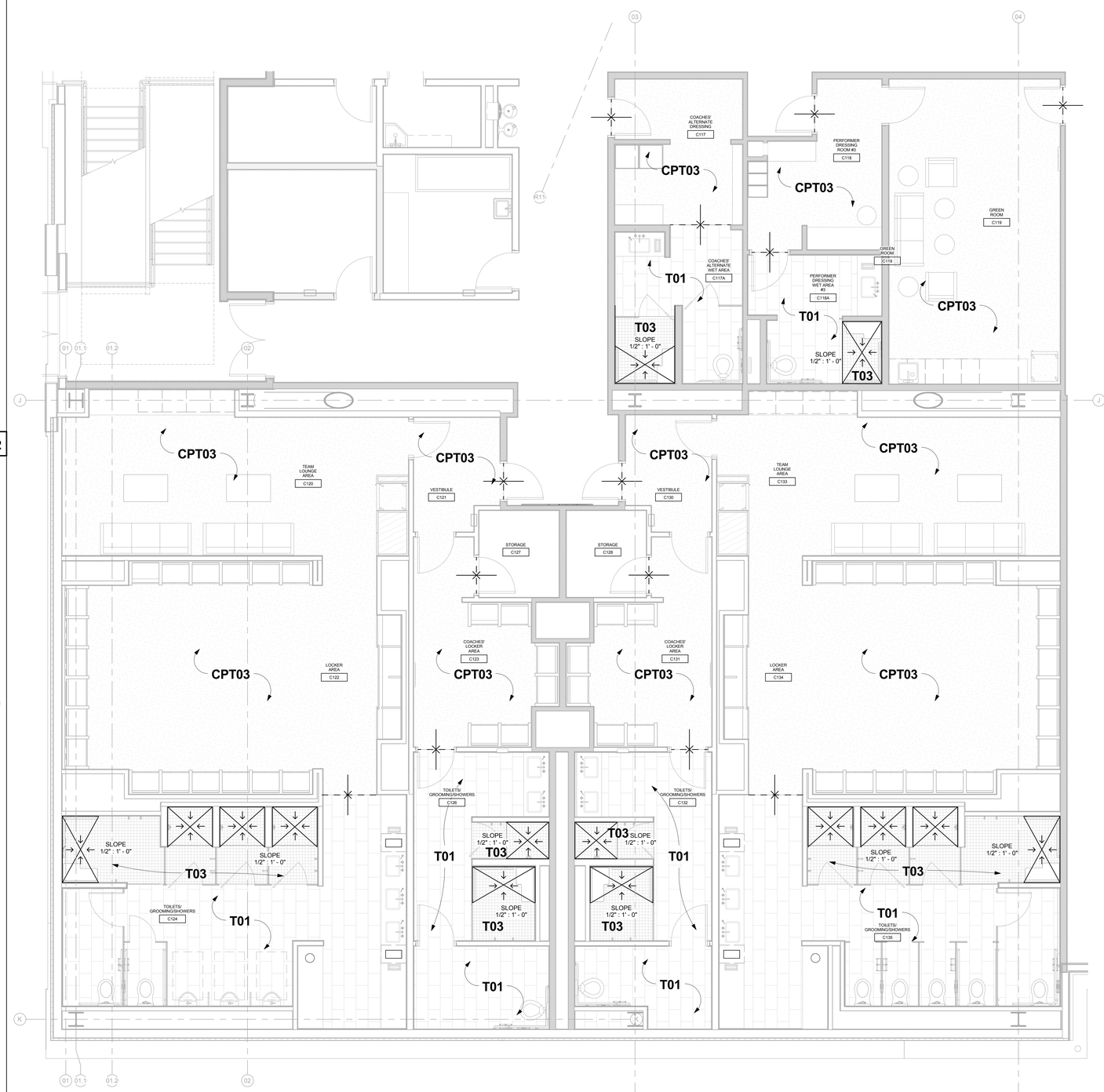

HOME TEAM LOCKER ROOM - FLOOR FINISH WALL PLAN | 1/4" = 1'-0" | 1

FINISH PLAN NOTES

PROVIDE TRANSITION STRIPS FOR ALL CHANGES IN FLOORING, SEE A730 FOR DETAILS

SEE ELEVATIONS AND A730 FOR WALL TRANSITION DETAILS

ALL TILED WALLS TO HAVE COVE BASE AT FLOOR AND BULL NOSE AT CORNERS

FINISH LEGEND

AB	ALUMINUM COVED BASE
ACT	CEILING TILE
AG	CEILING GRID
BL	BLINDS
CPT	CARPET
EC	EPOXY COATING
EP	EPOXY PAINT
FB	VINYL FABRIC
FC	FLOOR COATING
FRP	FIBER REINFORCED PLASTIC
GFB	GROUND FACED BLOCK
GL	GLASS
MB	METAL BASE
MR	MIRROR
MT	METAL
P	PAINT
PH	PHENOLIC PARTITIONS
PL	PLASTIC LAMINATE
RB	RUBBER BASE
RF	RESILIENT FLOORING
RP	RESIN PANEL
SC	SEALED CONCRETE
SG	SUPER GRAPHICS
SS	SOLID SURFACE
T	TILE
WB	WOOD BASE
WC	WALL COVERING
WD	WOOD

CALIFORNIA BAPTIST UNIVERSITY

EVENTS CENTER

8431 DIANA AVENUE, RIVERSIDE, CA

ISSUE FOR CONSTRUCTION 01-22-2016

REVISIONS:

	DESCRIPTION	DATE
△		
△		
△		
△		
△		
△		
△		
△		
△		
△		
△		

DATE ISSUED: 01/22/2016

SVA PROJECT NO: 2014-40129

SCALE: As indicated

SHEET NUMBER: A252

SHEET TITLE:

ENLARGED FINISH PLANS - EVENT LEVEL

hok SVA ARCHITECTS

3 MACARTHUR PLACE, SUITE 850 SANTA ANA, CA 92707

T 949.809.3380 WWW.SVA-ARCHITECTS.COM

THIS DOCUMENT CONTAINS INFORMATION PROPRIETARY TO SVA ARCHITECTS INC. AND IS FURNISHED IN CONFIDENCE FOR THE LIMITED PURPOSE OF EVALUATION, BIDDING OR REVIEW. THIS DOCUMENT OR ITS CONTENTS MAY NOT BE USED FOR ANY OTHER PURPOSE AND MAY NOT BE REPRODUCED OR DISCLOSED TO OTHERS WITHOUT THE PRIOR WRITTEN CONSENT OF SVA ARCHITECTS INC. ALL RIGHTS RESERVED. © COPYRIGHT 2015.

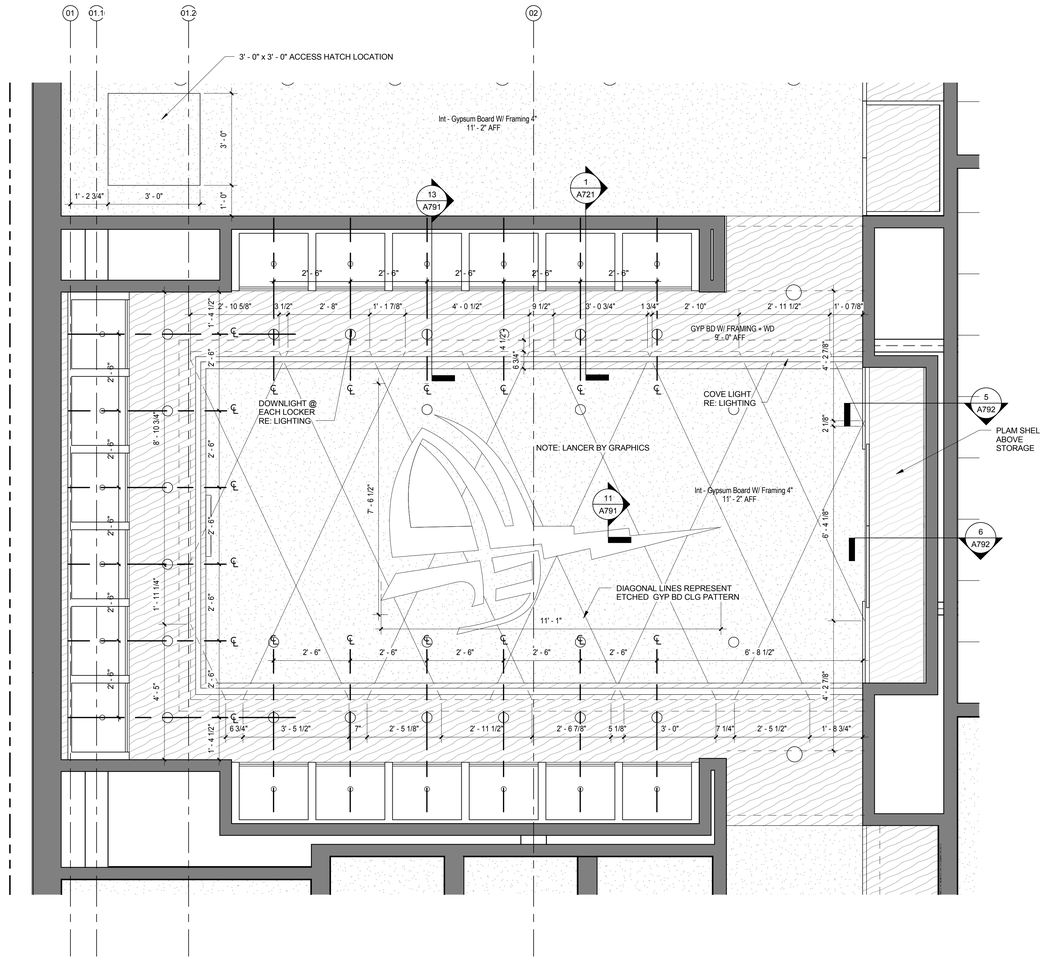

HTLR ENLARGED RCP | 1/2" = 1'-0" | 1

CALIFORNIA BAPTIST UNIVERSITY

EVENTS CENTER

8431 DIANA AVENUE, RIVERSIDE, CA

ISSUE FOR CONSTRUCTION
01-22-2016

REVISIONS:

	DESCRIPTION	DATE

DATE ISSUED: 01/22/2016

SVA PROJECT NO: 2014-40129

SCALE: 1/2" = 1'-0"

SHEET NUMBER: A260

SHEET TITLE:

ENLARGED RCPS - EVENT LEVEL

3 MACARTHUR PLACE, SUITE 850 SANTA ANA, CA 92707
T 949.809.3380 WWW.SVA-ARCHITECTS.COM

THIS DOCUMENT CONTAINS INFORMATION PROPRIETARY TO SVA ARCHITECTS INC. AND IS FURNISHED IN CONFIDENCE FOR THE LIMITED PURPOSE OF EVALUATION, BIDDING OR REVIEW. THIS DOCUMENT OR ITS CONTENTS MAY NOT BE USED FOR ANY OTHER PURPOSE AND MAY NOT BE REPRODUCED OR DISCLOSED TO OTHERS WITHOUT THE PRIOR WRITTEN CONSENT OF SVA ARCHITECTS INC. ALL RIGHTS RESERVED. © COPYRIGHT 2015.

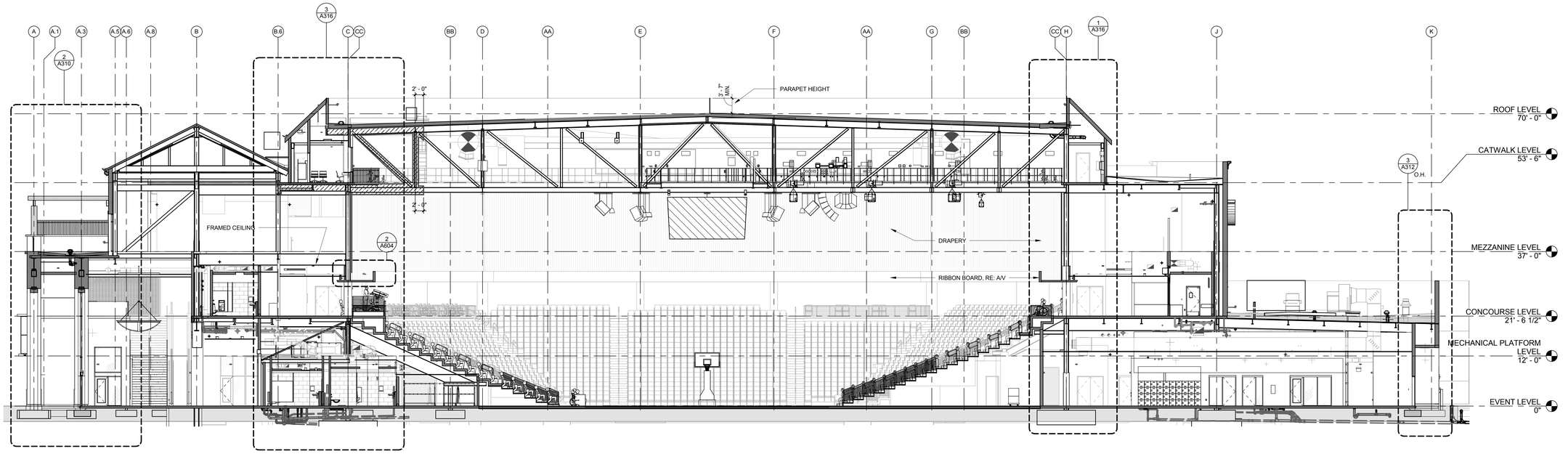

LONGITUDINAL SECTION - EAST | 3/32" = 1'-0" | **2**

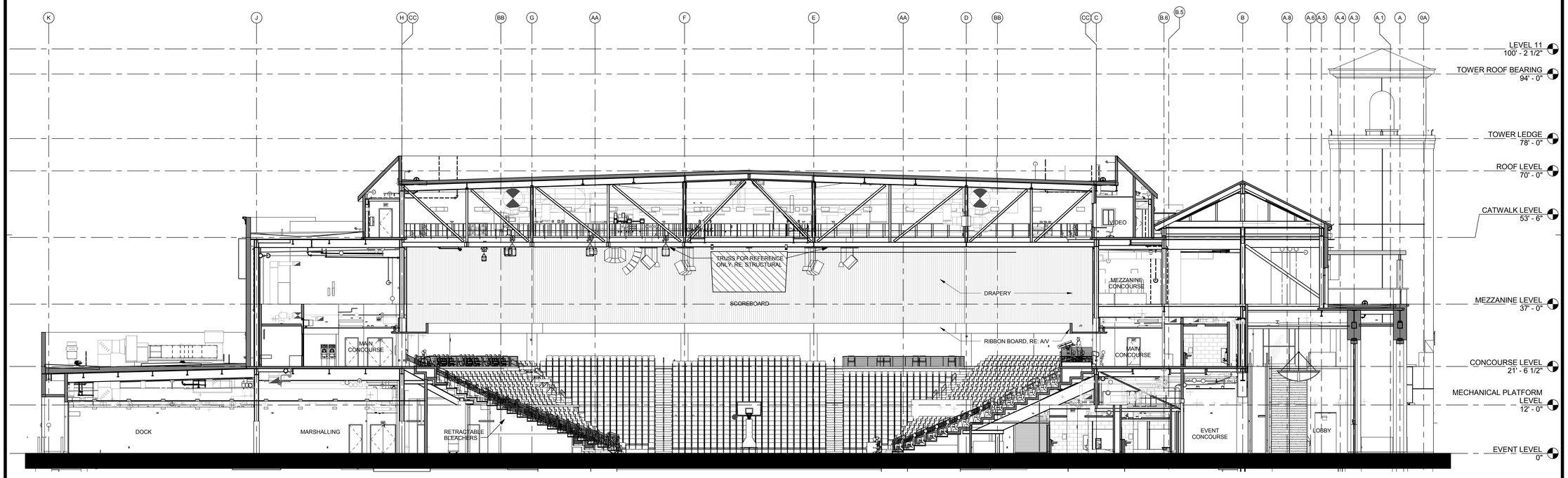

LONGITUDINAL SECTION - WEST | 3/32" = 1'-0" | **4**

CALIFORNIA BAPTIST UNIVERSITY
EVENTS CENTER

8431 DIANA AVENUE, RIVERSIDE, CA

ISSUE FOR CONSTRUCTION 01-22-2016

REVISIONS:

	DESCRIPTION	DATE

DATE ISSUED:	01/22/2016
SVA PROJECT NO:	2014-40129
SCALE:	3/32" = 1'-0"
SHEET NUMBER:	**A301**
SHEET TITLE:	

OVERALL BUILDING SECTION

3 MACARTHUR PLACE, SUITE 850 SANTA ANA, CA 92707
T 949.809.3380 WWW.SVA-ARCHITECTS.COM

THIS DOCUMENT CONTAINS INFORMATION PROPRIETARY TO SVA ARCHITECTS INC. AND IS FURNISHED IN CONFIDENCE FOR THE LIMITED PURPOSE OF EVALUATION, BIDDING OR REVIEW. THIS DOCUMENT OR ITS CONTENTS MAY NOT BE USED FOR ANY OTHER PURPOSE AND MAY NOT BE REPRODUCED OR DISCLOSED TO OTHERS WITHOUT THE PRIOR WRITTEN CONSENT OF SVA ARCHITECTS INC. ALL RIGHTS RESERVED. © COPYRIGHT 2015.

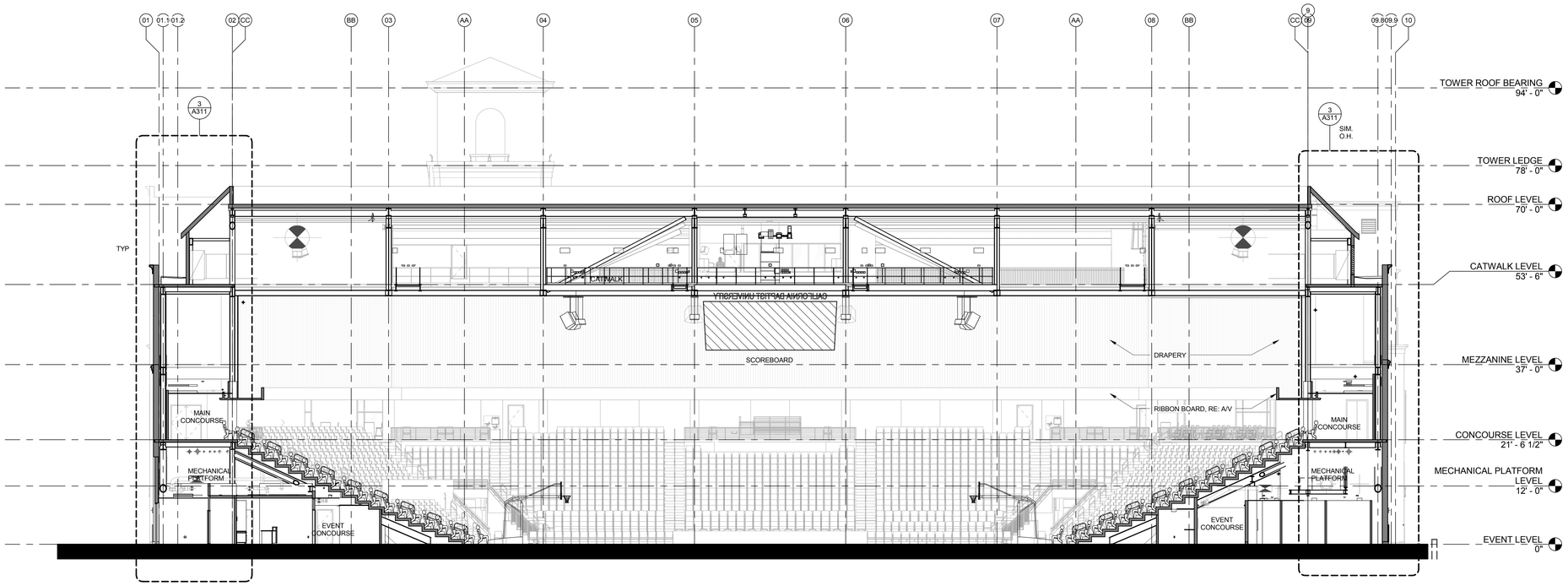

TRANSVERSE SECTION - NORTH | 3/32" = 1'-0" | **2**

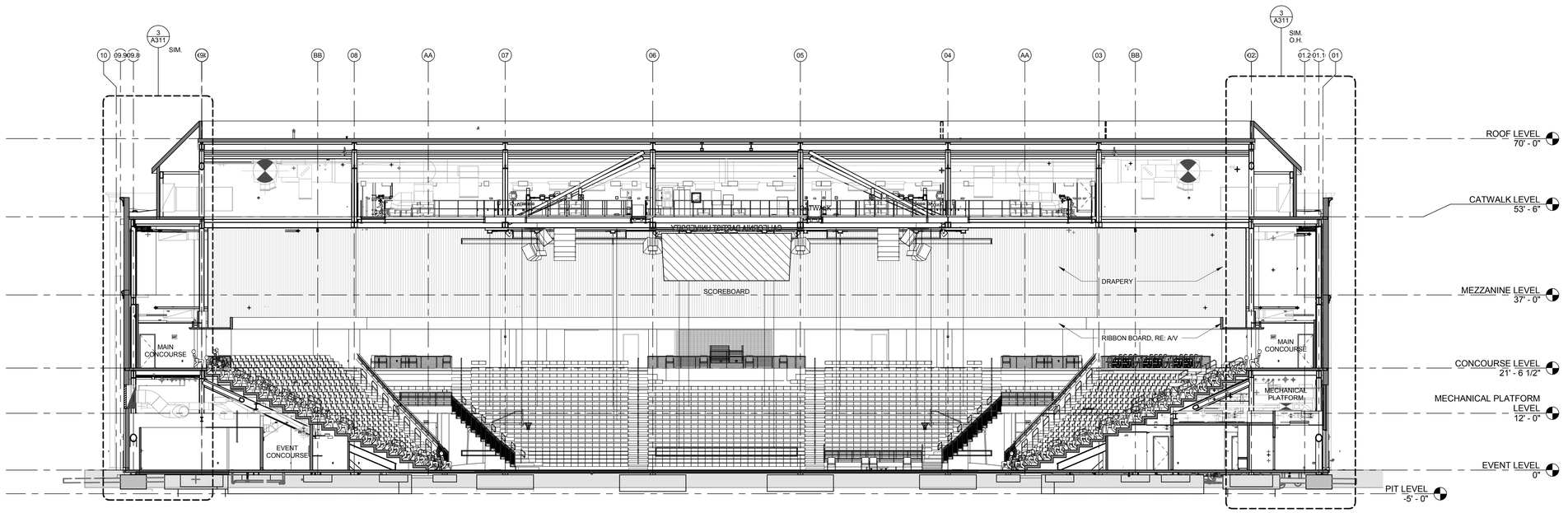

TRANSVERSE SECTION - SOUTH | 3/32" = 1'-0" | **4**

CALIFORNIA BAPTIST UNIVERSITY
EVENTS CENTER

8431 DIANA AVENUE, RIVERSIDE, CA

ISSUE FOR CONSTRUCTION
01-22-2016

REVISIONS:

	DESCRIPTION	DATE

DATE ISSUED: 01/22/2016
SVA PROJECT NO: 2014-40129
SCALE: 3/32" = 1'-0"
SHEET NUMBER: A302
SHEET TITLE:

OVERALL BUILDING SECTION

3 MACARTHUR PLACE, SUITE 850 SANTA ANA, CA 92707
T 949.809.3380 WWW.SVA-ARCHITECTS.COM

THIS DOCUMENT CONTAINS INFORMATION PROPRIETARY TO SVA ARCHITECTS INC. AND IS FURNISHED IN CONFIDENCE FOR THE LIMITED PURPOSE OF EVALUATION, BIDDING OR REVIEW. THIS DOCUMENT OR ITS CONTENTS MAY NOT BE USED FOR ANY OTHER PURPOSE AND MAY NOT BE REPRODUCED OR DISCLOSED TO OTHERS WITHOUT THE PRIOR WRITTEN CONSENT OF SVA ARCHITECTS INC. ALL RIGHTS RESERVED. © COPYRIGHT 2015.

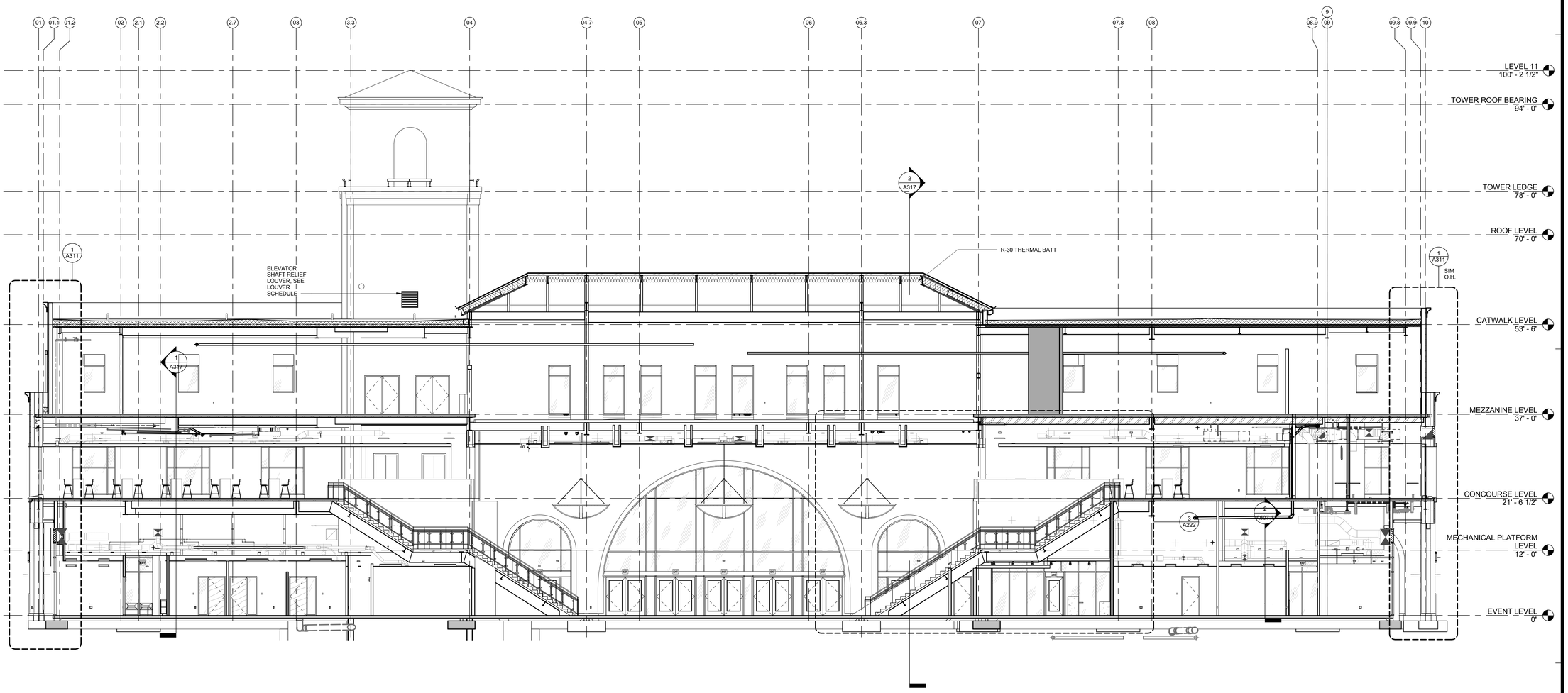

LOBBY - NORTH | 1/8" = 1'-0" | **1**

CALIFORNIA BAPTIST UNIVERSITY

EVENTS CENTER

8431 DIANA AVENUE, RIVERSIDE, CA

ISSUE FOR CONSTRUCTION
01-22-2016

REVISIONS:

	DESCRIPTION	DATE

DATE ISSUED: 01/22/2016

SVA PROJECT NO: 2014-40129

SCALE: 1/8" = 1'-0"

SHEET NUMBER: A303

SHEET TITLE:

OVERALL BUILDING SECTION

3 MACARTHUR PLACE, SUITE 850 SANTA ANA, CA 92707
T 949.809.3380 WWW.SVA-ARCHITECTS.COM

THIS DOCUMENT CONTAINS INFORMATION PROPRIETARY TO SVA ARCHITECTS INC. AND IS FURNISHED IN CONFIDENCE FOR THE LIMITED PURPOSE OF EVALUATION, BIDDING OR REVIEW. THIS DOCUMENT OR ITS CONTENTS MAY NOT BE USED FOR ANY OTHER PURPOSE AND MAY NOT BE REPRODUCED OR DISCLOSED TO OTHERS WITHOUT THE PRIOR WRITTEN CONSENT OF SVA ARCHITECTS INC. ALL RIGHTS RESERVED. © COPYRIGHT 2015.

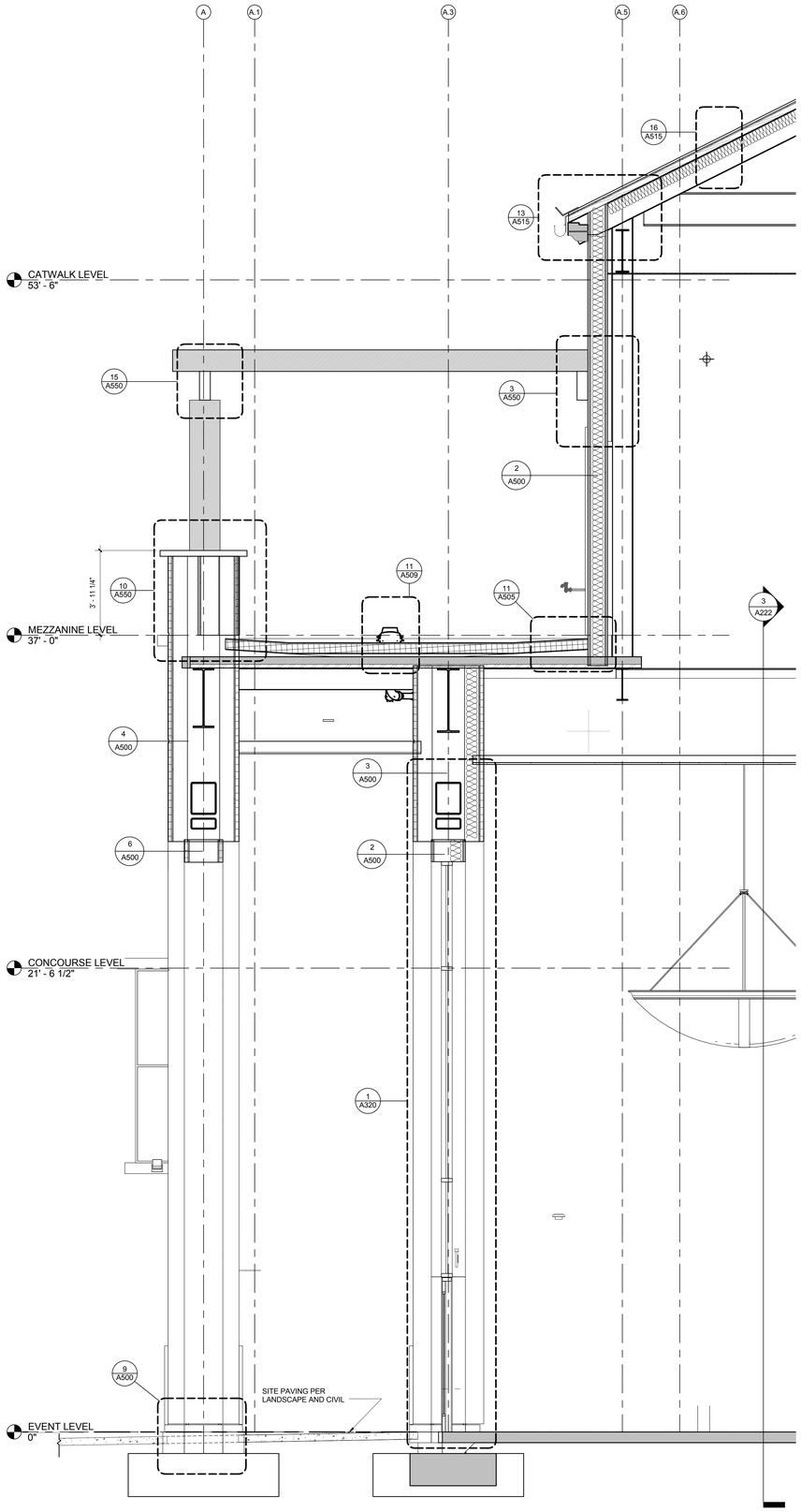

WALL SECTION AT ENTRY ARCH

3/8" = 1'-0"

2

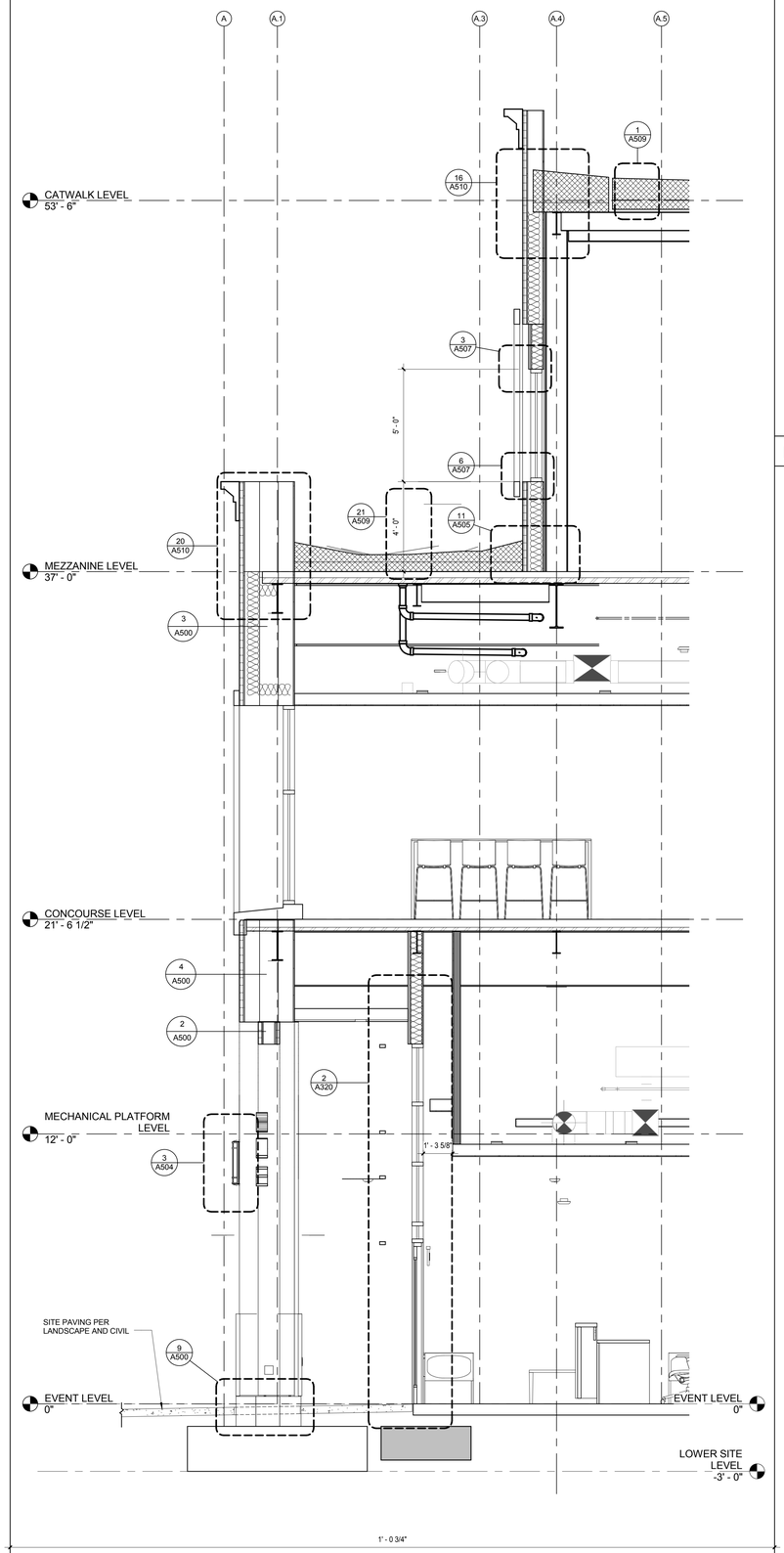

WALL SECTION AT NORTH FACADE

3/8" = 1'-0"

1

SECTION TYPICAL NOTES

1. EIFS SYSTEM, TYPICAL.

2. EIFS WAINSCOT PANELS, 4' TALL ABOVE FINISH FLOOR; WHERE SHOWN AROUND BUILDING AND AT HIDDEN ELEVATIONS AT ARCHWAYS, ENTRIES, ETC.

3. EXTERIOR WALL FRAMING SHALL BE COLD FORMED METAL STUDS, 16" O.C., GAUGE AND SIZE TO SPAN AS REQUIRED.

4. EXTERIOR WALL FRAMING CAVITIES SHALL BE INSULATED WITH THERMAL BATTS AT ALL BUILDING ENVELOPE WALLS.

5. CURTAIN WALL / STOREFRONT CONSISTS OF THERMALLY BROKEN ALUMINUM FRAMING, DARK BRONZE ANODIZED. PROVIDE ALL STRUCTURAL STEEL REINFORCING REQUIERED FOR COMPLETE SYSTEM.

6. GLAZING SHALL BE 1" INSULATED GLAZING UNITS. PPG SOLAR BAN 70 XL LOW E WITH TINTED INTERIOR PANEL; COLOR TBD.

6. LOUVERS IN PLASTER WALLS SHALL BE ALUMINUM WITH POWDER COAT FINISH. COLOR TO BE SELECTED FROM THE FULL RANGE OF CUSTOM COLORS.

7. LOUVERS IN STOREFRONT / CURTAIN WALL LOCATIONS SHALL BE ALUMINUM, DARK BRONZE ANODIZED.

8. CORNICES AT PARAPETS, LEDGES AT MID WALL HEIGHT, WINDOW SURROUNDS, ARCHITECTURAL PROFILES SHALL BE SHAPED WITH RIGID FOAM INSULATION AND WRAPPED WITH FIBERGLAS MESH THEN PLASTERED OVER.

9. SLOPED ROOFS SHALL BE ROOFED WITH MCA CLAY ROOF ONE PIECE S MISSION TILE; COLOR TBD FROM MANUFACTURER'S STANDARD RANGE. TILE SHALL BE WIRE ATTACHED, OVER 30LB ROOF FELT OVER MODIFIED BASE SHEET OVER 1/2" DENS DECK OVER R-30 RIGID FOAM INSULATION OVER STRUCTURAL METAL DECK.

10. HOLLOW METAL DOORS AND FRAMES SHALL BE SHOP PRIMED AND FIELD PAINTED.

11. POWDER COATED STAINLESS STEEL DOORS SHALL BE PROVIDED AT CHILLER ROOM IN MECHANICAL YARD

12. RAIN GUTTER AND DOWNSPOUT AT NORTH SIDE OF HIP ROOF OVER MAIN LOBBY SHALL BE COPPER WITH DOWNSPOUTS, BRACKETS, TRIMS, ETC. ALSO OF COPPER.

13. ARCHITECTURAL DECORATIVE "BALCONY" RAILING IRON WORK SHALL BE WROUGHT IRON

14. EXTERIOR LIGHT FIXTURES SHOWN FOR REFERENCE. SEE LIGHTING DESIGN PLANS FOR FIXTURE QUANTIES, TYPES AND LOCATIONS.

15. LOW SLOPE ROOF ASSEMBLIES PER ROOF PLAN. SINGLE PLY PVC ROOFING OVER 1/2" DENS DECK OVER R-30 RIGID FOAM INSULATION OVER STRUCTURAL DECK.

16. EXTERIOR SOFFITS SHALL BE INTEGRAL COLOR, 3 COAT, PORTLAND CEMENT PLASTER OVER LATH OVER EXTERIOR GYPSUM SOFFIT BOARD. VENT SCREEDS, CONTROL JOINTS, AND EXPANSION JOINTS AS REQUIRED FOR CRACK ISOLATION, MOVEMENT, AND VENTILATION.

17. WOOD TRELLIS AT NORTH BALCONY. 6X12 ROUGH SAWN WOOD BEAMS WITH OPAQUE DARK STAIN.

18. ELEVATOR PITS SHALL EXTEND MINIMUM OF 5'-0" BELOW EVENT LEVEL FINISH FLOOR AND SHALL BE CONSTRUCTED OF CAST IN PLACE CONCRETE WALLS PER STRUCTURAL. WALLS SHALL BE WATERPROOFED VIA BENTONITE SHEET WATERPROOFING AND DRAINAGE MAT.

BUILDING AND WALL SECTION TYPICAL NOTES

CALIFORNIA BAPTIST UNIVERSITY

EVENTS CENTER

8431 DIANA AVENUE, RIVERSIDE, CA

ISSUE FOR CONSTRUCTION 01-22-2016

REVISIONS:

	DESCRIPTION	DATE

DATE ISSUED: 01/22/2016

SVA PROJECT NO: 2014-40129

SCALE: As indicated

SHEET NUMBER: A310

SHEET TITLE:

WALL SECTIONS

3 MACARTHUR PLACE, SUITE 850 SANTA ANA, CA 92707

T 949.809.3380 WWW.SVA-ARCHITECTS.COM

THIS DOCUMENT CONTAINS INFORMATION PROPRIETARY TO SVA ARCHITECTS INC. AND IS FURNISHED IN CONFIDENCE FOR THE LIMITED PURPOSE OF REVIEW, DISCUSSION, AND/OR EXECUTION OF A CONTRACT WITH SVA. IT MAY NOT BE USED FOR ANY OTHER PURPOSE AND MAY NOT BE REPRODUCED OR DISCLOSED TO OTHERS WITHOUT THE PRIOR WRITTEN CONSENT OF SVA ARCHITECTS INC. ALL RIGHTS RESERVED, © COPYRIGHT 2015.

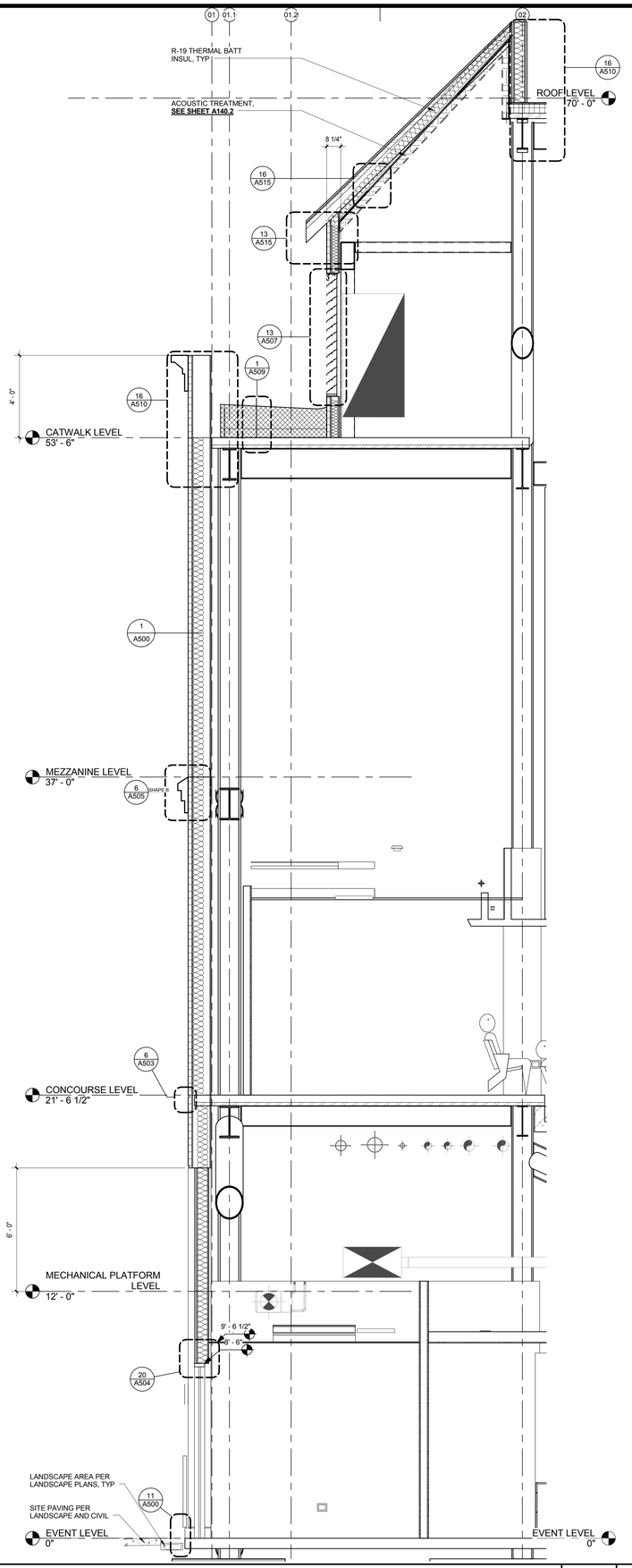

WALL SECTION AT WEST WALL | 3/8" = 1'-0" | 3

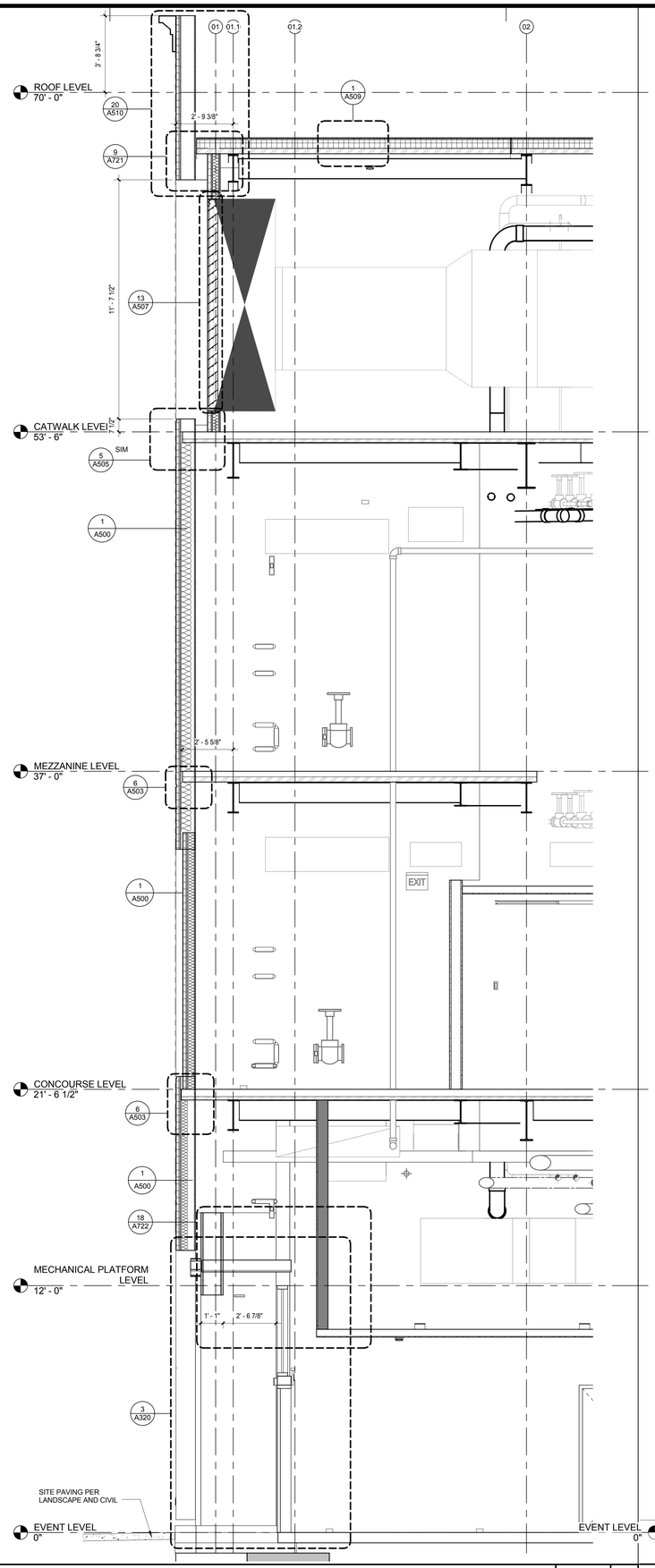

WALL SECTION AT WEST ENTRY | 3/8" = 1'-0" | 2

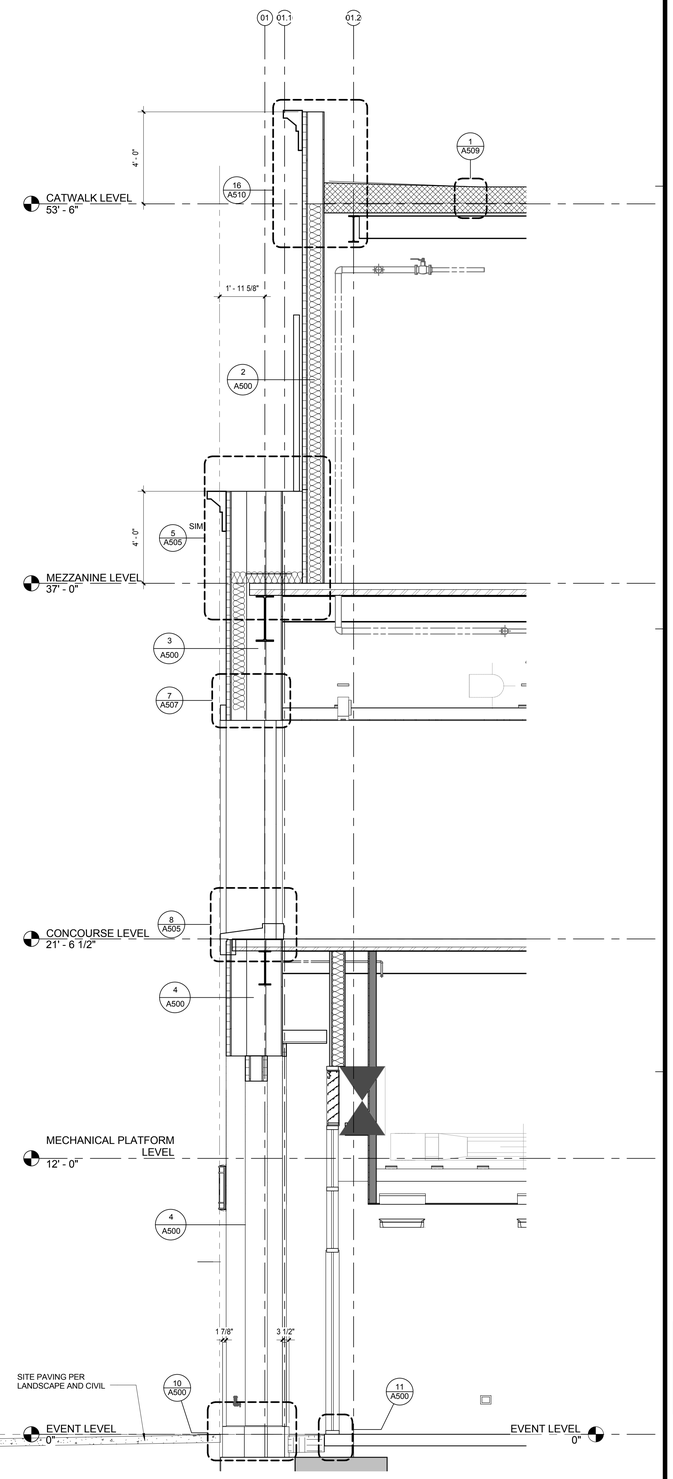

WALL SECTION AT E & W OFFICE | 3/8" = 1'-0" | 1

CALIFORNIA BAPTIST UNIVERSITY

EVENTS CENTER

8431 DIANA AVENUE, RIVERSIDE, CA

ISSUE FOR CONSTRUCTION 01-22-2016

REVISIONS:

	DESCRIPTION	DATE

DATE ISSUED: 01/22/2016

SVA PROJECT NO: 2014-40129

SCALE: 3/8" = 1'-0"

SHEET NUMBER: A311

SHEET TITLE:

WALL SECTIONS

ARCHITECTS

3 MACARTHUR PLACE, SUITE 850 SANTA ANA, CA 92707

T 949.809.3380 WWW.SVA-ARCHITECTS.COM

THIS DOCUMENT CONTAINS INFORMATION PROPRIETARY TO SVA ARCHITECTS INC., AND IS FURNISHED IN CONFIDENCE FOR THE LIMITED PURPOSE OF EVALUATION, BIDDING OR REVIEW. THIS DOCUMENT OR ITS CONTENTS MAY NOT BE USED FOR ANY OTHER PURPOSE AND MAY NOT BE REPRODUCED OR DISCLOSED TO OTHERS WITHOUT THE PRIOR WRITTEN CONSENT OF SVA ARCHITECTS INC. ALL RIGHTS RESERVED, © COPYRIGHT 2015.

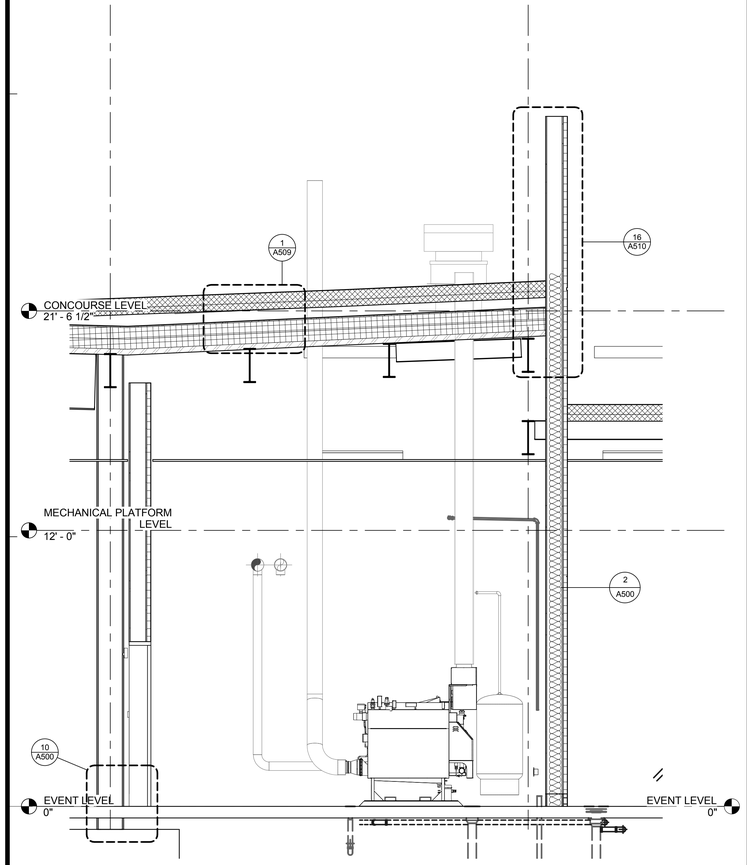

WALL SECTION AT MEP PLANT | 3/8" = 1'-0" | **4**

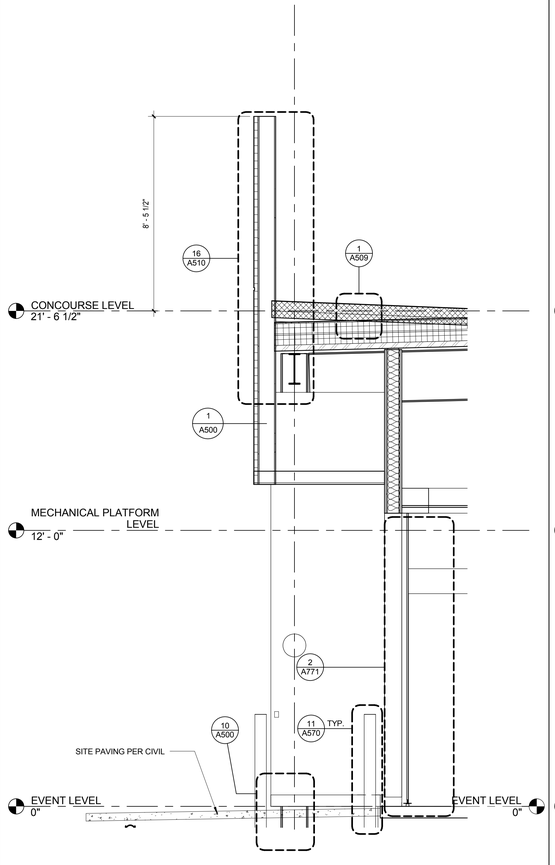

WALL SECTION AT SOUTH DOCK INSET | 3/8" = 1'-0" | **3**

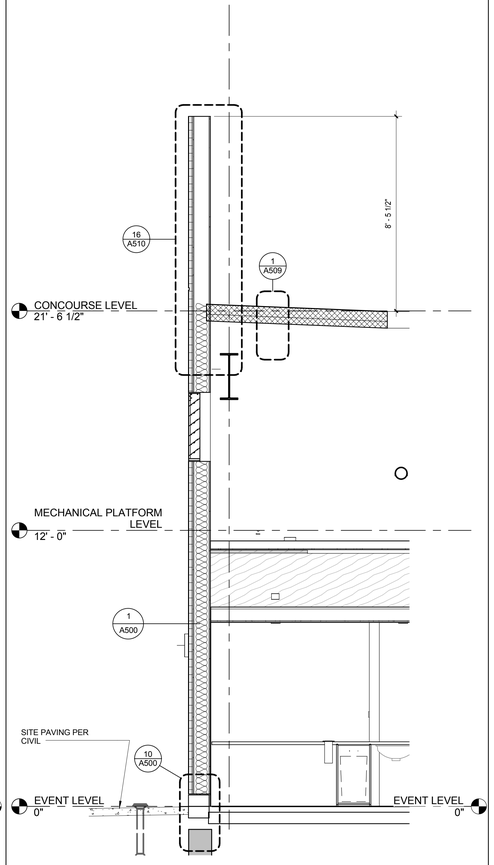

WALL SECTION AT SOUTH END | 3/8" = 1'-0" | **2**

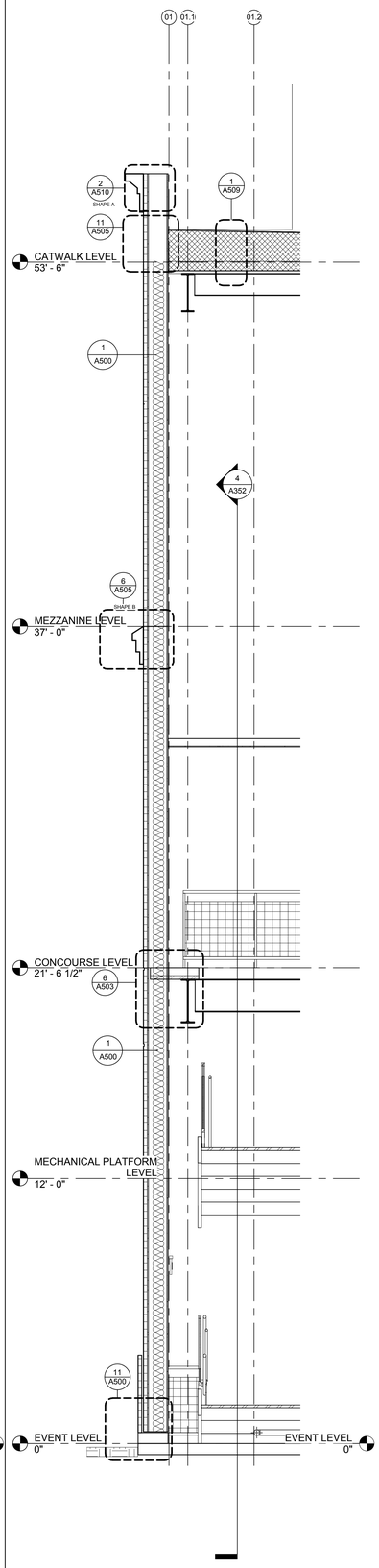

WALL SECTION AT EAST STAIR TOWER | 3/8" = 1'-0" | **1**

CALIFORNIA BAPTIST UNIVERSITY

EVENTS CENTER

8431 DIANA AVENUE, RIVERSIDE, CA

ISSUE FOR CONSTRUCTION
01-22-2016

REVISIONS:

	DESCRIPTION	DATE

DATE ISSUED: 01/22/2016

SVA PROJECT NO: 2014-40129

SCALE: 3/8" = 1'-0"

SHEET NUMBER: **A312**

SHEET TITLE:

WALL SECTIONS

3 MACARTHUR PLACE, SUITE 850 SANTA ANA, CA 92707
T 949.809.3380 WWW.SVA-ARCHITECTS.COM

THIS DOCUMENT CONTAINS INFORMATION PROPRIETARY TO SVA ARCHITECTS INC., AND IS FURNISHED IN CONFIDENCE FOR THE LIMITED PURPOSE OF REVIEW BY THE RECIPIENT. NO PART OF THIS DOCUMENT MAY BE USED FOR ANY OTHER PURPOSE AND MAY NOT BE REPRODUCED OR DISCLOSED TO OTHERS WITHOUT THE PRIOR WRITTEN CONSENT OF SVA ARCHITECTS INC. ALL RIGHTS RESERVED, © COPYRIGHT 2015.

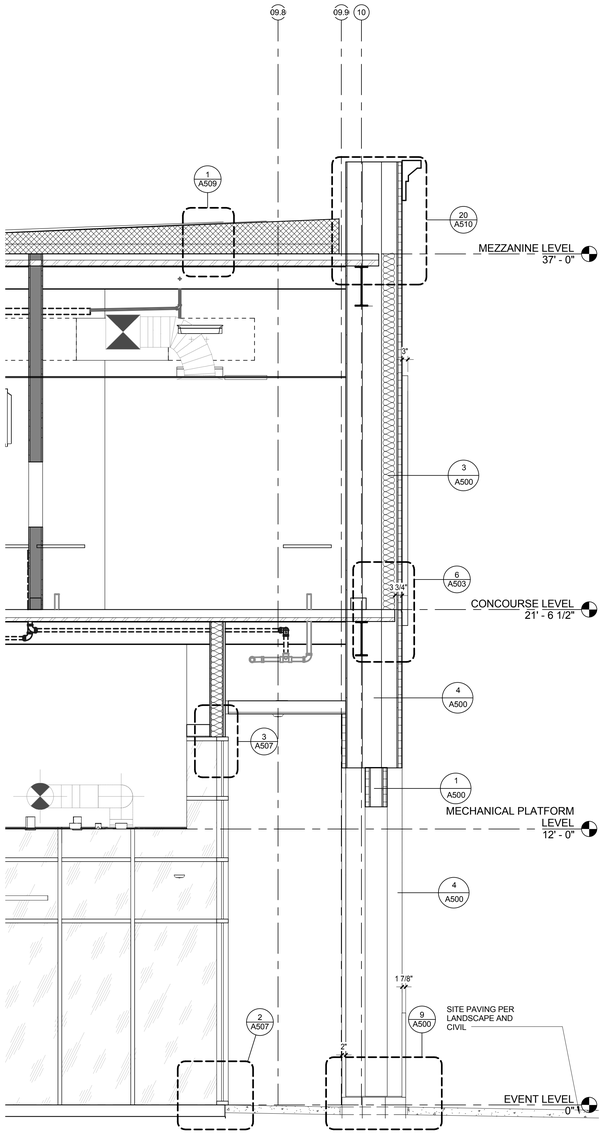

Wall section @ North-East Conference Area 1 | 3/8" = 1'-0" | 3

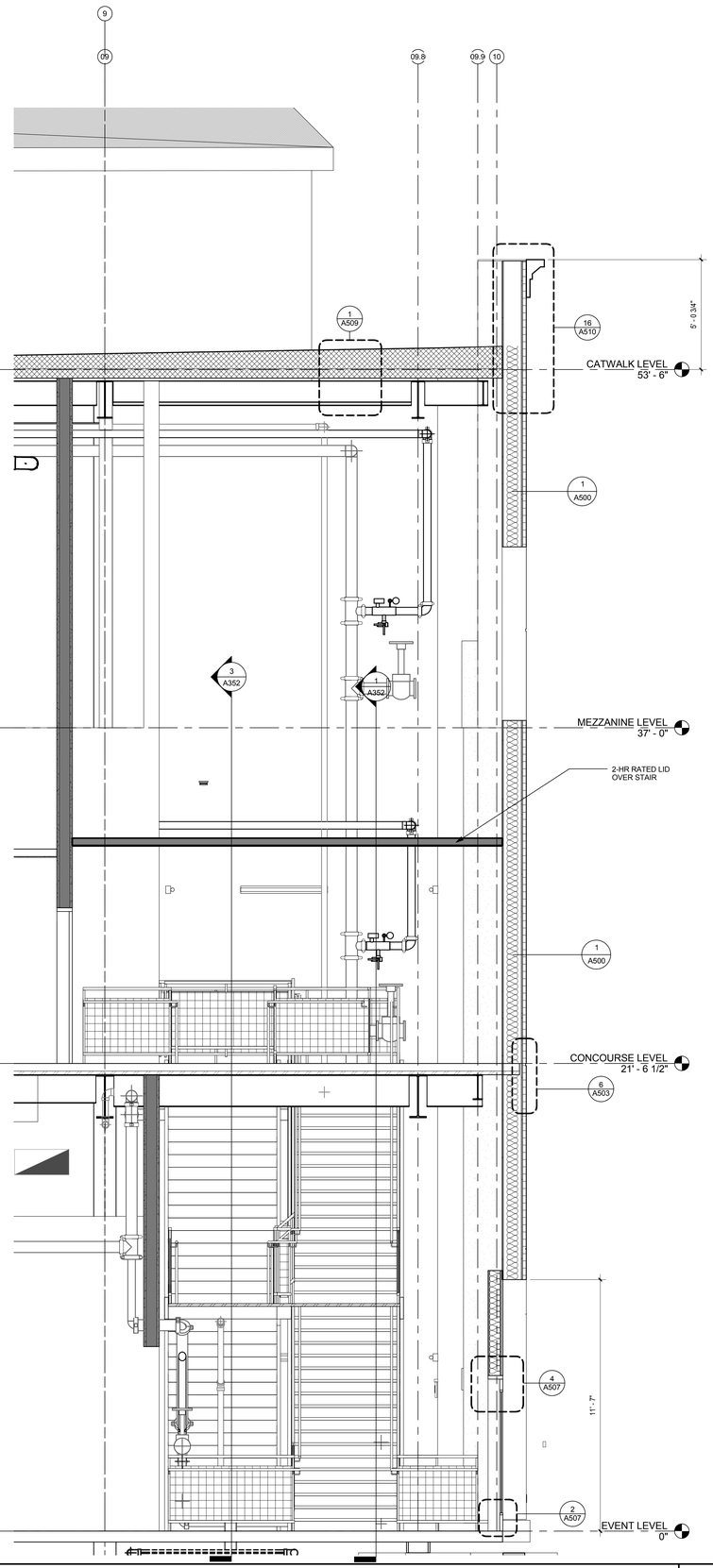

EAST/WEST SECTION 1 - STAIR 3 | 3/8" = 1'-0" | 2

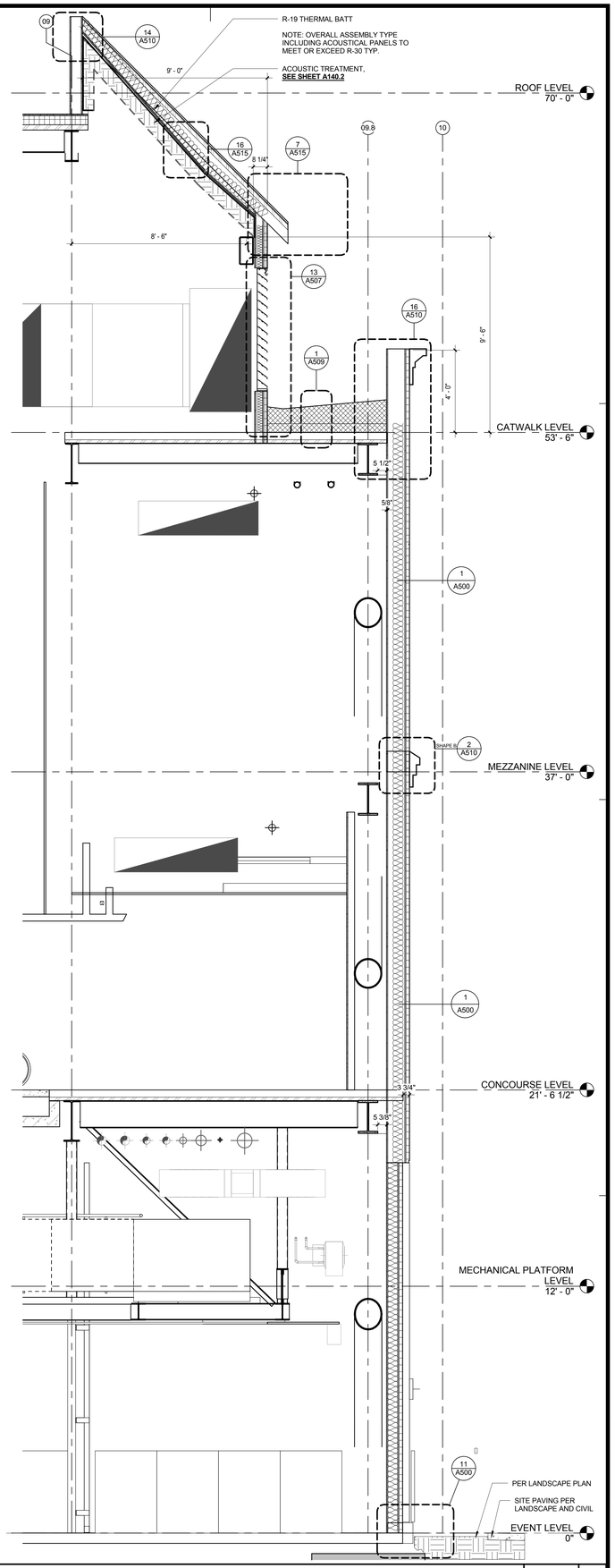

WALL SECTION @ D103-EAST WALL | 3/8" = 1'-0" | 1

CALIFORNIA BAPTIST UNIVERSITY

EVENTS CENTER

8431 DIANA AVENUE, RIVERSIDE, CA

ISSUE FOR CONSTRUCTION
01-22-2016

REVISIONS:

	DESCRIPTION	DATE

DATE ISSUED: 01/22/2016
SVA PROJECT NO: 2014-40129
SCALE: 3/8" = 1'-0"

SHEET NUMBER: A313

SHEET TITLE:

WALL SECTIONS

ARCHITECTS
3 MACARTHUR PLACE, SUITE 850 SANTA ANA, CA 92707
T 949.809.3380 WWW.SVA-ARCHITECTS.COM

THIS DOCUMENT CONTAINS INFORMATION PROPRIETARY TO SVA ARCHITECTS INC. AND IS FURNISHED IN CONFIDENCE FOR THE LIMITED PURPOSE OF EVALUATION, BIDDING OR REVIEW. THIS DOCUMENT OR ITS CONTENTS MAY NOT BE USED FOR ANY OTHER PURPOSE AND MAY NOT BE REPRODUCED OR DISCLOSED TO OTHERS WITHOUT THE PRIOR WRITTEN CONSENT OF SVA ARCHITECTS INC. ALL RIGHTS RESERVED, © COPYRIGHT 2015.

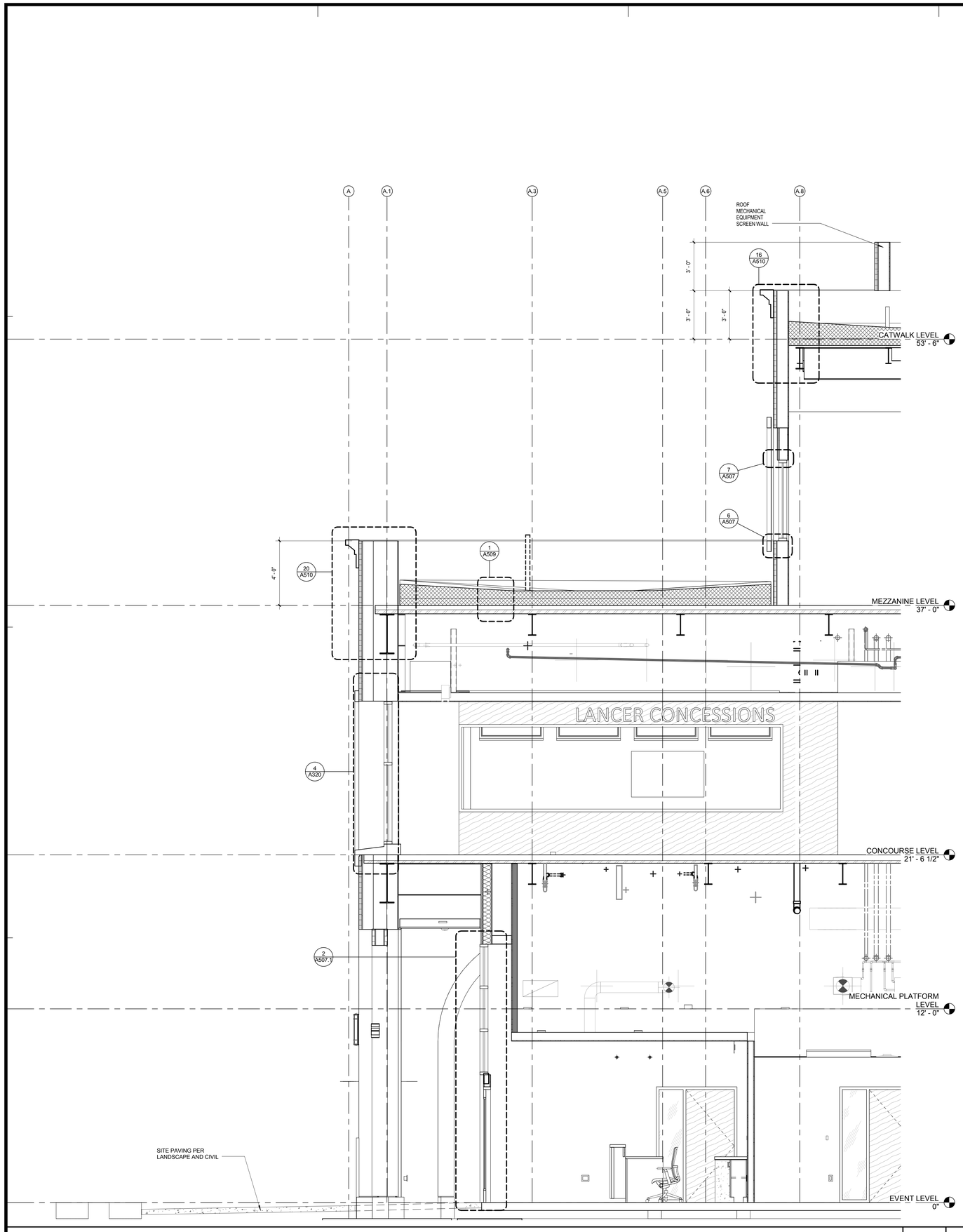

WALL SECTION AT NORTH BLDG ADMIN

3/8" = 1'-0"

2

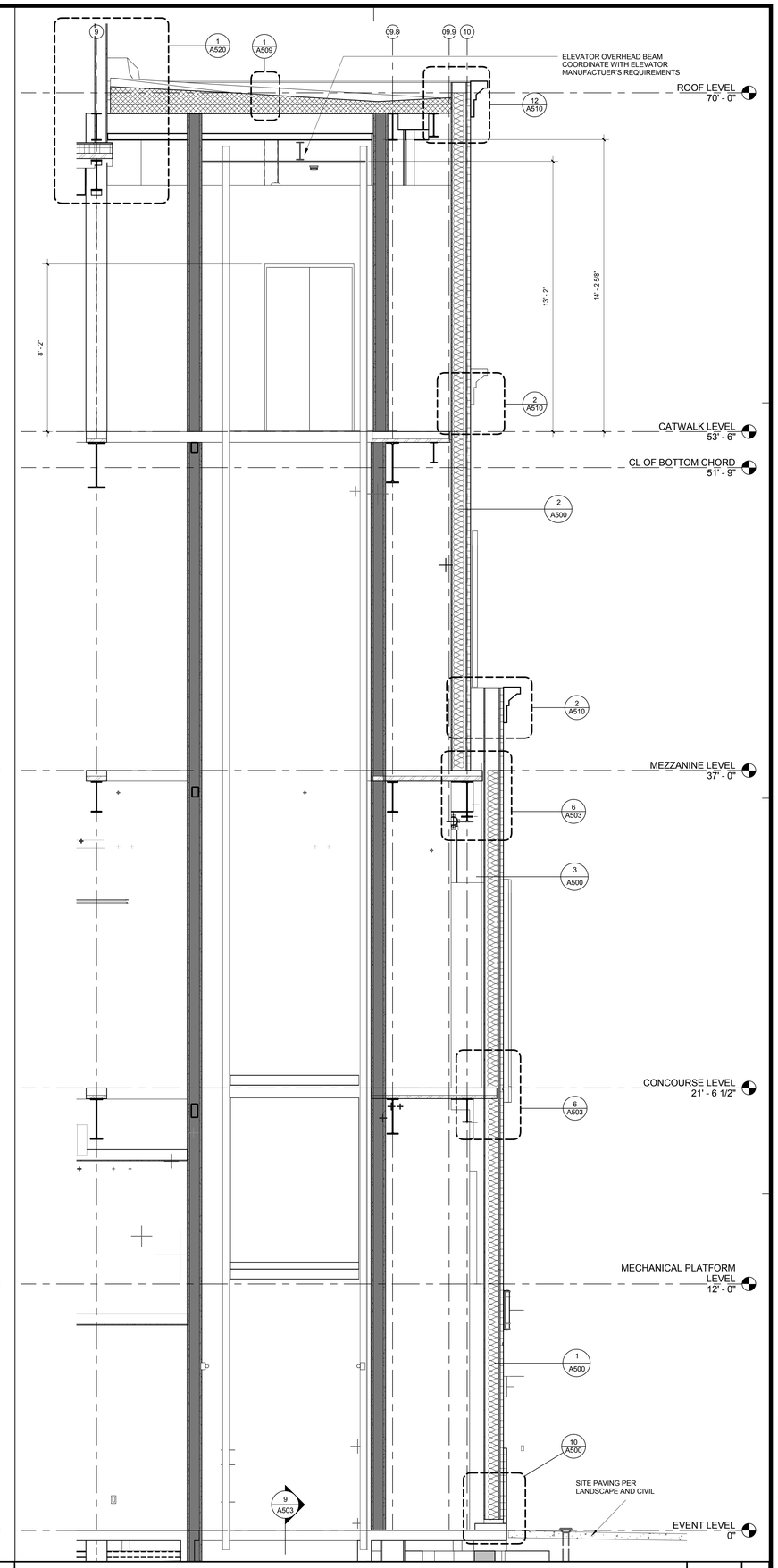

WALL SECTION AT EAST SIDE OF SERVICE ELEVATOR

3/8" = 1'-0"

1

CALIFORNIA BAPTIST UNIVERSITY

EVENTS CENTER

8431 DIANA AVENUE, RIVERSIDE, CA

ISSUE FOR CONSTRUCTION
01-22-2016

REVISIONS:

	DESCRIPTION	DATE

DATE ISSUED: 01/22/2016

SVA PROJECT NO: 2014-40129

SCALE: 3/8" = 1'-0"

SHEET NUMBER: A314

SHEET TITLE:

WALL SECTIONS

ARCHITECTS

3 MACARTHUR PLACE, SUITE 850 SANTA ANA, CA 92707
T 949.809.3380 WWW.SVA-ARCHITECTS.COM

THIS DOCUMENT CONTAINS INFORMATION PROPRIETARY TO SVA ARCHITECTS INC. AND IS FURNISHED IN CONFIDENCE FOR THE LIMITED PURPOSE OF EVALUATION, BIDDING OR REVIEW. THIS DOCUMENT OR ITS CONTENTS MAY NOT BE USED FOR ANY OTHER PURPOSE AND MAY NOT BE REPRODUCED OR DISCLOSED TO OTHERS WITHOUT THE PRIOR WRITTEN CONSENT OF SVA ARCHITECTS INC. ALL RIGHTS RESERVED, © COPYRIGHT 2015.

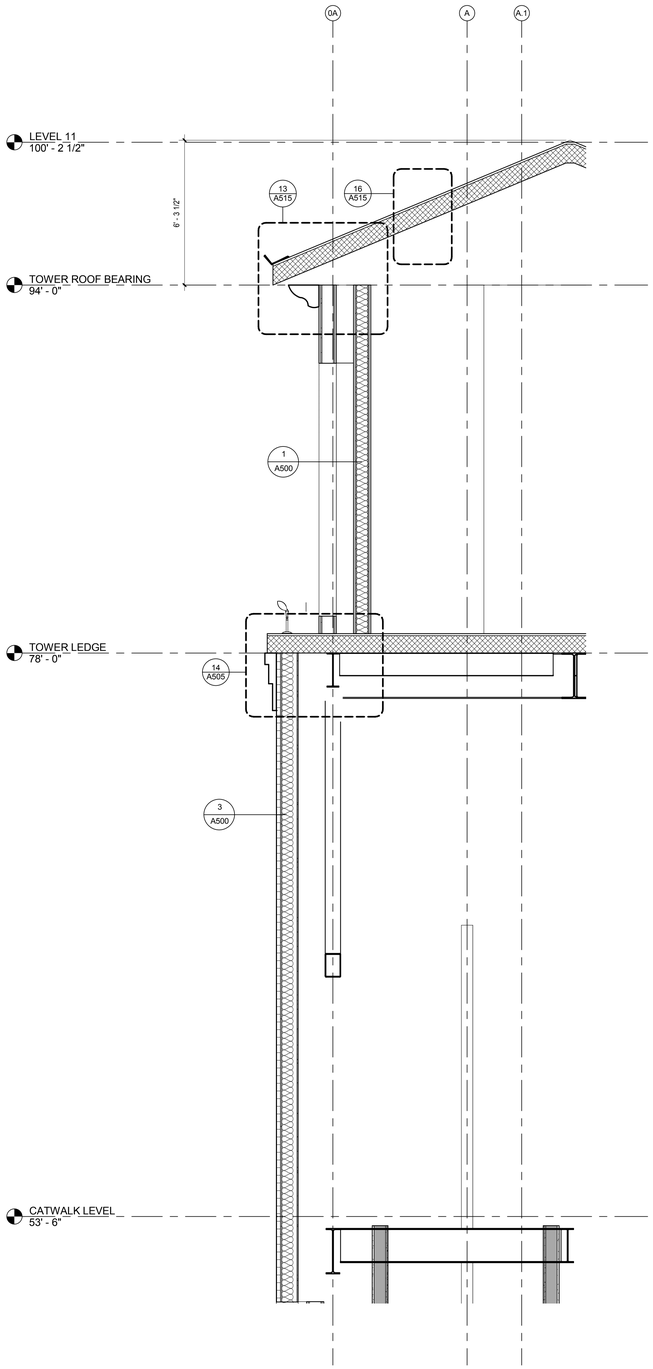

WALL SECTION TOWER UPPER NORTH | 3/8" = 1'-0" | 3

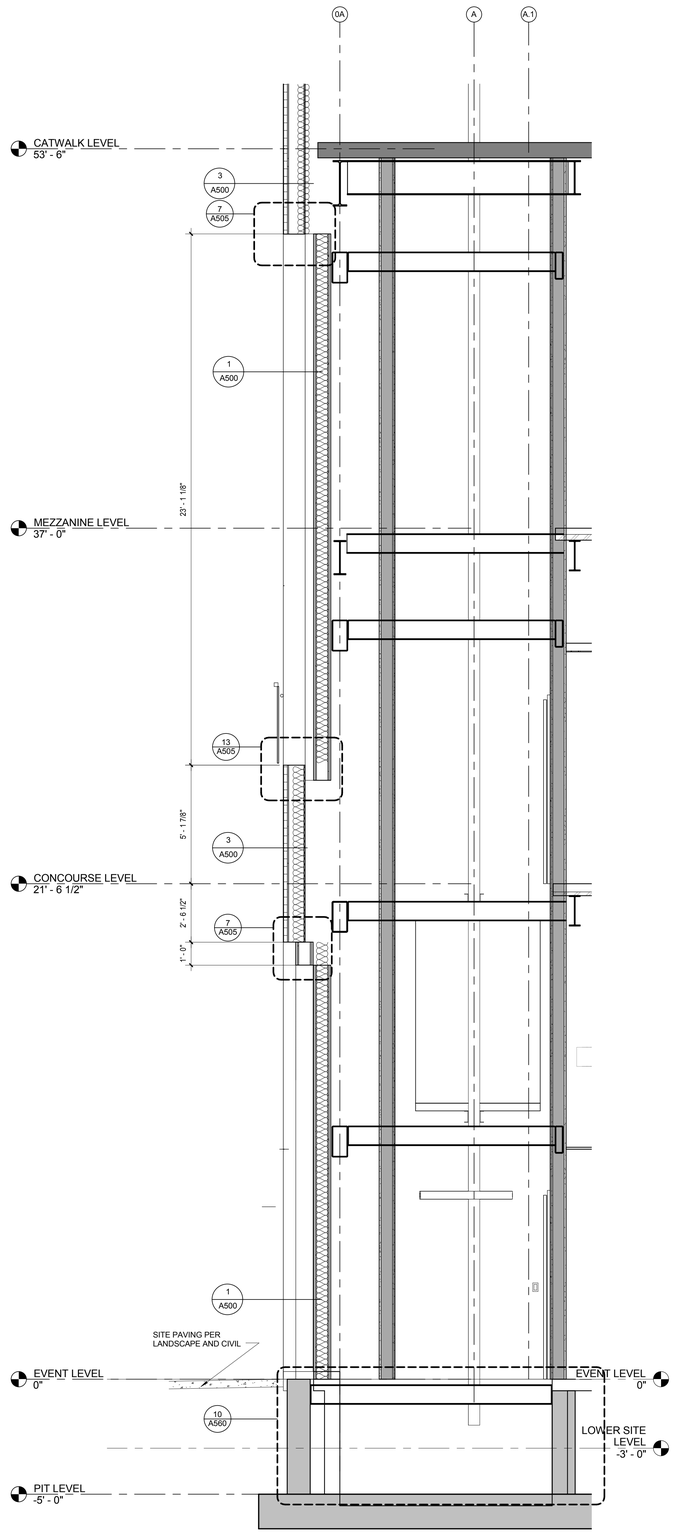

WALL SECTION TOWER LOWER NORTH | 3/8" = 1'-0" | 2

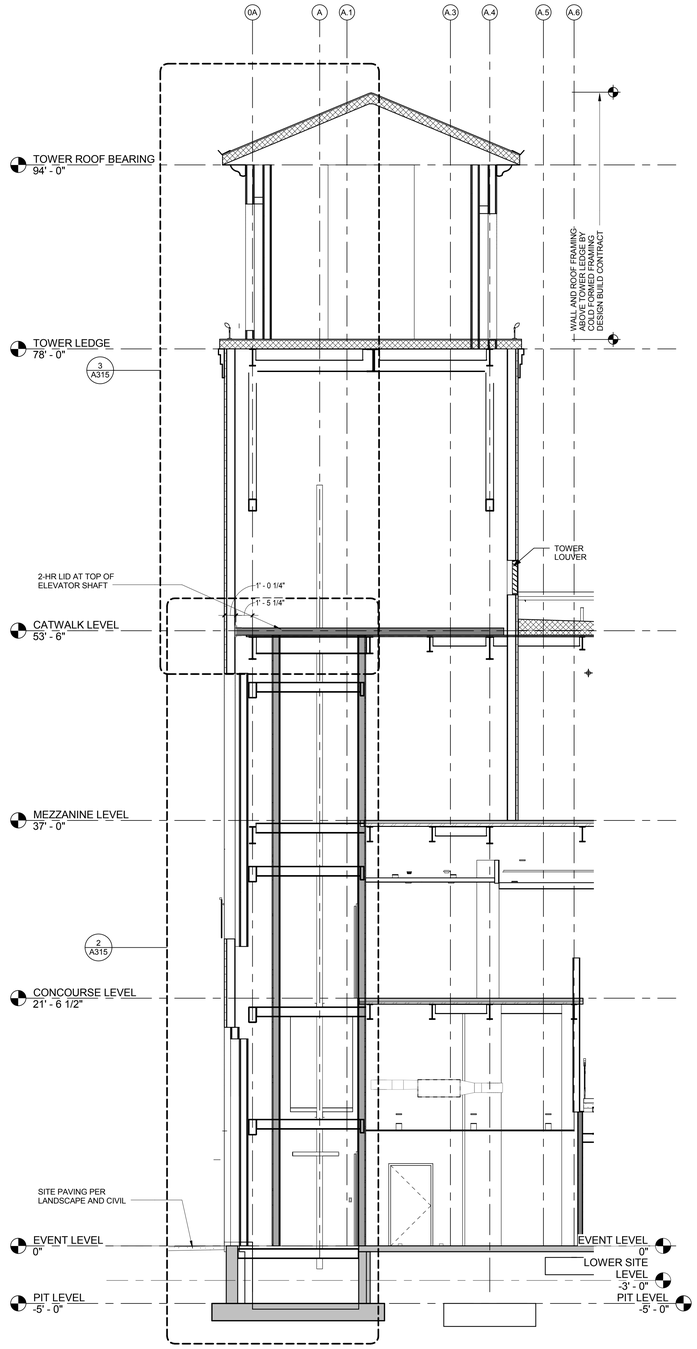

WALL SECTION - TOWER | 3/16" = 1'-0" | 1

CALIFORNIA BAPTIST UNIVERSITY

EVENTS CENTER

8431 DIANA AVENUE, RIVERSIDE, CA

ISSUE FOR CONSTRUCTION
01-22-2016

REVISIONS:

	DESCRIPTION	DATE

DATE ISSUED: 01/22/2016

SVA PROJECT NO: 2014-40129

SCALE: As indicated

SHEET NUMBER: A315

SHEET TITLE:

WALL SECTIONS

3 MACARTHUR PLACE, SUITE 850 SANTA ANA, CA 92707
T 949.809.3380 WWW.SVA-ARCHITECTS.COM

THIS DOCUMENT CONTAINS INFORMATION PROPRIETARY TO SVA ARCHITECTS INC. AND IS FURNISHED IN CONFIDENCE FOR THE LIMITED PURPOSE OF EVALUATION, BIDDING OR REVIEW. THIS DOCUMENT OR ITS CONTENTS MAY NOT BE USED FOR ANY OTHER PURPOSE AND MAY NOT BE REPRODUCED OR DISCLOSED TO OTHERS WITHOUT THE PRIOR WRITTEN CONSENT OF SVA ARCHITECTS INC. ALL RIGHTS RESERVED. © COPYRIGHT 2015.

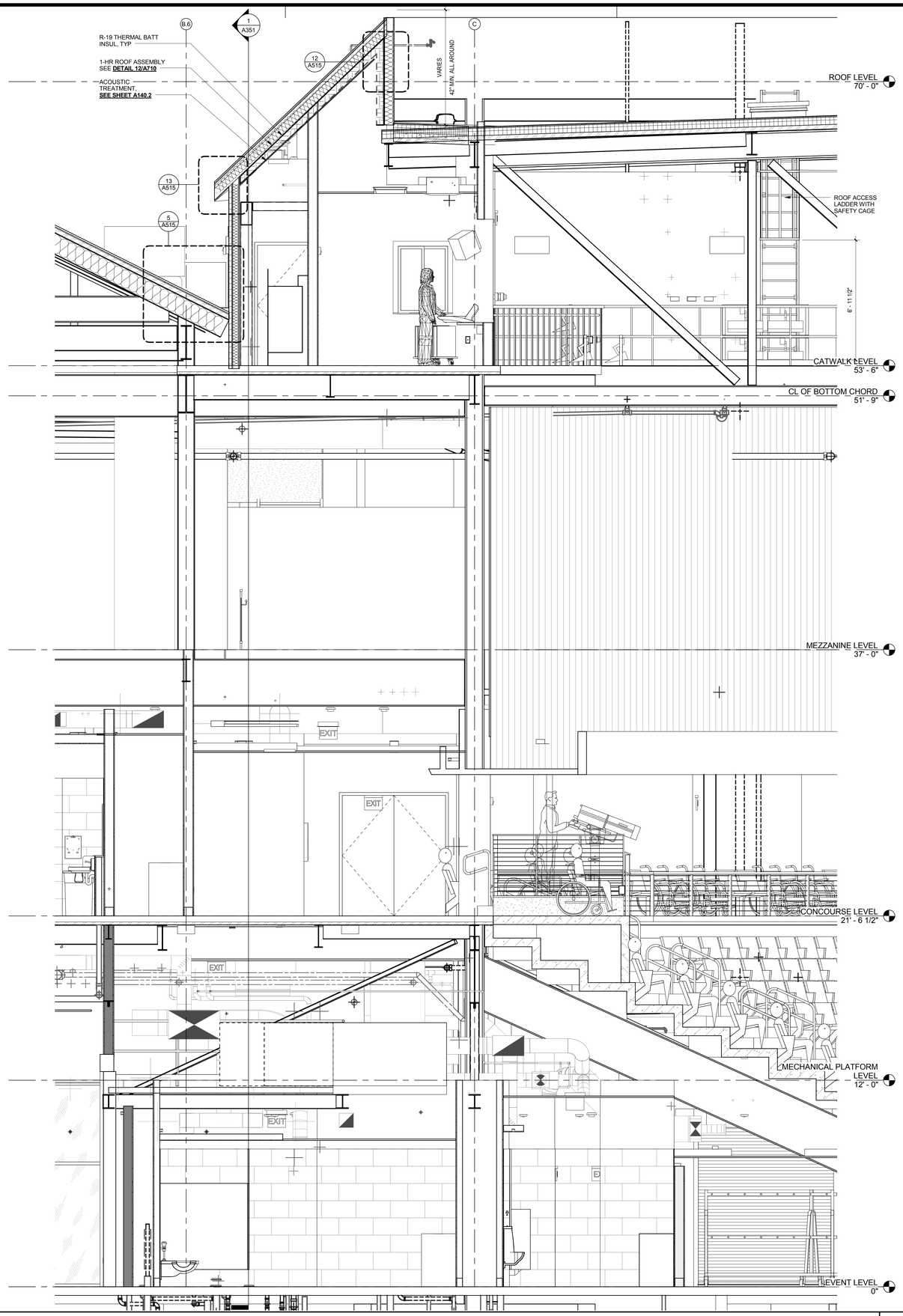

WALL SECTION - BOWL AT GL C | 3/8" = 1'-0" | 3

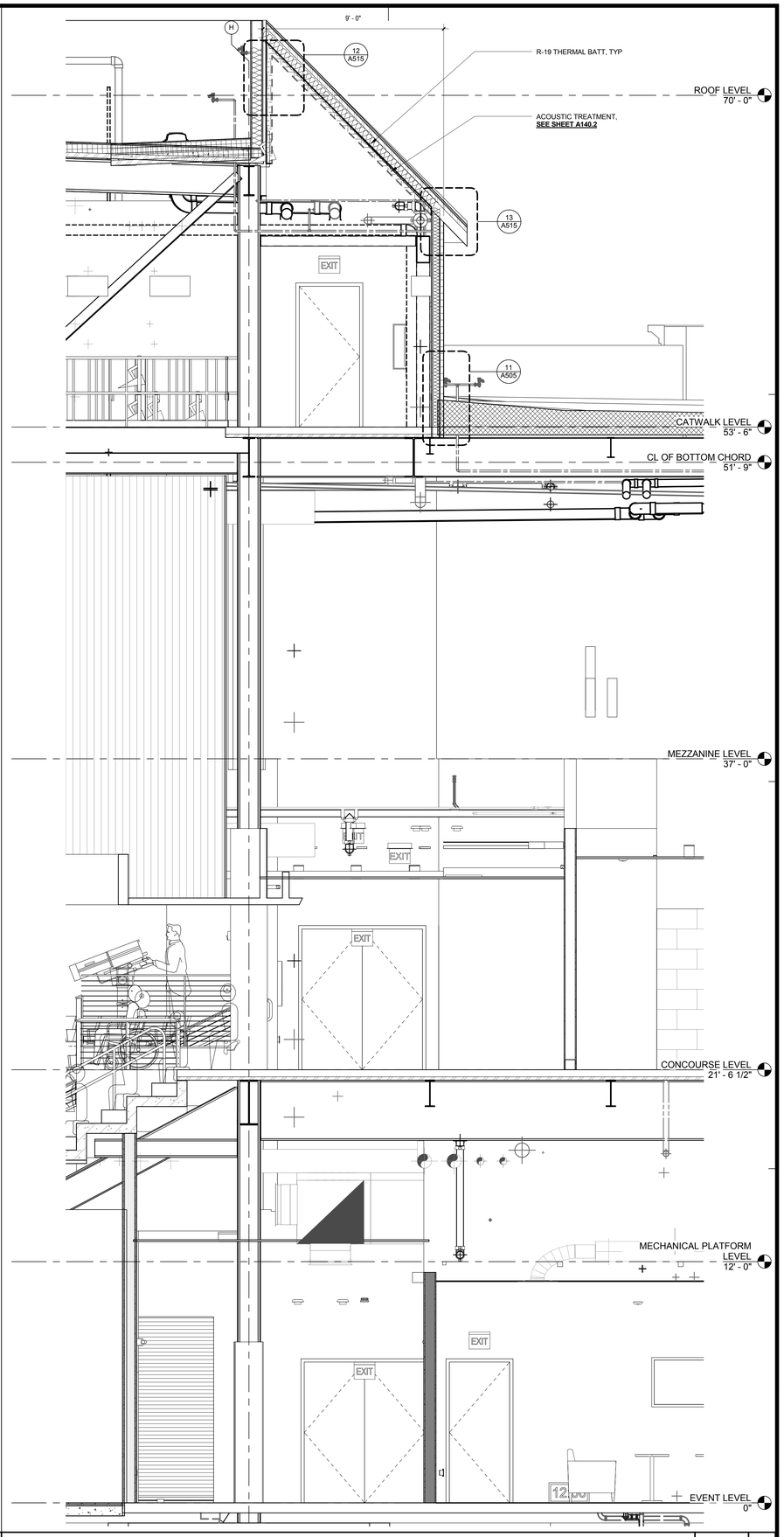

WALL SECTION - BOWL AT GL H | 3/8" = 1'-0" | 1

CALIFORNIA BAPTIST UNIVERSITY
EVENTS CENTER

8431 DIANA AVENUE, RIVERSIDE, CA

ISSUE FOR CONSTRUCTION
01-22-2016

REVISIONS:

	DESCRIPTION	DATE

DATE ISSUED: 01/22/2016
SVA PROJECT NO: 2014-40129
SCALE: 3/8" = 1'-0"

SHEET NUMBER: A316
SHEET TITLE:

WALL SECTIONS

3 MACARTHUR PLACE, SUITE 850 SANTA ANA, CA 92707
T 949.809.3380 WWW.SVA-ARCHITECTS.COM

THIS DOCUMENT CONTAINS INFORMATION PROPRIETARY TO SVA ARCHITECTS INC., AND IS FURNISHED IN CONFIDENCE FOR THE LIMITED PURPOSE OF REVIEW BY THE RECIPIENT. REPRODUCTION OF THESE DRAWINGS OR CONTENTS MAY NOT BE USED FOR ANY OTHER PURPOSE AND MAY NOT BE REPRODUCED OR DISCLOSED TO OTHERS WITHOUT THE PRIOR WRITTEN CONSENT OF SVA ARCHITECTS INC. ALL RIGHTS RESERVED, © COPYRIGHT 2015.

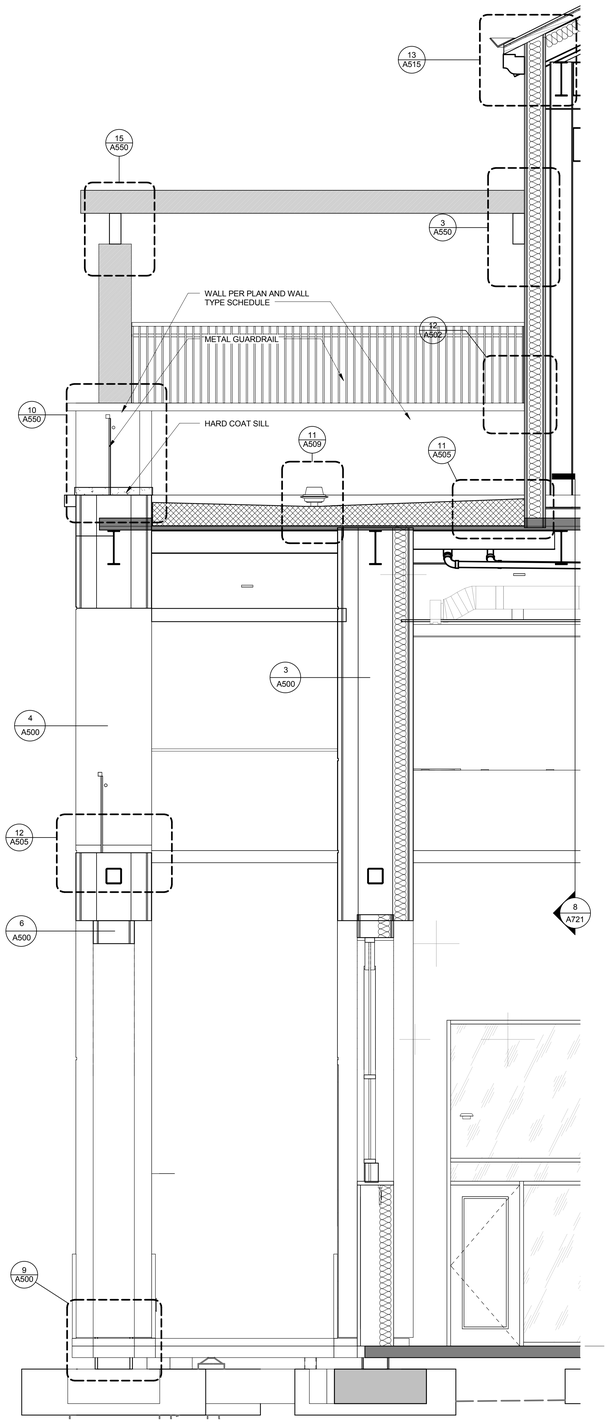

STOREFRONT CURTAIN WALL SECTION | 3/8" = 1'-0" | 2

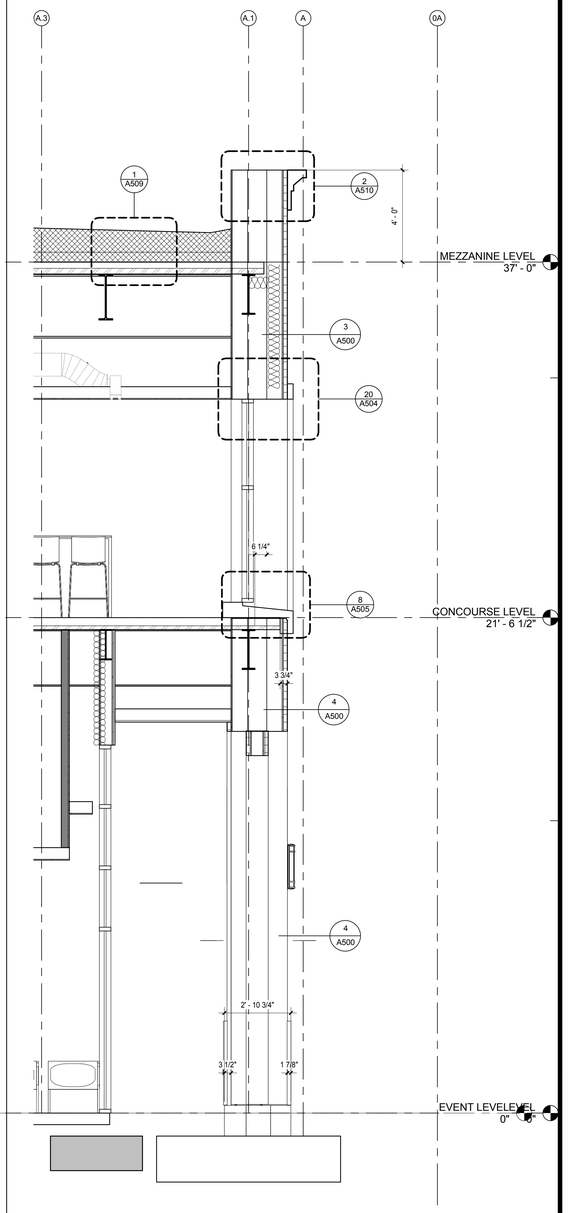

WALL SECTION AT ATHLETIC ADMIN NORTH | 3/8" = 1'-0" | 1

CALIFORNIA BAPTIST UNIVERSITY

EVENTS CENTER

8431 DIANA AVENUE, RIVERSIDE, CA

ISSUE FOR CONSTRUCTION
01-22-2016

REVISIONS:

	DESCRIPTION	DATE

DATE ISSUED: 01/22/2016
SVA PROJECT NO: 2014-40129
SCALE: 3/8" = 1'-0"

SHEET NUMBER: A317
SHEET TITLE:

WALL SECTIONS

3 MACARTHUR PLACE, SUITE 850 SANTA ANA, CA 92707
T 949.809.3380 WWW.SVA-ARCHITECTS.COM

THIS DOCUMENT CONTAINS INFORMATION PROPRIETARY TO SVA ARCHITECTS INC. AND IS FURNISHED IN CONFIDENCE FOR THE LIMITED PURPOSE OF EVALUATION, BIDDING OR REVIEW. THIS DOCUMENT OR ITS CONTENTS MAY NOT BE USED FOR ANY OTHER PURPOSE AND MAY NOT BE REPRODUCED OR DISCLOSED TO OTHERS WITHOUT THE PRIOR WRITTEN CONSENT OF SVA ARCHITECTS INC. ALL RIGHTS RESERVED, © COPYRIGHT 2015.

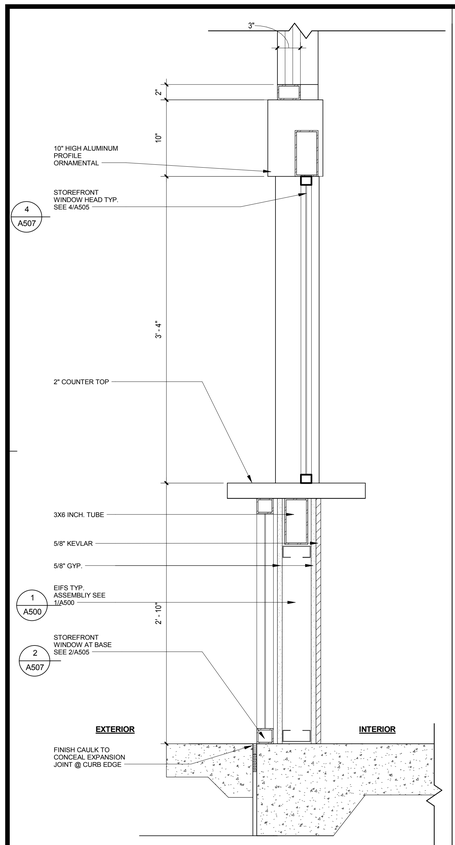

SECTION @ TYP. TICKET WINDOWS | 1 1/2" = 1'-0" | 5

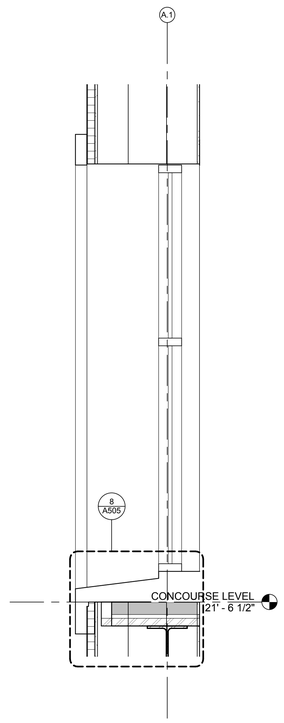

SECTION AT CONCOURSE WINDOW | 3/4" = 1'-0" | 4

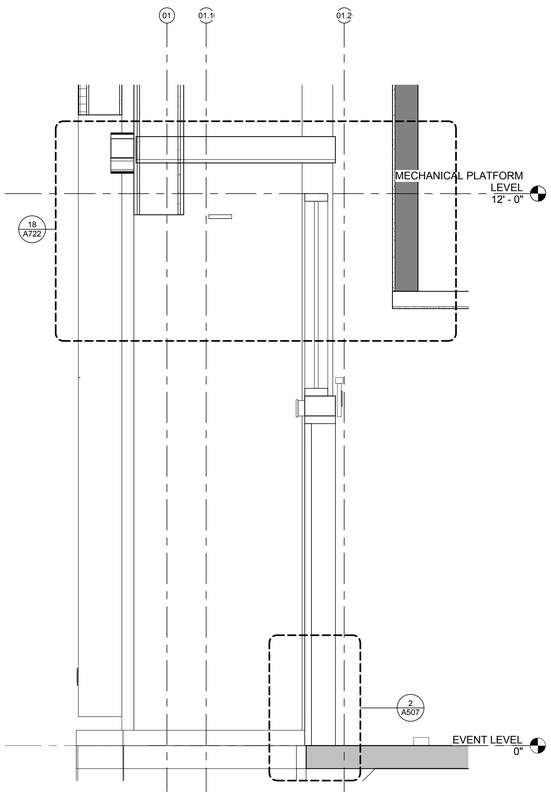

STOREFRONT SECTION AT WEST ENTRY | 3/4" = 1'-0" | 3

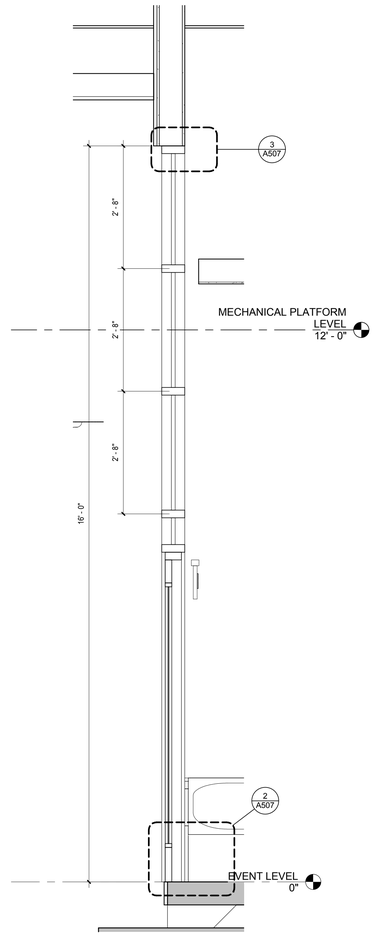

WALL SECTION AT ADMIN OFFICE CURTAIN WALL | 3/4" = 1'-0" | 2

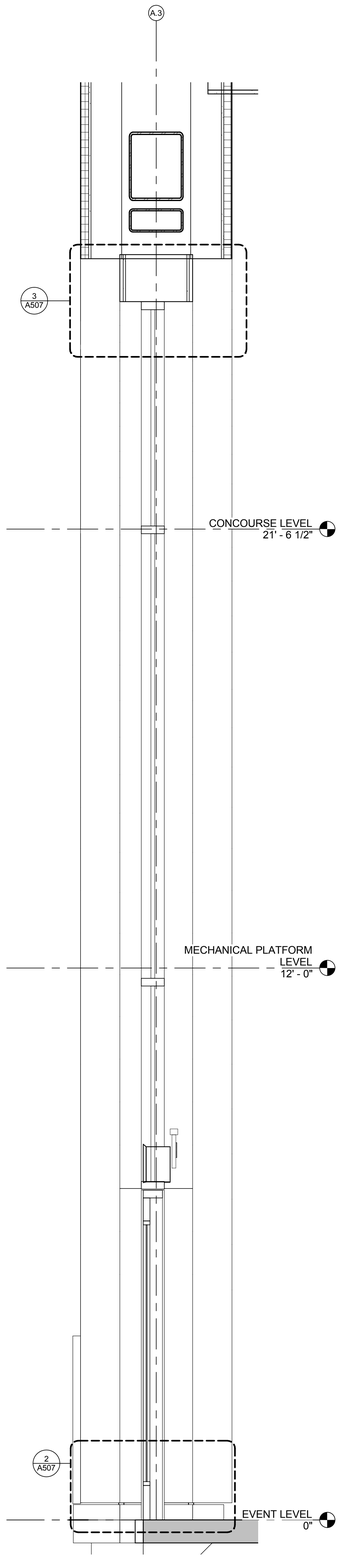

WALL SECTION AT NORTH LOBBY CURTAIN WALL | 3/4" = 1'-0" | 1

CALIFORNIA BAPTIST UNIVERSITY

EVENTS CENTER

8431 DIANA AVENUE, RIVERSIDE, CA

ISSUE FOR CONSTRUCTION
01-22-2016

REVISIONS:

	DESCRIPTION	DATE
△		
△		
△		
△		
△		
△		
△		
△		
△		
△		
△		

DATE ISSUED: 01/22/2016
SVA PROJECT NO: 2014-40129
SCALE: As indicated

SHEET NUMBER: A320
SHEET TITLE:

CURTAIN WALL SECTIONS

3 MACARTHUR PLACE, SUITE 850 SANTA ANA, CA 92707
T 949.809.3380 WWW.SVA-ARCHITECTS.COM

THIS DOCUMENT CONTAINS INFORMATION PROPRIETARY TO SVA ARCHITECTS INC. AND IS FURNISHED IN CONFIDENCE FOR THE LIMITED PURPOSE OF EVALUATION, BIDDING OR REVIEW. THIS DOCUMENT OR ITS CONTENTS MAY NOT BE USED FOR ANY OTHER PURPOSE AND MAY NOT BE REPRODUCED OR DISCLOSED TO OTHERS WITHOUT THE PRIOR WRITTEN CONSENT OF SVA ARCHITECTS INC. ALL RIGHTS RESERVED. © COPYRIGHT 2015.

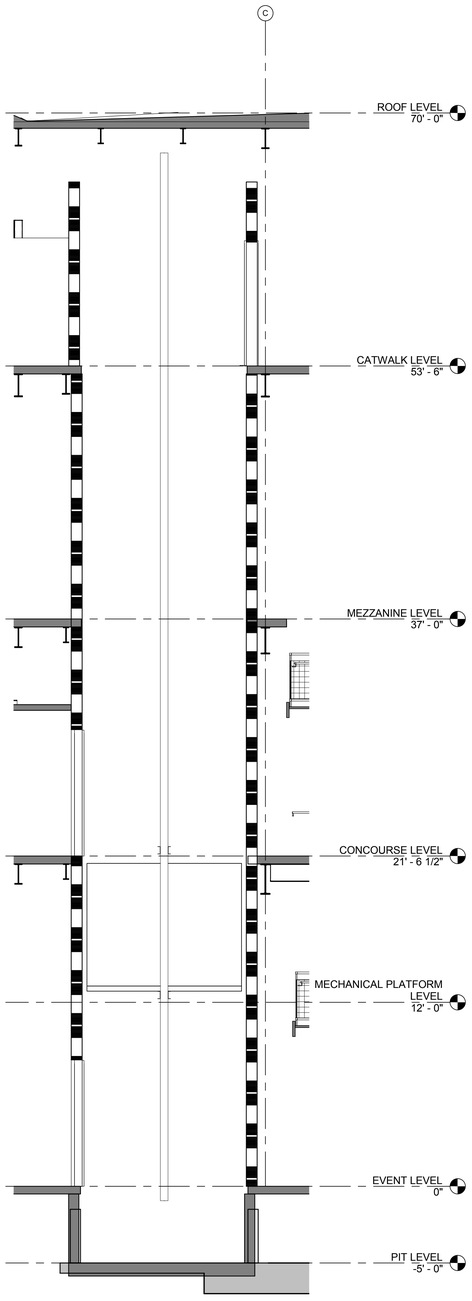

SECTION @ SERVICE ELEVATOR | 1/4" = 1'-0" | 3

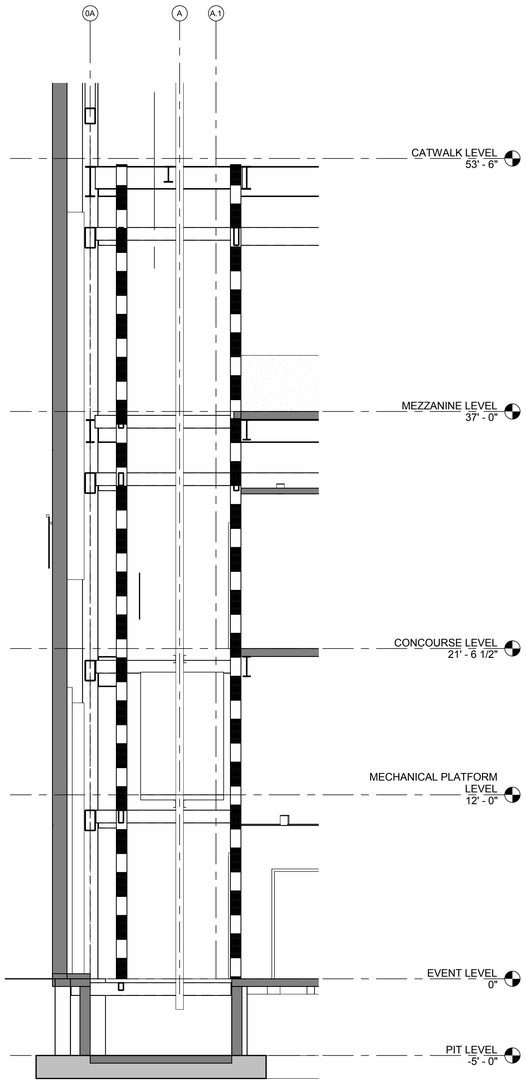

SECTION @ PASSENGER ELEVATOR SHAFT | 1/4" = 1'-0" | 2

SECTION TYPICAL NOTES

1. EIFS SYSTEM, TYPICAL.

2. EIFS WAINSCOT PANELS, 4' TALL ABOVE FINISH FLOOR; WHERE SHOWN AROUND BUILDING AND AT HIDDEN ELEVATIONS AT ARCHWAYS, ENTRIES, ETC.

3. EXTERIOR WALL FRAMING SHALL BE COLD FORMED METAL STUDS, 16" O.C., GAUGE AND SIZE TO SPAN AS REQUIRED.

4. EXTERIOR WALL FRAMING CAVITIES SHALL BE INSULATED WITH THERMAL BATTS AT ALL BUILDING ENVELOPE WALLS.

5. CURTAIN WALL / STOREFRONT CONSISTS OF THERMALLY BROKEN ALUMINUM FRAMING, DARK BRONZE ANODIZED. PROVIDE ALL STRUCTURAL STEEL REINFORCING REQUIERED FOR COMPLETE SYSTEM.

6. GLAZING SHALL BE 1" INSULATED GLAZING UNITS. PPG SOLAR BAN 70 XL LOW E WITH TINTED INTERIOR PANEL; COLOR TBD.

6. LOUVERS IN PLASTER WALLS SHALL BE ALUMINUM WITH POWDER COAT FINISH. COLOR TO BE SELECTED FROM THE FULL RANGE OF CUSTOM COLORS.

7. LOUVERS IN STOREFRONT / CURTAIN WALL LOCATIONS SHALL BE ALUMINUM, DARK BRONZE ANODIZED.

8. CORNICES AT PARAPETS, LEDGES AT MID WALL HEIGHT, WINDOW SURROUNDS, ARCHITECTURAL PROFILES SHALL BE SHAPED WITH RIGID FOAM INSULATION AND WRAPPED WITH FIBERGLAS MESH THEN PLASTERED OVER.

9. SLOPED ROOFS SHALL BE ROOFED WITH MCA CLAY ROOF ONE PIECE S MISSION TILE; COLOR TBD FROM MANUFACTURER'S STANDARD RANGE. TILE SHALL BE WIRE ATTACHED, OVER 30LB ROOF FELT OVER MODIFIED BASE SHEET OVER 1/2" DENS DECK OVER R-30 RIGID FOAM INSULATION OVER STRUCTURAL METAL DECK.

10. HOLLOW METAL DOORS AND FRAMES SHALL BE SHOP PRIMED AND FIELD PAINTED.

11. POWDER COATED STAINLESS STEEL DOORS SHALL BE PROVIDED AT CHILLER ROOM IN MECHANICAL YARD

12. RAIN GUTTER AND DOWNSPOUT AT NORTH SIDE OF HIP ROOF OVER MAIN LOBBY SHALL BE COPPER WITH DOWNSPOUTS, BRACKETS, TRIMS, ETC. ALSO OF COPPER.

13. ARCHITECTURAL DECORATIVE "BALCONY" RAILING IRON WORK SHALL BE WROUGHT IRON

14. EXTERIOR LIGHT FIXTURES SHOWN FOR REFERENCE. SEE LIGHTING DESIGN PLANS FOR FIXTURE QUANTIES, TYPES AND LOCATIONS.

15. LOW SLOPE ROOF ASSEMBLIES PER ROOF PLAN. SINGLE PLY PVC ROOFING OVER 1/2" DENS DECK OVER R-30 RIGID FOAM INSULATION OVER STRUCTURAL DECK.

16. EXTERIOR SOFFITS SHALL BE INTEGRAL COLOR, 3 COAT, PORTLAND CEMENT PLASTER OVER LATH OVER EXTERIOR GYPSUM SOFFIT BOARD. VENT SCREEDS, CONTROL JOINTS, AND EXPANSION JOINTS AS REQUIRED FOR CRACK ISOLATION, MOVEMENT, AND VENTILATION.

17. WOOD TRELLIS AT NORTH BALCONY. 6X12 ROUGH SAWN WOOD BEAMS WITH OPAQUE DARK STAIN.

18. ELEVATOR PITS SHALL EXTEND MINIMUM OF 5'-0" BELOW EVENT LEVEL FINISH FLOOR AND SHALL BE CONSTRUCTED OF CAST IN PLACE CONCRETE WALLS PER STRUCTURAL. WALLS SHALL BE WATERPROOFED VIA BENTONITE SHEET WATERPROOFING AND DRAINAGE MAT.

BUILDING AND WALL SECTION TYPICAL NOTES

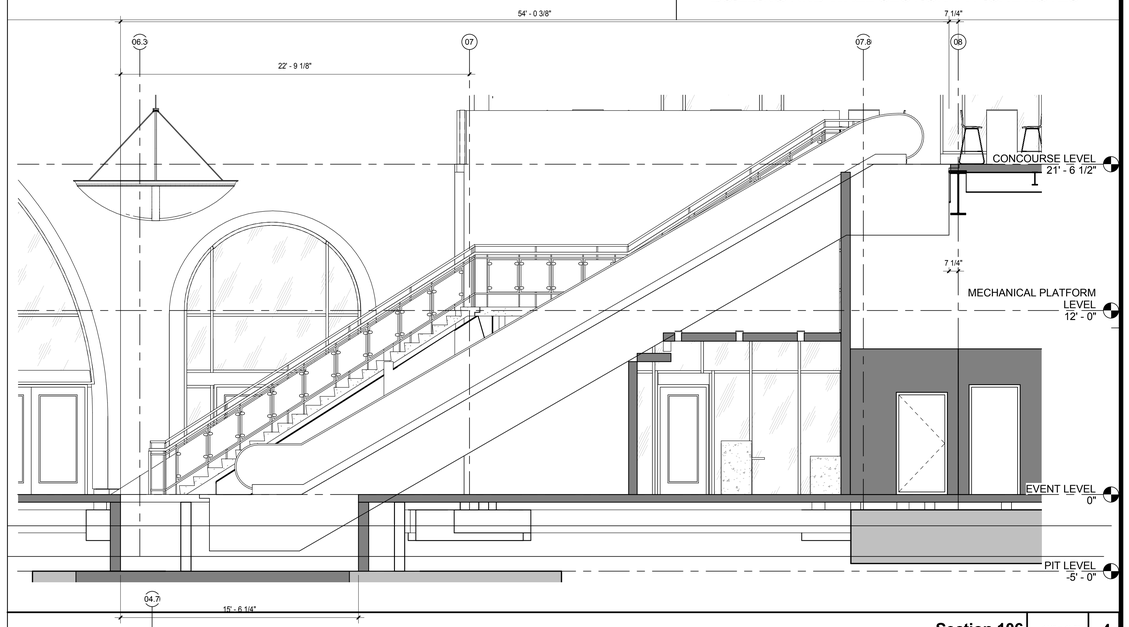

Section 106 | 1/4" = 1'-0" | 4

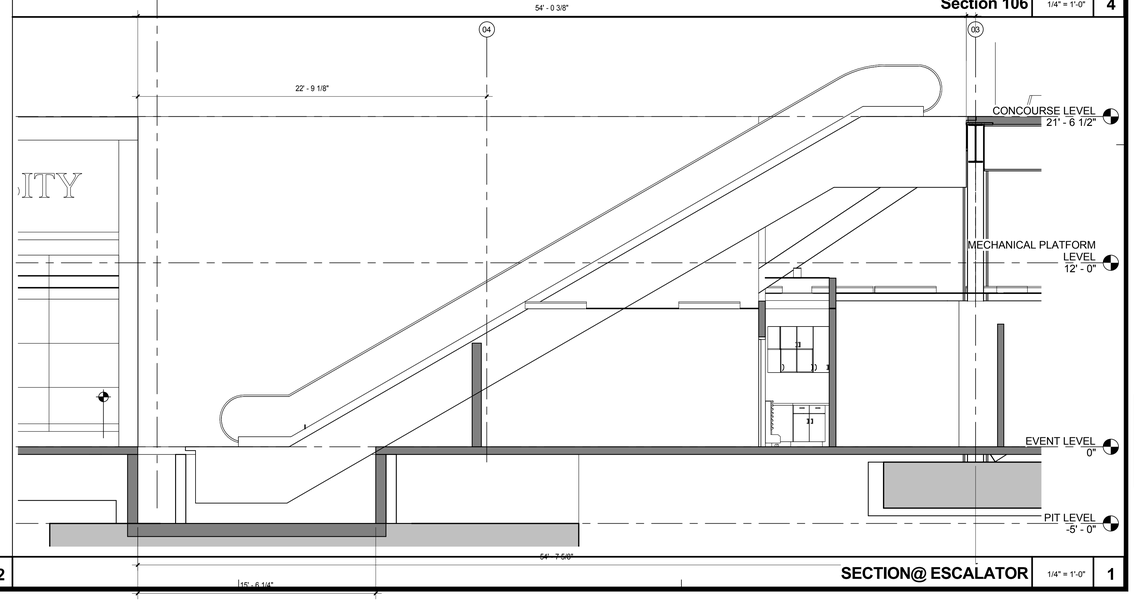

SECTION@ ESCALATOR | 1/4" = 1'-0" | 1

CALIFORNIA BAPTIST UNIVERSITY

EVENTS CENTER

8431 DIANA AVENUE, RIVERSIDE, CA

ISSUE FOR CONSTRUCTION 01-22-2016

REVISIONS:

	DESCRIPTION	DATE

DATE ISSUED: 01/22/2016

SVA PROJECT NO: 2014-40129

SCALE: As indicated

SHEET NUMBER: A330

SHEET TITLE:

CONVEYANCE SECTIONS

3 MACARTHUR PLACE, SUITE 850 SANTA ANA, CA 92707
T 949.809.3380 WWW.SVA-ARCHITECTS.COM

THIS DOCUMENT CONTAINS INFORMATION PROPRIETARY TO SVA ARCHITECTS INC. AND IS FURNISHED IN CONFIDENCE FOR THE LIMITED PURPOSE OF EVALUATION, BIDDING OR CONSTRUCTION. THIS DOCUMENT OR ITS CONTENTS MAY NOT BE USED FOR ANY OTHER PURPOSE AND MAY NOT BE REPRODUCED OR DISCLOSED WITHOUT THE PRIOR WRITTEN CONSENT OF SVA ARCHITECTS INC. ALL RIGHTS RESERVED, © COPYRIGHT 2015.

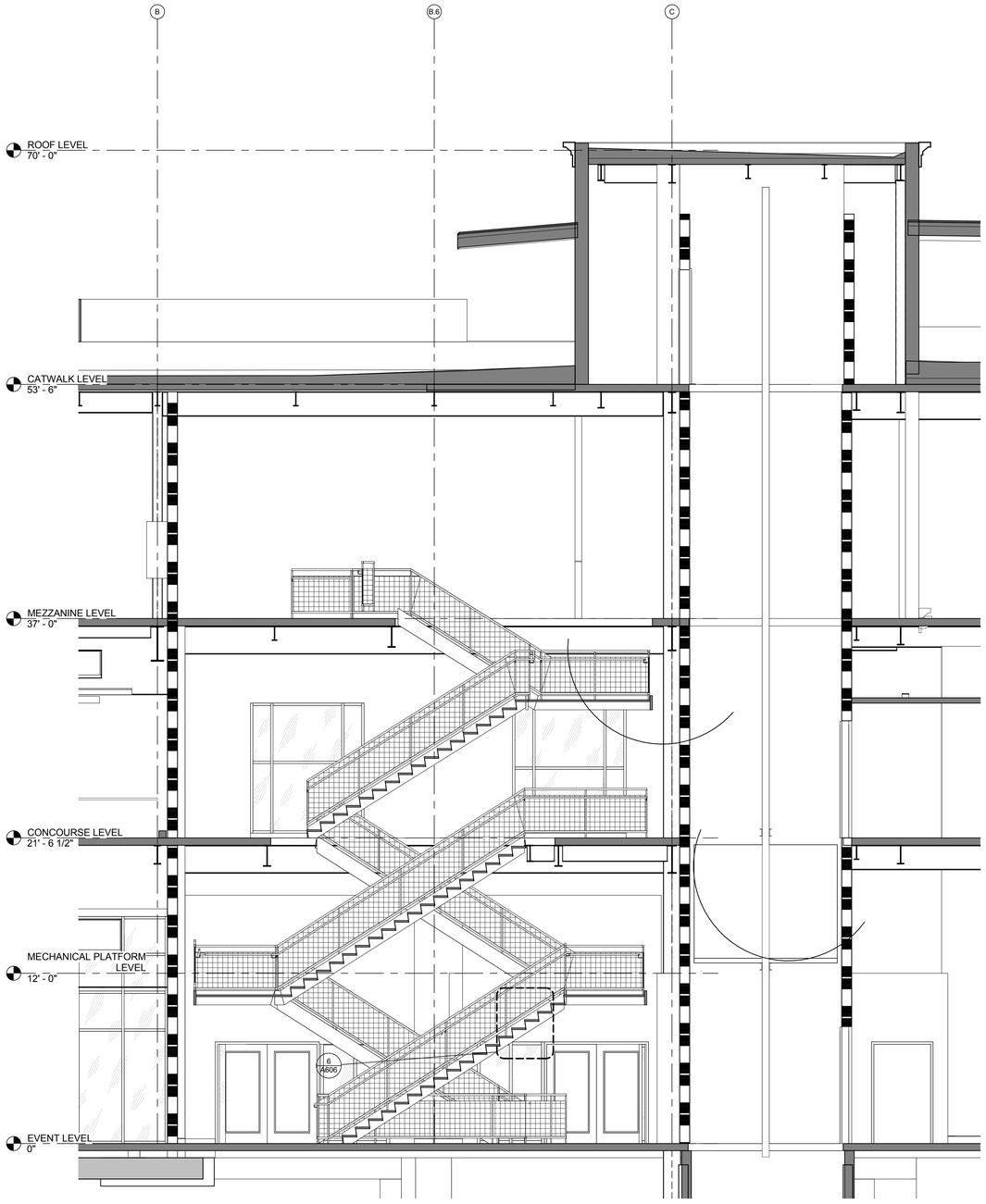

NORTH/SOUTH SECTION 1 - STAIR 1 | 1/4" = 1'-0" | 3

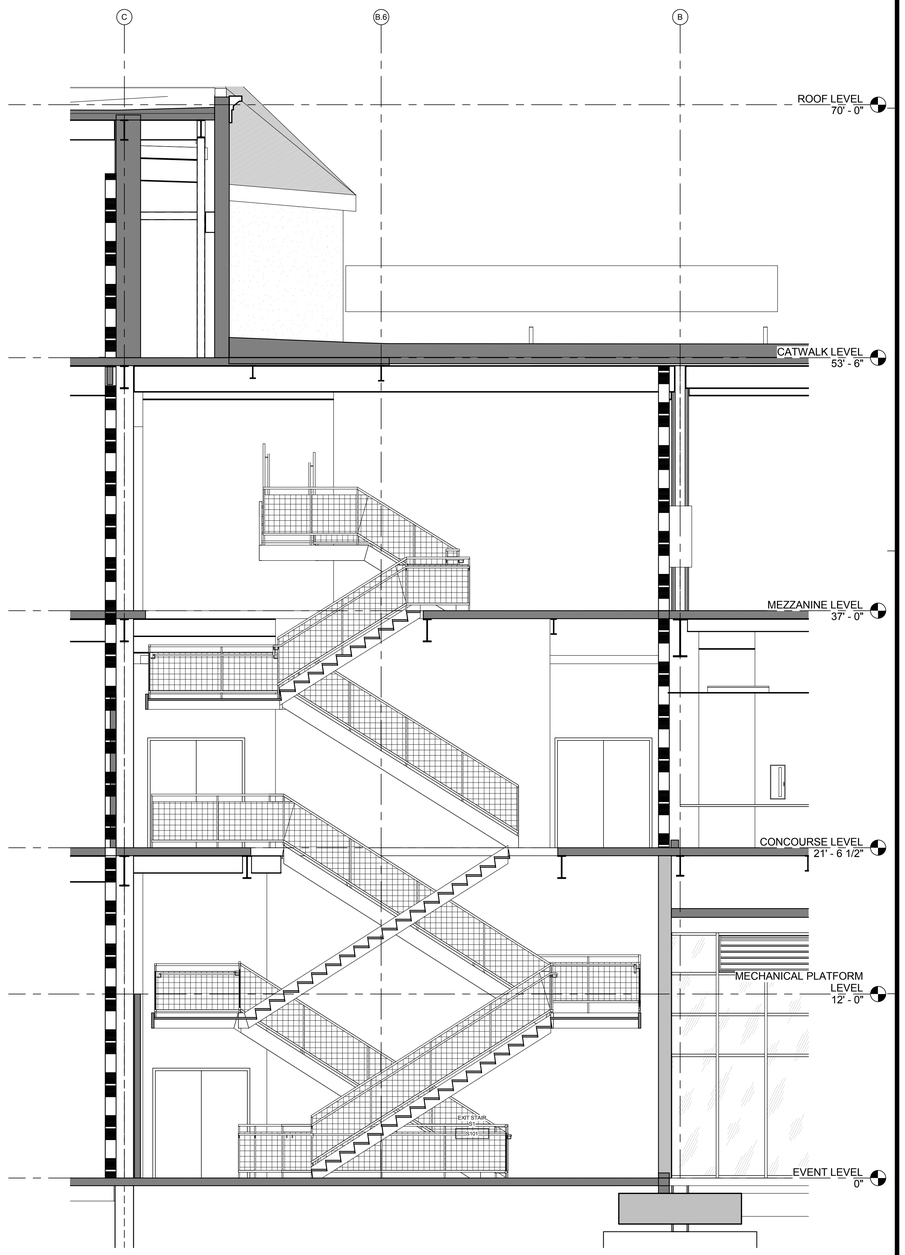

NORTH/SOUTH SECTION 2 - STAIR 1 | 1/4" = 1'-0" | 1

CALIFORNIA BAPTIST UNIVERSITY

EVENTS CENTER

8431 DIANA AVENUE, RIVERSIDE, CA

ISSUE FOR CONSTRUCTION
01-22-2016

REVISIONS:

	DESCRIPTION	DATE
1		
2		
3		
4		
5		
6		
7		
8		
9		
10		
11		

DATE ISSUED: 01/22/2016

SVA PROJECT NO: 2014-40129

SCALE: 1/4" = 1'-0"

SHEET NUMBER: A350

SHEET TITLE:

STAIR SECTIONS

3 MACARTHUR PLACE, SUITE 850 SANTA ANA, CA 92707
T 949.809.3380 WWW.SVA-ARCHITECTS.COM

THIS DOCUMENT CONTAINS INFORMATION PROPRIETARY TO SVA ARCHITECTS INC. AND IS FURNISHED IN CONFIDENCE FOR THE LIMITED PURPOSE OF EVALUATION, BIDDING OR REVIEW. THIS DOCUMENT OR ITS CONTENTS MAY NOT BE USED FOR ANY OTHER PURPOSE AND MAY NOT BE REPRODUCED OR DISCLOSED TO OTHERS WITHOUT THE PRIOR WRITTEN CONSENT OF SVA ARCHITECTS INC. ALL RIGHTS RESERVED. © COPYRIGHT 2015.

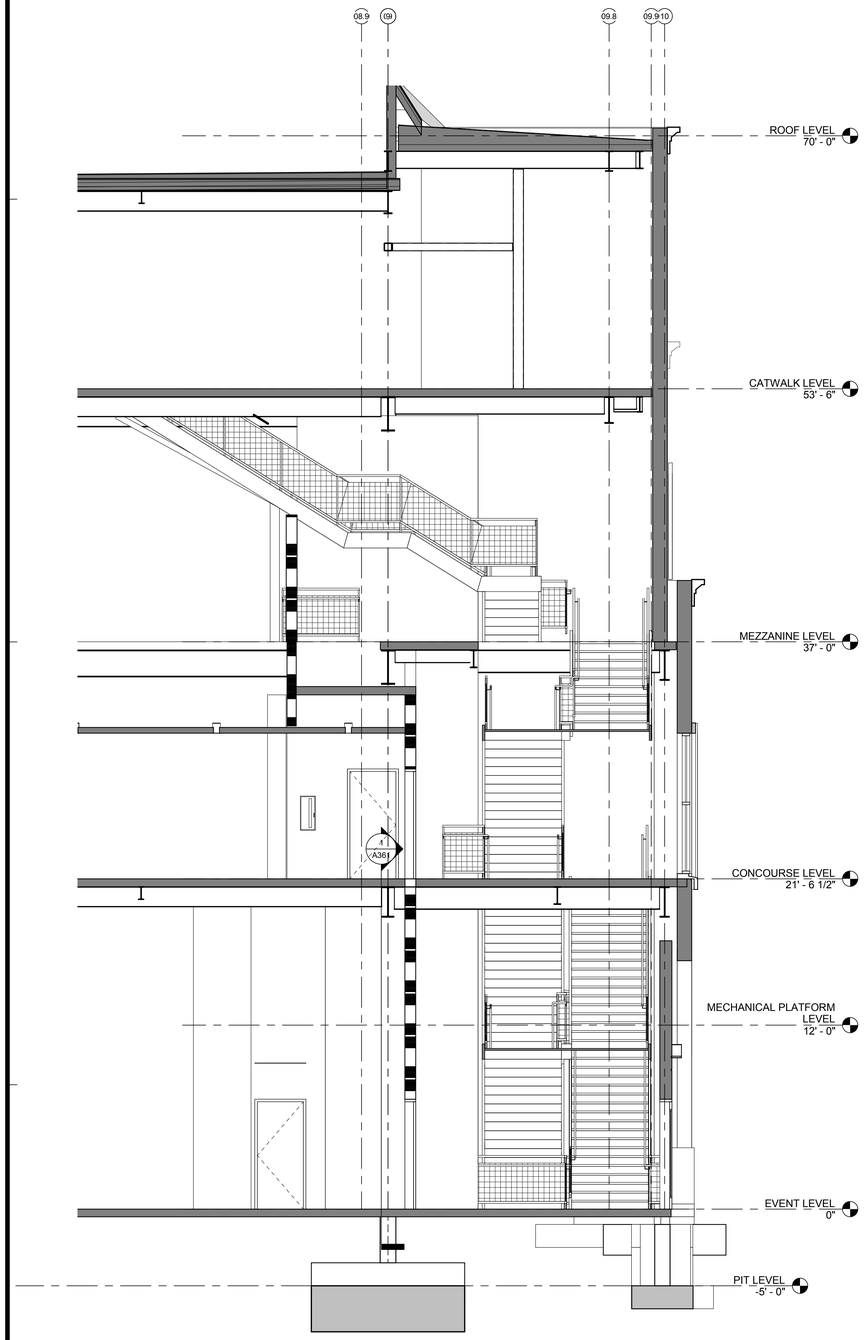

EAST/WEST SECTION 1 - STAIR 1 | 1/4" = 1'-0" | 2

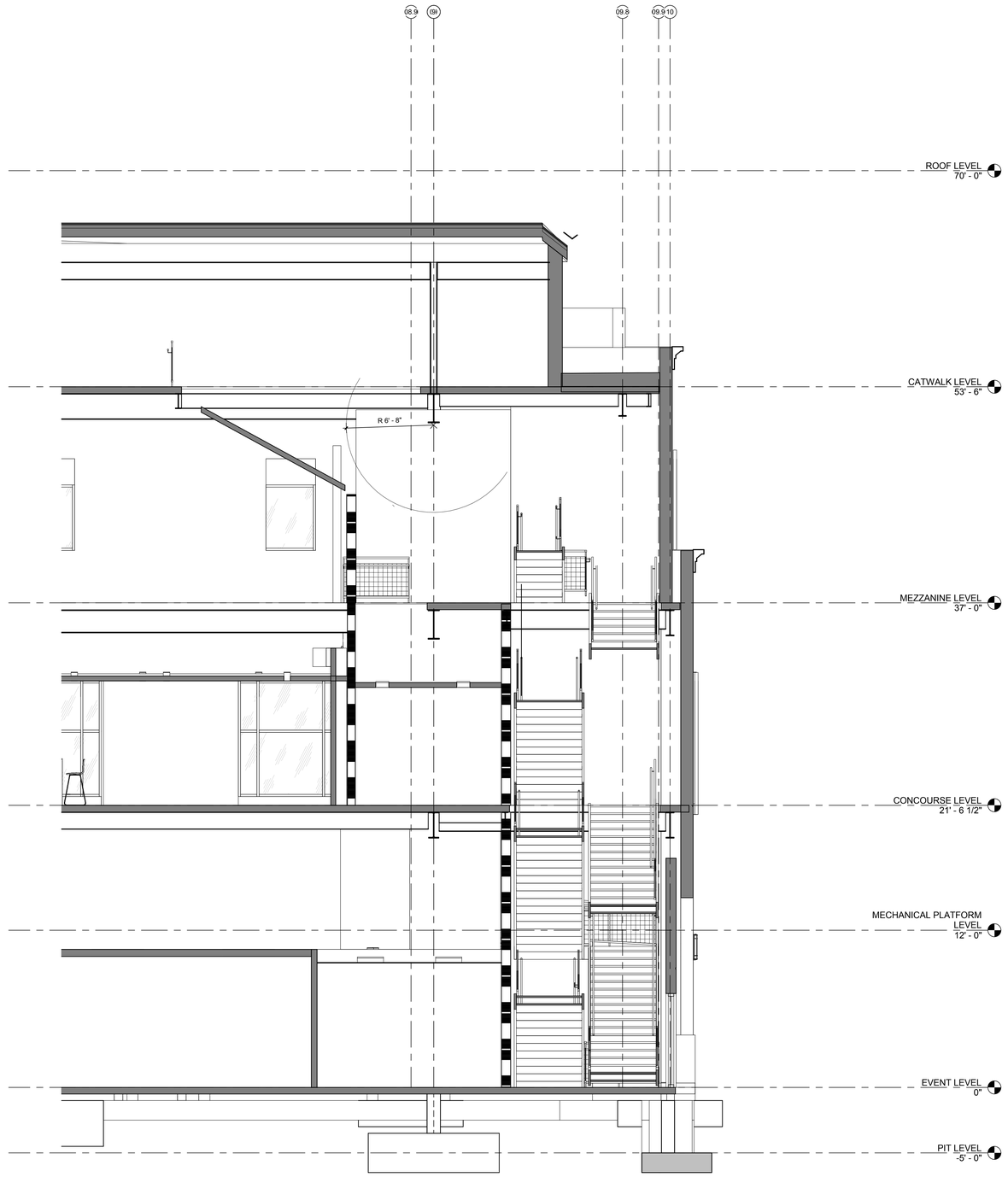

SECTION AT CATWALK ACCESS STAIR | 1/4" = 1'-0" | 1

CALIFORNIA BAPTIST UNIVERSITY

EVENTS CENTER

8431 DIANA AVENUE, RIVERSIDE, CA

cbu

ISSUE FOR CONSTRUCTION 01-22-2016

REVISIONS:

	DESCRIPTION	DATE
△		
△		
△		
△		
△		
△		
△		
△		
△		
△		
△		

DATE ISSUED:	01/22/2016
SVA PROJECT NO:	2014-40129
SCALE:	1/4" = 1'-0"
SHEET NUMBER:	**A351**
SHEET TITLE:	

STAIR SECTIONS

hok SVA ARCHITECTS

3 MACARTHUR PLACE, SUITE 850 SANTA ANA, CA 92707
T 949.809.3380 WWW.SVA-ARCHITECTS.COM

THIS DOCUMENT CONTAINS INFORMATION PROPRIETARY TO SVA ARCHITECTS INC. AND IS FURNISHED IN CONFIDENCE FOR THE LIMITED PURPOSE OF EVALUATION, BIDDING OR REVIEW. THIS DOCUMENT OR ITS CONTENTS MAY NOT BE USED FOR ANY OTHER PURPOSE AND MAY NOT BE REPRODUCED OR DISCLOSED TO OTHERS WITHOUT THE PRIOR WRITTEN CONSENT OF SVA ARCHITECTS INC. ALL RIGHTS RESERVED. © COPYRIGHT 2015.

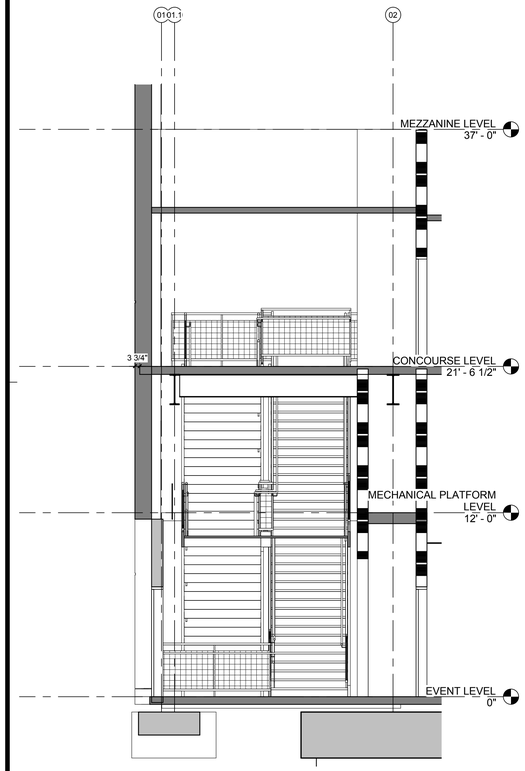

EAST/WEST SECTION 1 STAIR 2 | 1/4" = 1'-0" | 6

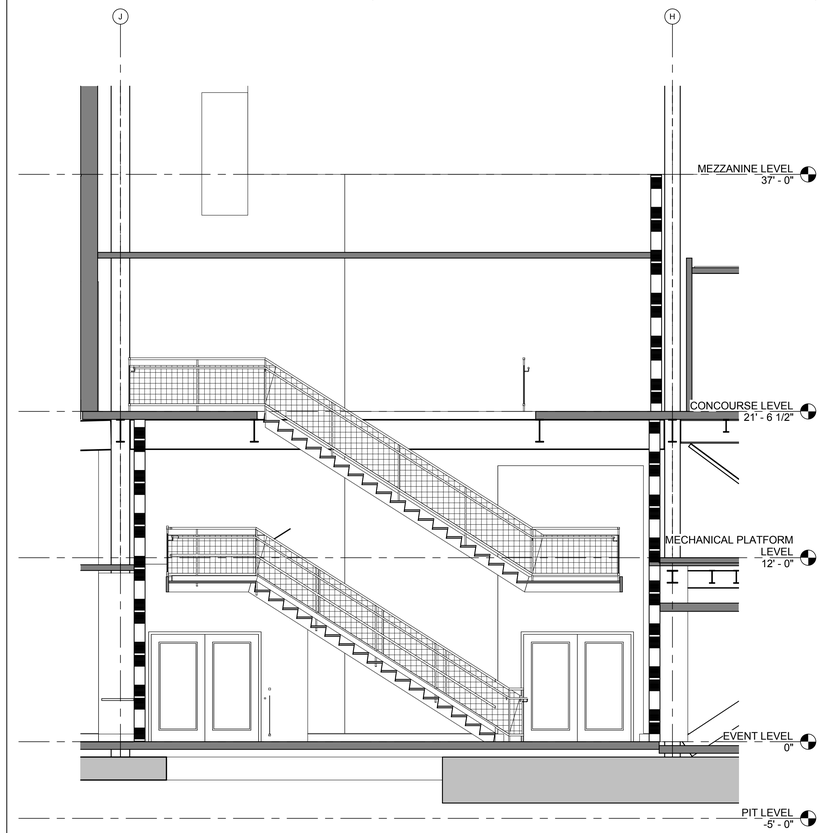

NORTH/SOUTH SECTION 2 STAIR 2 | 1/4" = 1'-0" | 4

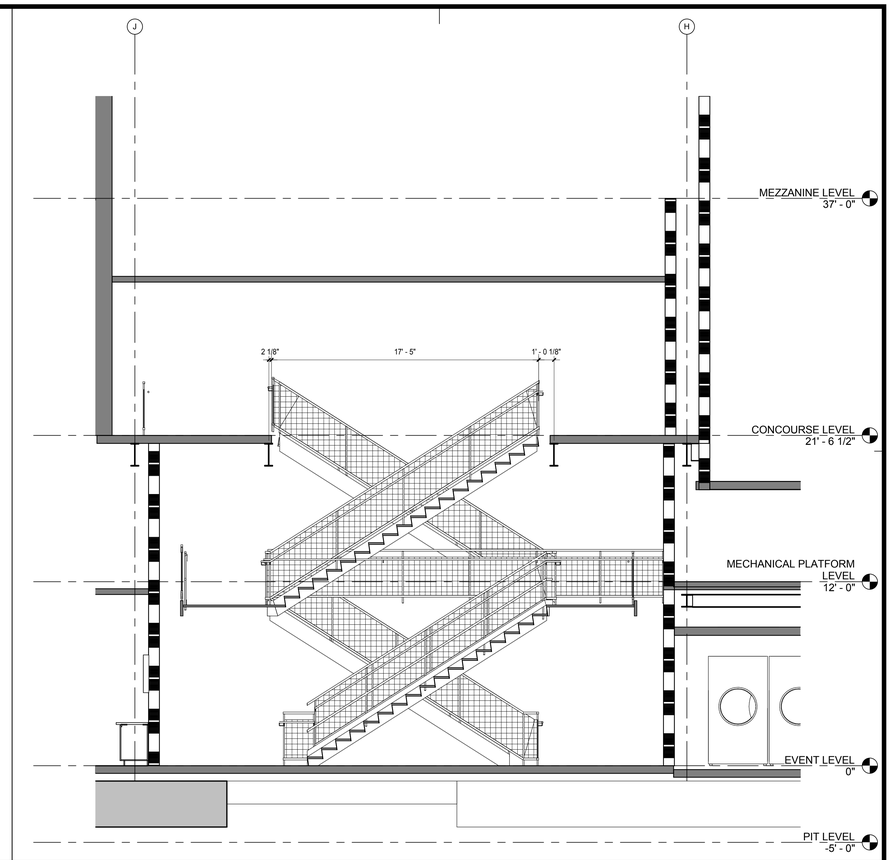

NORTH/SOUTH SECTION 1 STAIR 2 | 1/4" = 1'-0" | 2

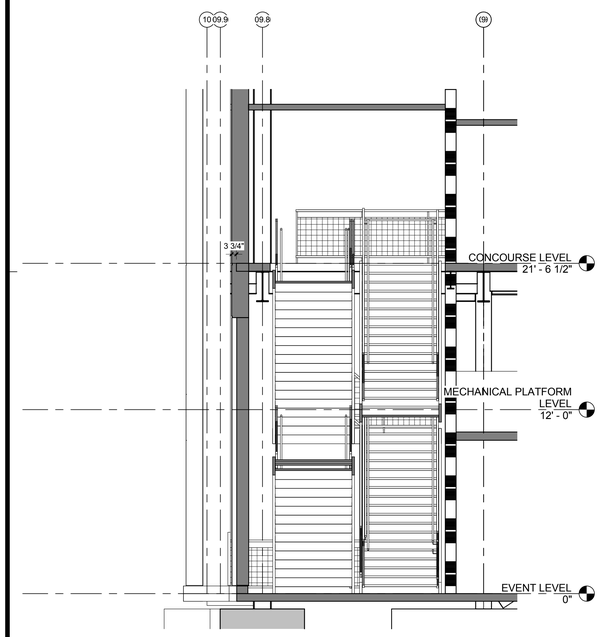

EAST/WEST SECTION 2 - STAIR 3 | 1/4" = 1'-0" | 5

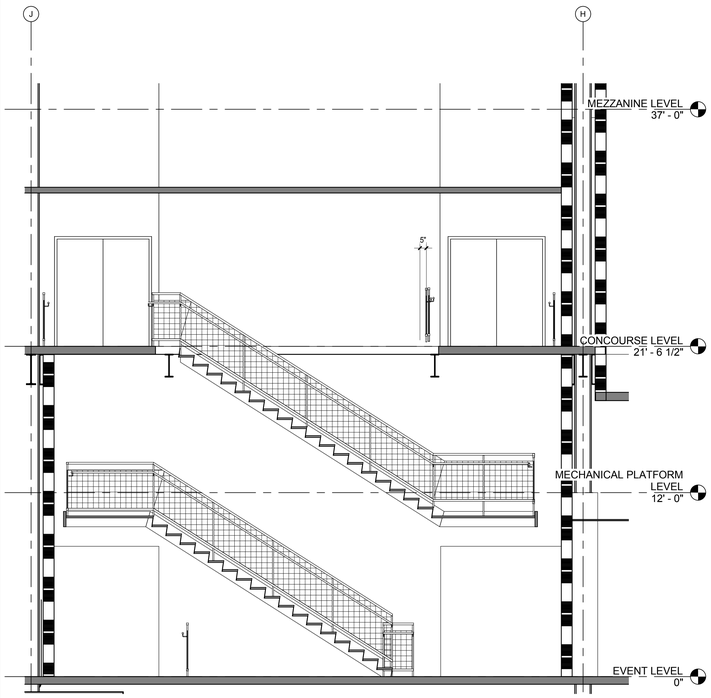

NORTH/SOUTH SECTION 2 - STAIR 3 | 1/4" = 1'-0" | 3

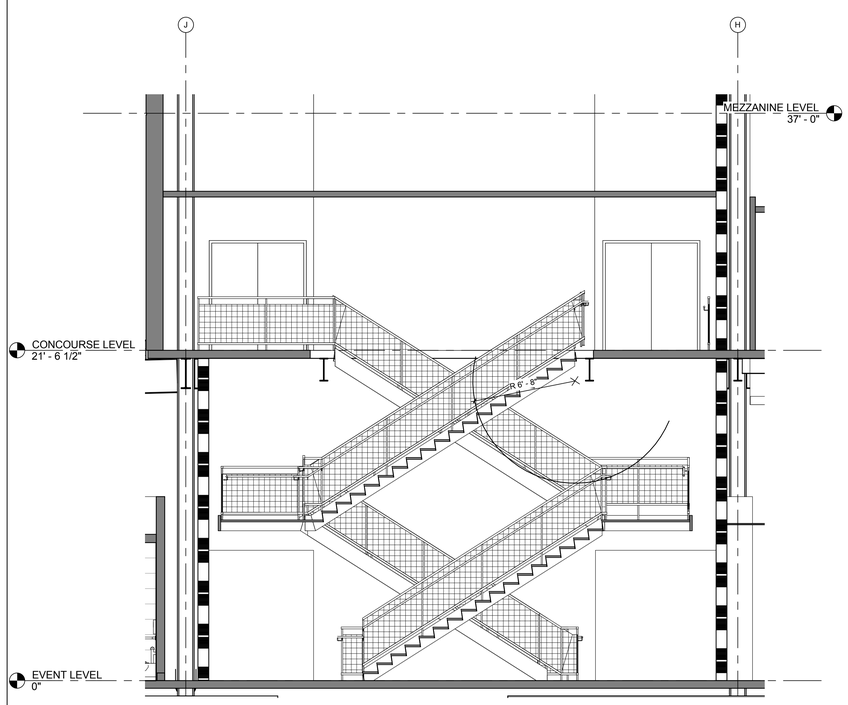

NORTH/SOUTH SECTION 1 - STAIR 3 | 1/4" = 1'-0" | 1

CALIFORNIA BAPTIST UNIVERSITY

EVENTS CENTER

8431 DIANA AVENUE, RIVERSIDE, CA

ISSUE FOR CONSTRUCTION
01-22-2016

REVISIONS:

	DESCRIPTION	DATE

DATE ISSUED: 01/22/2016
SVA PROJECT NO: 2014-40129
SCALE: 1/4" = 1'-0"

SHEET NUMBER: A352

SHEET TITLE:

STAIR SECTIONS

3 MACARTHUR PLACE, SUITE 850 SANTA ANA, CA 92707
T 949.809.3380 WWW.SVA-ARCHITECTS.COM

THIS DOCUMENT CONTAINS INFORMATION PROPRIETARY TO SVA ARCHITECTS INC. AND IS FURNISHED IN CONFIDENCE FOR THE LIMITED PURPOSE OF EVALUATION, BIDDING OR REVIEW. THIS DOCUMENT OR ITS CONTENTS MAY NOT BE USED FOR ANY OTHER PURPOSE AND MAY NOT BE REPRODUCED OR DISCLOSED TO OTHERS WITHOUT THE PRIOR WRITTEN CONSENT OF SVA ARCHITECTS INC. ALL RIGHTS RESERVED. © COPYRIGHT 2015.

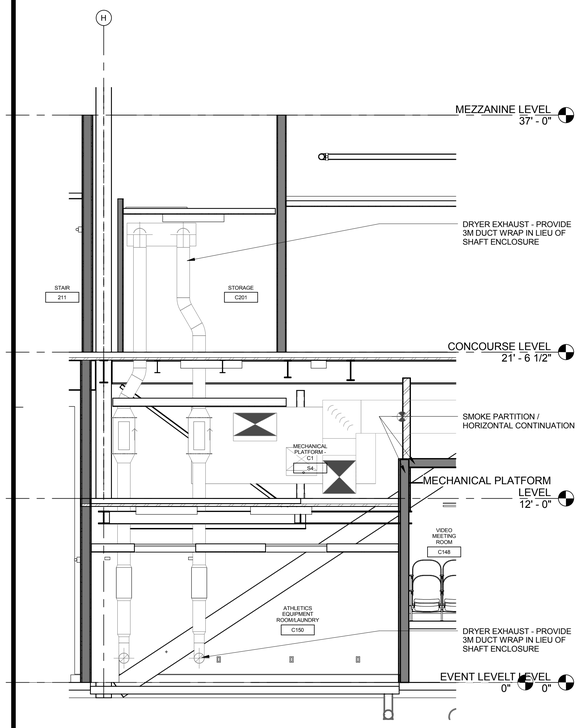

SECTION AT LAUNDRY/MECH PLATFORM | 1/4" = 1'-0" | 5

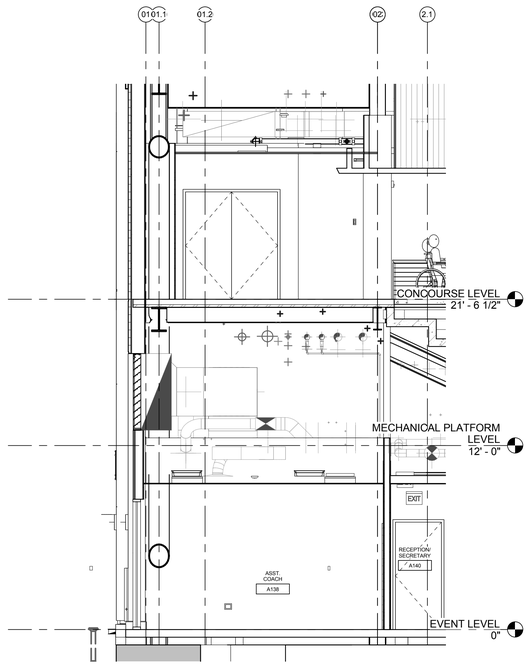

SECTION AT SW MECH PLATFORM 2 | 1/4" = 1'-0" | 4

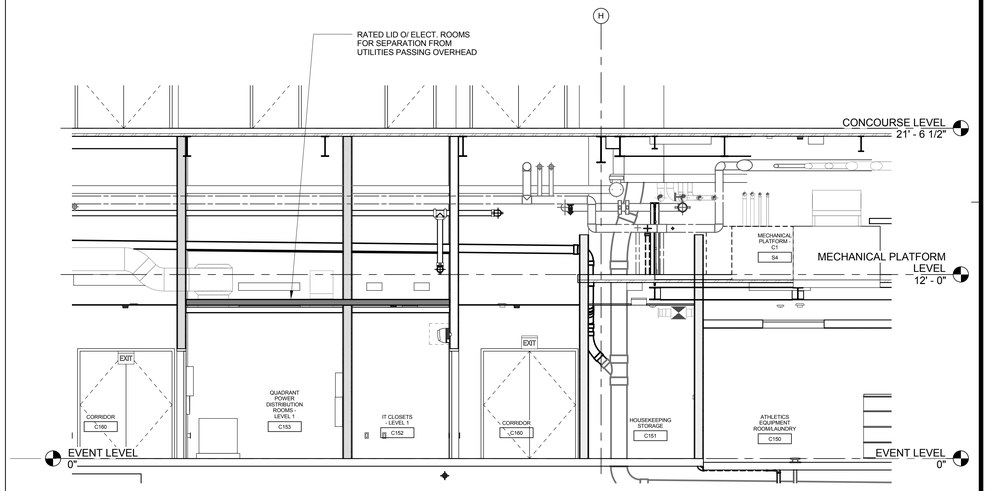

SECTION @ IT CLOSET & POWER DISTRIBUTION RM. | 1/4" = 1'-0" | 2

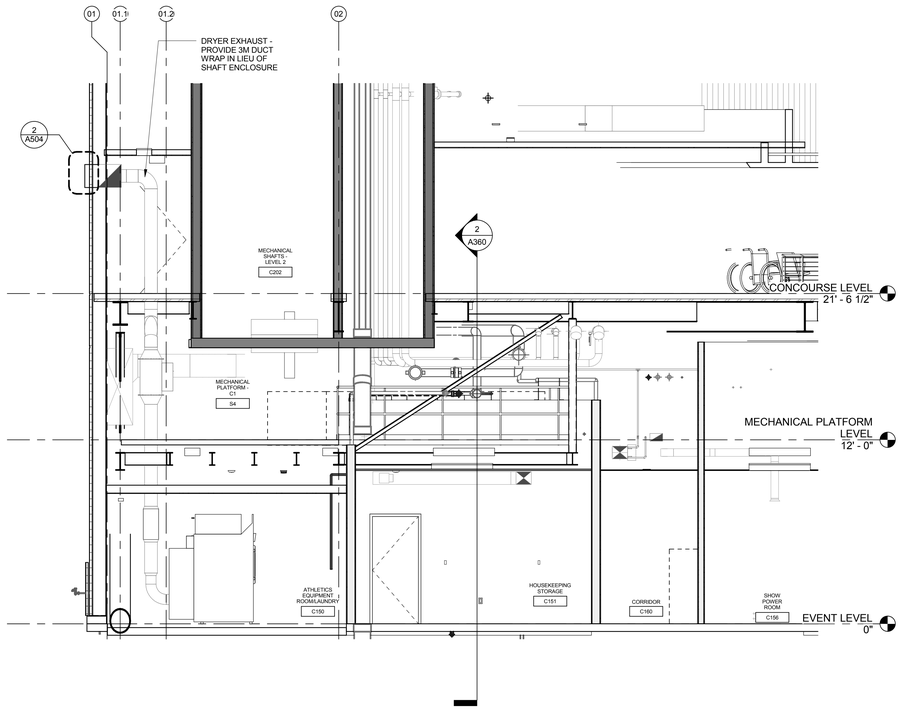

SECTION AT SW MECH PLATFORM/LAUNDRY | 1/4" = 1'-0" | 3

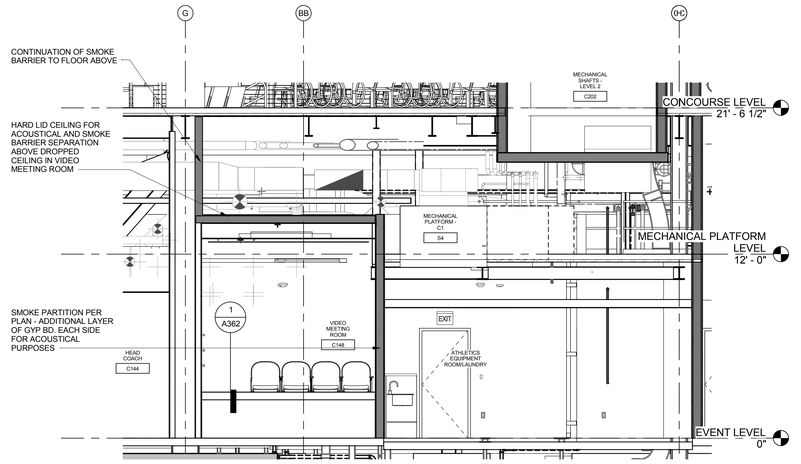

LAUNDRY/AHU SECTION | 1/4" = 1'-0" | 1

CALIFORNIA BAPTIST UNIVERSITY

EVENTS CENTER

8431 DIANA AVENUE, RIVERSIDE, CA

ISSUE FOR CONSTRUCTION
01-22-2016

REVISIONS:

	DESCRIPTION	DATE

DATE ISSUED: 01/22/2016

SVA PROJECT NO: 2014-40129

SCALE: 1/4" = 1'-0"

SHEET NUMBER: A360

SHEET TITLE:

INTERIOR SECTIONS

3 MACARTHUR PLACE, SUITE 850 SANTA ANA, CA 92707
T 949.809.3380 WWW.SVA-ARCHITECTS.COM

THIS DOCUMENT CONTAINS INFORMATION PROPRIETARY TO SVA ARCHITECTS INC. AND IS FURNISHED IN CONFIDENCE FOR THE LIMITED PURPOSE OF EVALUATION, BIDDING OR REVIEW. THIS DOCUMENT OR ITS CONTENTS MAY NOT BE USED FOR ANY OTHER PURPOSE AND MAY NOT BE REPRODUCED OR DISCLOSED TO OTHERS WITHOUT THE PRIOR WRITTEN CONSENT OF SVA ARCHITECTS INC. ALL RIGHTS RESERVED. © COPYRIGHT 2015.

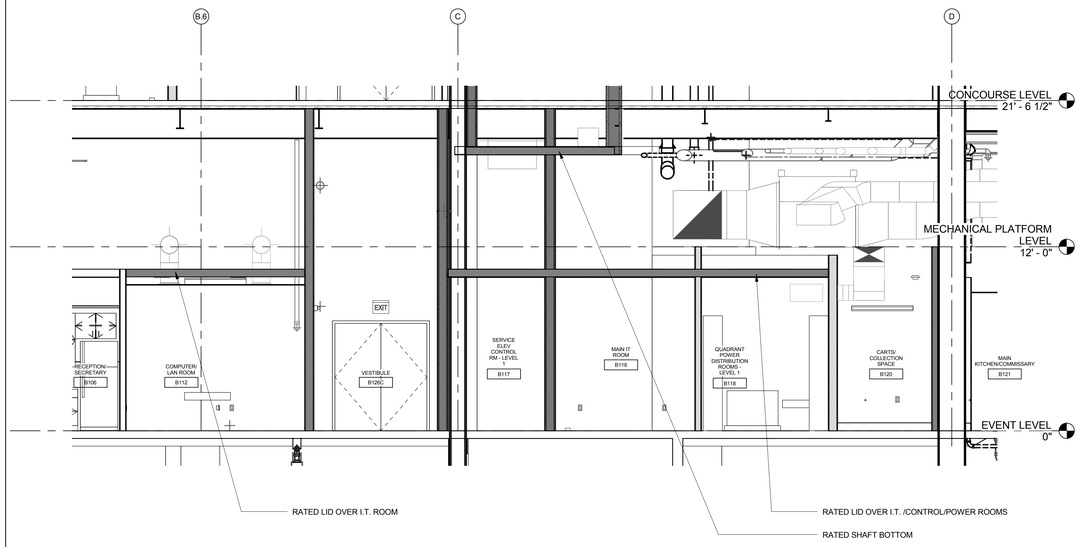

SECTION@ COMPUTER/LAN ROOM B112 | 1/4" = 1'-0" | 1

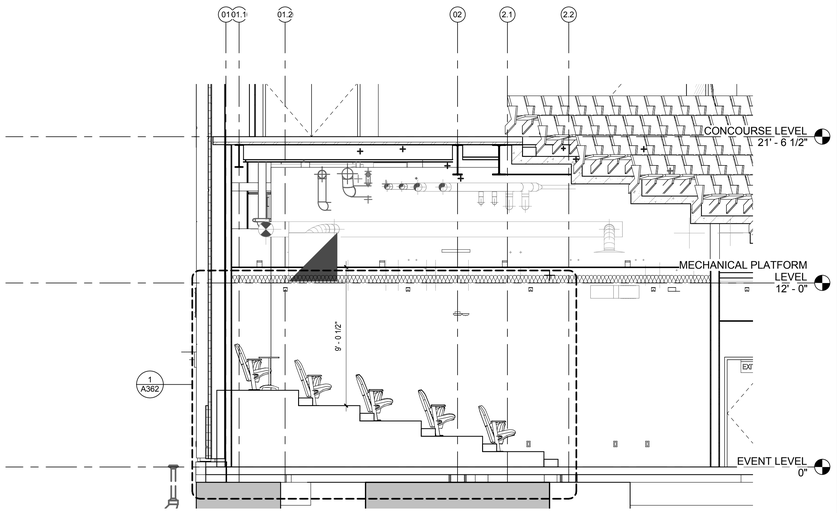

Section@ VIDEO MEETING ROOM A128 AND C148 | 1/4" = 1'-0" | 3

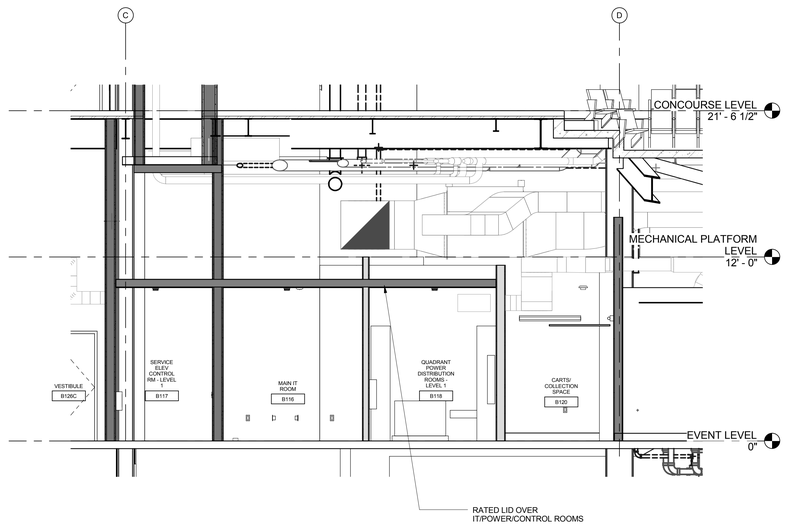

SECTION@ SERV.ELEV.CONTROL ROOM B117 | 1/4" = 1'-0" | 2

CALIFORNIA BAPTIST UNIVERSITY

EVENTS CENTER

8431 DIANA AVENUE, RIVERSIDE, CA

ISSUE FOR CONSTRUCTION
01-22-2016

REVISIONS:

	DESCRIPTION	DATE
△		
△		
△		
△		
△		
△		
△		
△		
△		
△		
△		

DATE ISSUED: 01/22/2016
SVA PROJECT NO: 2014-40129
SCALE: 1/4" = 1'-0"

SHEET NUMBER: A361
SHEET TITLE:

INTERIOR SECTIONS

3 MACARTHUR PLACE, SUITE 850 SANTA ANA, CA 92707
T 949.809.3380 WWW.SVA-ARCHITECTS.COM

THIS DOCUMENT CONTAINS INFORMATION PROPRIETARY TO SVA ARCHITECTS INC. AND IS FURNISHED IN CONFIDENCE FOR THE LIMITED PURPOSE OF EVALUATION, BIDDING OR REVIEW. THIS DOCUMENT OR ITS CONTENTS MAY NOT BE USED FOR ANY OTHER PURPOSE AND MAY NOT BE REPRODUCED OR DISCLOSED TO OTHERS WITHOUT THE PRIOR WRITTEN CONSENT OF SVA ARCHITECTS INC. ALL RIGHTS RESERVED. © COPYRIGHT 2015.

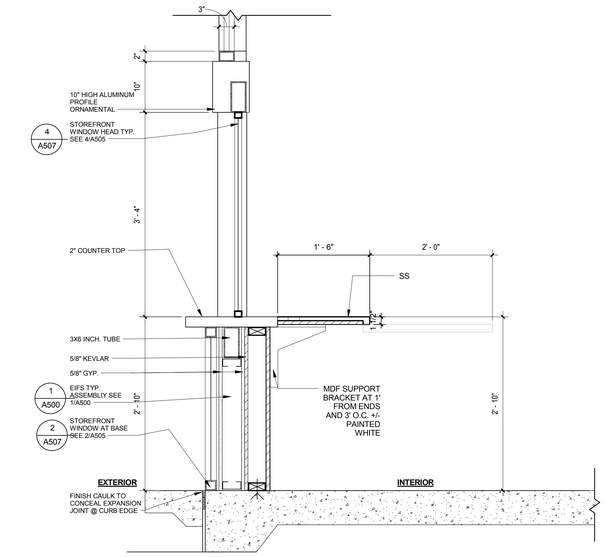

COUNTERTOP @TICKET AREA | 1" = 1'-0" | **2**

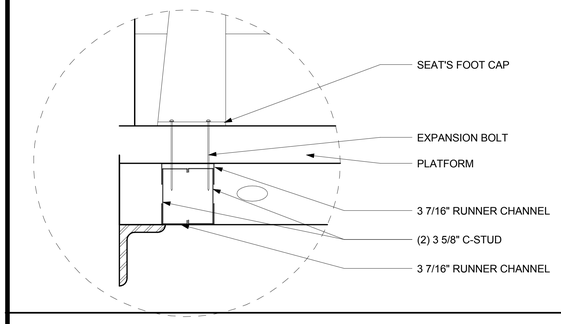

SEAT-BOLT | 3" = 1'-0" | **5**

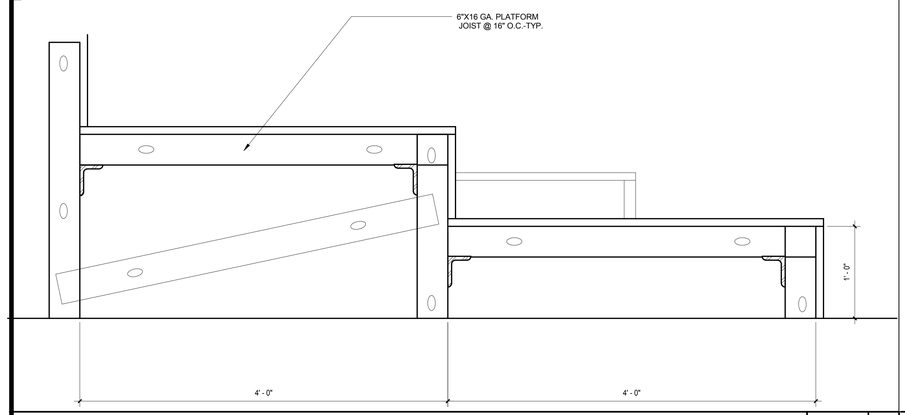

VIDEO MEETING RM. HALFSTEP ATTACHEMENT DETAIL | 1 1/2" = 1'-0" | **3**

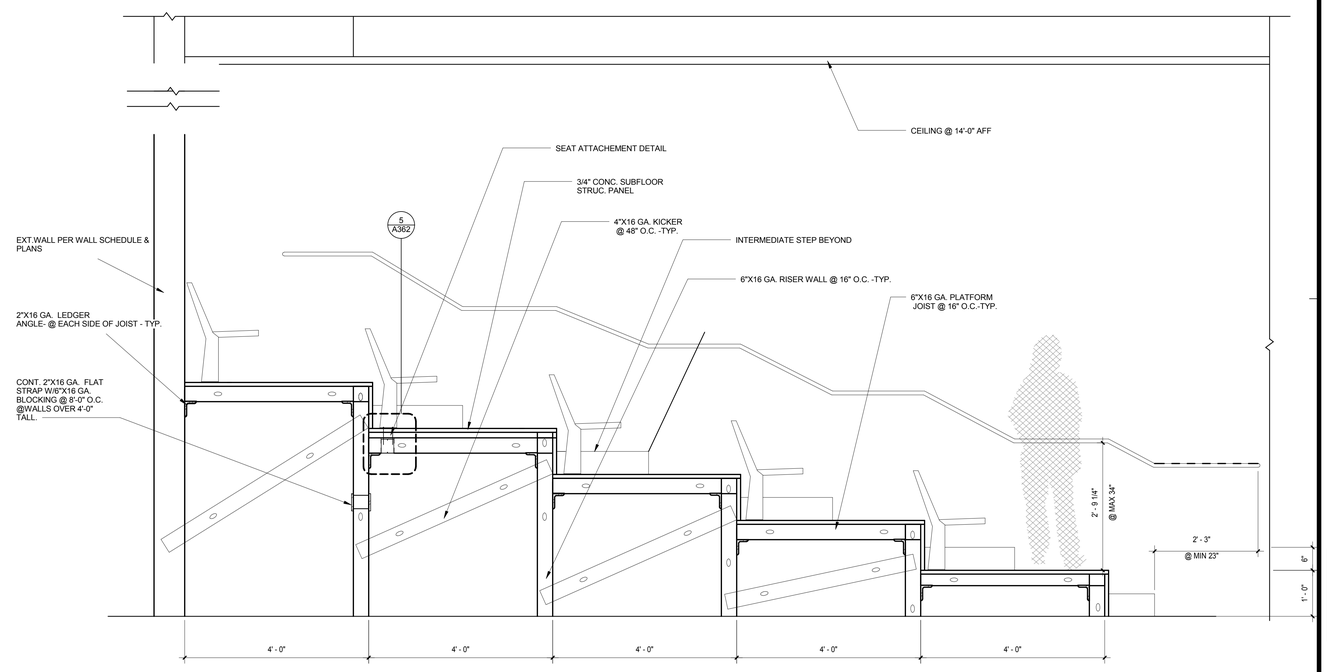

SECTION@VIDEO MEETING RM. | 3/4" = 1'-0" | **1**

CALIFORNIA BAPTIST UNIVERSITY

EVENTS CENTER

8431 DIANA AVENUE, RIVERSIDE, CA

ISSUE FOR CONSTRUCTION 01-22-2016

REVISIONS:

	DESCRIPTION	DATE

DATE ISSUED: 01/22/2016

SVA PROJECT NO: 2014-40129

SCALE: As indicated

SHEET NUMBER: A362

SHEET TITLE:

INTERIOR SECTIONS

3 MACARTHUR PLACE, SUITE 850 SANTA ANA, CA 92707
T 949.809.3380 WWW.SVA-ARCHITECTS.COM

THIS DOCUMENT CONTAINS INFORMATION PROPRIETARY TO SVA ARCHITECTS INC. AND IS FURNISHED IN CONFIDENCE FOR THE LIMITED PURPOSE OF EVALUATION, BIDDING OR REVIEW. THIS DOCUMENT OR ITS CONTENTS MAY NOT BE USED FOR ANY OTHER PURPOSE AND MAY NOT BE REPRODUCED OR DISCLOSED TO OTHERS WITHOUT THE PRIOR WRITTEN CONSENT OF SVA ARCHITECTS INC. ALL RIGHTS RESERVED, © COPYRIGHT 2015.

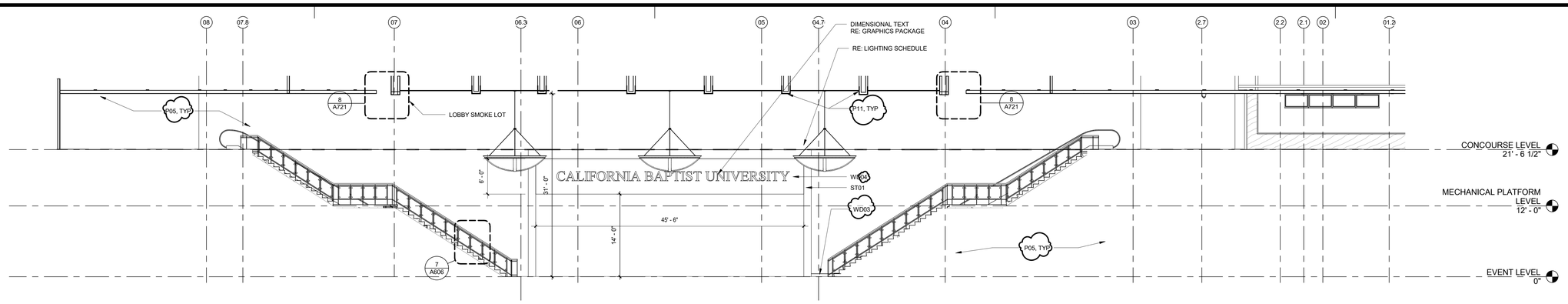

MAIN ENTRY S ELEVATION | 1/8" = 1'-0" | 1

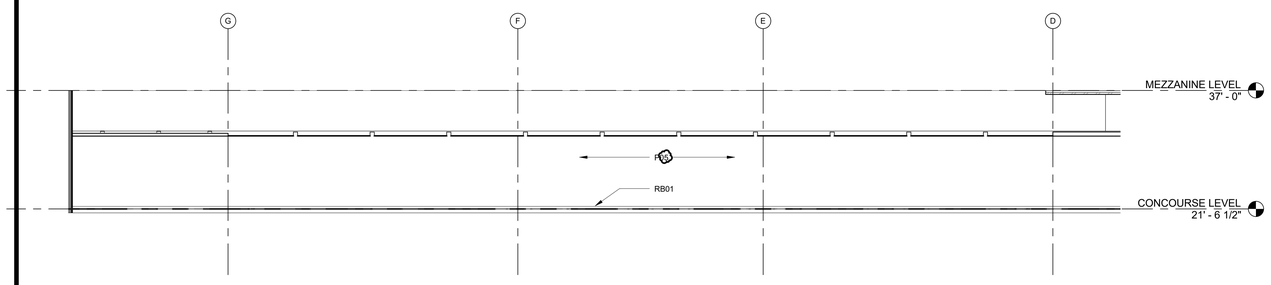

WEST WALL@ MAIN CONCOURSE | 1/8" = 1'-0" | 16

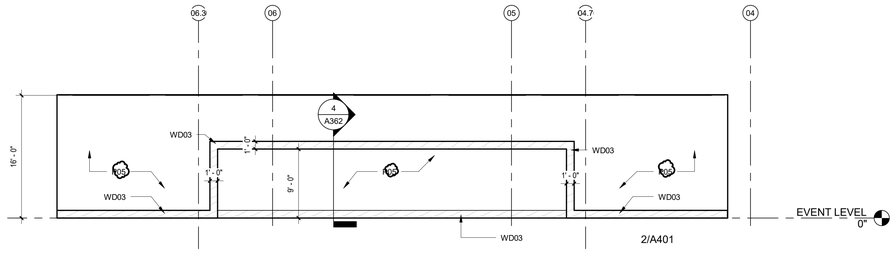

GALLERY SPACE SOUTH ELEVATION | 1/8" = 1'-0" | 2

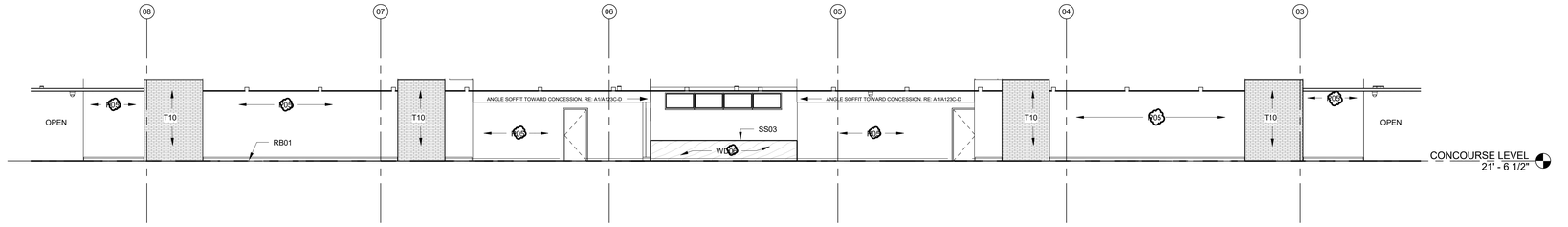

SOUTH WALL @ MAIN CONCOURSE | 1/8" = 1'-0" | 5

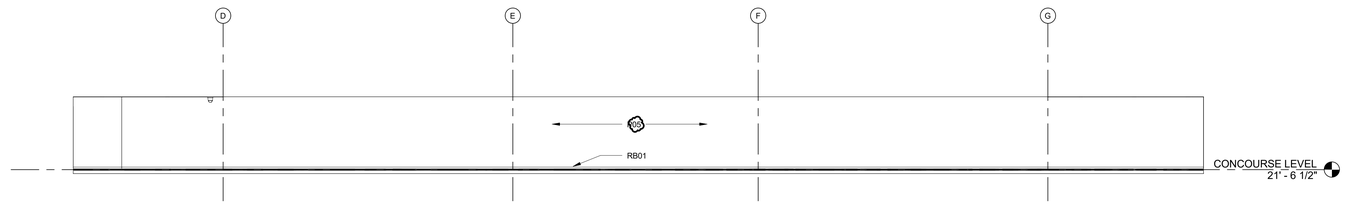

EAST WALL@ MAIN CONCOURSE | 1/8" = 1'-0" | 17

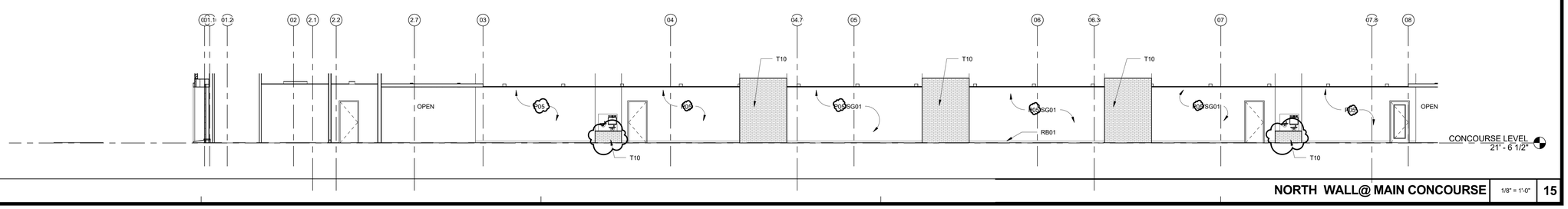

NORTH WALL@ MAIN CONCOURSE | 1/8" = 1'-0" | 15

CALIFORNIA BAPTIST UNIVERSITY

EVENTS CENTER

8431 DIANA AVENUE, RIVERSIDE, CA

cbu

-

REVISIONS:

	DESCRIPTION	DATE
5	ASI 003	3-21-16
20	RFI 3236	8-30-16

DATE ISSUED: 01/22/2016

SVA PROJECT NO: 2014-40129

SCALE: 1/8" = 1'-0"

SHEET NUMBER: A401

SHEET TITLE:

INTERIOR ELEVATIONS

3 MACARTHUR PLACE, SUITE 850 SANTA ANA, CA 92707
T 949.809.3380 WWW.SVA-ARCHITECTS.COM

THIS DOCUMENT CONTAINS INFORMATION PROPRIETARY TO SVA ARCHITECTS INC. AND IS FURNISHED IN CONFIDENCE FOR THE LIMITED PURPOSE OF EVALUATION, BIDDING OR REVIEW. THIS DOCUMENT OR ITS CONTENTS MAY NOT BE USED FOR ANY OTHER PURPOSE AND MAY NOT BE REPRODUCED OR DISCLOSED WITHOUT THE PRIOR WRITTEN CONSENT OF SVA ARCHITECTS INC. ALL RIGHTS RESERVED, © COPYRIGHT 2015.

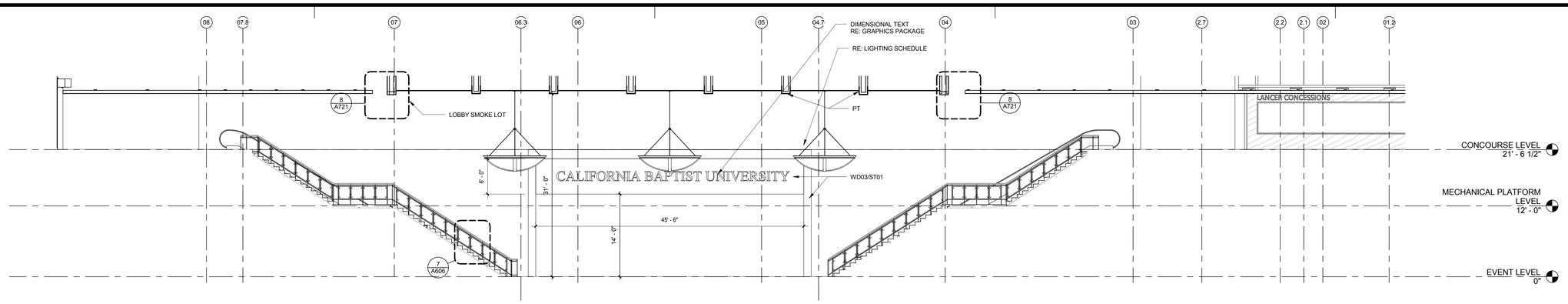

MAIN ENTRY S ELEVATION 1/8" = 1'-0" **1**

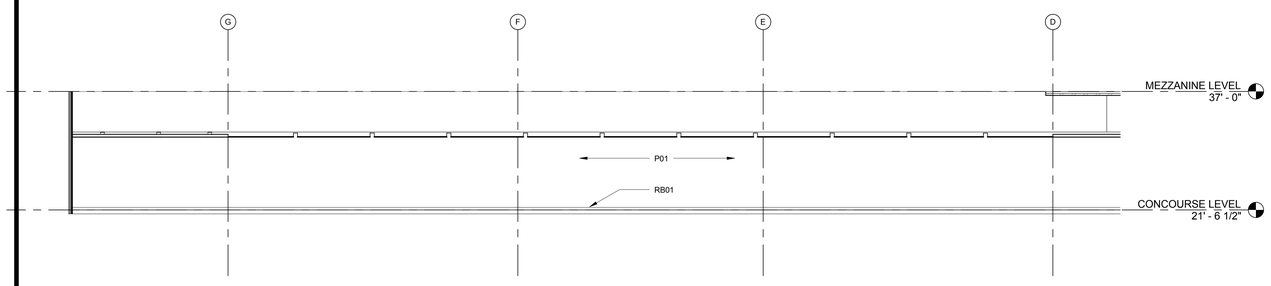

WEST WALL@ MAIN CONCOURSE 1/8" = 1'-0" **16**

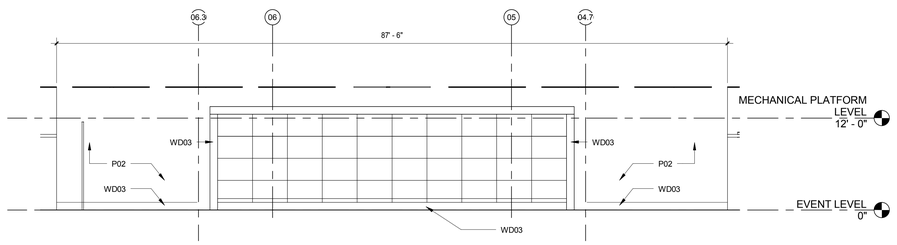

GALLERY SPACE SOUTH ELEVATION 1/8" = 1'-0" **2**

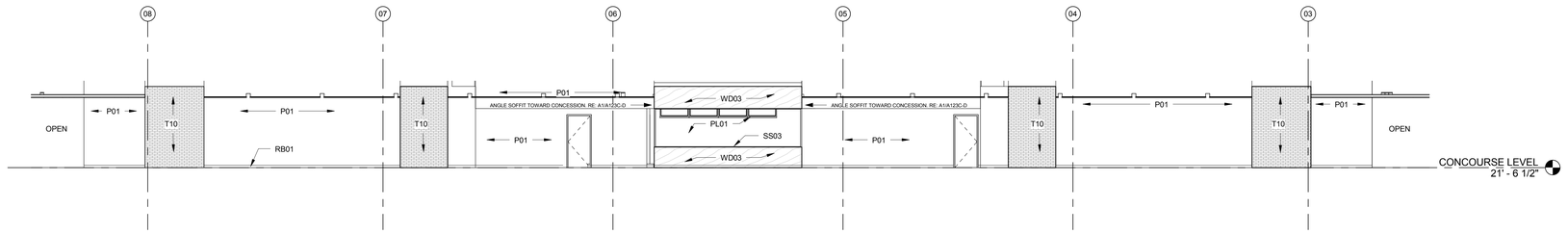

SOUTH WALL @ MAIN CONCOURSE 1/8" = 1'-0" **5**

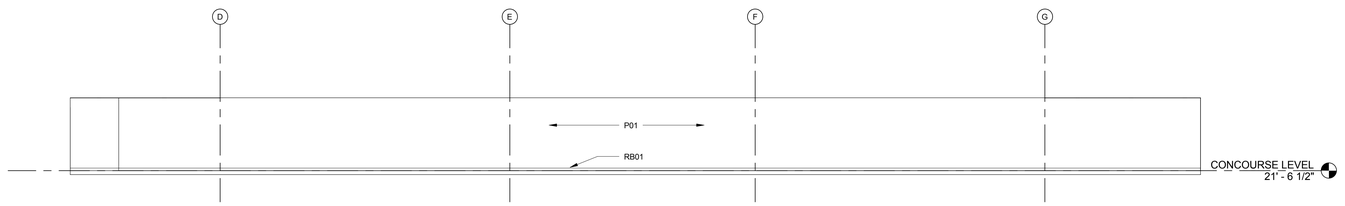

EAST WALL@ MAIN CONCOURSE 1/8" = 1'-0" **17**

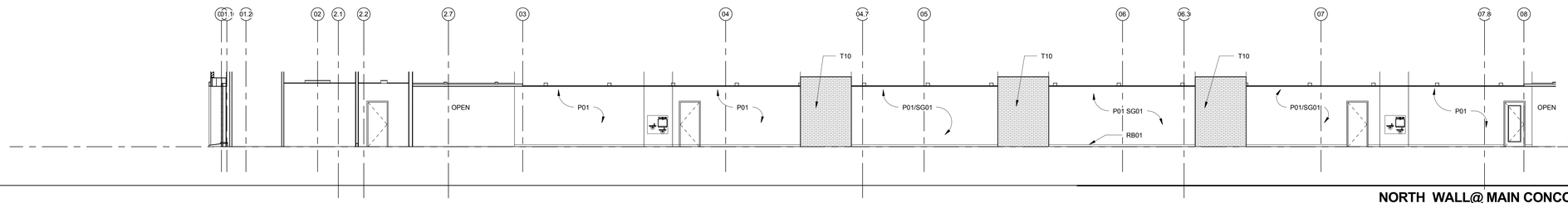

NORTH WALL@ MAIN CONCOURSE 1/8" = 1'-0" **15**

CALIFORNIA BAPTIST UNIVERSITY

EVENTS CENTER

8431 DIANA AVENUE, RIVERSIDE, CA

ISSUE FOR CONSTRUCTION
01-22-2016

LICENSED ARCHITECT
ROBERT M. SIMONS
No. C-18501
Jan. 31, 2017
STATE OF CALIFORNIA

REVISIONS:

	DESCRIPTION	DATE

DATE ISSUED: 01/22/2016
SVA PROJECT NO: 2014-40129
SCALE: 1/8" = 1'-0"

SHEET NUMBER: A401
SHEET TITLE:

INTERIOR ELEVATIONS

ARCHITECTS
3 MACARTHUR PLACE, SUITE 850 SANTA ANA, CA 92707
T 949.809.3380 WWW.SVA-ARCHITECTS.COM

THIS DOCUMENT CONTAINS INFORMATION PROPRIETARY TO SVA ARCHITECTS INC. AND IS FURNISHED IN CONFIDENCE FOR THE LIMITED PURPOSE OF EVALUATION, BIDDING OR REVIEW. THIS DOCUMENT OR ITS CONTENTS MAY NOT BE USED FOR ANY OTHER PURPOSE AND MAY NOT BE REPRODUCED OR DISCLOSED TO OTHERS WITHOUT THE PRIOR WRITTEN CONSENT OF SVA ARCHITECTS INC. ALL RIGHTS RESERVED. © COPYRIGHT 2015.



B106-RECEPTION/SECRETARY | 1/4" = 1'-0" | 20

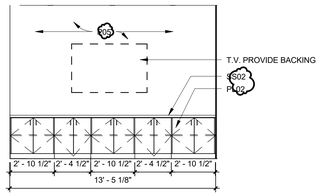

A117-LARGE CONFERENCE ROOM | 1/4" = 1'-0" | 10

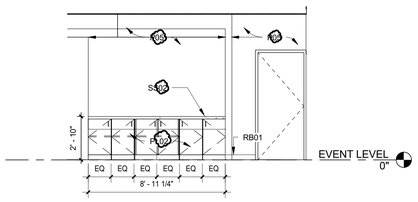

TEAM OFFICE CONF. ROOM S | 1/4" = 1'-0" | 9

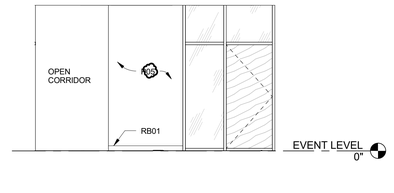

TEAM OFFICE BREAK ROOM N | 1/4" = 1'-0" | 8

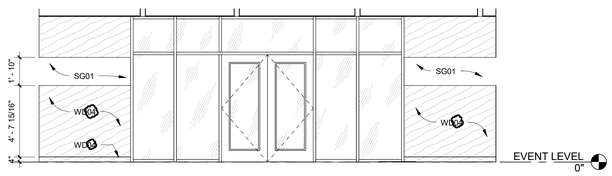

TEAM OFFICE RECEPTION E | 1/4" = 1'-0" | 7

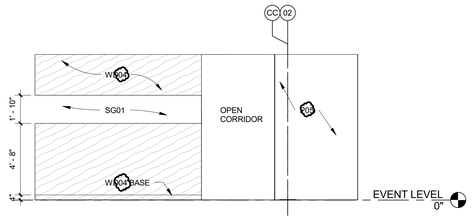

TEAM OFFICE RECEPTION S | 1/4" = 1'-0" | 6

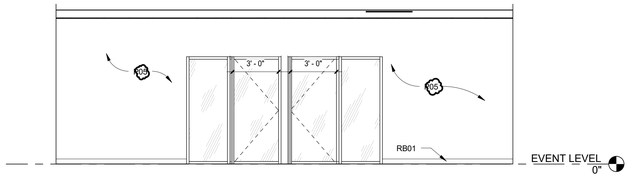

TEAM OFFICE BACK CORRIDOR | 1/4" = 1'-0" | 5

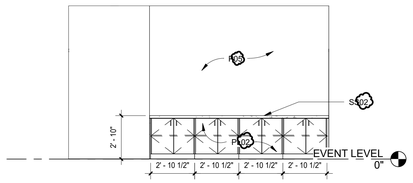

B106-RECEPTION/SECRETARY 2 | 1/4" = 1'-0" | 18

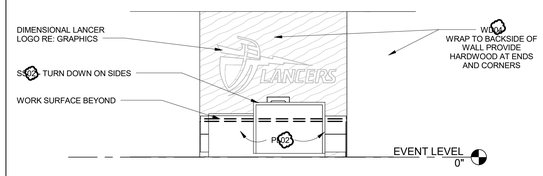

TEAM OFFICE RECEPTION W | 1/4" = 1'-0" | 4

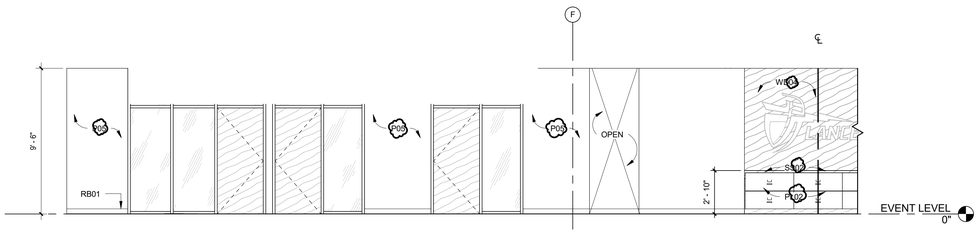

TEAM OFFICE CORRIDOR | 1/4" = 1'-0" | 3

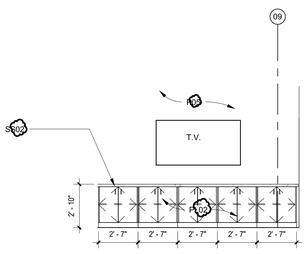

B110-CONFERENCE AREA #1 | 1/4" = 1'-0" | 17

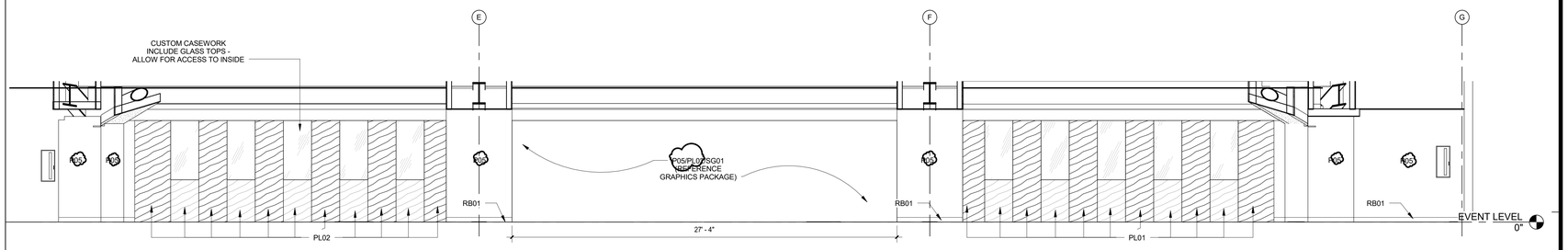

TEAM OFFICE ELEVATION BREAK OUT SPACE | 1/4" = 1'-0" | 2

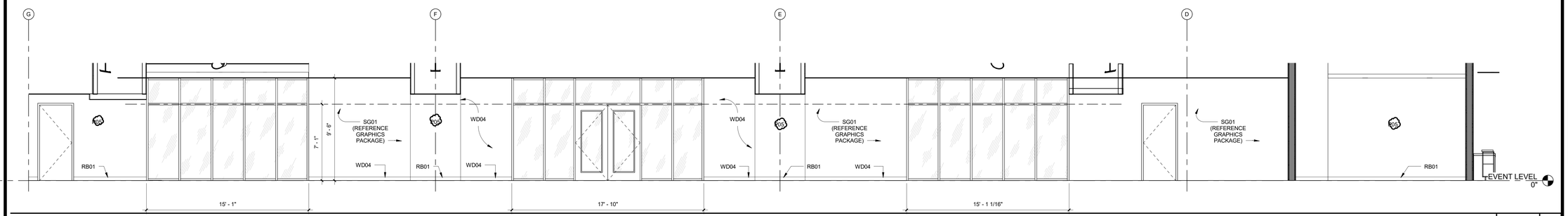

TEAM OFFICE ENTRY ELEVATION | 1/4" = 1'-0" | 1

CALIFORNIA BAPTIST UNIVERSITY

EVENTS CENTER

8431 DIANA AVENUE, RIVERSIDE, CA

-

REVISIONS:

	DESCRIPTION	DATE
20	RFI 3236	8-30-16

DATE ISSUED: 01/22/2016

SVA PROJECT NO: 2014-40129

SCALE: 1/4" = 1'-0"

SHEET NUMBER: A402

SHEET TITLE:

TEAM OFFICE ELEVATIONS

ARCHITECTS

3 MACARTHUR PLACE, SUITE 850 SANTA ANA, CA 92707

T 949.809.3380 WWW.SVA-ARCHITECTS.COM

THIS DOCUMENT CONTAINS INFORMATION PROPRIETARY TO SVA ARCHITECTS INC., AND IS FURNISHED IN CONFIDENCE FOR THE LIMITED PURPOSE OF EVALUATION, BIDDING OR REVIEW. THIS DOCUMENT OR ITS CONTENTS MAY NOT BE USED FOR ANY OTHER PURPOSE AND MAY NOT BE REPRODUCED OR DISCLOSED TO OTHERS WITHOUT THE PRIOR WRITTEN CONSENT OF SVA ARCHITECTS INC. ALL RIGHTS RESERVED. © COPYRIGHT 2015.

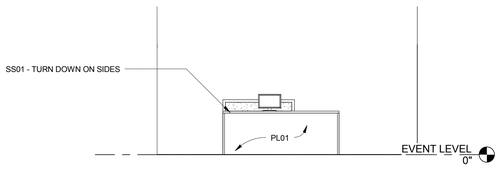

B106-RECEPTION/SECRETARY 1/4" = 1'-0" **20**

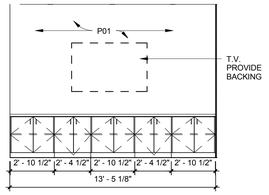

A117-LARGE CONFERENCE ROOM 1/4" = 1'-0" **10**

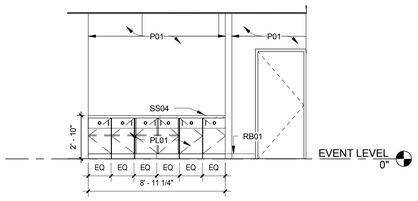

TEAM OFFICE BREAK ROOM S 1/4" = 1'-0" **9**

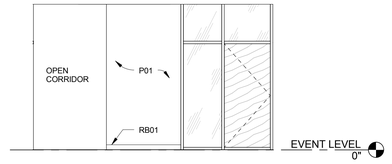

TEAM OFFICE BREAK ROOM N 1/4" = 1'-0" **8**

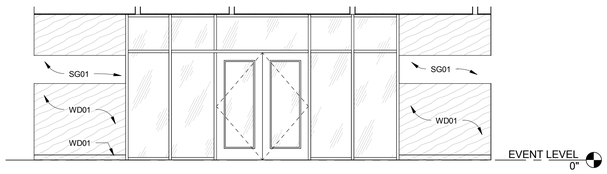

TEAM OFFICE RECEPTION E 1/4" = 1'-0" **7**

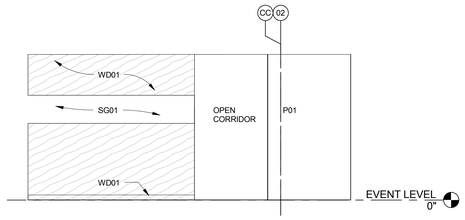

TEAM OFFICE RECEPTION S 1/4" = 1'-0" **6**

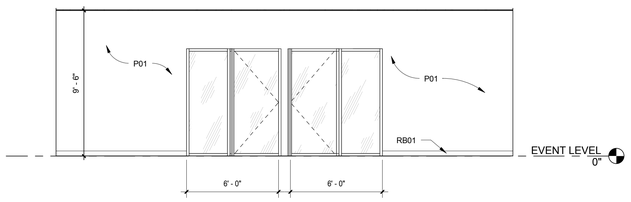

TEAM OFFICE BACK CORRIDOR 1/4" = 1'-0" **5**

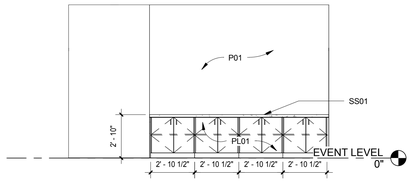

B106-RECEPTION/SECRETARY 2 1/4" = 1'-0" **18**

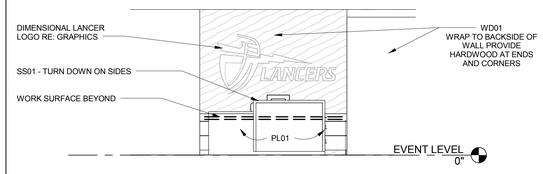

TEAM OFFICE RECEPTION W 1/4" = 1'-0" **4**

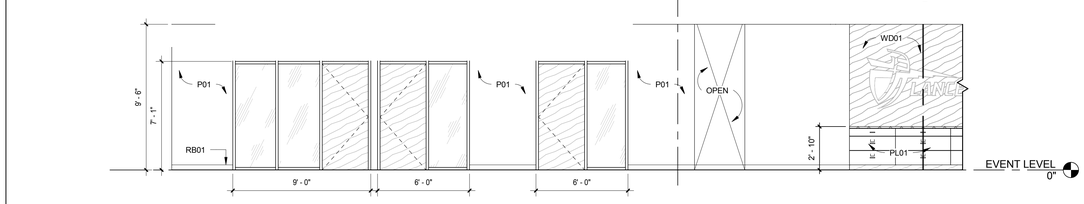

TEAM OFFICE CORRIDOR 1/4" = 1'-0" **3**

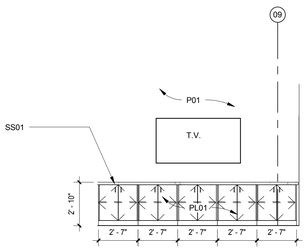

B110-CONFERENCE AREA #1 1/4" = 1'-0" **17**

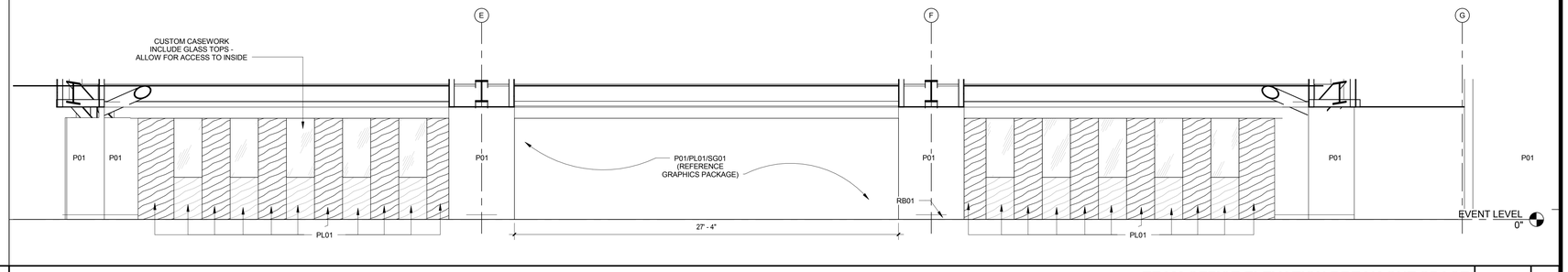

TEAM OFFICE ELEVATION BREAK OUT SPACE 1/4" = 1'-0" **2**

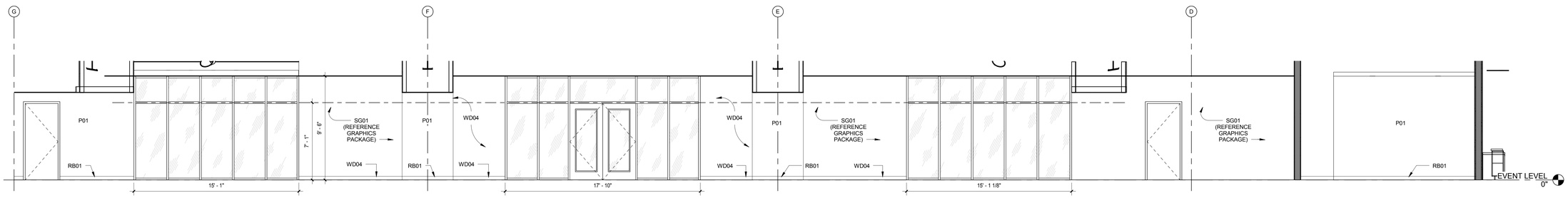

TEAM OFFICE ENTRY ELEVATION 1/4" = 1'-0" **1**

CALIFORNIA BAPTIST UNIVERSITY

EVENTS CENTER

8431 DIANA AVENUE, RIVERSIDE, CA

ISSUE FOR CONSTRUCTION
01-22-2016

LICENSED ARCHITECT
ROBERT M. SIMONDS
No. C-18501
Jan. 31, 2017
STATE OF CALIFORNIA

REVISIONS:

	DESCRIPTION	DATE

DATE ISSUED: 01/22/2016

SVA PROJECT NO: 2014-40129

SCALE: 1/4" = 1'-0"

SHEET NUMBER: **A402**

SHEET TITLE:

TEAM OFFICE ELEVATIONS

3 MACARTHUR PLACE, SUITE 850 SANTA ANA, CA 92707
T 949.809.3380 WWW.SVA-ARCHITECTS.COM

THIS DOCUMENT CONTAINS INFORMATION PROPRIETARY TO SVA ARCHITECTS INC. AND IS FURNISHED IN CONFIDENCE FOR THE LIMITED PURPOSE OF EVALUATION, BIDDING OR REVIEW. THIS DOCUMENT OR ITS CONTENTS MAY NOT BE USED FOR ANY OTHER PURPOSE AND MAY NOT BE REPRODUCED OR DISCLOSED TO OTHERS WITHOUT THE PRIOR WRITTEN CONSENT OF SVA ARCHITECTS INC. ALL RIGHTS RESERVED. © COPYRIGHT 2015.

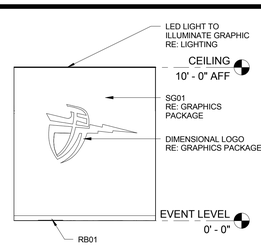

ENTRY CORRIDOR - SOUTH | 1/4" = 1'-0" | 4

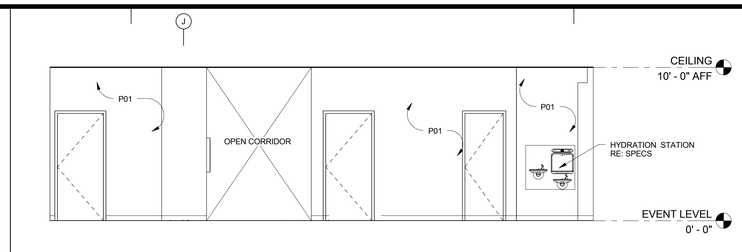

ENTRY CORRIDOR - WEST | 1/4" = 1'-0" | 3

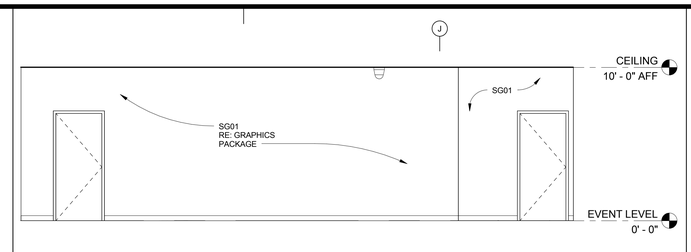

ENTRY CORRIDOR - EAST | 1/4" = 1'-0" | 2

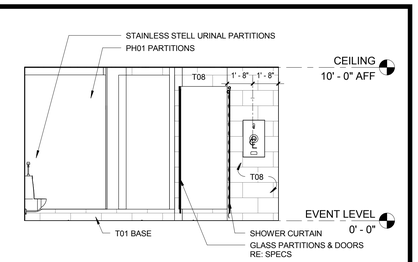

HOME TEAM SHOWER | 1/4" = 1'-0" | 1

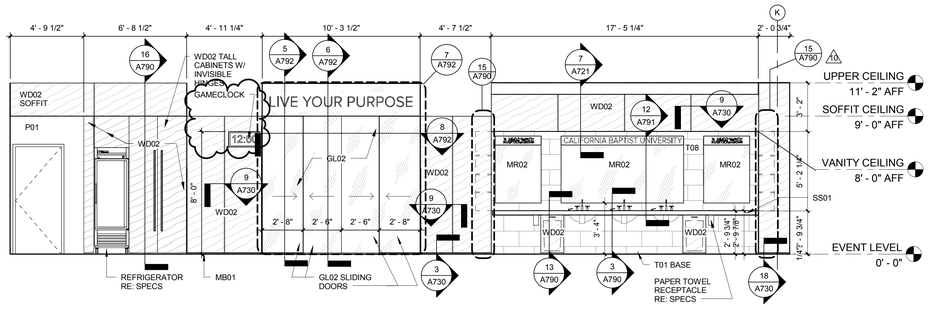

MENS HOME TEAM CORRIDOR - EAST | 1/4" = 1'-0" | 9

NOTE: FOR WOMENS' COACHES, REFER TO 12/A791 AND 13/A791 FOR LOCKER DETAILS

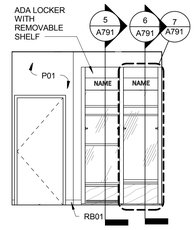

COACHES - NORTH | 1/4" = 1'-0" | 8

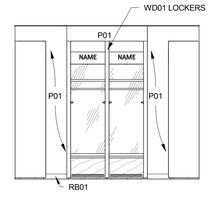

- EAST/WEST | 1/4" = 1'-0" | 7

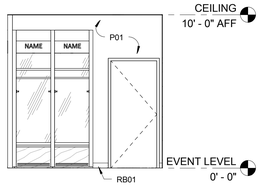

- SOUTH | 1/4" = 1'-0" | 6

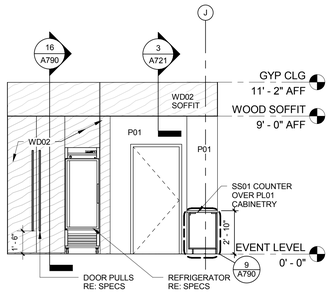

WOMEN'S HOME LOUNGE | 1/4" = 1'-0" | 5

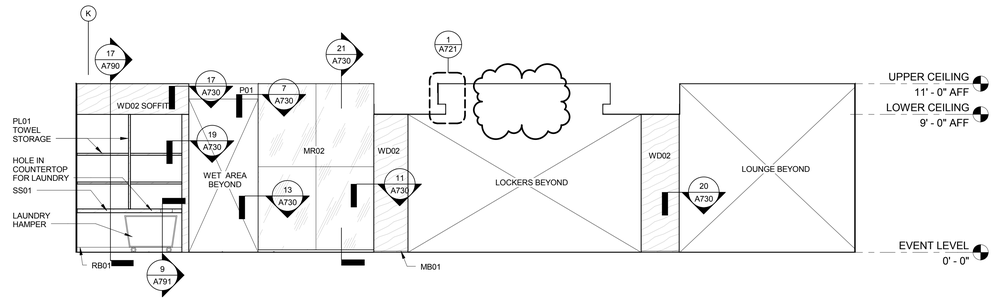

MENS HOME TEAM CORRIDOR - WEST | 1/4" = 1'-0" | 12

NOTE: FOR WOMENS' TEAM LOCKER ROOM, REFER TO 12/A791 AND 13/A791 FOR LOCKER DETAILS

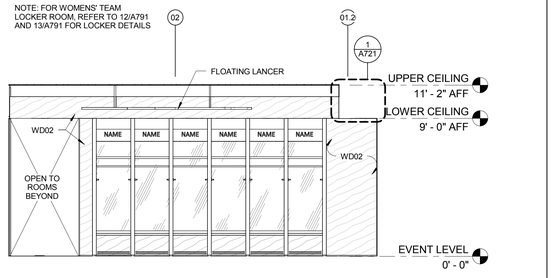

MENS HOME TEAM LOCKER - SOUTH | 1/4" = 1'-0" | 11

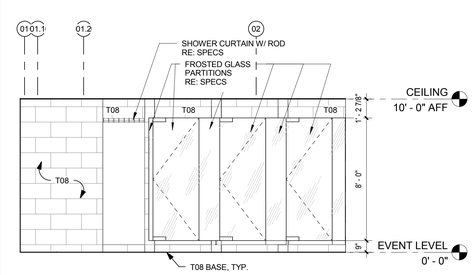

MENS HOME SHOWER STALLS | 1/4" = 1'-0" | 10

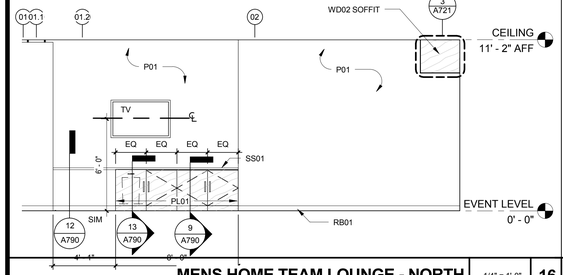

MENS HOME TEAM LOUNGE - NORTH | 1/4" = 1'-0" | 16

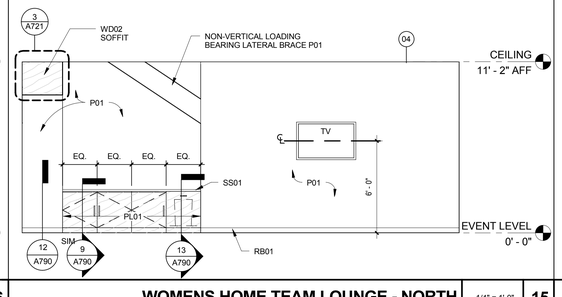

WOMENS HOME TEAM LOUNGE - NORTH | 1/4" = 1'-0" | 15

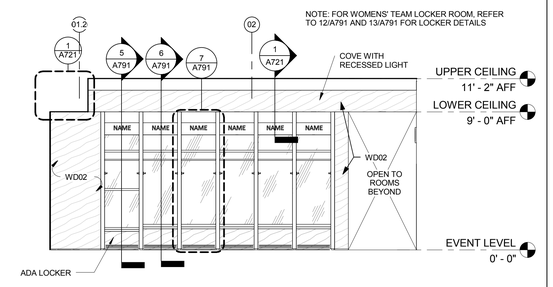

NOTE: FOR WOMENS' TEAM LOCKER ROOM, REFER TO 12/A791 AND 13/A791 FOR LOCKER DETAILS

MENS HOME TEAM LOCKER - NORTH | 1/4" = 1'-0" | 14

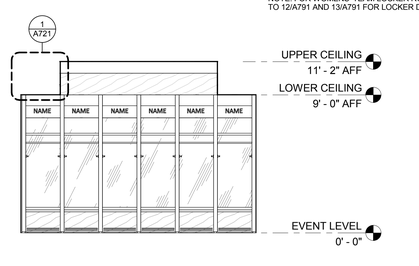

NOTE: FOR WOMENS' TEAM LOCKER ROOM, REFER TO 12/A791 AND 13/A791 FOR LOCKER DETAILS

MENS HOME TEAM LOCKER - WEST | 1/4" = 1'-0" | 13

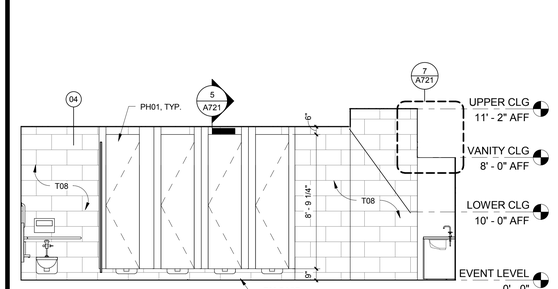

WOMENS HOME TEAM WATER CLOSET | 1/4" = 1'-0" | 20

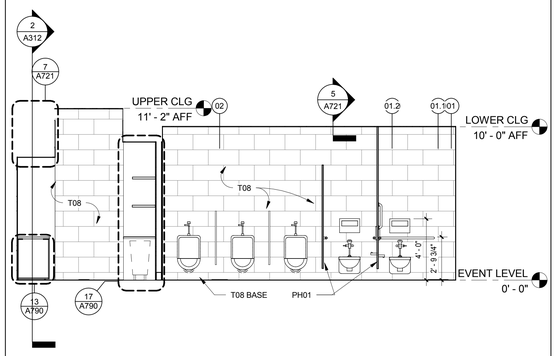

MENS LOCKER ROOM WATER CLOSET | 1/4" = 1'-0" | 19

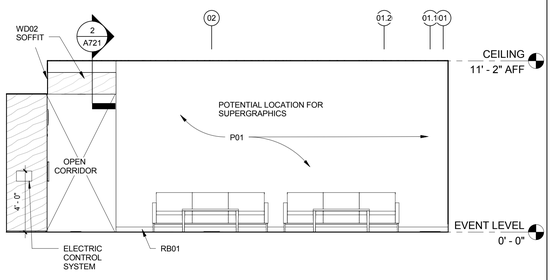

MENS HOME TEAM LOUNGE - SOUTH | 1/4" = 1'-0" | 18

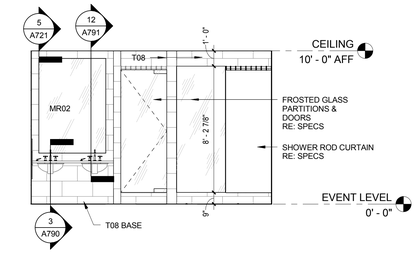

COACHES SHOWERS/VANITIES | 1/4" = 1'-0" | 17

CALIFORNIA BAPTIST UNIVERSITY

EVENTS CENTER

8431 DIANA AVENUE, RIVERSIDE, CA

-

REVISIONS:

	DESCRIPTION	DATE
10	ASI 019	6-7-16
12	RFCP 14	7-11-16

DATE ISSUED: 01/22/2016

SVA PROJECT NO: 2014-40129

SCALE: 1/4" = 1'-0"

SHEET NUMBER: A403

SHEET TITLE:

INTERIOR ELEVATIONS - EVENT LEVEL

3 MACARTHUR PLACE, SUITE 850 SANTA ANA, CA 92707
T 949.809.3380 WWW.SVA-ARCHITECTS.COM

THIS DOCUMENT CONTAINS INFORMATION PROPRIETARY TO SVA ARCHITECTS INC. AND IS FURNISHED IN CONFIDENCE FOR THE LIMITED PURPOSE OF EVALUATION, BIDDING OR REVIEW. THIS DOCUMENT OR ITS CONTENTS MAY NOT BE USED FOR ANY OTHER PURPOSE AND MAY NOT BE REPRODUCED OR DISCLOSED TO OTHERS WITHOUT THE PRIOR WRITTEN CONSENT OF SVA ARCHITECTS INC. ALL RIGHTS RESERVED, © COPYRIGHT 2015.

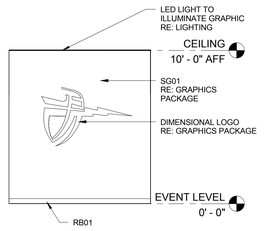

ENTRY CORRIDOR - SOUTH | 1/4" = 1'-0" | 4

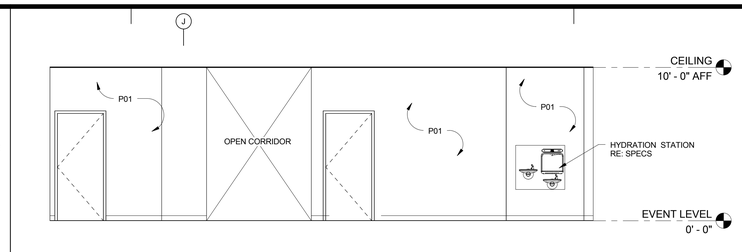

ENTRY CORRIDOR - WEST | 1/4" = 1'-0" | 3

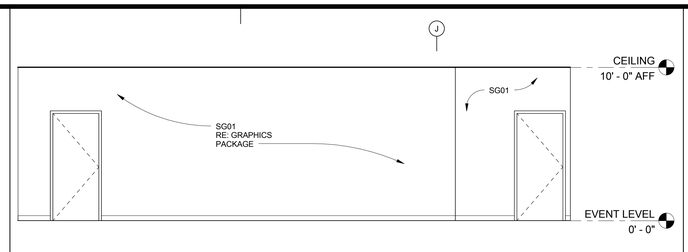

ENTRY CORRIDOR - EAST | 1/4" = 1'-0" | 2

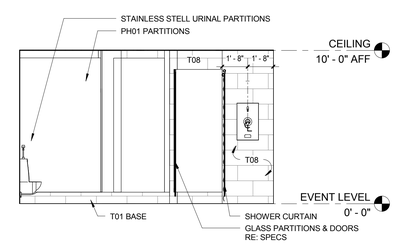

HOME TEAM SHOWER | 1/4" = 1'-0" | 1

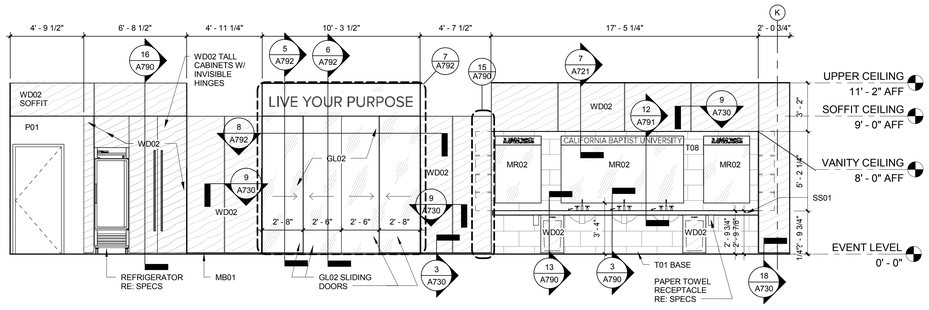

MENS HOME TEAM CORRIDOR - EAST | 1/4" = 1'-0" | 9

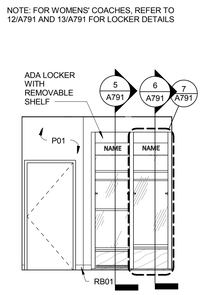

COACHES - NORTH | 1/4" = 1'-0" | 8

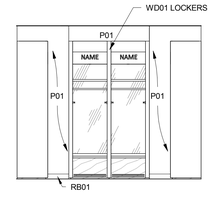

- EAST/WEST | 1/4" = 1'-0" | 7

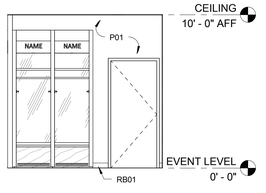

- SOUTH | 1/4" = 1'-0" | 6

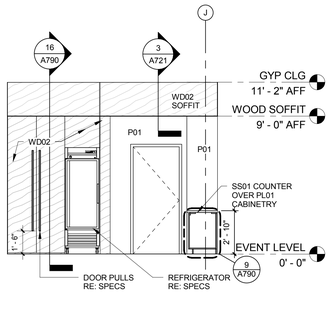

WOMEN'S HOME LOUNGE | 1/4" = 1'-0" | 5

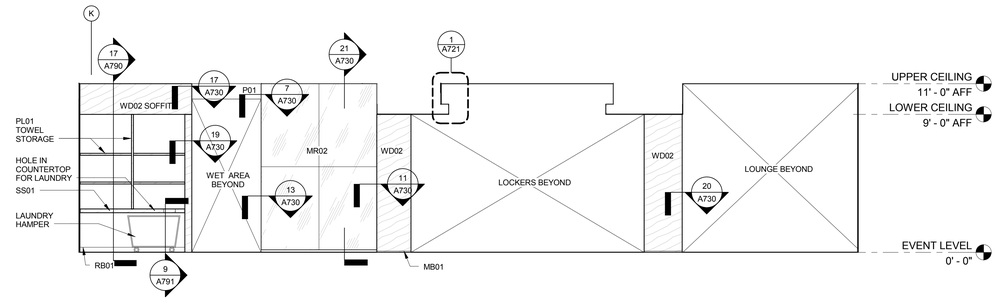

MENS HOME TEAM CORRIDOR - WEST | 1/4" = 1'-0" | 12

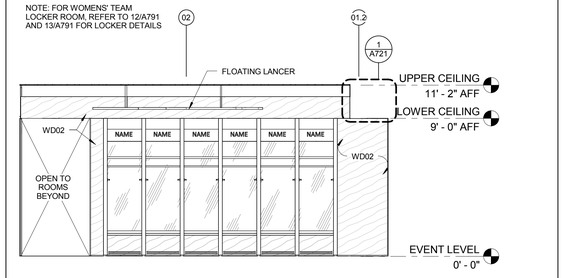

MENS HOME TEAM LOCKER - SOUTH | 1/4" = 1'-0" | 11

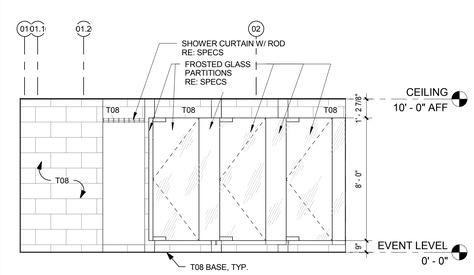

MENS HOME SHOWER STALLS | 1/4" = 1'-0" | 10

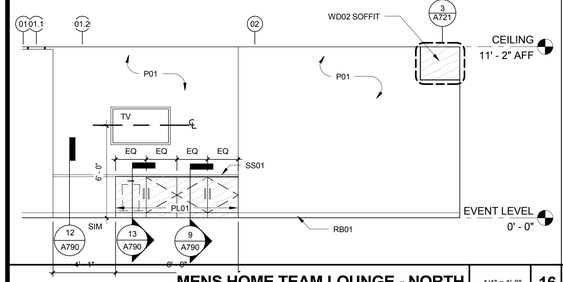

MENS HOME TEAM LOUNGE - NORTH | 1/4" = 1'-0" | 16

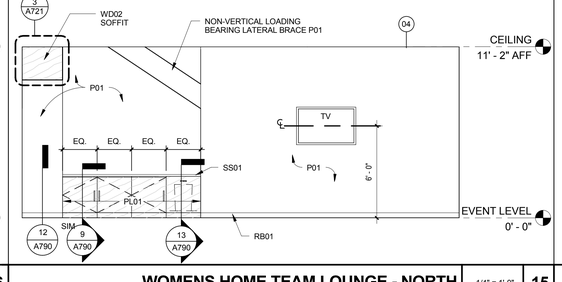

WOMENS HOME TEAM LOUNGE - NORTH | 1/4" = 1'-0" | 15

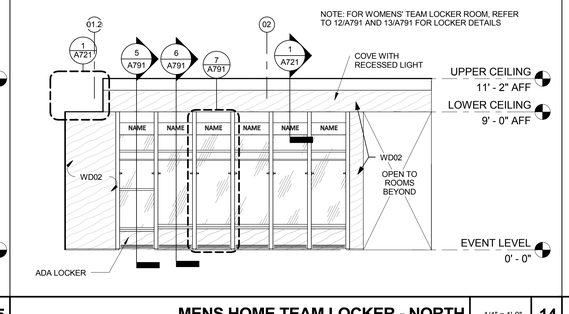

MENS HOME TEAM LOCKER - NORTH | 1/4" = 1'-0" | 14

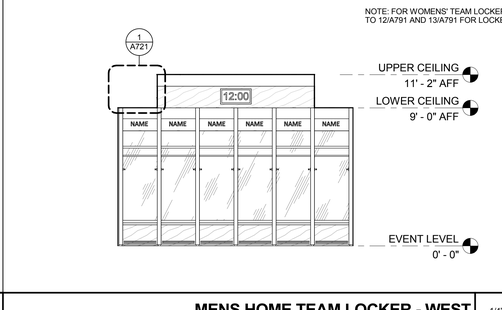

MENS HOME TEAM LOCKER - WEST | 1/4" = 1'-0" | 13

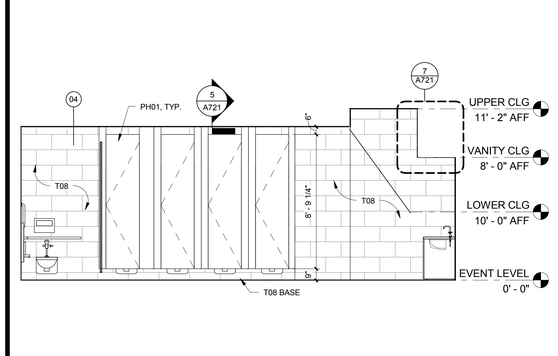

WOMENS HOME TEAM WATER CLOSET | 1/4" = 1'-0" | 20

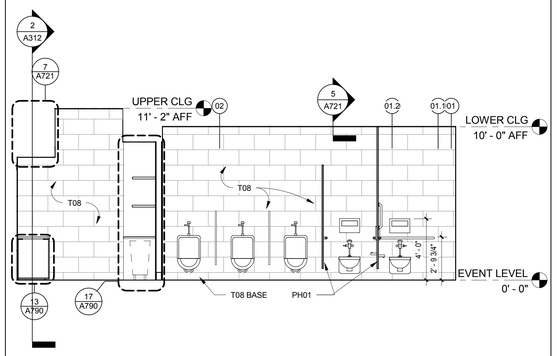

MENS LOCKER ROOM WATER CLOSET | 1/4" = 1'-0" | 19

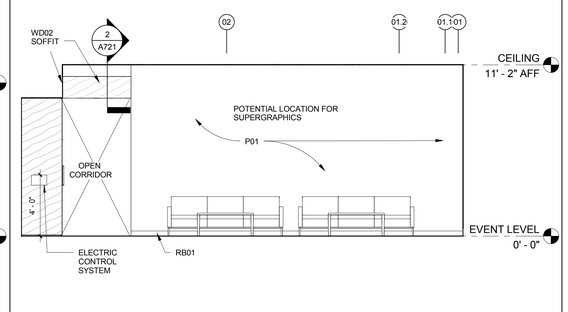

MENS HOME TEAM LOUNGE - SOUTH | 1/4" = 1'-0" | 18

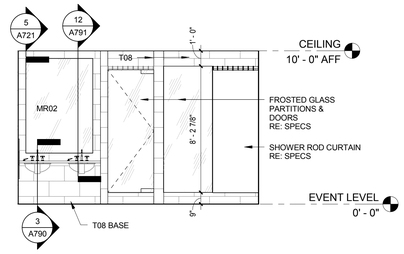

COACHES SHOWERS/VANITIES | 1/4" = 1'-0" | 17

CALIFORNIA BAPTIST UNIVERSITY

EVENTS CENTER

8431 DIANA AVENUE, RIVERSIDE, CA

ISSUE FOR CONSTRUCTION 01-22-2016

LICENSED ARCHITECT ROBERT M. SIMONS No. C-18301 Jan. 31, 2017 STATE OF CALIFORNIA

REVISIONS:

	DESCRIPTION	DATE

DATE ISSUED: 01/22/2016

SVA PROJECT NO: 2014-40129

SCALE: 1/4" = 1'-0"

SHEET NUMBER: A403

SHEET TITLE:

INTERIOR ELEVATIONS - EVENT LEVEL

h+k SVA ARCHITECTS

3 MACARTHUR PLACE, SUITE 850 SANTA ANA, CA 92707

T 949.809.3380 WWW.SVA-ARCHITECTS.COM

THIS DOCUMENT CONTAINS INFORMATION PROPRIETARY TO SVA ARCHITECTS INC. AND IS FURNISHED IN CONFIDENCE FOR THE LIMITED PURPOSE OF EVALUATION, BIDDING OR REVIEW. THIS DOCUMENT OR ITS CONTENTS MAY NOT BE USED FOR ANY OTHER PURPOSE AND MAY NOT BE REPRODUCED OR DISCLOSED TO OTHERS WITHOUT THE PRIOR WRITTEN CONSENT OF SVA ARCHITECTS INC. ALL RIGHTS RESERVED, © COPYRIGHT 2015.

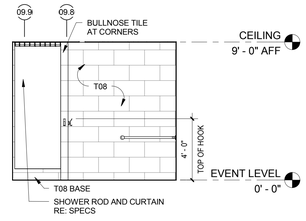

PERFORMER 1 SHOWER ELEVATION 1/4" = 1'-0" **5**

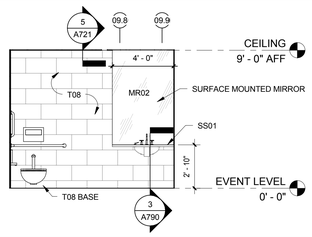

PERFORMER 1 RESTROOM ELEVATION 1/4" = 1'-0" **4**

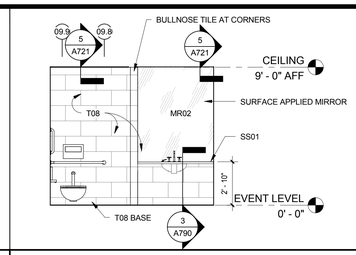

PERFORMER 2 RESTROOM ELEVATION 1/4" = 1'-0" **3**

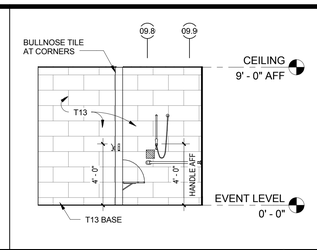

PFMR. 2 SHOWER ELEVATION 1/4" = 1'-0" **2**

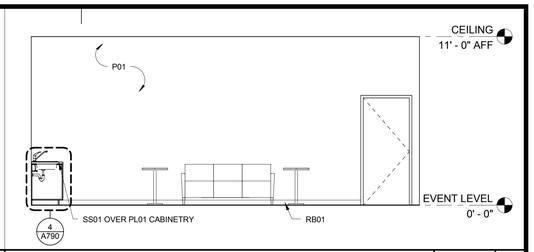

GREEN ROOM WEST 1/4" = 1'-0" **1**

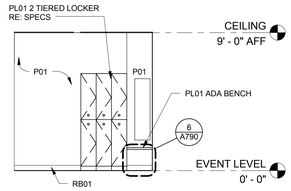

PERFORMER 3 WEST 1/4" = 1'-0" **10**

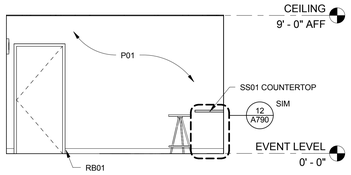

PERFORMER 3 DRESSING EAST 1/4" = 1'-0" **9**

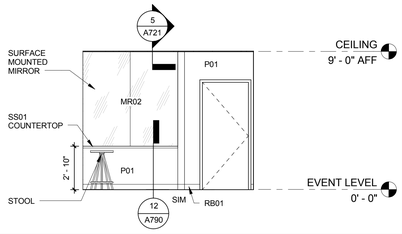

PERFORMER 3 DRESSING SOUTH 1/4" = 1'-0" **8**

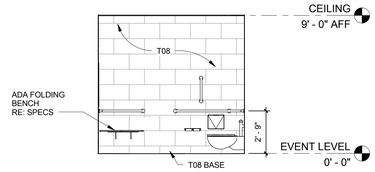

PERFORMER 3 RESTROOM SOUTH 1/4" = 1'-0" **7**

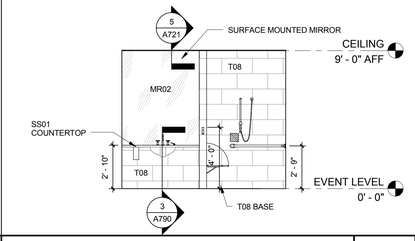

PERFORMER 3 RESTROOM EAST 1/4" = 1'-0" **6**

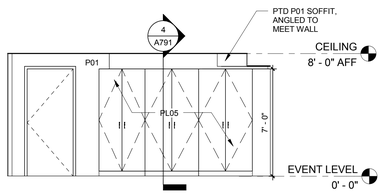

VISITOR'S TAPING WEST 1/4" = 1'-0" **15**

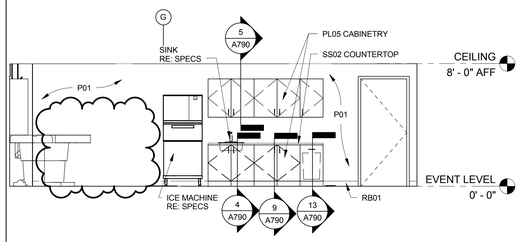

VISITOR'S TAPING/TRAINING EAST 1/4" = 1'-0" **14**

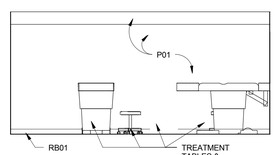

VISITOR'S TAPING - NW 1/4" = 1'-0" **13**

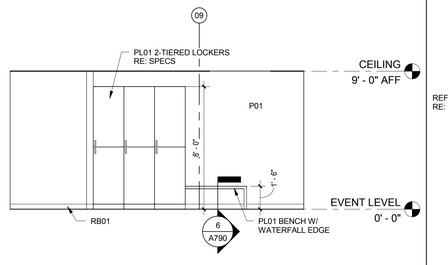

PERFORMER DRESSING 1&2 ELEVATION 1/4" = 1'-0" **12**

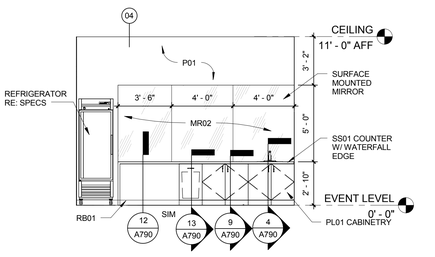

GREEN ROOM SOUTH 1/4" = 1'-0" **11**

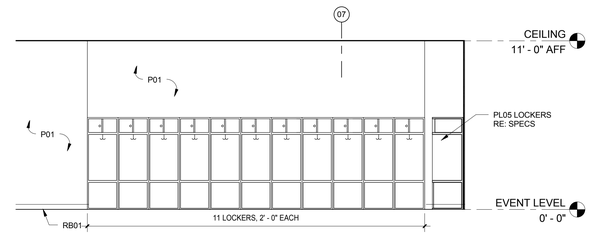

VISITOR LOCKER 1 NORTH ELEVATION 1/4" = 1'-0" **19**

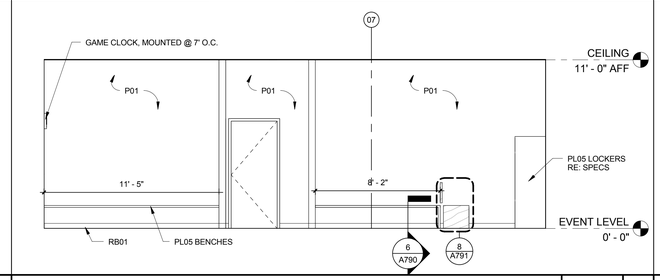

VISITOR LOCKER 3 & 4 NORTH ELEVATION 1/4" = 1'-0" **18**

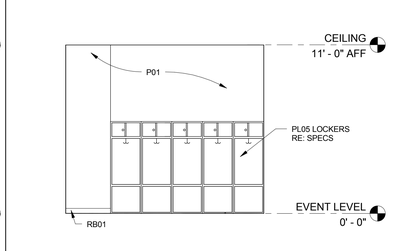

VISITORS LOCKER 1 EAST ELEVATION 1/4" = 1'-0" **17**

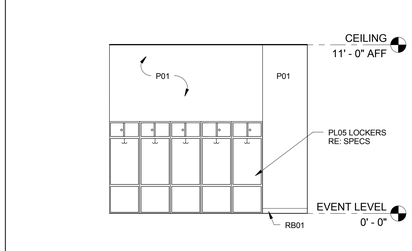

VISITORS LOCKER 2 WEST ELEVATION 1/4" = 1'-0" **16**

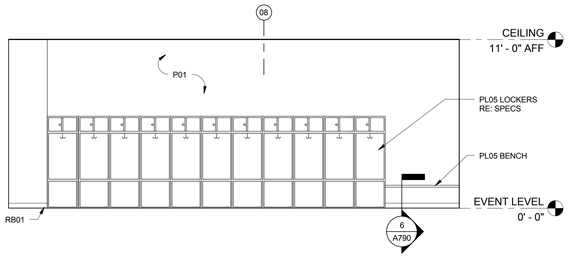

VISITOR LOCKER 2 NORTH ELEVATION 1/4" = 1'-0" **23**

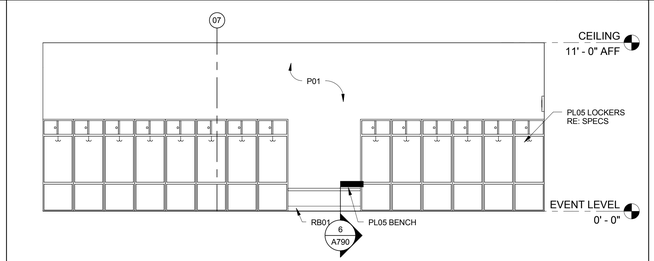

VISITOR LOCKER 3 & 4 SOUTH ELEVATION 1/4" = 1'-0" **22**

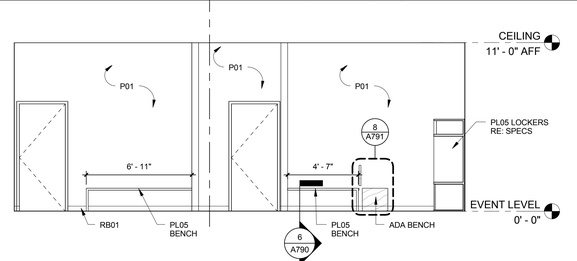

VISITORS LOCKER 2 SOUTH ELEVATION 1/4" = 1'-0" **21**

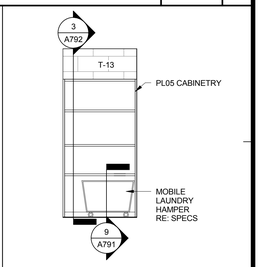

LAUNDRY 1/4" = 1'-0" **20**

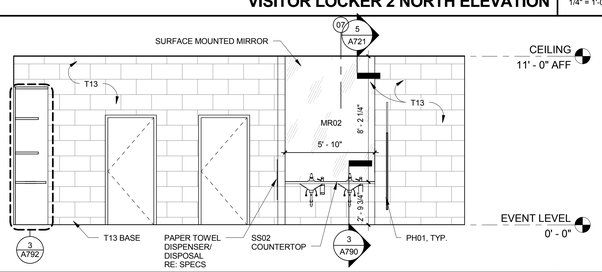

VISITOR TEAM RESTROOM NORTH 1/4" = 1'-0" **27**

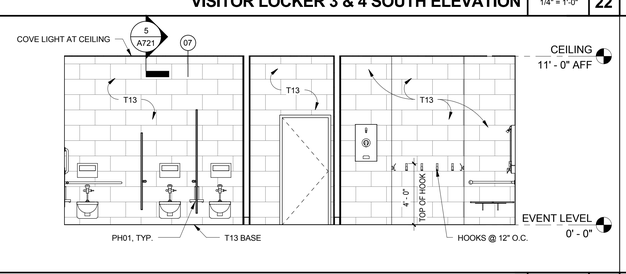

VISITOR TEAM RESTROOM SOUTH 1/4" = 1'-0" **26**

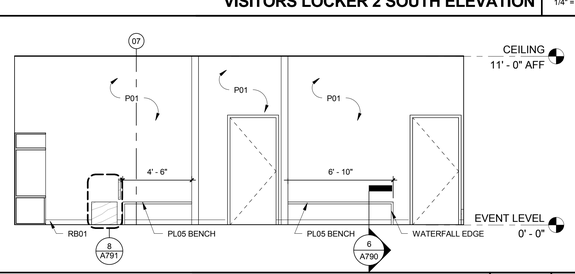

VISITORS LOCKER 1 SOUTH ELEVATION 1/4" = 1'-0" **25**

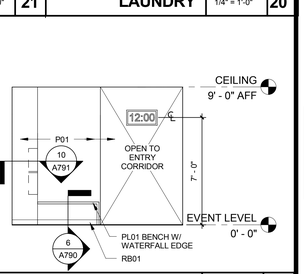

PERFORMER 3 NORTH 1/4" = 1'-0" **24**

CALIFORNIA BAPTIST UNIVERSITY

EVENTS CENTER

8431 DIANA AVENUE, RIVERSIDE, CA

-

REVISIONS:

	DESCRIPTION	DATE
12	RFCP 14	7-11-16

DATE ISSUED: 01/22/2016

SVA PROJECT NO: 2014-40129

SCALE: 1/4" = 1'-0"

SHEET NUMBER: A404

SHEET TITLE:

INTERIOR ELEVATIONS - EVENT LEVEL

3 MACARTHUR PLACE, SUITE 850 SANTA ANA, CA 92707

T 949.809.3380 WWW.SVA-ARCHITECTS.COM

THIS DOCUMENT CONTAINS INFORMATION PROPRIETARY TO SVA ARCHITECTS INC. AND IS FURNISHED IN CONFIDENCE FOR THE LIMITED PURPOSE OF EVALUATION, BIDDING OR REVIEW. THIS DOCUMENT OR ITS CONTENTS MAY NOT BE USED FOR ANY OTHER PURPOSE AND MAY NOT BE REPRODUCED OR DISCLOSED TO OTHERS WITHOUT THE PRIOR WRITTEN CONSENT OF SVA ARCHITECTS INC. ALL RIGHTS RESERVED. © COPYRIGHT 2015.

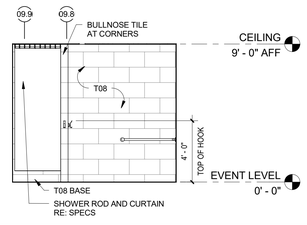

PERFORMER 1 SHOWER ELEVATION 1/4" = 1'-0" **5**

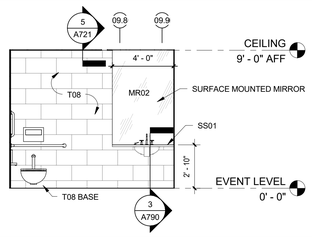

PERFORMER 1 RESTROOM ELEVATION 1/4" = 1'-0" **4**

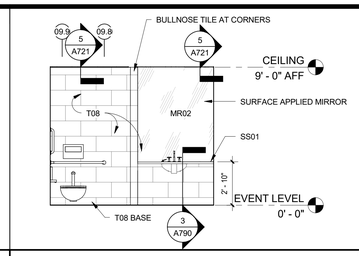

PERFORMER 2 RESTROOM ELEVATION 1/4" = 1'-0" **3**

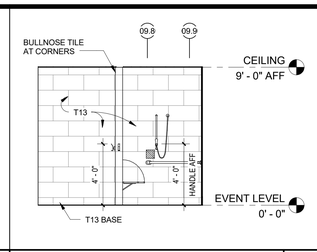

PFMR. 2 SHOWER ELEVATION 1/4" = 1'-0" **2**

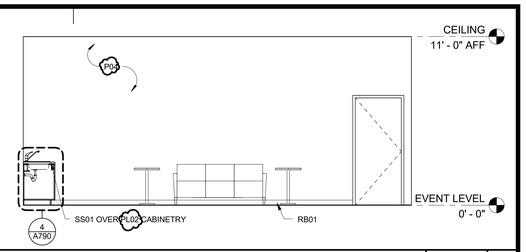

GREEN ROOM WEST 1/4" = 1'-0" **1**

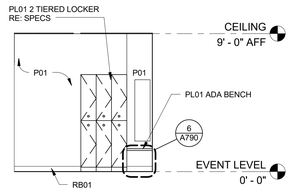

PERFORMER 3 WEST 1/4" = 1'-0" **10**

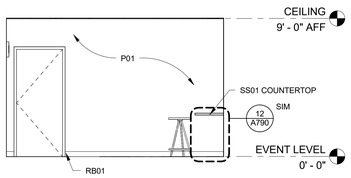

PERFORMER 3 DRESSING EAST 1/4" = 1'-0" **9**

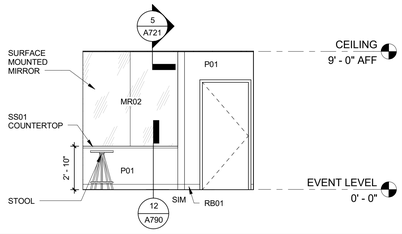

PERFORMER 3 DRESSING SOUTH 1/4" = 1'-0" **8**

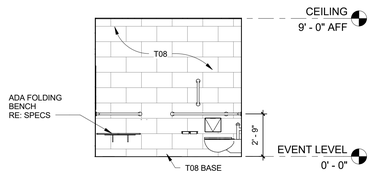

PERFORMER 3 RESTROOM SOUTH 1/4" = 1'-0" **7**

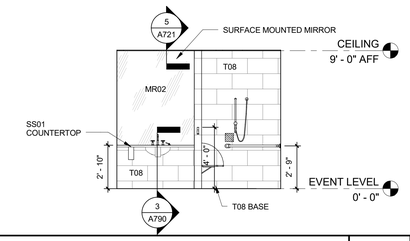

PERFORMER 3 RESTROOM EAST 1/4" = 1'-0" **6**

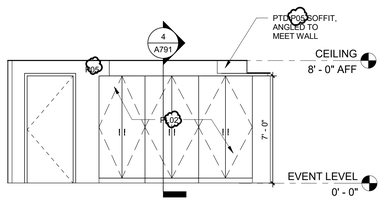

VISITOR'S TAPING WEST 1/4" = 1'-0" **15**

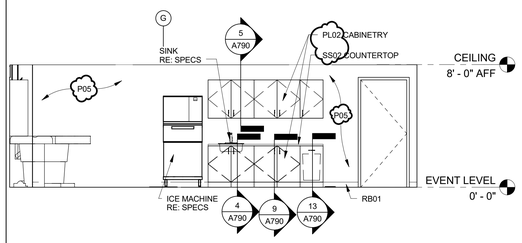

VISITOR'S TAPING/TRAINING EAST 1/4" = 1'-0" **14**

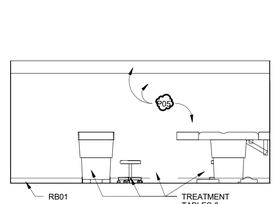

VISITOR'S TAPING - NW 1/4" = 1'-0" **13**

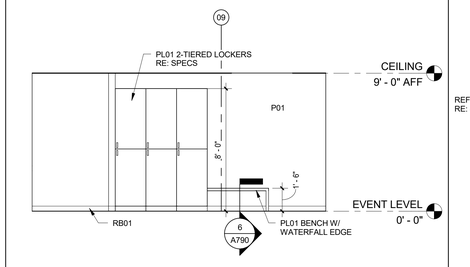

PERFORMER DRESSING 1&2 ELEVATION 1/4" = 1'-0" **12**

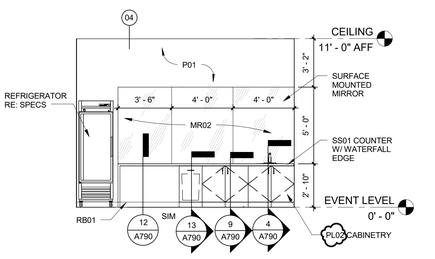

GREEN ROOM SOUTH 1/4" = 1'-0" **11**

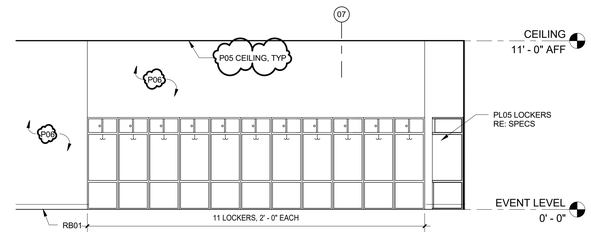

VISITOR LOCKER 1 NORTH ELEVATION 1/4" = 1'-0" **19**

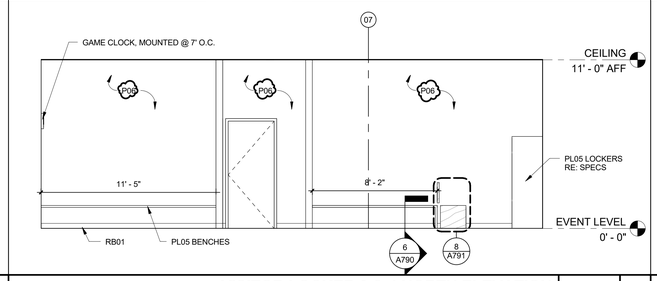

VISITOR LOCKER 3 & 4 NORTH ELEVATION 1/4" = 1'-0" **18**

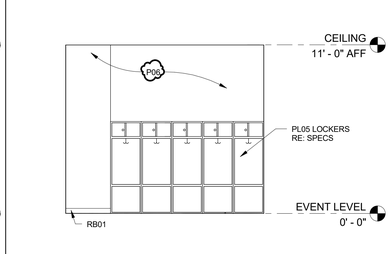

VISITORS LOCKER 1 EAST ELEVATION 1/4" = 1'-0" **17**

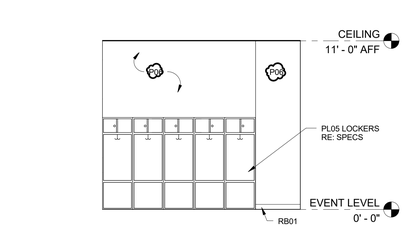

VISITORS LOCKER 2 WEST ELEVATION 1/4" = 1'-0" **16**

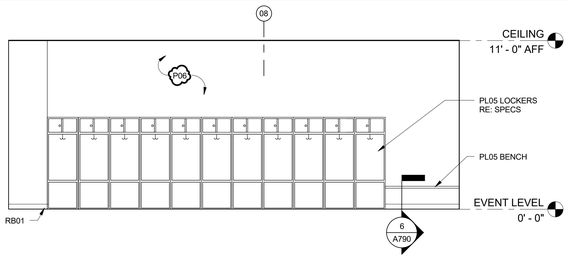

VISITOR LOCKER 2 NORTH ELEVATION 1/4" = 1'-0" **23**

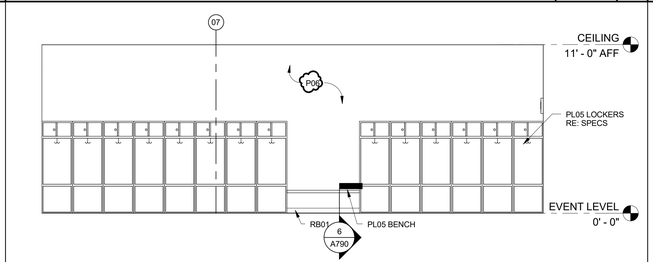

VISITOR LOCKER 3 & 4 SOUTH ELEVATION 1/4" = 1'-0" **22**

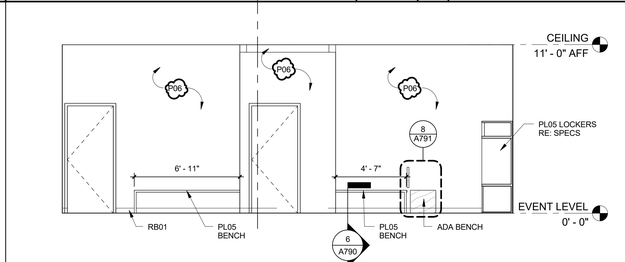

VISITORS LOCKER 2 SOUTH ELEVATION 1/4" = 1'-0" **21**

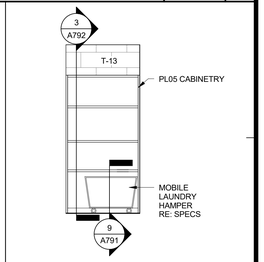

LAUNDRY 1/4" = 1'-0" **20**

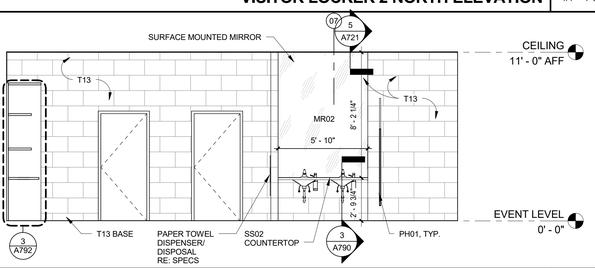

VISITOR TEAM RESTROOM NORTH 1/4" = 1'-0" **27**

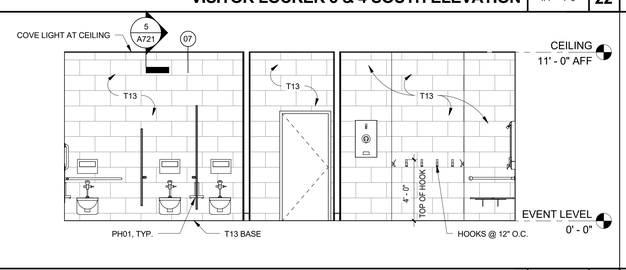

VISITOR TEAM RESTROOM SOUTH 1/4" = 1'-0" **26**

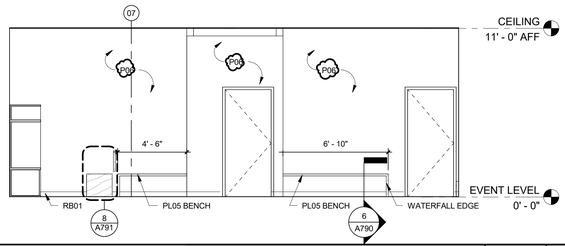

VISITORS LOCKER 1 SOUTH ELEVATION 1/4" = 1'-0" **25**

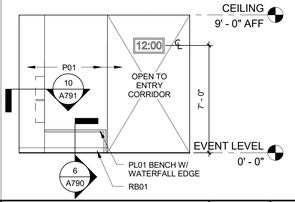

PERFORMER 3 NORTH 1/4" = 1'-0" **24**

CALIFORNIA BAPTIST UNIVERSITY

EVENTS CENTER

8431 DIANA AVENUE, RIVERSIDE, CA

-

REVISIONS:

	DESCRIPTION	DATE
12	RFCP 14	7-11-16
20	RFI 3236	8-30-16

DATE ISSUED: 01/22/2016

SVA PROJECT NO: 2014-40129

SCALE: 1/4" = 1'-0"

SHEET NUMBER: A404

SHEET TITLE:

INTERIOR ELEVATIONS - EVENT LEVEL

3 MACARTHUR PLACE, SUITE 850 SANTA ANA, CA 92707

T 949.809.3380 WWW.SVA-ARCHITECTS.COM

THIS DOCUMENT CONTAINS INFORMATION PROPRIETARY TO SVA ARCHITECTS INC. AND IS FURNISHED IN CONFIDENCE FOR THE LIMITED PURPOSE OF EVALUATION, BIDDING OR REVIEW. THIS DOCUMENT OR ITS CONTENTS MAY NOT BE USED FOR ANY OTHER PURPOSE AND MAY NOT BE REPRODUCED OR DISCLOSED TO OTHERS WITHOUT THE PRIOR WRITTEN CONSENT OF SVA ARCHITECTS INC. ALL RIGHTS RESERVED. © COPYRIGHT 2015.

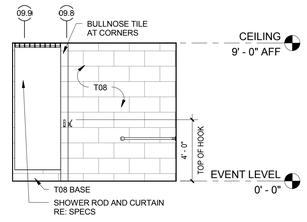

PERFORMER 1 SHOWER ELEVATION | 1/4" = 1'-0" | 5

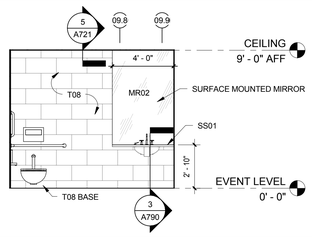

PERFORMER 1 RESTROOM ELEVATION | 1/4" = 1'-0" | 4

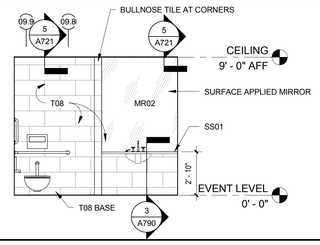

PERFORMER 2 RESTROOM ELEVATION | 1/4" = 1'-0" | 3

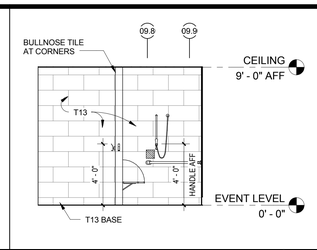

PFMR. 2 SHOWER ELEVATION | 1/4" = 1'-0" | 2

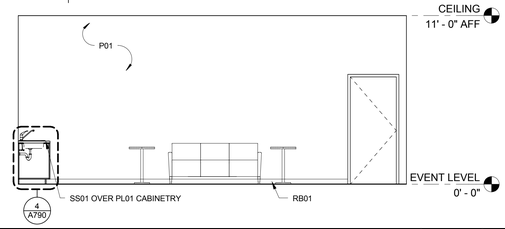

GREEN ROOM WEST | 1/4" = 1'-0" | 1

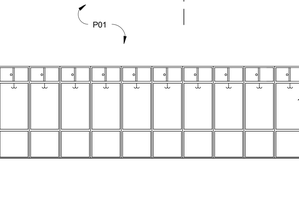

PERFORMER 3 WEST | 1/4" = 1'-0" | 10

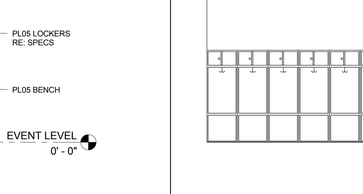

PERFORMER 3 DRESSING EAST | 1/4" = 1'-0" | 9

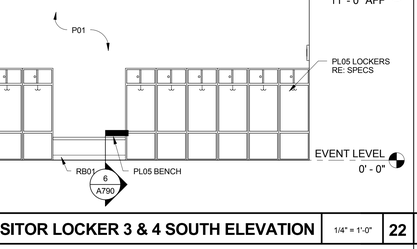

PERFORMER 3 DRESSING SOUTH | 1/4" = 1'-0" | 8

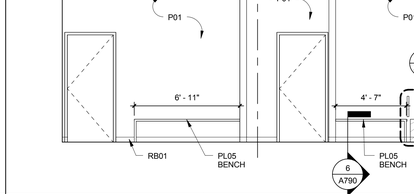

PERFORMER 3 RESTROOM SOUTH | 1/4" = 1'-0" | 7

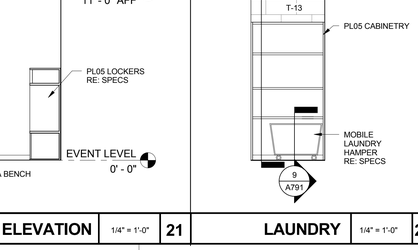

PERFORMER 3 RESTROOM EAST | 1/4" = 1'-0" | 6

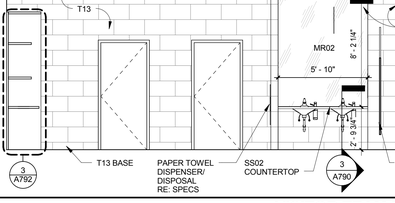

VISITOR'S TAPING WEST | 1/4" = 1'-0" | 15

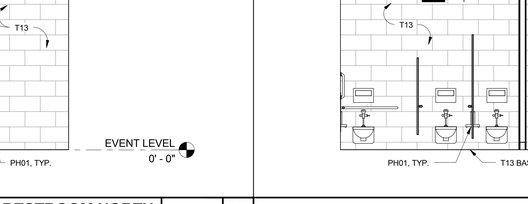

VISITOR'S TAPING/TRAINING EAST | 1/4" = 1'-0" | 14

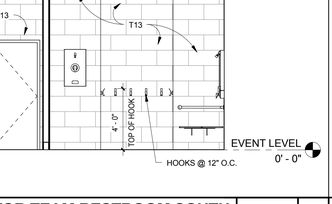

VISITOR'S TAPING - NW | 1/4" = 1'-0" | 13

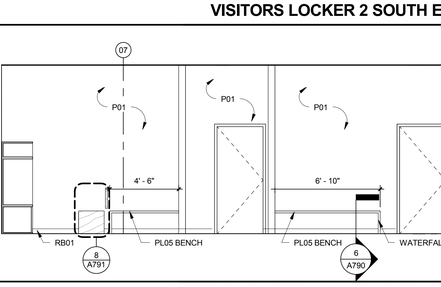

PERFORMER DRESSING 1&2 ELEVATION | 1/4" = 1'-0" | 12

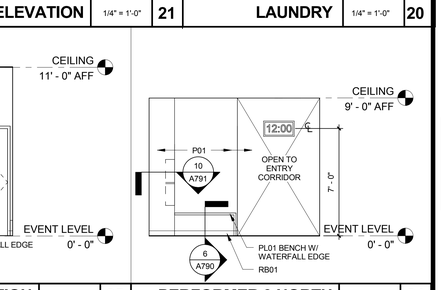

GREEN ROOM SOUTH | 1/4" = 1'-0" | 11

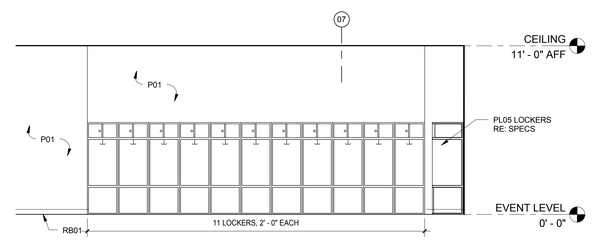

VISITOR LOCKER 1 NORTH ELEVATION | 1/4" = 1'-0" | 19

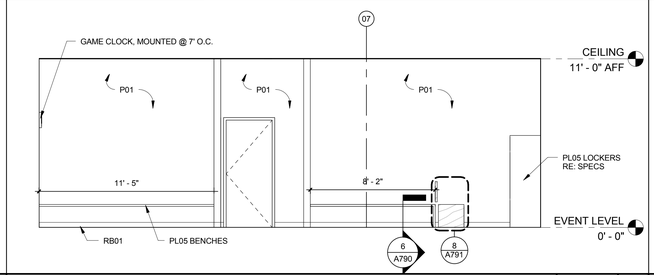

VISITOR LOCKER 3 & 4 NORTH ELEVATION | 1/4" = 1'-0" | 18

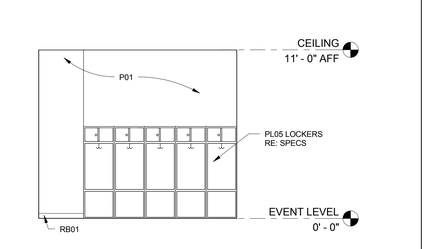

VISITORS LOCKER 1 EAST ELEVATION | 1/4" = 1'-0" | 17

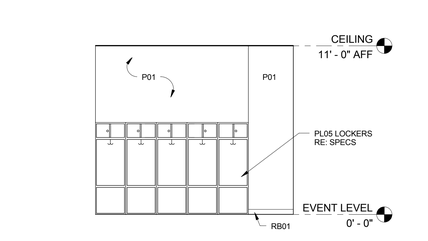

VISITORS LOCKER 2 WEST ELEVATION | 1/4" = 1'-0" | 16

VISITOR LOCKER 2 NORTH ELEVATION | 1/4" = 1'-0" | 23

VISITOR LOCKER 3 & 4 SOUTH ELEVATION | 1/4" = 1'-0" | 22

VISITORS LOCKER 2 SOUTH ELEVATION | 1/4" = 1'-0" | 21

LAUNDRY | 1/4" = 1'-0" | 20

VISITOR TEAM RESTROOM NORTH | 1/4" = 1'-0" | 27

VISITOR TEAM RESTROOM SOUTH | 1/4" = 1'-0" | 26

VISITORS LOCKER 1 SOUTH ELEVATION | 1/4" = 1'-0" | 25

PERFORMER 3 NORTH | 1/4" = 1'-0" | 24

CALIFORNIA BAPTIST UNIVERSITY
EVENTS CENTER

8431 DIANA AVENUE, RIVERSIDE, CA

ISSUE FOR CONSTRUCTION
01-22-2016

LICENSED ARCHITECT
ROBERT M. SIMONS
No. C-18501
Jan. 31, 2017
STATE OF CALIFORNIA

REVISIONS:

	DESCRIPTION	DATE

DATE ISSUED: 01/22/2016
SVA PROJECT NO: 2014-40129
SCALE: 1/4" = 1'-0"
SHEET NUMBER: A404
SHEET TITLE:

INTERIOR ELEVATIONS - EVENT LEVEL

h+k SVA ARCHITECTS
3 MACARTHUR PLACE, SUITE 850 SANTA ANA, CA 92707
T 949.809.3380 WWW.SVA-ARCHITECTS.COM

THIS DOCUMENT CONTAINS INFORMATION PROPRIETARY TO SVA ARCHITECTS INC. AND IS FURNISHED FOR INFORMATION PURPOSES ONLY IN CONNECTION WITH EVALUATION, BIDDING OR REVIEW. THIS DOCUMENT OR ITS CONTENTS MAY NOT BE USED FOR ANY OTHER PURPOSE AND MAY NOT BE REPRODUCED OR DISCLOSED TO OTHERS WITHOUT THE PRIOR WRITTEN CONSENT OF SVA ARCHITECTS INC. ALL RIGHTS RESERVED, © COPYRIGHT 2015.

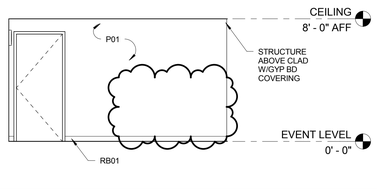

TAPING/TRAINING WEST 1/4" = 1'-0" **5**

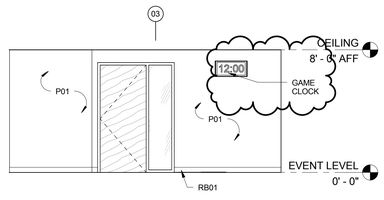

TAPING/TRAINING SOUTH 1/4" = 1'-0" **4**

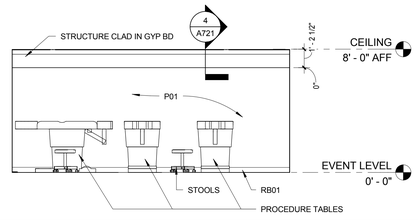

TAPING/TRAINING NORTH 1/4" = 1'-0" **3**

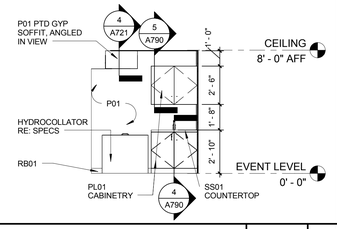

TAPING/TRAINING EAST 1/4" = 1'-0" **2**

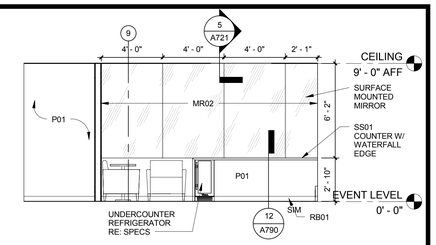

PERFORMER 1&2 ELEVATION 1/4" = 1'-0" **1**

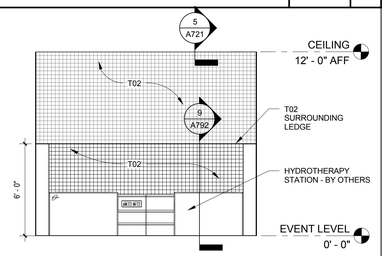

HYDROTHERAPY WEST 1/4" = 1'-0" **10**

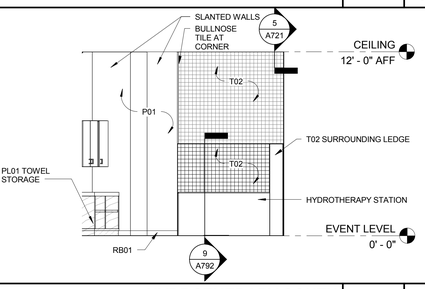

HYDROTHERAPY SOUTH 1/4" = 1'-0" **9**

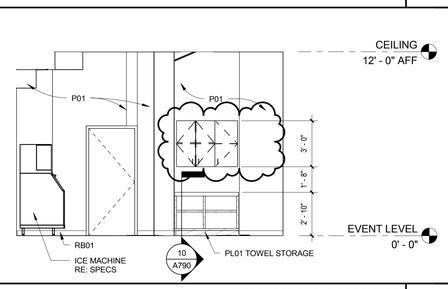

HYDROTHERAPY EAST 1/4" = 1'-0" **8**

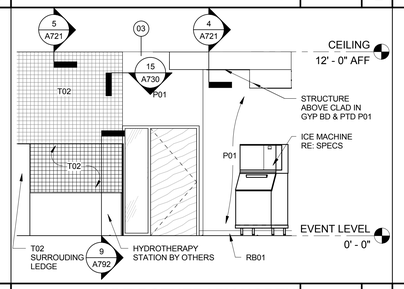

HYDROTHERAPY NORTH 1/4" = 1'-0" **7**

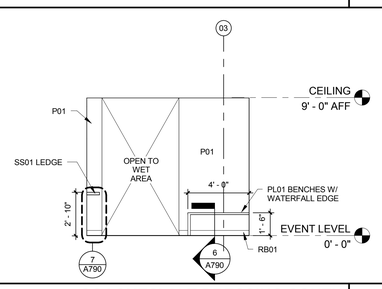

COACHES' ALT DRESSING SOUTH 1/4" = 1'-0" **6**

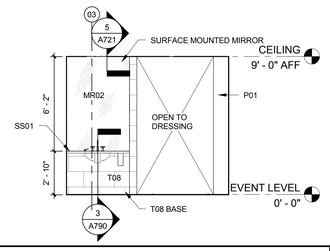

COACHES' ALT. VANITY 1/4" = 1'-0" **15**

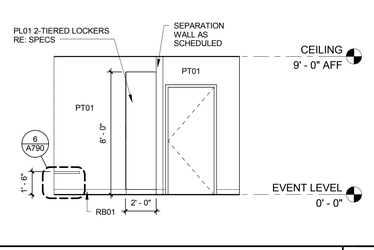

COACHES' ALT. DRESSING WEST 1/4" = 1'-0" **14**

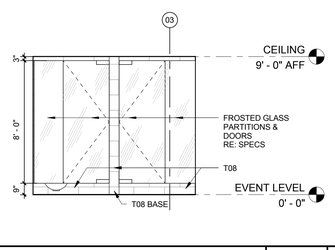

COACHES' ALT. SOUTH 1/4" = 1'-0" **13**

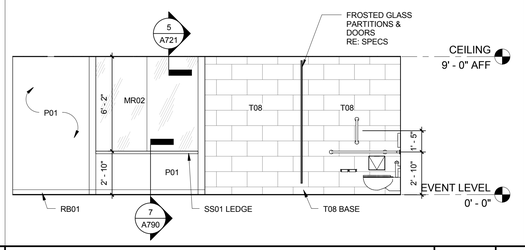

COACHES' ALT DRESSING EAST 1/4" = 1'-0" **12**

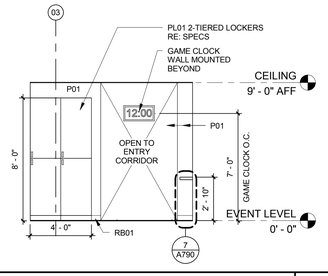

COACHES' ALT. DRESSING NORTH 1/4" = 1'-0" **11**

CALIFORNIA BAPTIST UNIVERSITY

EVENTS CENTER

8431 DIANA AVENUE, RIVERSIDE, CA

-

REVISIONS:

	DESCRIPTION	DATE
3	RFCP 005	5-31-16
12	RFCP 14	7-11-16

DATE ISSUED: 01/22/2016

SVA PROJECT NO: 2014-40129

SCALE: 1/4" = 1'-0"

SHEET NUMBER: **A405**

SHEET TITLE:

INTERIOR ELEVATIONS - EVENT LEVEL

ARCHITECTS

3 MACARTHUR PLACE, SUITE 850 SANTA ANA, CA 92707

T 949.809.3380 WWW.SVA-ARCHITECTS.COM

THIS DOCUMENT CONTAINS INFORMATION PROPRIETARY TO SVA ARCHITECTS INC. AND IS FURNISHED IN CONFIDENCE FOR THE LIMITED PURPOSE OF EVALUATION, BIDDING OR REVIEW. THIS DOCUMENT OR ITS CONTENTS MAY NOT BE USED FOR ANY OTHER PURPOSE AND MAY NOT BE REPRODUCED OR DISCLOSED TO OTHERS WITHOUT THE PRIOR WRITTEN CONSENT OF SVA ARCHITECTS INC. ALL RIGHTS RESERVED. © COPYRIGHT 2015.

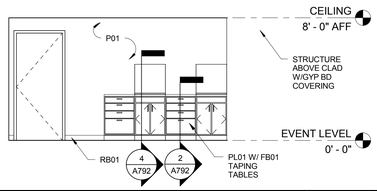

TAPING/TRAINING WEST 1/4" = 1'-0" **5**

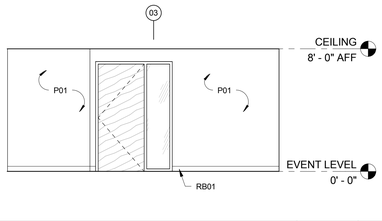

TAPING/TRAINING SOUTH 1/4" = 1'-0" **4**

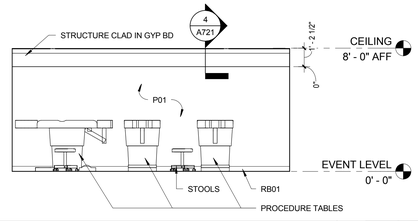

TAPING/TRAINING NORTH 1/4" = 1'-0" **3**

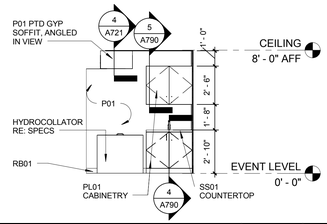

TAPING/TRAINING EAST 1/4" = 1'-0" **2**

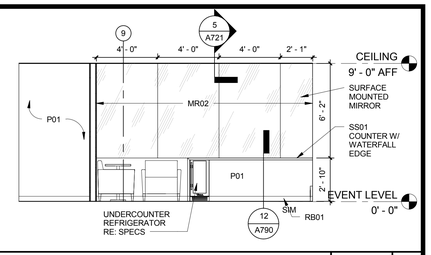

PERFORMER 1&2 ELEVATION 1/4" = 1'-0" **1**

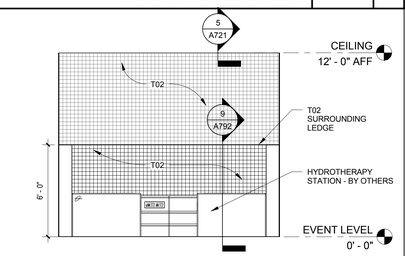

HYDROTHERAPY WEST 1/4" = 1'-0" **10**

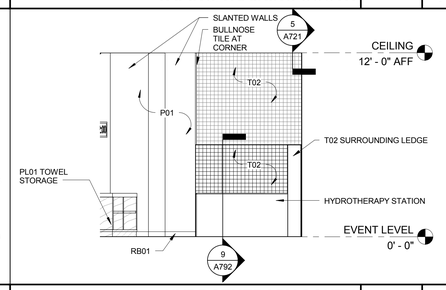

HYDROTHERAPY SOUTH 1/4" = 1'-0" **9**

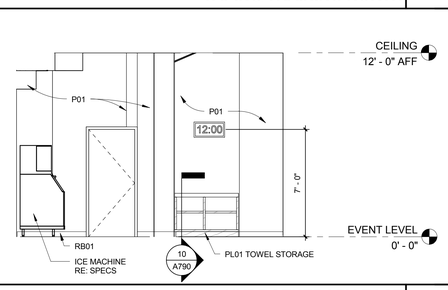

HYDROTHERAPY EAST 1/4" = 1'-0" **8**

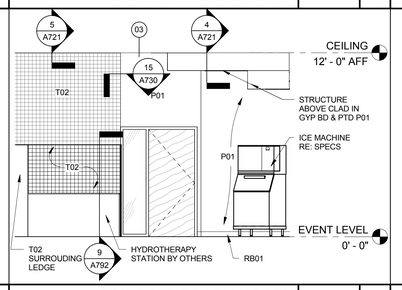

HYDROTHERAPY NORTH 1/4" = 1'-0" **7**

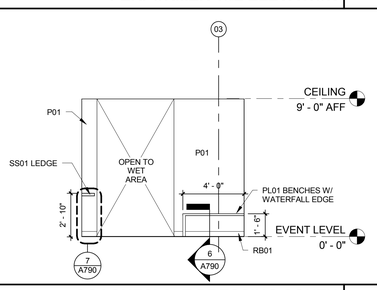

COACHES' ALT DRESSING SOUTH 1/4" = 1'-0" **6**

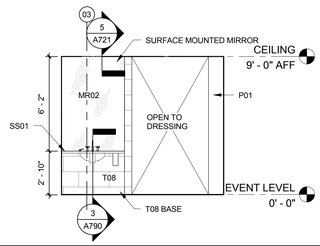

COACHES' ALT. VANITY 1/4" = 1'-0" **15**

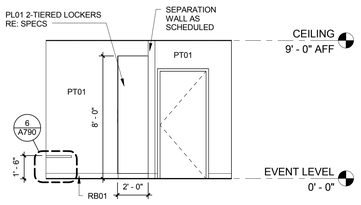

COACHES' ALT. DRESSING WEST 1/4" = 1'-0" **14**

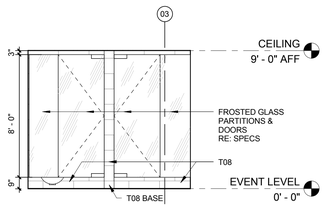

COACHES' ALT. SOUTH 1/4" = 1'-0" **13**

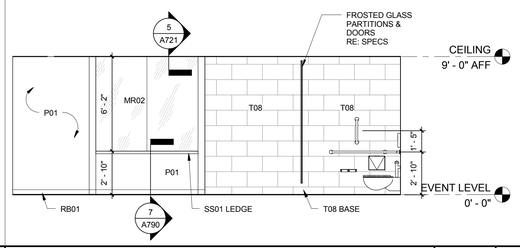

COACHES' ALT DRESSING EAST 1/4" = 1'-0" **12**

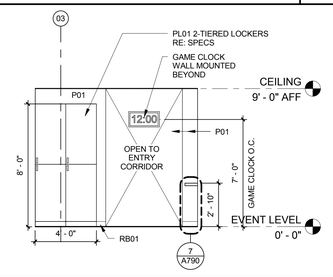

COACHES' ALT. DRESSING NORTH 1/4" = 1'-0" **11**

CALIFORNIA BAPTIST UNIVERSITY

EVENTS CENTER

8431 DIANA AVENUE, RIVERSIDE, CA

ISSUE FOR CONSTRUCTION 01-22-2016

LICENSED ARCHITECT ROBERT M. SIMONS No. C-18501 Jan. 31, 2017 STATE OF CALIFORNIA

REVISIONS:

	DESCRIPTION	DATE
1		
2		
3		
4		
5		
6		
7		
8		
9		
10		
11		
12		

DATE ISSUED: 01/22/2016

SVA PROJECT NO: 2014-40129

SCALE: 1/4" = 1'-0"

SHEET NUMBER: A405

SHEET TITLE:

INTERIOR ELEVATIONS - EVENT LEVEL

h+k SVA ARCHITECTS

3 MACARTHUR PLACE, SUITE 850 SANTA ANA, CA 92707

T 949.809.3380 WWW.SVA-ARCHITECTS.COM

THIS DOCUMENT CONTAINS INFORMATION PROPRIETARY TO SVA ARCHITECTS INC. AND IS FURNISHED IN CONFIDENCE FOR THE LIMITED PURPOSE OF EVALUATION, BIDDING OR REVIEW. THIS DOCUMENT OR ITS CONTENTS MAY NOT BE USED FOR ANY OTHER PURPOSE AND MAY NOT BE REPRODUCED OR DISCLOSED TO OTHERS WITHOUT THE PRIOR WRITTEN CONSENT OF SVA ARCHITECTS INC. ALL RIGHTS RESERVED. © COPYRIGHT 2015.

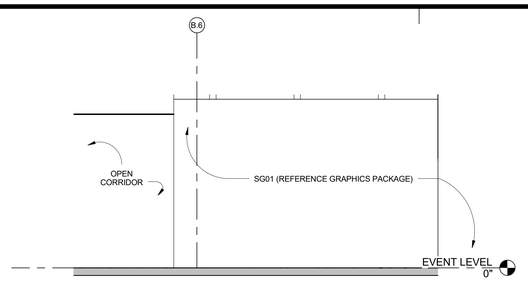

AD GRAPHICS CORRIDOR | 1/4" = 1'-0" | 3

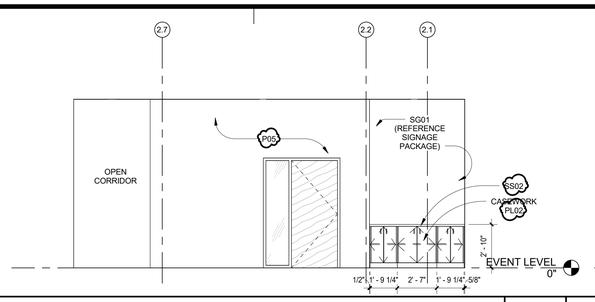

TEAM ATHLETICS GRAPHICS CORRIDOR SOUTH ELEVATION | 1/4" = 1'-0" | 4

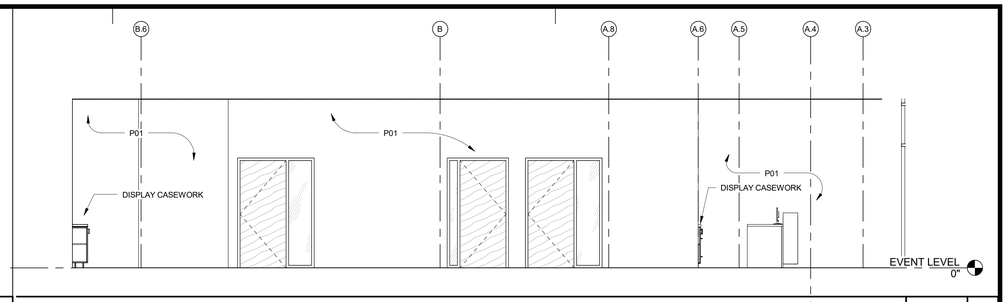

TEAM ATHLETICS CORRIDOR WEST ELEVATION | 1/4" = 1'-0" | 1

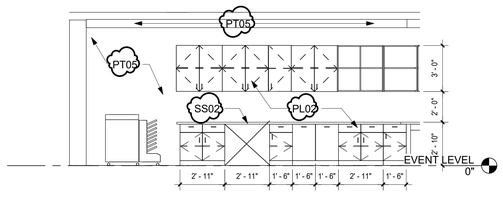

AD WORK COUNTER ROOM 2 | 1/4" = 1'-0" | 11

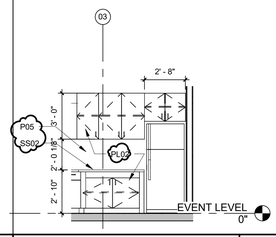

AD WORK COUNTER 1 | 1/4" = 1'-0" | 10

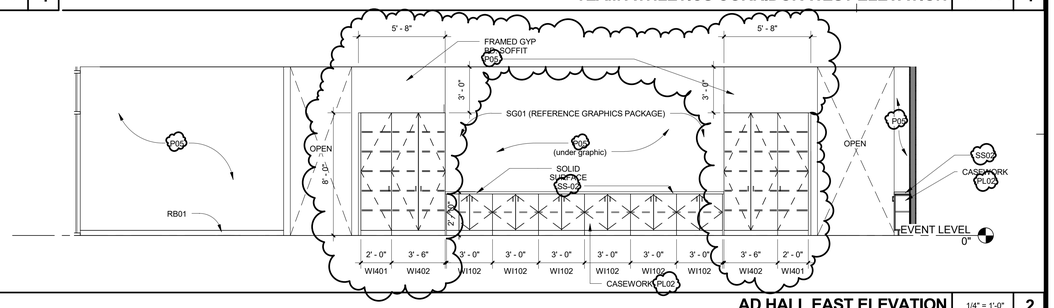

AD HALL EAST ELEVATION | 1/4" = 1'-0" | 2

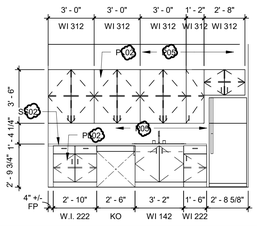

B113-WORK ROOM | 1/4" = 1'-0" | 13

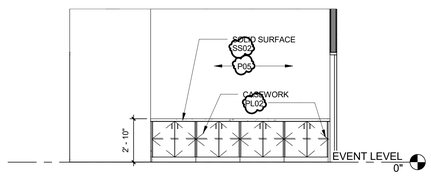

BUILDING OPERATIONS SOUTH | 1/4" = 1'-0" | 12

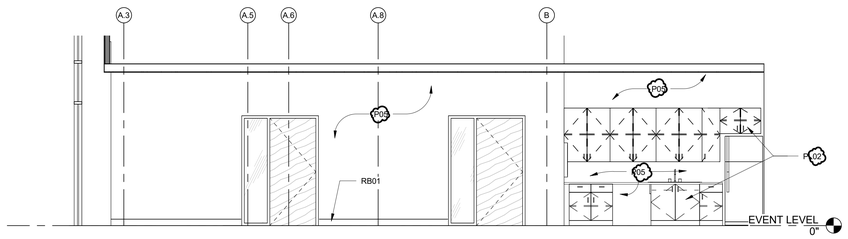

BUILDING OPPERATIONS HALL EAST | 1/4" = 1'-0" | 9

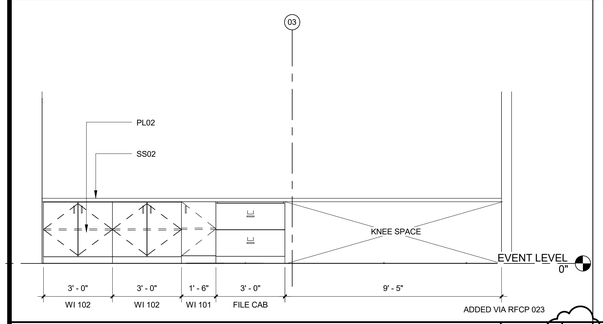

AD WORK COUNTER 2 | 3/8" = 1'-0" | 14

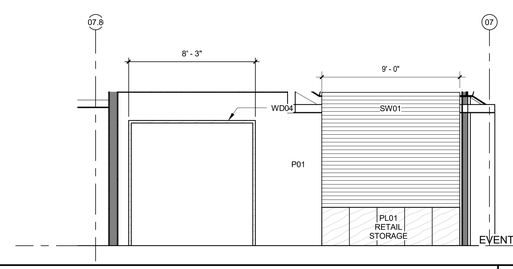

LANCER STORE SOUTH ELEVATION | 1/4" = 1'-0" | 8

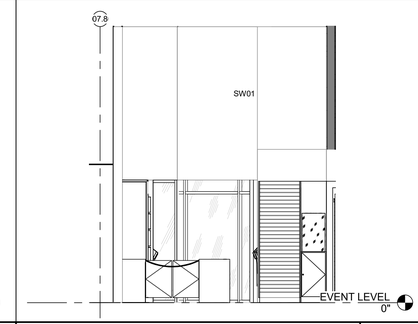

LANCER STORE SOUTH ELEVATION 2 | 1/4" = 1'-0" | 6

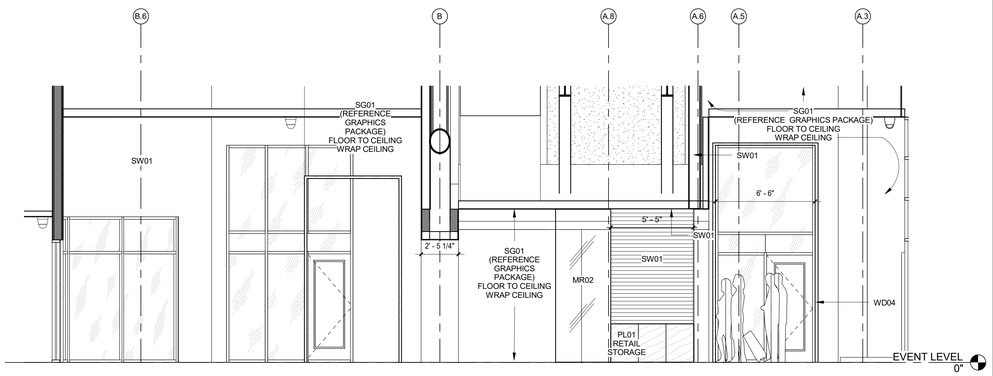

LANCER STORE WEST | 1/4" = 1'-0" | 7

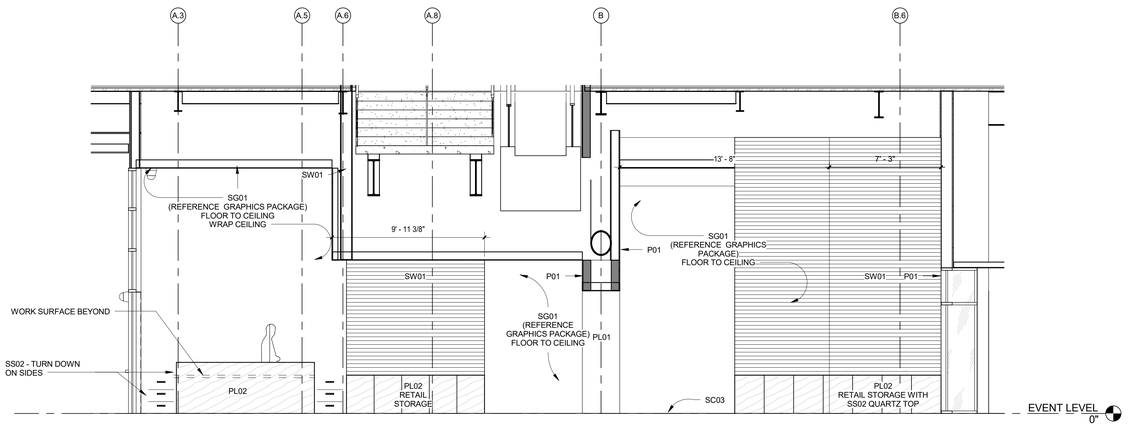

LANCER STORE EAST | 1/4" = 1'-0" | 5

CALIFORNIA BAPTIST UNIVERSITY

EVENTS CENTER

8431 DIANA AVENUE, RIVERSIDE, CA

-

REVISIONS:

	DESCRIPTION	DATE
19	CCD #013	9-6-16
20	RFI 3236	8-30-16

DATE ISSUED: 01/22/2016

SVA PROJECT NO: 2014-40129

SCALE: As indicated

SHEET NUMBER: A407

SHEET TITLE:

LANCER STORE. TEAM ATHLETICS ELEVATIONS

3 MACARTHUR PLACE, SUITE 850 SANTA ANA, CA 92707
T 949.809.3380 WWW.SVA-ARCHITECTS.COM

THIS DOCUMENT CONTAINS INFORMATION PROPRIETARY TO SVA ARCHITECTS INC. AND IS FURNISHED IN CONFIDENCE FOR THE LIMITED PURPOSE OF EVALUATION, BIDDING OR REVIEW. THIS DOCUMENT OR ITS CONTENTS MAY NOT BE USED FOR ANY OTHER PURPOSE AND MAY NOT BE REPRODUCED OR DISCLOSED TO OTHERS WITHOUT THE PRIOR WRITTEN CONSENT OF SVA ARCHITECTS INC. ALL RIGHTS RESERVED, © COPYRIGHT 2015.

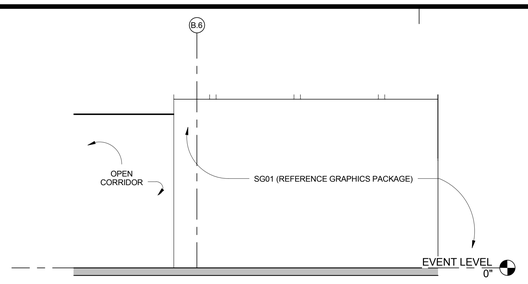

TEAM ATHLETICS GRAPHICS CORRIDOR | 1/4" = 1'-0" | 3

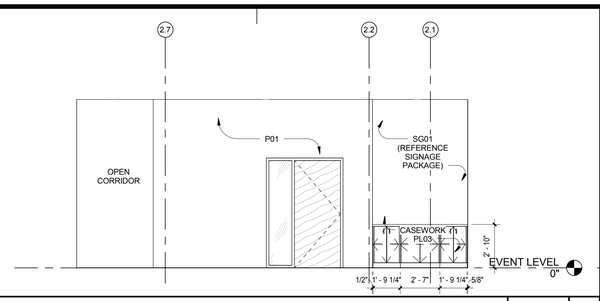

TEAM ATHLETICS GRAPHICS CORRIDOR SOUTH ELEVATION | 1/4" = 1'-0" | 4

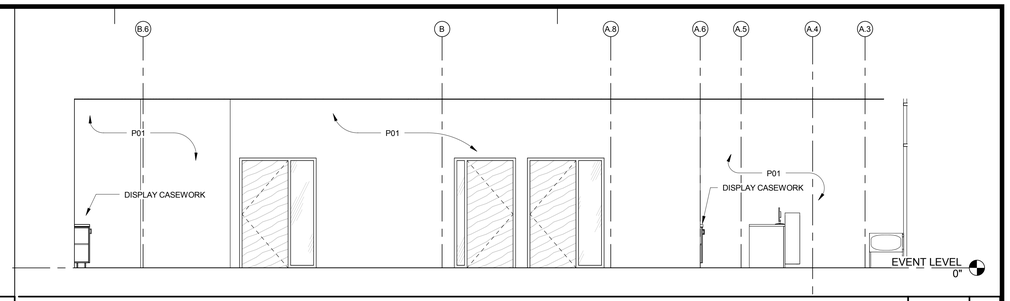

TEAM ATHLETICS CORRIDOR WEST ELEVATION | 1/4" = 1'-0" | 1

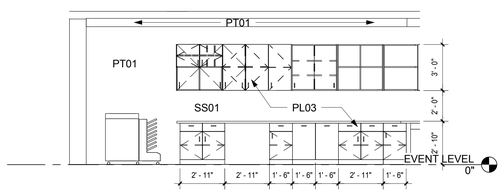

TEAM ATHLETICS BREAK ROOM 2 | 1/4" = 1'-0" | 11

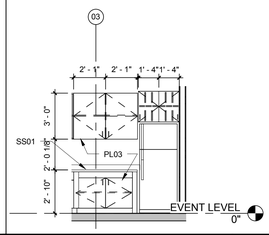

TEAM ATHLETICS KITCHEN | 1/4" = 1'-0" | 10

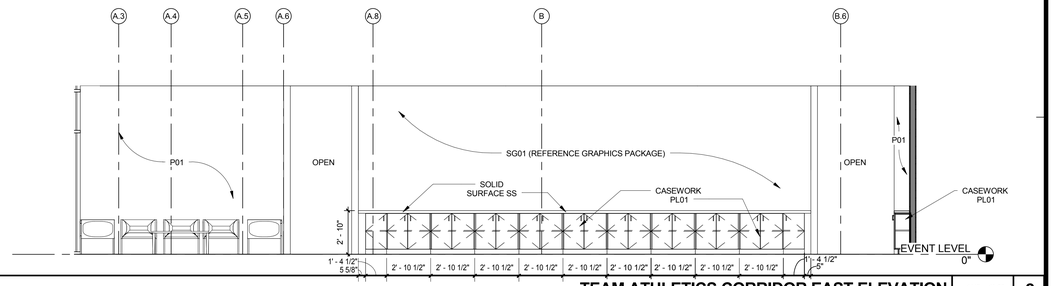

TEAM ATHLETICS CORRIDOR EAST ELEVATION | 1/4" = 1'-0" | 2

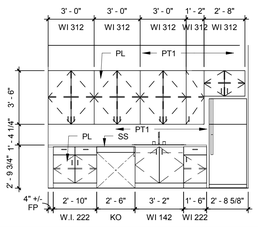

B113-BREAK ROOM | 1/4" = 1'-0" | 13

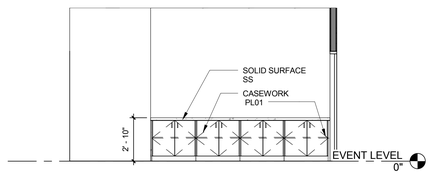

BUILDING OPPERATION SOUTH | 1/4" = 1'-0" | 12

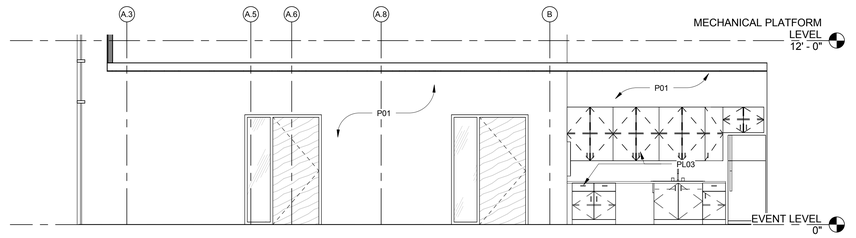

BUILDING OPPERATIONS CORRIDOR EAST | 1/4" = 1'-0" | 9

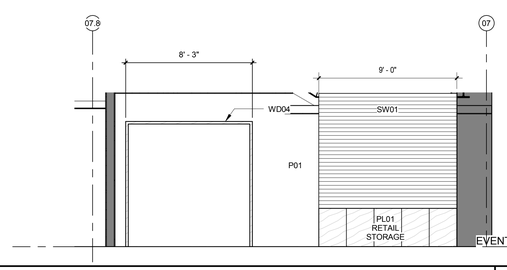

LANCER STORE SOUTH ELEVATION | 1/4" = 1'-0" | 8

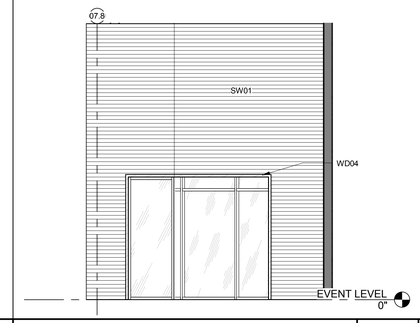

LANCER STORE SOUTH ELEVATION 2 | 1/4" = 1'-0" | 6

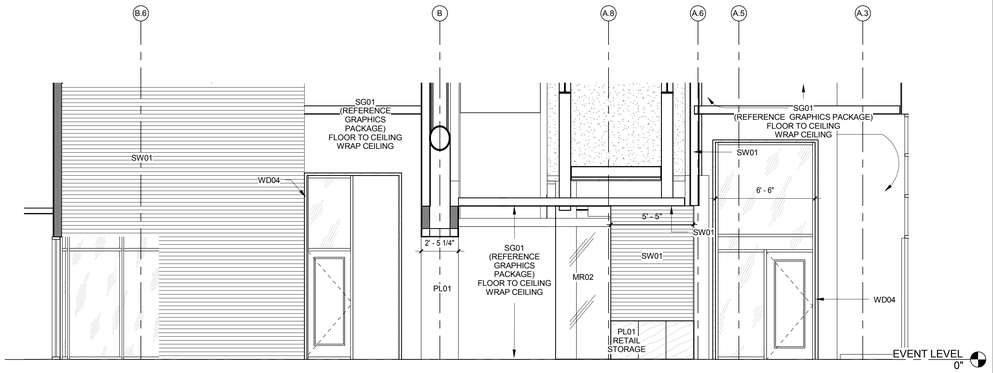

LANCER STORE WEST | 1/4" = 1'-0" | 7

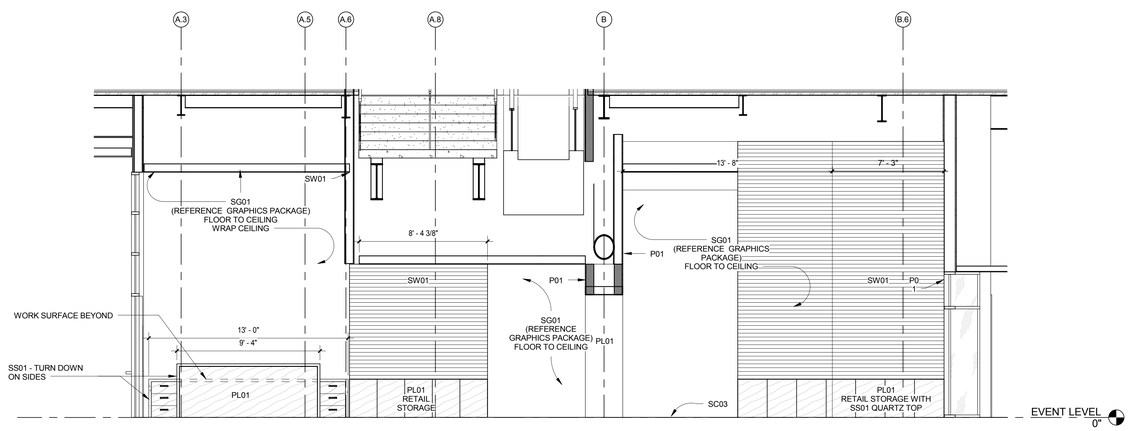

LANCER STORE EAST | 1/4" = 1'-0" | 5

CALIFORNIA BAPTIST UNIVERSITY

EVENTS CENTER

8431 DIANA AVENUE, RIVERSIDE, CA

cbu

ISSUE FOR CONSTRUCTION
01-22-2016

LICENSED ARCHITECT
ROBERT M. SIMONDS
No. C-18301
Jan. 31, 2017
STATE OF CALIFORNIA

REVISIONS:

	DESCRIPTION	DATE

DATE ISSUED: 01/22/2016
SVA PROJECT NO: 2014-40129
SCALE: 1/4" = 1'-0"

SHEET NUMBER: A407
SHEET TITLE:

LANCER STORE. TEAM ATHLETICS ELEVATIONS

ARCHITECTS
3 MACARTHUR PLACE, SUITE 850 SANTA ANA, CA 92707
T 949.809.3380 WWW.SVA-ARCHITECTS.COM

THIS DOCUMENT CONTAINS INFORMATION PROPRIETARY TO SVA ARCHITECTS INC., AND IS FURNISHED IN CONFIDENCE FOR THE LIMITED PURPOSE OF EVALUATION, BIDDING OR REVIEW. THIS DOCUMENT OR ITS CONTENTS MAY NOT BE USED FOR ANY OTHER PURPOSE AND MAY NOT BE REPRODUCED OR DISCLOSED TO OTHERS WITHOUT THE PRIOR WRITTEN CONSENT OF SVA ARCHITECTS INC. ALL RIGHTS RESERVED. © COPYRIGHT 2015.

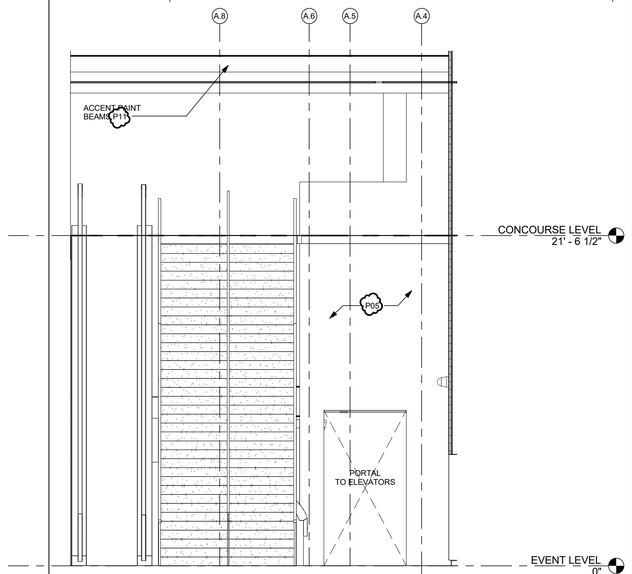

MAIN LOBBY - WEST ELEVATION | 1/4" = 1'-0" | 8



LOBBY/GALLERY EAST ELEVATION | 1/4" = 1'-0" | 4

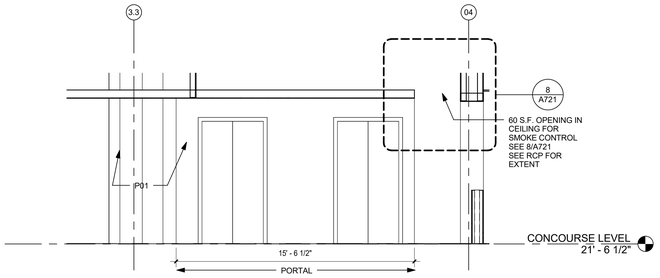

CONCOURSE LEVEL ELEVATOR LOBBY | 1/4" = 1'-0" | 18

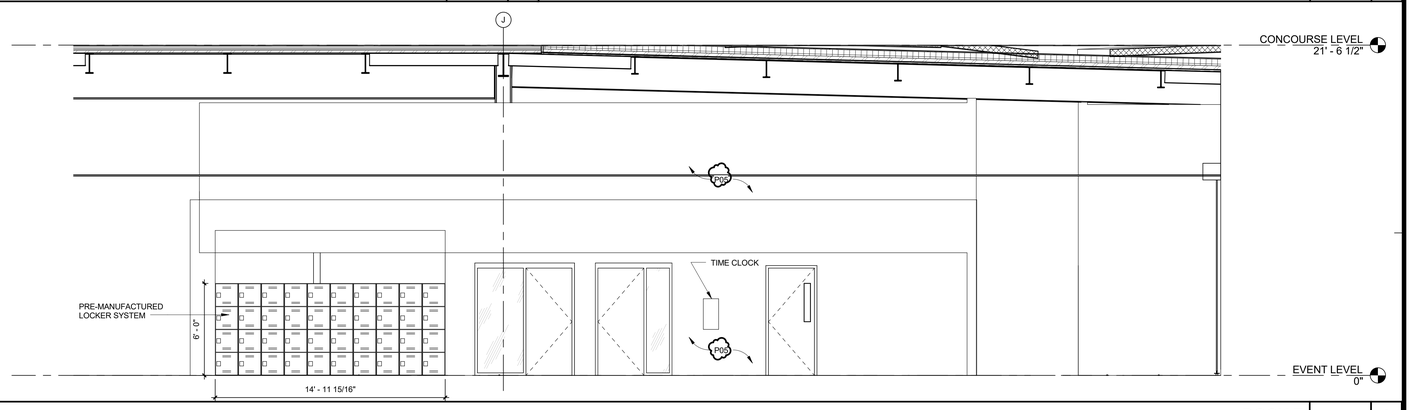

DOCK E | 1/4" = 1'-0" | 3

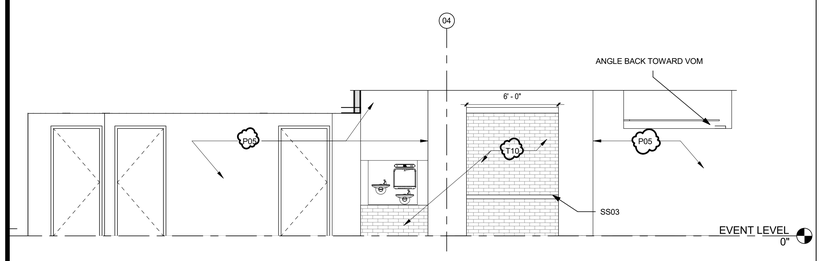

WC CORRIDOR - EVENT LEVEL | 1/4" = 1'-0" | 17

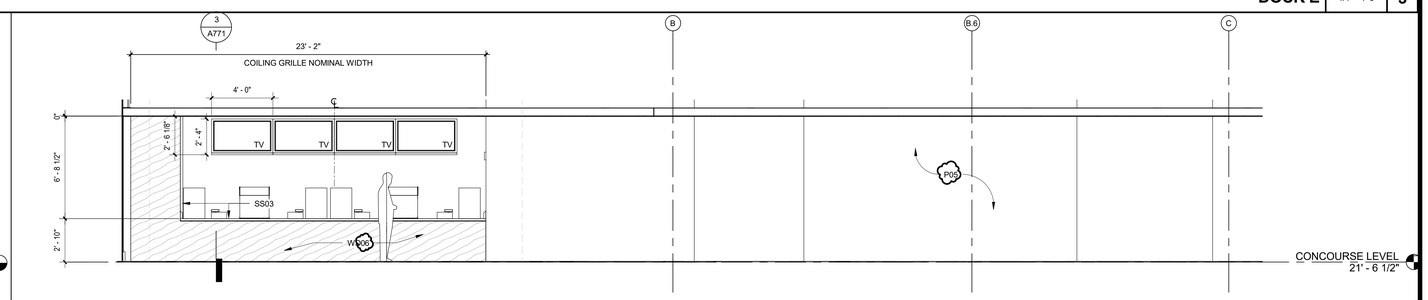

CONCESSION - CONCOURSE SECTOR B | 1/4" = 1'-0" | 2

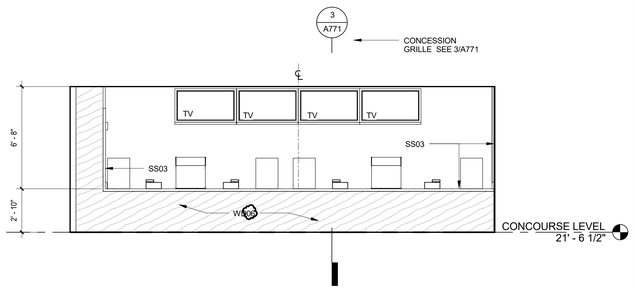

CONCESSION - CONCOURSE SECTOR A | 1/4" = 1'-0" | 16

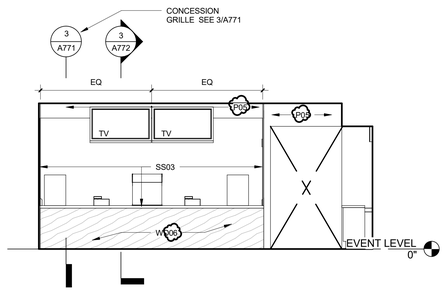

CONCESSION @ EVENT LEVEL SECTOR A | 1/4" = 1'-0" | 11

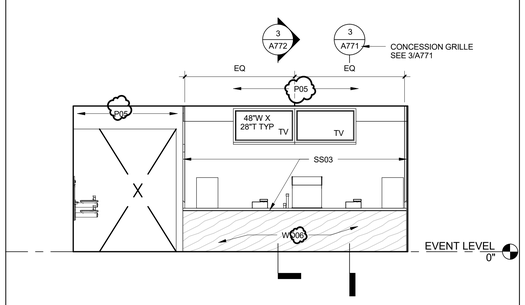

CONCESSION @ EVENT LEVEL SECTOR B | 1/4" = 1'-0" | 6

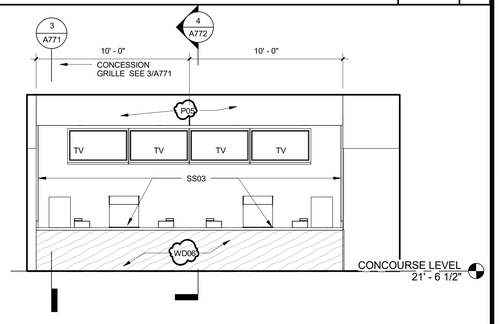

CONCESSION CONCOURSE SOUTH SECTOR C&D | 1/4" = 1'-0" | 1

CALIFORNIA BAPTIST UNIVERSITY

EVENTS CENTER

8431 DIANA AVENUE, RIVERSIDE, CA

cbu

-

REVISIONS:

	DESCRIPTION	DATE
19	RFCP 005	5-31-16
14	RFCP 21	7-27-16
17	CCD #09	8-2-16
20	RFI 3236	8-30-16

DATE ISSUED: 01/22/2016

SVA PROJECT NO: 2014-40129

SCALE: 1/4" = 1'-0"

SHEET NUMBER: A411

SHEET TITLE:

INTERIOR ELEVATIONS

ARCHITECTS

3 MACARTHUR PLACE, SUITE 850 SANTA ANA, CA 92707

T 949.809.3380 WWW.SVA-ARCHITECTS.COM

THIS DOCUMENT CONTAINS INFORMATION PROPRIETARY TO SVA ARCHITECTS INC. AND IS FURNISHED IN CONFIDENCE FOR THE LIMITED PURPOSE OF EVALUATION, BIDDING OR CONSTRUCTION. THIS DOCUMENT OR ITS CONTENTS MAY NOT BE USED FOR ANY OTHER PURPOSE AND MAY NOT BE REPRODUCED OR DISCLOSED BY RECIPIENT WITHOUT THE PRIOR WRITTEN CONSENT OF SVA ARCHITECTS INC. ALL RIGHTS RESERVED, © COPYRIGHT 2015.



ELEVATOR VIEW @ CONCOURSE LEVEL | | 20

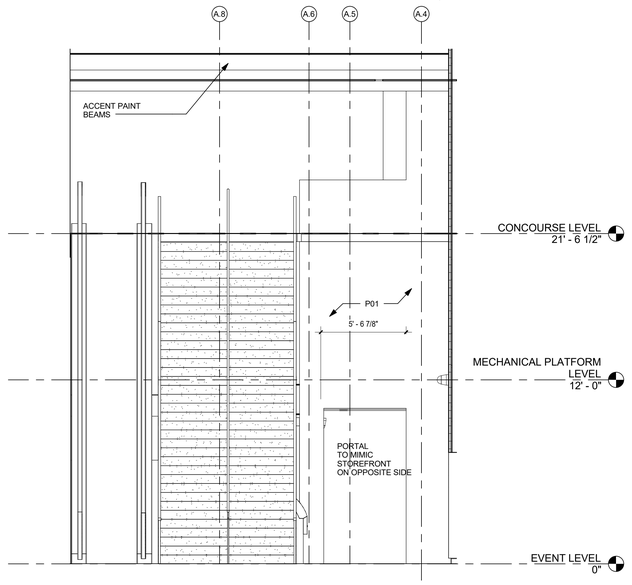

MAIN LOBBY - WEST ELEVATION | 1/4" = 1'-0" | 8

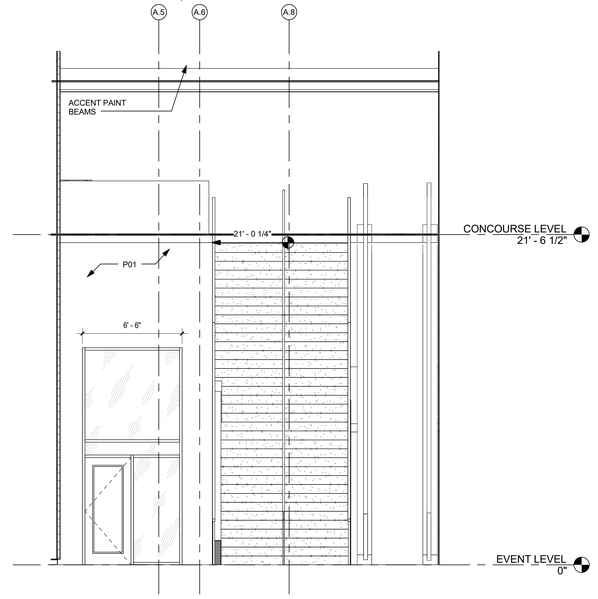

ARMOURY ELEVATION | 1/4" = 1'-0" | 4

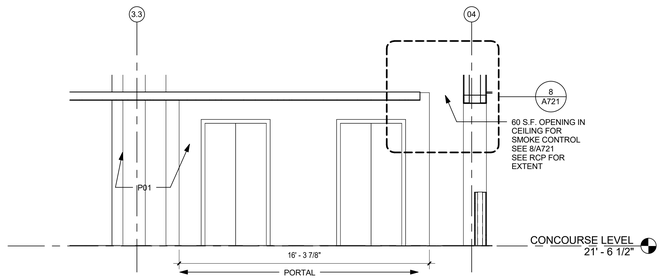

CONCOURSE LEVEL ELEVATOR LOBBY | 1/4" = 1'-0" | 18

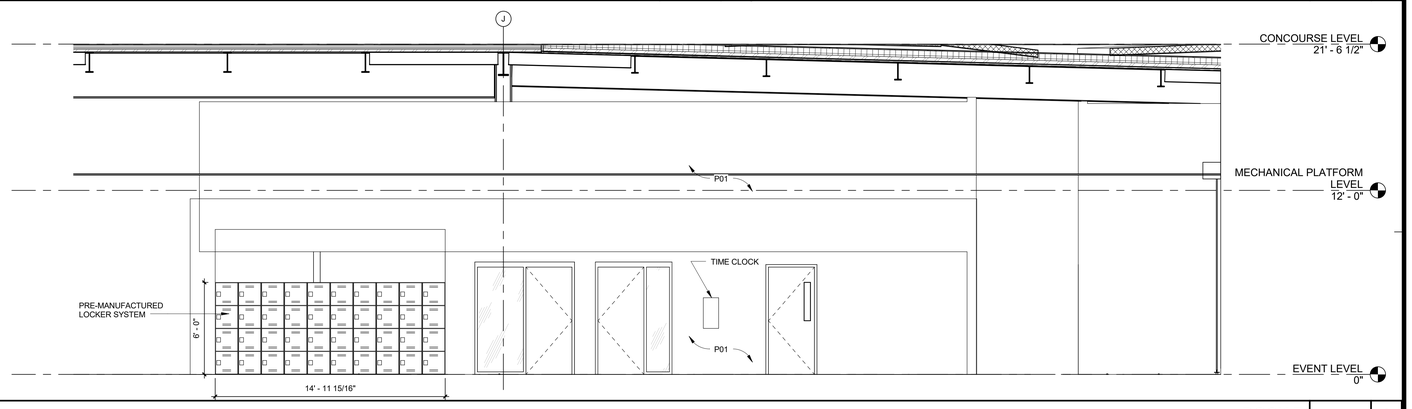

DOCK E | 1/4" = 1'-0" | 3

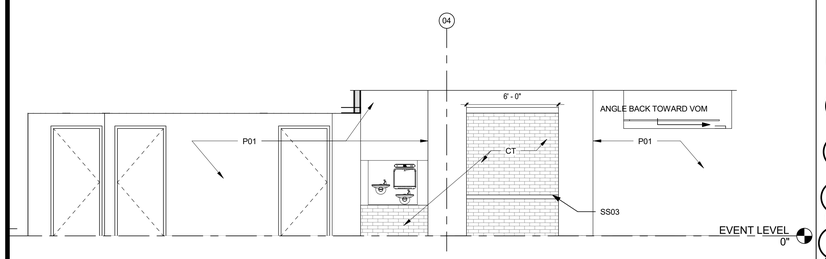

WC CORRIDOR - EVENT LEVEL | 1/4" = 1'-0" | 17

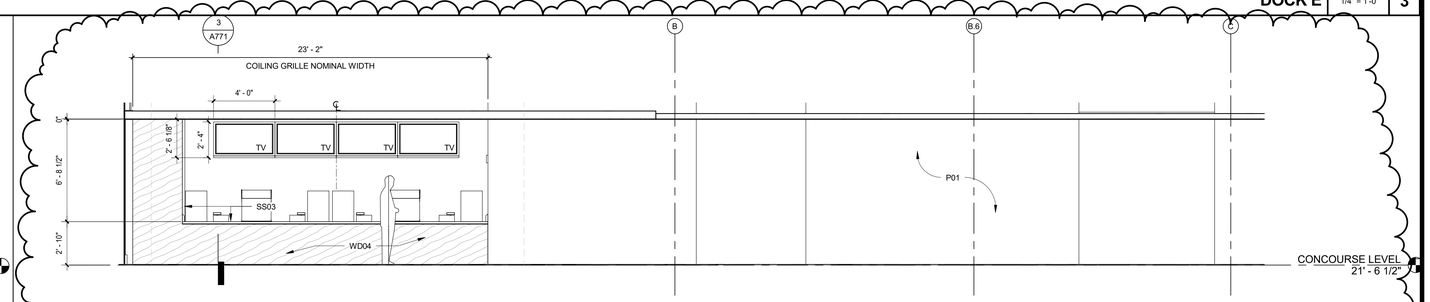

CONCESSION - CONCOURSE SECTOR B | 1/4" = 1'-0" | 2

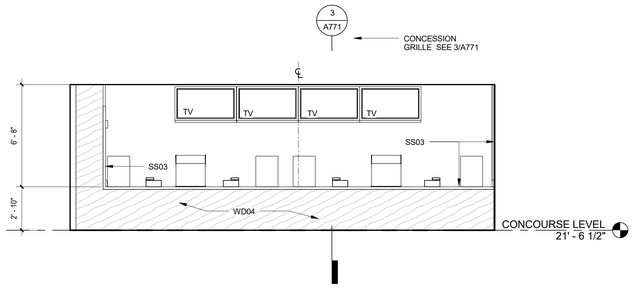

CONCESSION - CONCOURSE SECTOR A | 1/4" = 1'-0" | 16

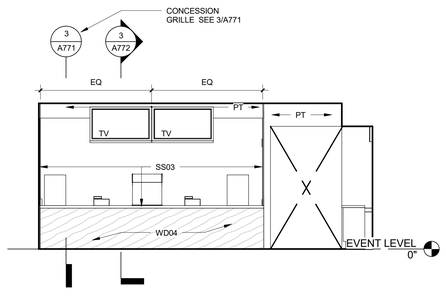

CONCESSION @ EVENT LEVEL SECTOR A | 1/4" = 1'-0" | 11

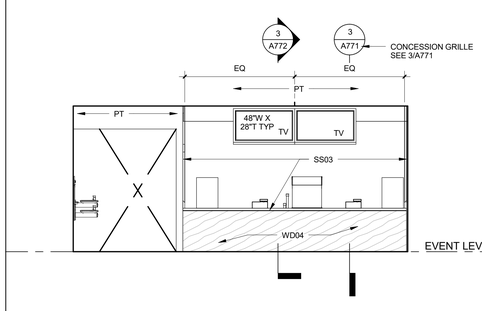

CONCESSION @ EVENT LEVEL SECTOR B | 1/4" = 1'-0" | 6

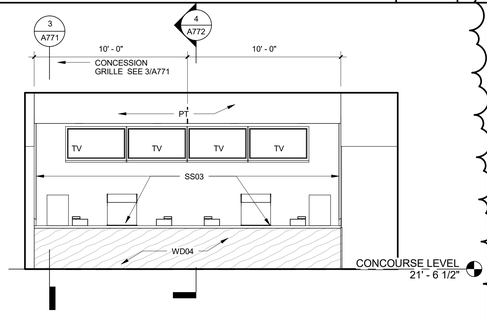

CONCESSION CONCOURSE SOUTH SECTOR C&D | 1/4" = 1'-0" | 1

CALIFORNIA BAPTIST UNIVERSITY

EVENTS CENTER

8431 DIANA AVENUE, RIVERSIDE, CA

CCD #09
8-2-16

LICENSED ARCHITECT ROBERT M. SIMONDS No. C-18501 Jan. 31, 2017 STATE OF CALIFORNIA

REVISIONS:

	DESCRIPTION	DATE
3	RFCP 005	5-31-16
4	RFCP 21	7-27-16
5	CCD #09	8-2-16

DATE ISSUED: 01/22/2016
SVA PROJECT NO: 2014-40129
SCALE: 1/4" = 1'-0"

SHEET NUMBER: A411

SHEET TITLE:

INTERIOR ELEVATIONS

ARCHITECTS
3 MACARTHUR PLACE, SUITE 850 SANTA ANA, CA 92707
T 949.809.3380 WWW.SVA-ARCHITECTS.COM

THIS DOCUMENT CONTAINS INFORMATION PROPRIETARY TO SVA ARCHITECTS INC., AND IS FURNISHED IN CONFIDENCE FOR THE LIMITED PURPOSE OF EVALUATION. BIDDING OR USE OF THIS DOCUMENT OR ITS CONTENTS MAY NOT BE USED FOR ANY OTHER PURPOSE AND MAY NOT BE REPRODUCED OR DISCLOSED TO OTHERS WITHOUT THE PRIOR WRITTEN CONSENT OF SVA ARCHITECTS INC. ALL RIGHTS RESERVED, © COPYRIGHT 2015.



ELEVATOR VIEW @ CONCOURSE LEVEL | | 20

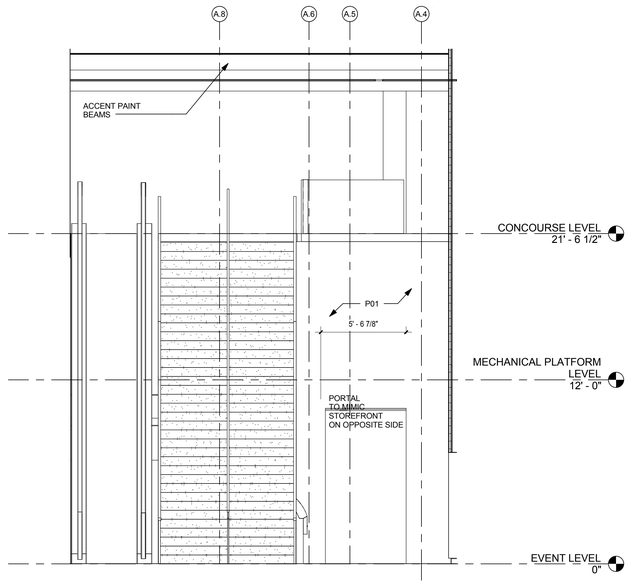

MAIN LOBBY - WEST ELEVATION | 1/4" = 1'-0" | 8

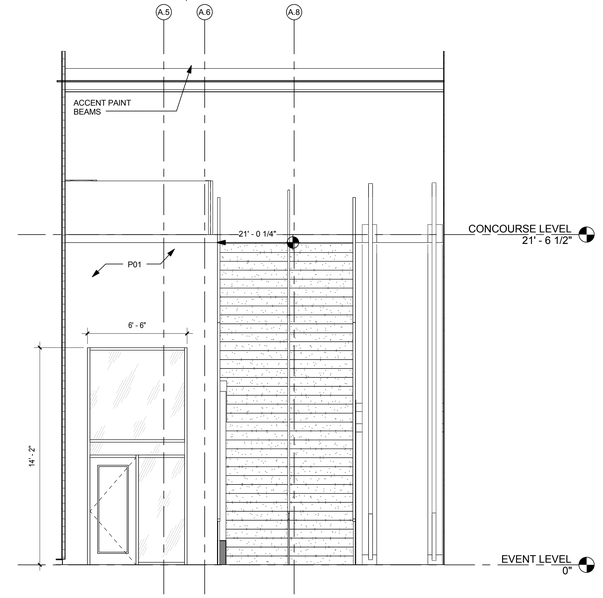

ARMOURY ELEVATION | 1/4" = 1'-0" | 4

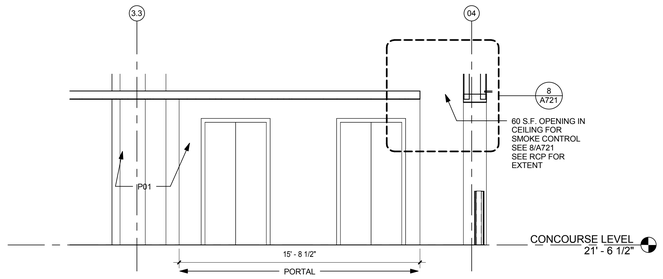

CONCOURSE LEVEL ELEVATOR LOBBY | 1/4" = 1'-0" | 18

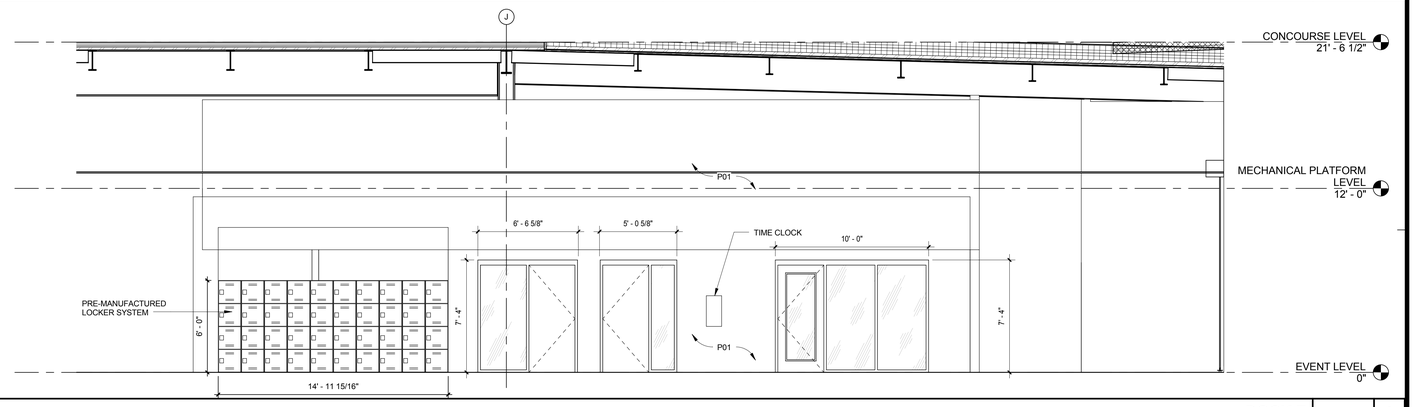

DOCK E | 1/4" = 1'-0" | 3

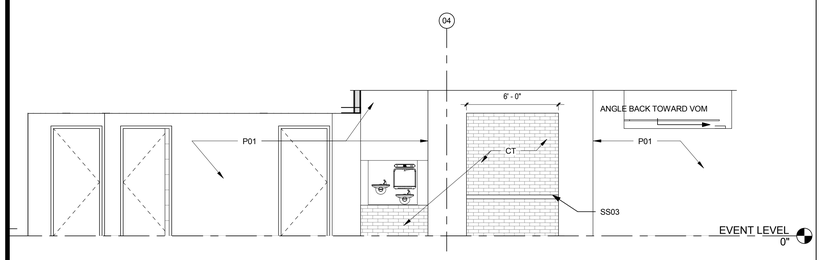

WC CORRIDOR - EVENT LEVEL | 1/4" = 1'-0" | 17

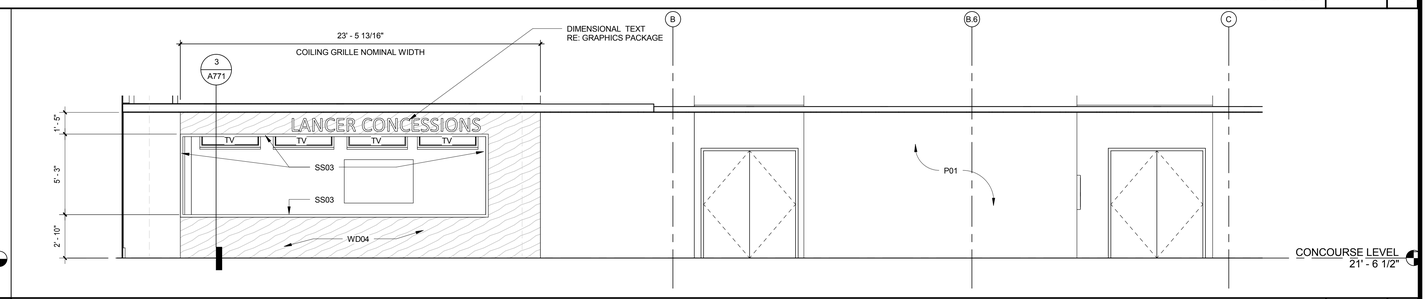

CONCESSION - CONCOURSE NE | 1/4" = 1'-0" | 2

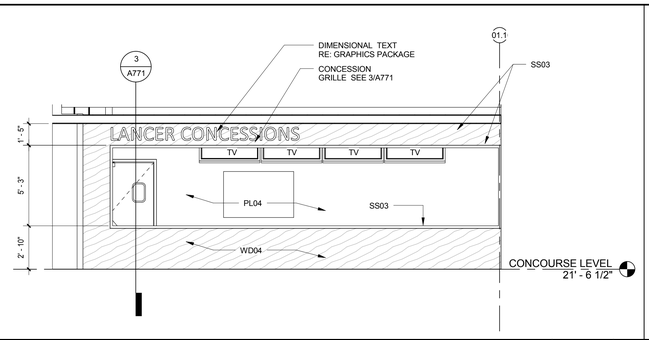

CONCESSION - CONCOURSE NW | 1/4" = 1'-0" | 16

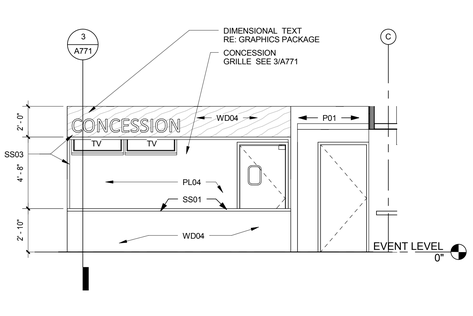

CONCESSION @ EVENT LEVEL WEST | 1/4" = 1'-0" | 11

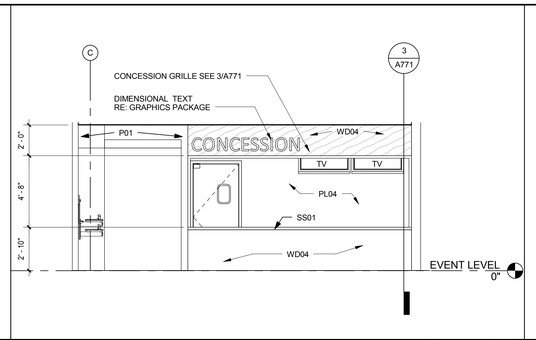

CONCESSION @ EVENT LEVEL EAST | 1/4" = 1'-0" | 6

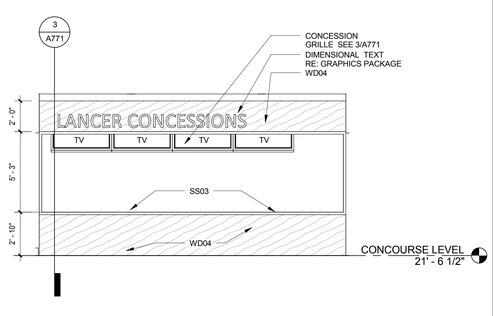

CONCESSION CONCOURSE SOUTH | 1/4" = 1'-0" | 1

CALIFORNIA BAPTIST UNIVERSITY

EVENTS CENTER

8431 DIANA AVENUE, RIVERSIDE, CA

ISSUE FOR CONSTRUCTION 01-22-2016

LICENSED ARCHITECT ROBERT M. SIMONDS No. C-18801 Jan. 31, 2017 STATE OF CALIFORNIA

REVISIONS:

	DESCRIPTION	DATE

DATE ISSUED: 01/22/2016

SVA PROJECT NO: 2014-40129

SCALE: 1/4" = 1'-0"

SHEET NUMBER: A411

SHEET TITLE:

INTERIOR ELEVATIONS

3 MACARTHUR PLACE, SUITE 850 SANTA ANA, CA 92707
T 949.809.3380 WWW.SVA-ARCHITECTS.COM

THIS DOCUMENT CONTAINS INFORMATION PROPRIETARY TO SVA ARCHITECTS INC., AND IS FURNISHED IN CONFIDENCE FOR THE LIMITED PURPOSE OF EVALUATION, BIDDING OR REVIEW. THIS DOCUMENT OR ITS CONTENTS MAY NOT BE USED FOR ANY OTHER PURPOSE AND MAY NOT BE REPRODUCED OR DISCLOSED TO OTHERS WITHOUT THE PRIOR WRITTEN CONSENT OF SVA ARCHITECTS INC. ALL RIGHTS RESERVED, © COPYRIGHT 2015.

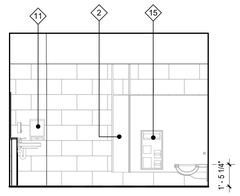

WOMEN RR - MAIN CONCOURSE - a 1/4" = 1'-0" **1A**

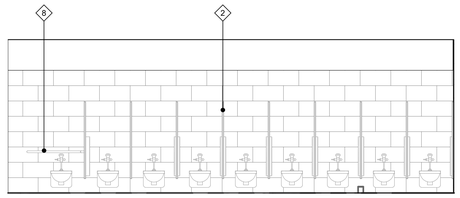

WOMEN RR - MAIN CONCOURSE - b 1/4" = 1'-0" **1B**

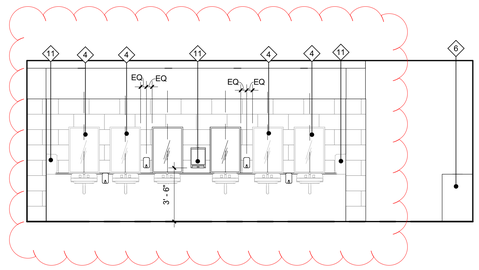

WOMEN RR - MAIN CONCOURSE - c 1/4" = 1'-0" **1C**

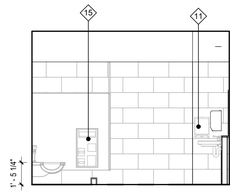

WOMEN RR - MAIN CONCOURSE - d 1/4" = 1'-0" **1D**

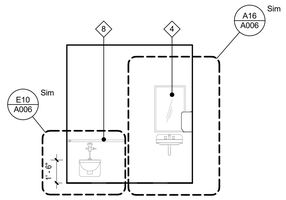

FAMILY TOILET - CONCOURSE - a 1/4" = 1'-0" **2A**

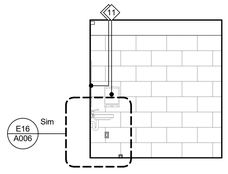

FAMILY TOILET - CONCOURSE - b 1/4" = 1'-0" **2B**

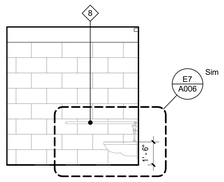

FAMILY TOILET - CONCOURSE - c 1/4" = 1'-0" **2C**

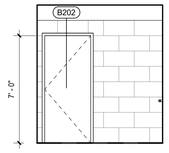

FAMILY TOILET - CONCOURSE - d 1/4" = 1'-0" **2D**

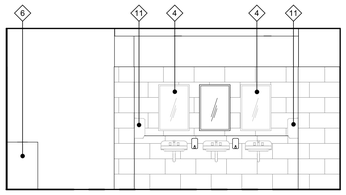

MEN RR - MAIN CONCOURSE - a 1/4" = 1'-0" **3A**

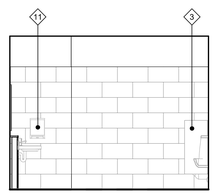

MEN RR - MAIN CONCOURSE - b 1/4" = 1'-0" **3B**

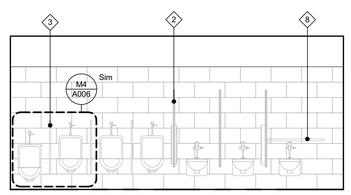

MEN RR - MAIN CONCOURSE - c 1/4" = 1'-0" **3C**

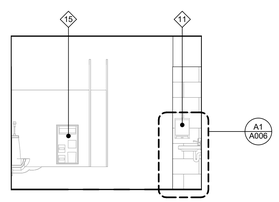

MEN RR - MAIN CONCOURSE - d 1/4" = 1'-0" **3D**

DOCK AREA TOILETS A - EVENT LEVEL - a 1/4" = 1'-0" **4A**

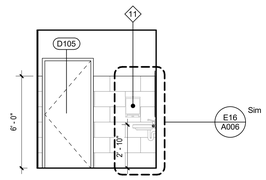

DOCK AREA TOILETS A - EVENT LEVEL - b 1/4" = 1'-0" **4B**

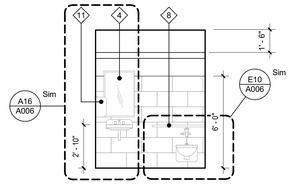

DOCK AREA TOILETS A - EVENT LEVEL - c 1/4" = 1'-0" **4C**

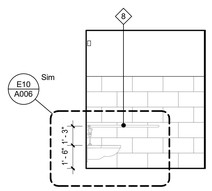

DOCK AREA TOILETS A - EVENT LEVEL - d 1/4" = 1'-0" **4D**

RESTROOM ACCESSORY NOTES

◇	FIXTURE
1	NOT USED
2	OVERHEAD BRACED PARTITION, SEE SPECS, SEE DET. 14/A-64.41 FOR TYP ATTACHMENT
3	WALL-HUNG SOLID URINAL SCREEN, 42" HIGH X 18" DEEP
4	24" X 36" FRAMED MIRROR, BOBRICK B-290 2436
5	NOT USED
6	OXFORD TOPLOAD WASTE RECEPTACLE
7	NOT USED
8	GRAB BARS FOR ACCESSIBLE TOILET (1-1/4" DIA. STAINLESS STEEL): 42" LENGTH @ SIDE WALL (BOBRICK B-5806X42) 36" LENGTH @ REAR WALL (BOBRICK B-5806X36)
9	1-1/4" DIA. STAINLESS STEEL GRAB BAR, 42", BOBRICK B-5806X42
10	UTILITY SHELF W/ MOP & BROOM HOLDER, BOBRICK B-239 X 34
11	SURFACE MOUNTED PAPER TOWEL DISPENSER
12	SURFACE MOUNTED TOILET TISSUE DISPENSER, BOBRICK B-2888
13	RECESSED TOILET TISSUE DISPENSER, BOBRICK B-3888
14	RECESSED SANITARY NAPKIN DISPOSAL AND TOILET TISSUE DISPENSER, BOBRICK B-3094
15	PARTITION-MOUNTED TOILET TISSUE DISPENSER, BOBRICK B-386
16	PARTITION-MOUNTED SANITARY NAPKIN DISPOSAL, BOBRICK B-354
17	SANITARY NAPKIN / TEMPON VENDOR, FREE OPERATION (BOBRICK MODEL #B2800)
18	SEMI-RECESSED CONVERTIBLE PAPER TOWEL DISPENSER / WASTE RECEPTACLE BY BOBRICK MODEL # B-3942

CALIFORNIA BAPTIST UNIVERSITY

EVENTS CENTER

8431 DIANA AVENUE, RIVERSIDE, CA

CCD 102
6-6-17

REVISIONS:

	DESCRIPTION	DATE

DATE ISSUED: 01/22/2016

SVA PROJECT NO: 2014-40129

SCALE: As indicated

SHEET NUMBER: A412

SHEET TITLE:

RESTROOM INTERIOR ELEVATIONS

3 MACARTHUR PLACE, SUITE 850 SANTA ANA, CA 92707
T 949.809.3380 WWW.SVA-ARCHITECTS.COM

THIS DOCUMENT CONTAINS INFORMATION PROPRIETARY TO SVA ARCHITECTS INC. AND IS FURNISHED IN CONFIDENCE FOR THE LIMITED PURPOSE OF EVALUATION, BIDDING OR REVIEW. THIS DOCUMENT OR ITS CONTENTS MAY NOT BE USED FOR ANY OTHER PURPOSE AND MAY NOT BE REPRODUCED OR DISCLOSED TO OTHERS WITHOUT THE PRIOR WRITTEN CONSENT OF SVA ARCHITECTS INC. ALL RIGHTS RESERVED. © COPYRIGHT 2015.

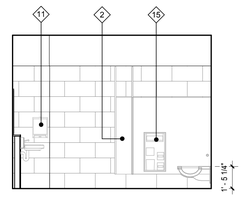

WOMEN RR - MAIN CONCOURSE - a 1/4" = 1'-0" **1A**

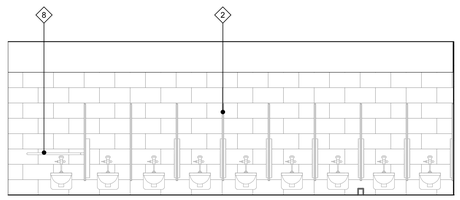

WOMEN RR - MAIN CONCOURSE - b 1/4" = 1'-0" **1B**

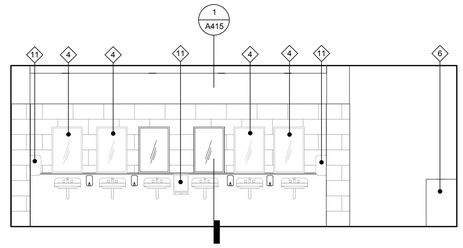

WOMEN RR - MAIN CONCOURSE - c 1/4" = 1'-0" **1C**

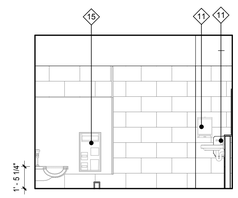

WOMEN RR - MAIN CONCOURSE - d 1/4" = 1'-0" **1D**

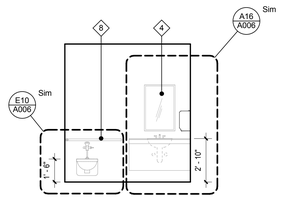

FAMILY TOILET - CONCOURSE - a 1/4" = 1'-0" **2A**

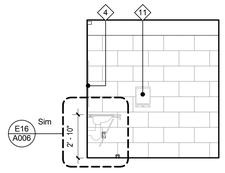

FAMILY TOILET - CONCOURSE - b 1/4" = 1'-0" **2B**

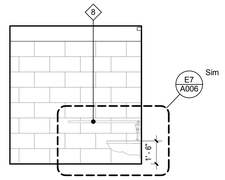

FAMILY TOILET - CONCOURSE - c 1/4" = 1'-0" **2C**

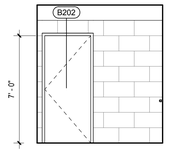

FAMILY TOILET - CONCOURSE - d 1/4" = 1'-0" **2D**

◇ FIXTURE

1 NOT USED
2 OVERHEAD BRACED PARTITION, SEE SPECS, SEE DET. 14/A-64.41 FOR TYP ATTACHMENT
3 WALL-HUNG SOLID URINAL SCREEN, 42" HIGH X 18" DEEP
4 24" X 36" FRAMED MIRROR, BOBRICK B-290 2436
5 NOT USED
6 OXFORD TOPLOAD WASTE RECEPTACLE
7 NOT USED
8 GRAB BARS FOR ACCESSIBLE TOILET (1-1/4" DIA. STAINLESS STEEL):
42" LENGTH @ SIDE WALL (BOBRICK B-5806X42)
36" LENGTH @ REAR WALL (BOBRICK B-5806X36)
9 1-1/4" DIA. STAINLESS STEEL GRAB BAR, 42", BOBRICK B-5806X42
10 UTILITY SHELF W/ MOP & BROOM HOLDER, BOBRICK B-239 X 34
11 SURFACE MOUNTED PAPER TOWEL DISPENSER
12 SURFACE MOUNTED TOILET TISSUE DISPENSER, BOBRICK B-2888
13 RECESSED TOILET TISSUE DISPENSER, BOBRICK B-3888
14 RECESSED SANITARY NAPKIN DISPOSAL AND TOILET TISSUE DISPENSER, BOBRICK B-3094
15 PARTITION-MOUNTED TOILET TISSUE DISPENSER, BOBRICK B-386
16 PARTITION-MOUNTED SANITARY NAPKIN DISPOSAL, BOBRICK B-354
17 SANITARY NAPKIN / TEMPON VENDOR, FREE OPERATION (BOBRICK MODEL #B2800)
18 SEMI-RECESSED CONVERTIBLE PAPER TOWEL DISPENSER / WASTE RECEPTACLE BY BOBRICK MODEL # B-3942

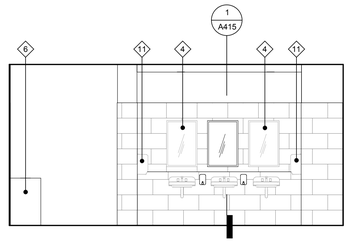

MEN RR - MAIN CONCOURSE - a 1/4" = 1'-0" **3A**

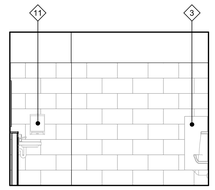

MEN RR - MAIN CONCOURSE - b 1/4" = 1'-0" **3B**

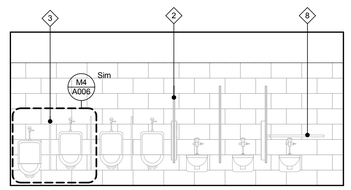

MEN RR - MAIN CONCOURSE - c 1/4" = 1'-0" **3C**

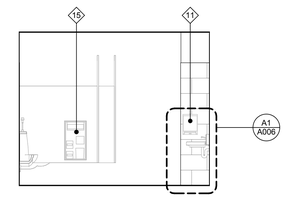

MEN RR - MAIN CONCOURSE - d 1/4" = 1'-0" **3D**



DOCK AREA TOILETS A - EVENT LEVEL - a 1/4" = 1'-0" **4A**

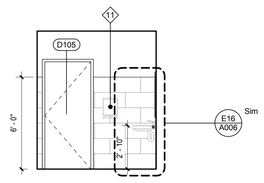

DOCK AREA TOILETS A - EVENT LEVEL - b 1/4" = 1'-0" **4B**

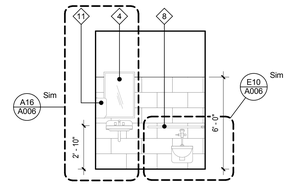

DOCK AREA TOILETS A - EVENT LEVEL - c 1/4" = 1'-0" **4C**

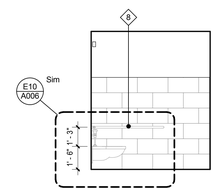

DOCK AREA TOILETS A - EVENT LEVEL - d 1/4" = 1'-0" **4D**

RESTROOM ACCESSORY NOTES

CALIFORNIA BAPTIST UNIVERSITY
EVENTS CENTER
8431 DIANA AVENUE, RIVERSIDE, CA

ISSUE FOR CONSTRUCTION
01-22-2016

LICENSED ARCHITECT
ROBERT M. SIMONS
No. C-18301
Jan. 31, 2017
STATE OF CALIFORNIA

REVISIONS:

	DESCRIPTION	DATE
1		
2		
3		
4		
5		
6		
7		
8		
9		
10		
11		
12		

DATE ISSUED: 01/22/2016
SVA PROJECT NO: 2014-40129
SCALE: As indicated

SHEET NUMBER: A412
SHEET TITLE:

RESTROOM INTERIOR ELEVATIONS

h+k SVA ARCHITECTS
3 MACARTHUR PLACE, SUITE 850 SANTA ANA, CA 92707
T 949.809.3380 WWW.SVA-ARCHITECTS.COM

THIS DOCUMENT CONTAINS INFORMATION PROPRIETARY TO SVA ARCHITECTS INC., AND IS FURNISHED IN CONFIDENCE FOR THE LIMITED PURPOSE OF EVALUATION, BIDDING OR REVIEW. THIS DOCUMENT OR ITS CONTENTS MAY NOT BE USED FOR ANY OTHER PURPOSE AND MAY NOT BE REPRODUCED OR DISCLOSED TO OTHERS WITHOUT THE PRIOR WRITTEN CONSENT OF SVA ARCHITECTS INC. ALL RIGHTS RESERVED, © COPYRIGHT 2015.

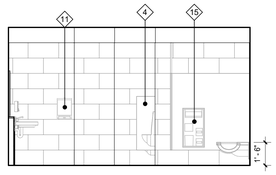

MEN RR - EVENT LEVEL - a | 1/4" = 1'-0" | 1A

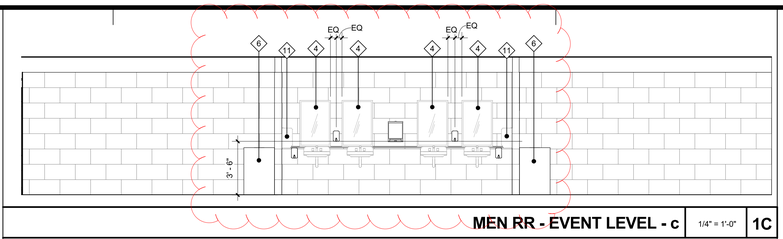

MEN RR - EVENT LEVEL - c | 1/4" = 1'-0" | 1C

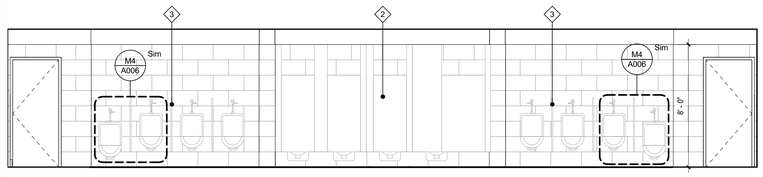

MEN RR - EVENT LEVEL - b | 1/4" = 1'-0" | 1B

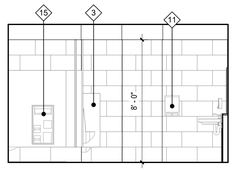

MEN RR - EVENT LEVEL - d | 1/4" = 1'-0" | 1D

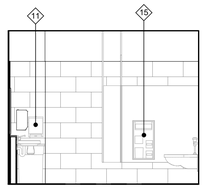

WOMEN RR - CONCOURSE - a | 1/4" = 1'-0" | 2A

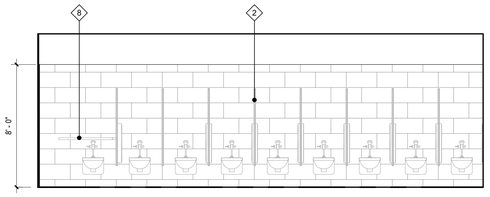

WOMEN RR - CONCOURSE - b | 1/4" = 1'-0" | 2B

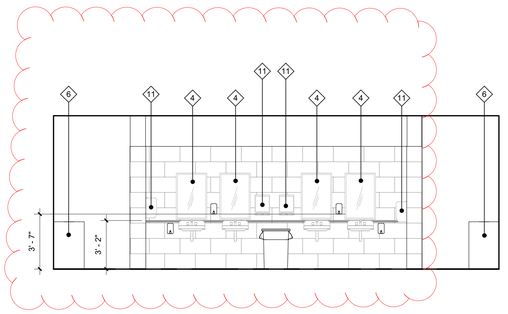

WOMEN RR - CONCOURSE - c | 1/4" = 1'-0" | 2C

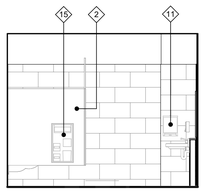

WOMEN RR - CONCOURSE - d | 1/4" = 1'-0" | 2D

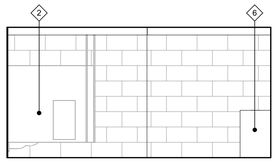

WOMEN RR - EVENT LVL - b | 1/4" = 1'-0" | 3A

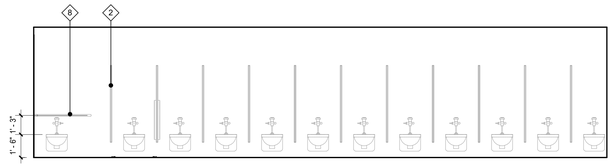

WOMEN RR - EVENT LEVEL - a | 1/4" = 1'-0" | 3B

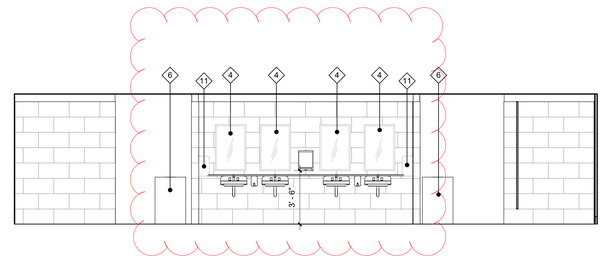

WOMEN RR - EVENT LEVEL - c | 1/4" = 1'-0" | 3C

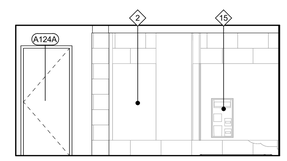

WOMEN RR - EVENT LEVEL - d | 1/4" = 1'-0" | 3D

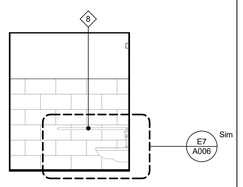

DOCK AREA TOILETS B- a | 1/4" = 1'-0" | 4A

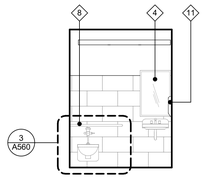

DOCK AREA TOILETS B - EVENT LEVEL - b | 1/4" = 1'-0" | 4B

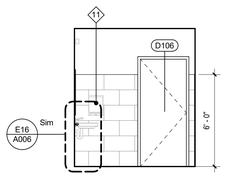

DOCK AREA TOILETS B - EVENT LEVEL - c | 1/4" = 1'-0" | 4C

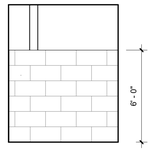

DOCK AREA TOILETS B - EVENT LEVEL - d | 1/4" = 1'-0" | 4D

RESTROOM ACCESSORY NOTES

◇- FIXTURE

1 NOT USED
2 OVERHEAD BRACED PARTITION, SEE SPECS, SEE DET. 14/A-64.41 FOR TYP ATTACHMENT
3 WALL-HUNG SOLID URINAL SCREEN, 42" HIGH X 18" DEEP
4 24" X 36" FRAMED MIRROR, BOBRICK B-290 2436
5 NOT USED
6 OXFORD TOPLOAD WASTE RECEPTACLE
7 NOT USED
8 GRAB BARS FOR ACCESSIBLE TOILET (1-1/4" DIA. STAINLESS STEEL):
42" LENGTH @ SIDE WALL (BOBRICK B-5806X42)
36" LENGTH @ REAR WALL (BOBRICK B-5806X36)
9 1-1/4" DIA. STAINLESS STEEL GRAB BAR, 42", BOBRICK B-5806X42
10 UTILITY SHELF W/ MOP & BROOM HOLDER, BOBRICK B-239 X 34
11 SURFACE MOUNTED PAPER TOWEL DISPENSER
12 SURFACE MOUNTED TOILET TISSUE DISPENSER, BOBRICK B-2888
13 RECESSED TOILET TISSUE DISPENSER, BOBRICK B-3888
14 RECESSED SANITARY NAPKIN DISPOSAL AND TOILET TISSUE DISPENSER, BOBRICK B-3094
15 PARTITION-MOUNTED TOILET TISSUE DISPENSER, BOBRICK B-386
16 PARTITION-MOUNTED SANITARY NAPKIN DISPOSAL, BOBRICK B-354
17 SANITARY NAPKIN / TEMPON VENDOR, FREE OPERATION (BOBRICK MODEL #B2800)
18 SEMI-RECESSED CONVERTIBLE PAPER TOWEL DISPENSER / WASTE RECEPTACLE BY BOBRICK MODEL # B-3942

CALIFORNIA BAPTIST UNIVERSITY
EVENTS CENTER
8431 DIANA AVENUE, RIVERSIDE, CA

CCD 102
6-6-17

REVISIONS:

	DESCRIPTION	DATE

DATE ISSUED: 01/22/2016
SVA PROJECT NO: 2014-40129
SCALE: As indicated

SHEET NUMBER: A413
SHEET TITLE:

RESTROOM INTERIOR ELEVATIONS

ARCHITECTS
3 MACARTHUR PLACE, SUITE 850 SANTA ANA, CA 92707
T 949.809.3380 WWW.SVA-ARCHITECTS.COM

THIS DOCUMENT CONTAINS INFORMATION PROPRIETARY TO SVA ARCHITECTS INC. AND IS FURNISHED IN CONFIDENCE FOR THE LIMITED PURPOSE OF EVALUATION, BIDDING OR REVIEW. THIS DOCUMENT OR ITS CONTENTS MAY NOT BE USED FOR ANY OTHER PURPOSE AND MAY NOT BE REPRODUCED OR DISCLOSED TO OTHERS WITHOUT THE PRIOR WRITTEN CONSENT OF SVA ARCHITECTS INC. ALL RIGHTS RESERVED, © COPYRIGHT 2015.

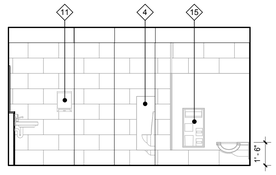

MEN RR - EVENT LEVEL - a | 1/4" = 1'-0" | 1A

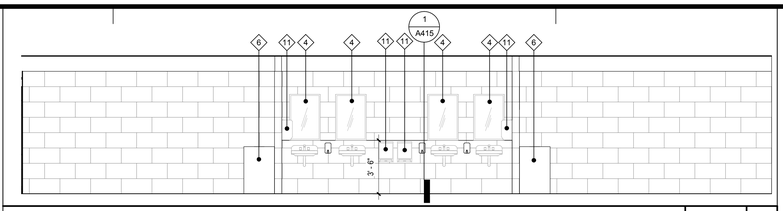

MEN RR - EVENT LEVEL - c | 1/4" = 1'-0" | 1C

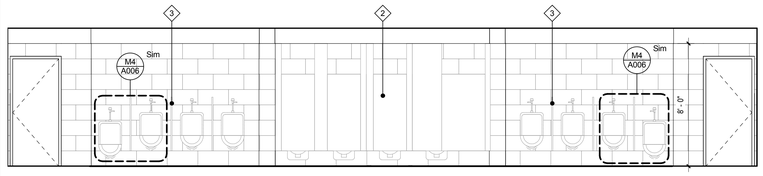

MEN RR - EVENT LEVEL - b | 1/4" = 1'-0" | 1B

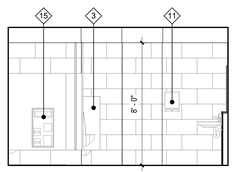

MEN RR - EVENT LEVEL - d | 1/4" = 1'-0" | 1D

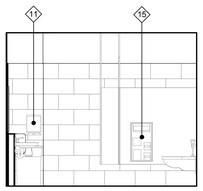

WOMEN RR - CONCOURSE - a | 1/4" = 1'-0" | 2A

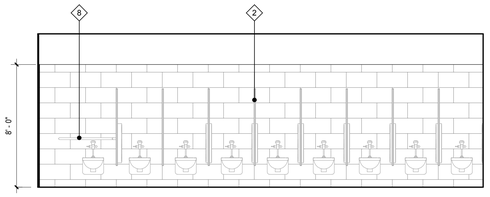

WOMEN RR - CONCOURSE - b | 1/4" = 1'-0" | 2B

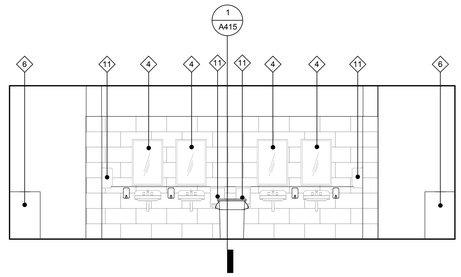

WOMEN RR - CONCOURSE - c | 1/4" = 1'-0" | 2C

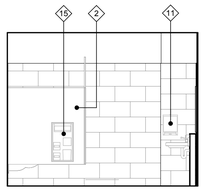

WOMEN RR - CONCOURSE - d | 1/4" = 1'-0" | 2D

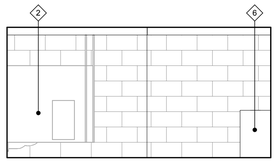

WOMEN RR - EVENT LVL - b | 1/4" = 1'-0" | 3A

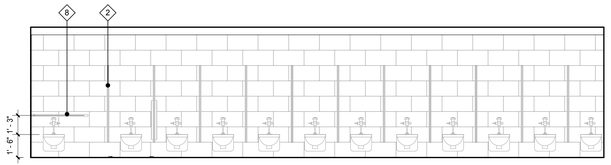

WOMEN RR - EVENT LEVEL - a | 1/4" = 1'-0" | 3B

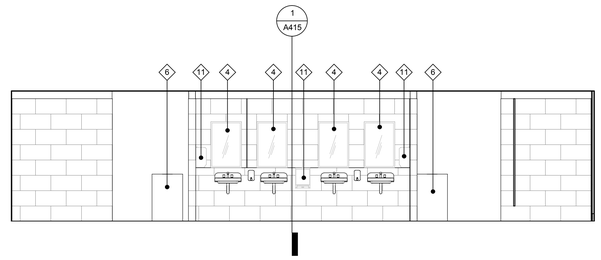

WOMEN RR - EVENT LEVEL - c | 1/4" = 1'-0" | 3C

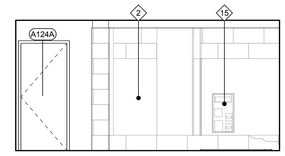

WOMEN RR - EVENT LEVEL - d | 1/4" = 1'-0" | 3D

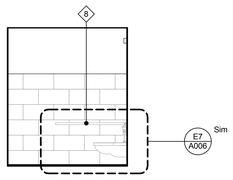

DOCK AREA TOILETS B- a | 1/4" = 1'-0" | 4A

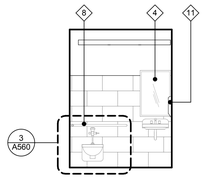

DOCK AREA TOILETS B - EVENT LEVEL - b | 1/4" = 1'-0" | 4B

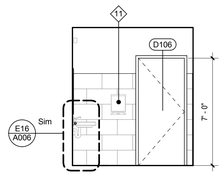

DOCK AREA TOILETS B - EVENT LEVEL - c | 1/4" = 1'-0" | 4C

DOCK AREA TOILETS B - EVENT LEVEL - d | 1/4" = 1'-0" | 4D

◇ -	FIXTURE
1	NOT USED
2	OVERHEAD BRACED PARTITION, SEE SPECS, SEE DET. 14/A-64.41 FOR TYP ATTACHMENT
3	WALL-HUNG SOLID URINAL SCREEN, 42" HIGH X 18" DEEP
4	24" X 36" FRAMED MIRROR, BOBRICK B-290 2436
5	NOT USED
6	OXFORD TOPLOAD WASTE RECEPTACLE
7	NOT USED
8	GRAB BARS FOR ACCESSIBLE TOILET (1-1/4" DIA. STAINLESS STEEL): 42" LENGTH @ SIDE WALL (BOBRICK B-5806X42) 36" LENGTH @ REAR WALL (BOBRICK B-5806X36)
9	1-1/4" DIA. STAINLESS STEEL GRAB BAR, 42", BOBRICK B-5806X42
10	UTILITY SHELF W/ MOP & BROOM HOLDER, BOBRICK B-239 X 34
11	SURFACE MOUNTED PAPER TOWEL DISPENSER
12	SURFACE MOUNTED TOILET TISSUE DISPENSER, BOBRICK B-2888
13	RECESSED TOILET TISSUE DISPENSER, BOBRICK B-3888
14	RECESSED SANITARY NAPKIN DISPOSAL AND TOILET TISSUE DISPENSER, BOBRICK B-3094
15	PARTITION-MOUNTED TOILET TISSUE DISPENSER, BOBRICK B-386
16	PARTITION-MOUNTED SANITARY NAPKIN DISPOSAL, BOBRICK B-354
17	SANITARY NAPKIN / TEMPON VENDOR, FREE OPERATION (BOBRICK MODEL #B2800)
18	SEMI-RECESSED CONVERTIBLE PAPER TOWEL DISPENSER / WASTE RECEPTACLE BY BOBRICK MODEL # B-3942

RESTROOM ACCESSORY NOTES

CALIFORNIA BAPTIST UNIVERSITY

EVENTS CENTER

8431 DIANA AVENUE, RIVERSIDE, CA

cbu

ISSUE FOR CONSTRUCTION
01-22-2016

LICENSED ARCHITECT
ROBERT M. SIMONS
No. C-18301
Jan. 31, 2017
STATE OF CALIFORNIA

REVISIONS:

	DESCRIPTION	DATE
1		
2		
3		
4		
5		
6		
7		
8		
9		
10		
11		
12		

DATE ISSUED: 01/22/2016
SVA PROJECT NO: 2014-40129
SCALE: As indicated

SHEET NUMBER: A413
SHEET TITLE:

RESTROOM INTERIOR ELEVATIONS

HOK SVA ARCHITECTS
3 MACARTHUR PLACE, SUITE 850 SANTA ANA, CA 92707
T 949.809.3380 WWW.SVA-ARCHITECTS.COM

THIS DOCUMENT CONTAINS INFORMATION PROPRIETARY TO SVA ARCHITECTS INC., AND IS FURNISHED IN CONFIDENCE FOR THE LIMITED PURPOSE OF EVALUATION, BIDDING OR REVIEW. THIS DOCUMENT OR ITS CONTENTS MAY NOT BE USED FOR ANY OTHER PURPOSE AND MAY NOT BE REPRODUCED OR DISCLOSED TO OTHERS WITHOUT THE PRIOR WRITTEN CONSENT OF SVA ARCHITECTS INC. ALL RIGHTS RESERVED. © COPYRIGHT 2015.

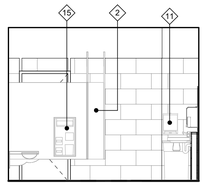

WOMEN RR - CONCOURSE LEVEL - a | 1/4" = 1'-0" | 1A

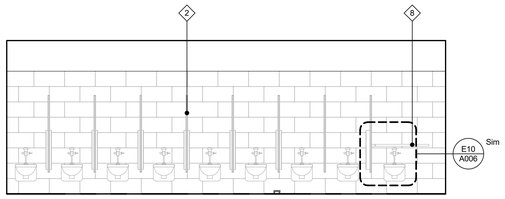

WOMEN RR - CONCOURSE LEVEL - b | 1/4" = 1'-0" | 1B

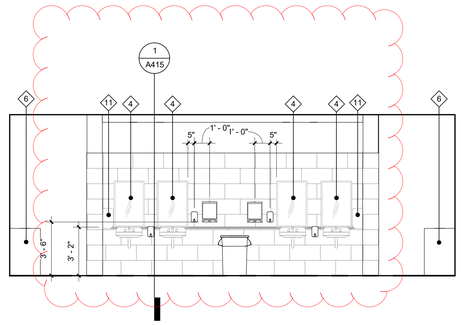

WOMEN RR - CONCOURSE LEVEL - c | 1/4" = 1'-0" | 1C

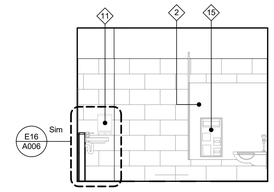

WOMEN RR - CONCOURSE LEVEL - d | 1/4" = 1'-0" | 1D

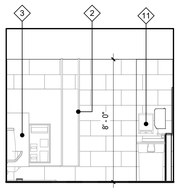

MEN RR - CONCOURSE LEVEL - a | 1/4" = 1'-0" | 2A

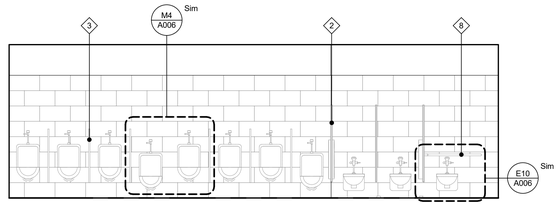

MEN RR - CONCOURSE LEVEL - b | 1/4" = 1'-0" | 2B

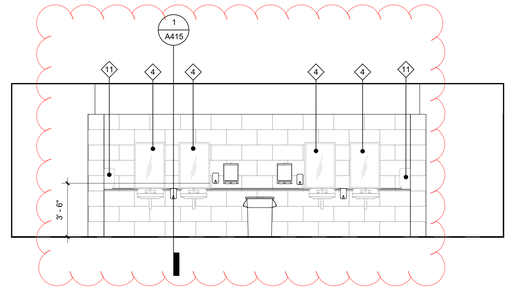

MEN RR - CONCOURSE LEVEL - c | 1/4" = 1'-0" | 2C

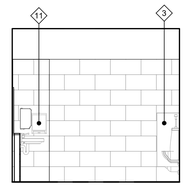

MEN RR - CONCOURSE LEVEL - d | 1/4" = 1'-0" | 2D

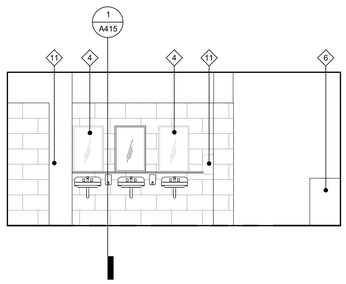

MEN - MAIN CONCOURSE - a | 1/4" = 1'-0" | 3A

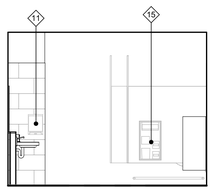

MEN - MAIN CONCOURSE - b | 1/4" = 1'-0" | 3B

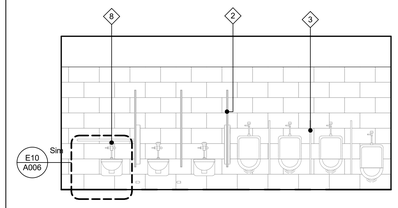

MEN - MAIN CONCOURSE - c | 1/4" = 1'-0" | 3C

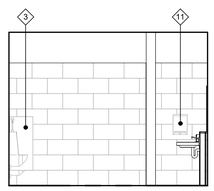

MEN - MAIN CONCOURSE - d | 1/4" = 1'-0" | 3D

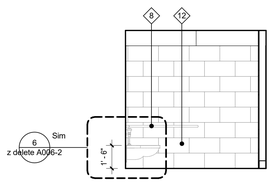

FAMILY TOILET - EVENT LEVEL - a | 1/4" = 1'-0" | 4A

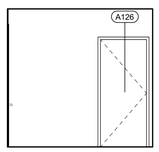

FAMILY TOILET - EVENT LEVEL - b | 1/4" = 1'-0" | 4B

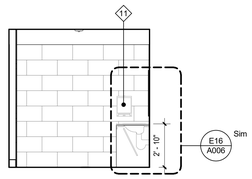

FAMILY TOILET - EVENT LEVEL - c | 1/4" = 1'-0" | 4C

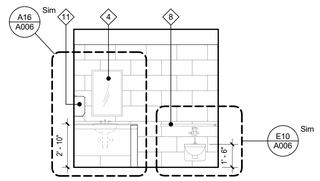

FAMILY TOILET - EVENT LEVEL - d | 1/4" = 1'-0" | 4D

FIXTURE

1 NOT USED

2 OVERHEAD BRACED PARTITION, SEE SPECS, SEE DET. 14/A-64.41 FOR TYP ATTACHMENT

3 WALL-HUNG SOLID URINAL SCREEN, 42" HIGH X 18" DEEP

4 24" X 36" FRAMED MIRROR, BOBRICK B-290 2436

5 NOT USED

6 OXFORD TOPLOAD WASTE RECEPTACLE

7 NOT USED

8 GRAB BARS FOR ACCESSIBLE TOILET (1-1/4" DIA. STAINLESS STEEL):
42" LENGTH @ SIDE WALL (BOBRICK B-5806X42)
36" LENGTH @ REAR WALL (BOBRICK B-5806X36)

9 1-1/4" DIA. STAINLESS STEEL GRAB BAR, 42", BOBRICK B-5806X42

10 UTILITY SHELF W/ MOP & BROOM HOLDER, BOBRICK B-239 X 34

11 SURFACE MOUNTED PAPER TOWEL DISPENSER

12 SURFACE MOUNTED TOILET TISSUE DISPENSER, BOBRICK B-2888

13 RECESSED TOILET TISSUE DISPENSER, BOBRICK B-3888

14 RECESSED SANITARY NAPKIN DISPOSAL AND TOILET TISSUE DISPENSER, BOBRICK B-3094

15 PARTITION-MOUNTED TOILET TISSUE DISPENSER, BOBRICK B-386

16 PARTITION-MOUNTED SANITARY NAPKIN DISPOSAL, BOBRICK B-354

17 SANITARY NAPKIN / TEMPON VENDOR, FREE OPERATION (BOBRICK MODEL #B2800)

18 SEMI-RECESSED CONVERTIBLE PAPER TOWEL DISPENSER / WASTE RECEPTACLE BY BOBRICK MODEL # B-3942

RESTROOM ACCESSORY NOTES

CALIFORNIA BAPTIST UNIVERSITY

EVENTS CENTER

8431 DIANA AVENUE, RIVERSIDE, CA

CCD 102
6-6-17

REVISIONS:

	DESCRIPTION	DATE
1		
2		
3		
4		
5		
6		
7		
8		
9		
10		

DATE ISSUED: 01/22/2016

SVA PROJECT NO: 2014-40129

SCALE: As indicated

SHEET NUMBER: A414

SHEET TITLE:

RESTROOM INTERIOR ELEVATIONS

ARCHITECTS

3 MACARTHUR PLACE, SUITE 850 SANTA ANA, CA 92707

T 949.809.3380 WWW.SVA-ARCHITECTS.COM

THIS DOCUMENT CONTAINS INFORMATION PROPRIETARY TO SVA ARCHITECTS INC., AND IS FURNISHED IN CONFIDENCE FOR THE LIMITED PURPOSE OF EVALUATION, BIDDING OR REVIEW. THIS DOCUMENT OR ITS CONTENTS MAY NOT BE USED FOR ANY OTHER PURPOSE AND MAY NOT BE REPRODUCED OR DISCLOSED TO OTHERS WITHOUT THE PRIOR WRITTEN CONSENT OF SVA ARCHITECTS INC. ALL RIGHTS RESERVED. © COPYRIGHT 2015.

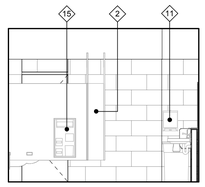

WOMEN RR - CONCOURSE LEVEL - a | 1/4" = 1'-0" | 1A

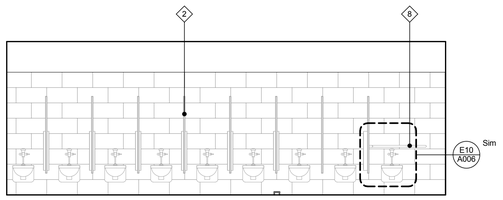

WOMEN RR - CONCOURSE LEVEL - b | 1/4" = 1'-0" | 1B

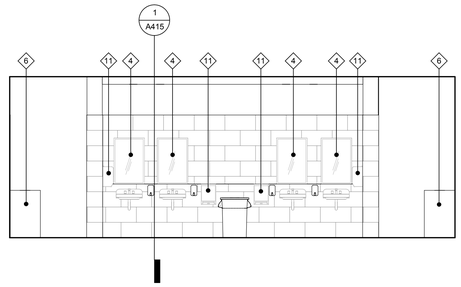

WOMEN RR - CONCOURSE LEVEL - c | 1/4" = 1'-0" | 1C

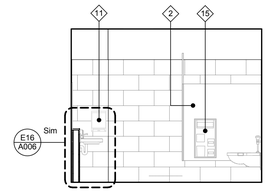

WOMEN RR - CONCOURSE LEVEL - d | 1/4" = 1'-0" | 1D

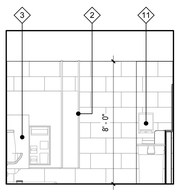

MEN RR - CONCOURSE LEVEL - a | 1/4" = 1'-0" | 2A

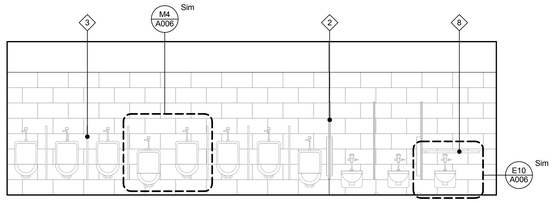

MEN RR - CONCOURSE LEVEL - b | 1/4" = 1'-0" | 2B

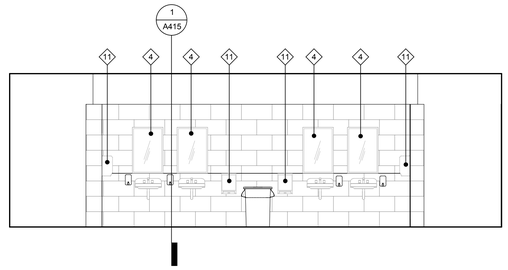

MEN RR - CONCOURSE LEVEL - c | 1/4" = 1'-0" | 2C

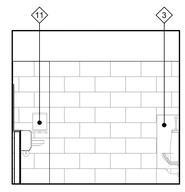

MEN RR - CONCOURSE LEVEL - d | 1/4" = 1'-0" | 2D

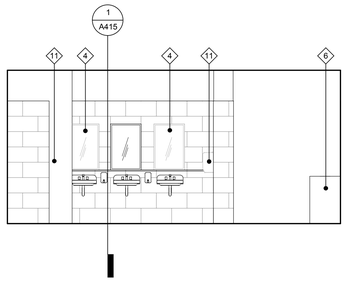

MEN - MAIN CONCOURSE - a | 1/4" = 1'-0" | 3A

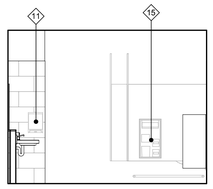

MEN - MAIN CONCOURSE - b | 1/4" = 1'-0" | 3B

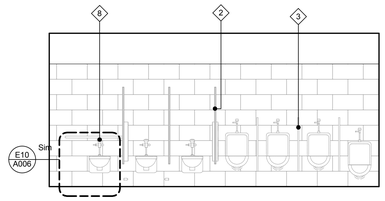

MEN - MAIN CONCOURSE - c | 1/4" = 1'-0" | 3C

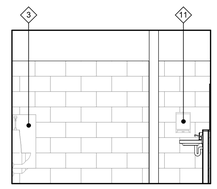

MEN - MAIN CONCOURSE - d | 1/4" = 1'-0" | 3D

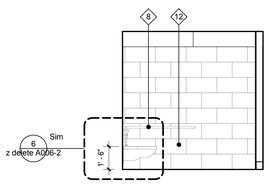

FAMILY TOILET - EVENT LEVEL - a | 1/4" = 1'-0" | 4A

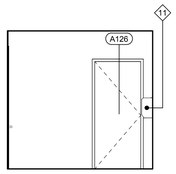

FAMILY TOILET - EVENT LEVEL - b | 1/4" = 1'-0" | 4B

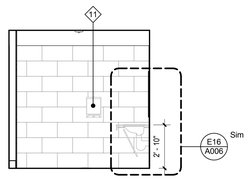

FAMILY TOILET - EVENT LEVEL - c | 1/4" = 1'-0" | 4C

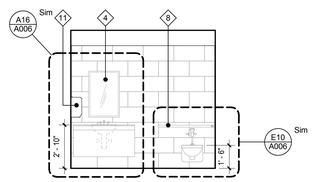

FAMILY TOILET - EVENT LEVEL - d | 1/4" = 1'-0" | 4D

◇ FIXTURE

1 NOT USED
2 OVERHEAD BRACED PARTITION, SEE SPECS, SEE DET. 14/A-64.41 FOR TYP ATTACHMENT
3 WALL-HUNG SOLID URINAL SCREEN, 42" HIGH X 18" DEEP
4 24" X 36" FRAMED MIRROR, BOBRICK B-290 2436
5 NOT USED
6 OXFORD TOPLOAD WASTE RECEPTACLE
7 NOT USED
8 GRAB BARS FOR ACCESSIBLE TOILET (1-1/4" DIA. STAINLESS STEEL):
42" LENGTH @ SIDE WALL (BOBRICK B-5806X42)
36" LENGTH @ REAR WALL (BOBRICK B-5806X36)
9 1-1/4" DIA. STAINLESS STEEL GRAB BAR, 42", BOBRICK B-5806X42
10 UTILITY SHELF W/ MOP & BROOM HOLDER, BOBRICK B-239 X 34
11 SURFACE MOUNTED PAPER TOWEL DISPENSER
12 SURFACE MOUNTED TOILET TISSUE DISPENSER, BOBRICK B-2888
13 RECESSED TOILET TISSUE DISPENSER, BOBRICK B-3888
14 RECESSED SANITARY NAPKIN DISPOSAL AND TOILET TISSUE DISPENSER, BOBRICK B-3094
15 PARTITION-MOUNTED TOILET TISSUE DISPENSER, BOBRICK B-386
16 PARTITION-MOUNTED SANITARY NAPKIN DISPOSAL, BOBRICK B-354
17 SANITARY NAPKIN / TEMPON VENDOR, FREE OPERATION (BOBRICK MODEL #B2800)
18 SEMI-RECESSED CONVERTIBLE PAPER TOWEL DISPENSER / WASTE RECEPTACLE BY BOBRICK MODEL # B-3942

RESTROOM ACCESSORY NOTES

CALIFORNIA BAPTIST UNIVERSITY
EVENTS CENTER
8431 DIANA AVENUE, RIVERSIDE, CA

cbu

ISSUE FOR CONSTRUCTION
01-22-2016

LICENSED ARCHITECT
ROBERT M. SIMONS
No. C-18301
Jan. 31, 2017
STATE OF CALIFORNIA

REVISIONS:

	DESCRIPTION	DATE
1		
2		
3		
4		
5		
6		
7		
8		
9		
10		
11		
12		

DATE ISSUED: 01/22/2016
SVA PROJECT NO: 2014-40129
SCALE: As indicated

SHEET NUMBER: A414
SHEET TITLE:

RESTROOM INTERIOR ELEVATIONS

h+k SVA ARCHITECTS
3 MACARTHUR PLACE, SUITE 850 SANTA ANA, CA 92707
T 949.809.3380 WWW.SVA-ARCHITECTS.COM

THIS DOCUMENT CONTAINS INFORMATION PROPRIETARY TO SVA ARCHITECTS INC., AND IS FURNISHED IN CONFIDENCE FOR THE LIMITED PURPOSE OF EVALUATION, BIDDING OR REVIEW. THIS DOCUMENT OR ITS CONTENTS MAY NOT BE USED FOR ANY OTHER PURPOSE AND MAY NOT BE REPRODUCED OR DISCLOSED TO OTHERS WITHOUT THE PRIOR WRITTEN CONSENT OF SVA ARCHITECTS INC. ALL RIGHTS RESERVED. © COPYRIGHT 2015.

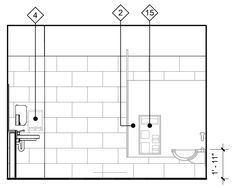

WOMEN - MAIN CONCOURSE - a | 1/4" = 1'-0" | 1A

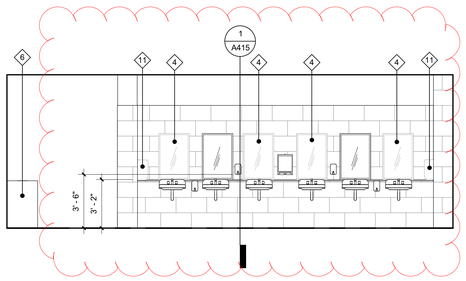

WOMEN - MAIN CONCOURSE - b | 1/4" = 1'-0" | 1B

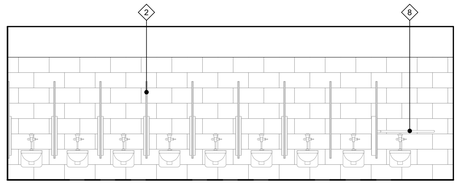

WOMEN - MAIN CONCOURSE - c | 1/4" = 1'-0" | 1C

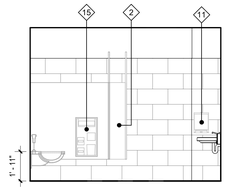

WOMEN - MAIN CONCOURSE - d | 1/4" = 1'-0" | 1D

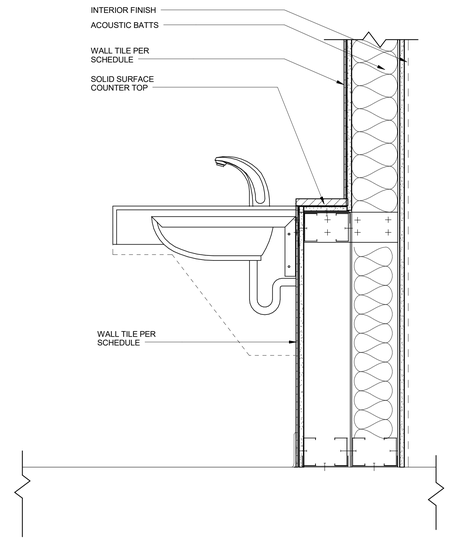

BACK-SPLASH @RESTROOMS | 1 1/2" = 1'-0" | 1

◇ FIXTURE

1 NOT USED
2 OVERHEAD BRACED PARTITION, SEE SPECS, SEE DET. 14/A-64.41 FOR TYP ATTACHMENT
3 WALL-HUNG SOLID URINAL SCREEN, 42" HIGH X 18" DEEP
4 24" X 36" FRAMED MIRROR, BOBRICK B-290 2436
5 NOT USED
6 OXFORD TOPLOAD WASTE RECEPTACLE
7 NOT USED
8 GRAB BARS FOR ACCESSIBLE TOILET (1-1/4" DIA. STAINLESS STEEL):
42" LENGTH @ SIDE WALL (BOBRICK B-5806X42)
36" LENGTH @ REAR WALL (BOBRICK B-5806X36)
9 1-1/4" DIA. STAINLESS STEEL GRAB BAR, 42", BOBRICK B-5806X42
10 UTILITY SHELF W/ MOP & BROOM HOLDER, BOBRICK B-239 X 34
11 SURFACE MOUNTED PAPER TOWEL DISPENSER
12 SURFACE MOUNTED TOILET TISSUE DISPENSER, BOBRICK B-2888
13 RECESSED TOILET TISSUE DISPENSER, BOBRICK B-3888
14 RECESSED SANITARY NAPKIN DISPOSAL AND TOILET TISSUE DISPENSER, BOBRICK B-3094
15 PARTITION-MOUNTED TOILET TISSUE DISPENSER, BOBRICK B-386
16 PARTITION-MOUNTED SANITARY NAPKIN DISPOSAL, BOBRICK B-354
17 SANITARY NAPKIN / TEMPON VENDOR, FREE OPERATION (BOBRICK MODEL #B2800)
18 SEMI-RECESSED CONVERTIBLE PAPER TOWEL DISPENSER / WASTE RECEPTACLE BY BOBRICK MODEL # B-3942

RESTROOM ACCESSORY NOTES

CALIFORNIA BAPTIST UNIVERSITY
EVENTS CENTER
8431 DIANA AVENUE, RIVERSIDE, CA

CCD 102
6-6-17

REVISIONS:

	DESCRIPTION	DATE
1		
2		
3		
4		
5		
6		
7		
8		
9		
10		
11		
12		

DATE ISSUED: 01/22/2016
SVA PROJECT NO: 2014-40129
SCALE: As indicated

SHEET NUMBER: A415
SHEET TITLE:

RESTROOM INTERIOR ELEVATIONS

3 MACARTHUR PLACE, SUITE 850 SANTA ANA, CA 92707
T 949.809.3380 WWW.SVA-ARCHITECTS.COM

THIS DOCUMENT CONTAINS INFORMATION PROPRIETARY TO SVA ARCHITECTS INC. AND IS FURNISHED IN CONFIDENCE FOR THE LIMITED PURPOSE OF EVALUATION, BIDDING OR REVIEW. THIS DOCUMENT OR ITS CONTENTS MAY NOT BE USED FOR ANY OTHER PURPOSE AND MAY NOT BE REPRODUCED OR DISCLOSED TO OTHERS WITHOUT THE PRIOR WRITTEN CONSENT OF SVA ARCHITECTS INC. ALL RIGHTS RESERVED. © COPYRIGHT 2015.

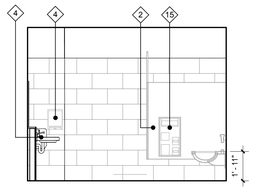

WOMEN - MAIN CONCOURSE - a | 1/4" = 1'-0" | **1A**

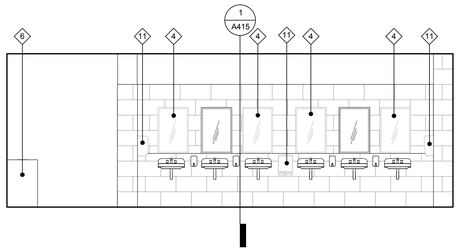

WOMEN - MAIN CONCOURSE - b | 1/4" = 1'-0" | **1B**

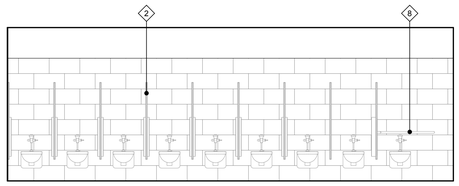

WOMEN - MAIN CONCOURSE - c | 1/4" = 1'-0" | **1C**

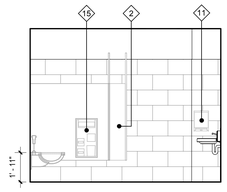

WOMEN - MAIN CONCOURSE - d | 1/4" = 1'-0" | **1D**

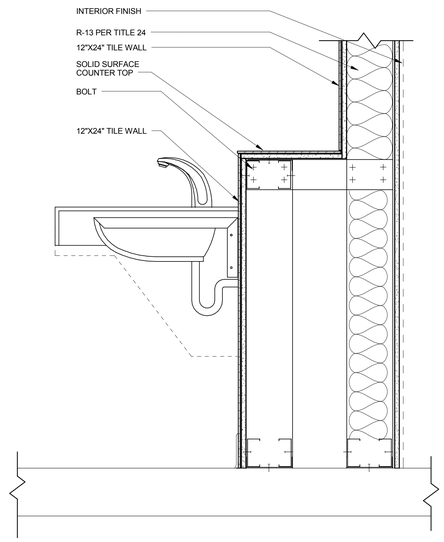

BACK-SPLASH @RESTROOMS | 1 1/2" = 1'-0" | **1**

◇ FIXTURE

1 NOT USED

2 OVERHEAD BRACED PARTITION, SEE SPECS, SEE DET. 14/A-64.41 FOR TYP ATTACHMENT

3 WALL-HUNG SOLID URINAL SCREEN, 42" HIGH X 18" DEEP

4 24" X 36" FRAMED MIRROR, BOBRICK B-290 2436

5 NOT USED

6 OXFORD TOPLOAD WASTE RECEPTACLE

7 NOT USED

8 GRAB BARS FOR ACCESSIBLE TOILET (1-1/4" DIA. STAINLESS STEEL):
42" LENGTH @ SIDE WALL (BOBRICK B-5806X42)
36" LENGTH @ REAR WALL (BOBRICK B-5806X36)

9 1-1/4" DIA. STAINLESS STEEL GRAB BAR, 42", BOBRICK B-5806X42

10 UTILITY SHELF W/ MOP & BROOM HOLDER, BOBRICK B-239 X 34

11 SURFACE MOUNTED PAPER TOWEL DISPENSER

12 SURFACE MOUNTED TOILET TISSUE DISPENSER, BOBRICK B-2888

13 RECESSED TOILET TISSUE DISPENSER, BOBRICK B-3888

14 RECESSED SANITARY NAPKIN DISPOSAL AND TOILET TISSUE DISPENSER, BOBRICK B-3094

15 PARTITION-MOUNTED TOILET TISSUE DISPENSER, BOBRICK B-386

16 PARTITION-MOUNTED SANITARY NAPKIN DISPOSAL, BOBRICK B-354

17 SANITARY NAPKIN / TEMPON VENDOR, FREE OPERATION (BOBRICK MODEL #B2800)

18 SEMI-RECESSED CONVERTIBLE PAPER TOWEL DISPENSER / WASTE RECEPTACLE BY BOBRICK MODEL # B-3942

RESTROOM ACCESSORY NOTES

CALIFORNIA BAPTIST UNIVERSITY
EVENTS CENTER
8431 DIANA AVENUE, RIVERSIDE, CA

ISSUE FOR CONSTRUCTION
01-22-2016

LICENSED ARCHITECT
ROBERT M. SIMONS
No. C-18301
Jan. 31, 2017
STATE OF CALIFORNIA

REVISIONS:

	DESCRIPTION	DATE
1		
2		
3		
4		
5		
6		
7		
8		
9		
10		
11		

DATE ISSUED: 01/22/2016
SVA PROJECT NO: 2014-40129
SCALE: As indicated

SHEET NUMBER: A415
SHEET TITLE:

RESTROOM INTERIOR ELEVATIONS

3 MACARTHUR PLACE, SUITE 850 SANTA ANA, CA 92707
T 949.809.3380 WWW.SVA-ARCHITECTS.COM

THIS DOCUMENT CONTAINS INFORMATION PROPRIETARY TO SVA ARCHITECTS INC. AND IS FURNISHED IN CONFIDENCE FOR THE LIMITED PURPOSE OF EVALUATION, BIDDING OR REVIEW. THIS DOCUMENT OR ITS CONTENTS MAY NOT BE USED FOR ANY OTHER PURPOSE AND MAY NOT BE REPRODUCED OR DISCLOSED TO OTHERS WITHOUT THE PRIOR WRITTEN CONSENT OF SVA ARCHITECTS INC. ALL RIGHTS RESERVED. © COPYRIGHT 2015.

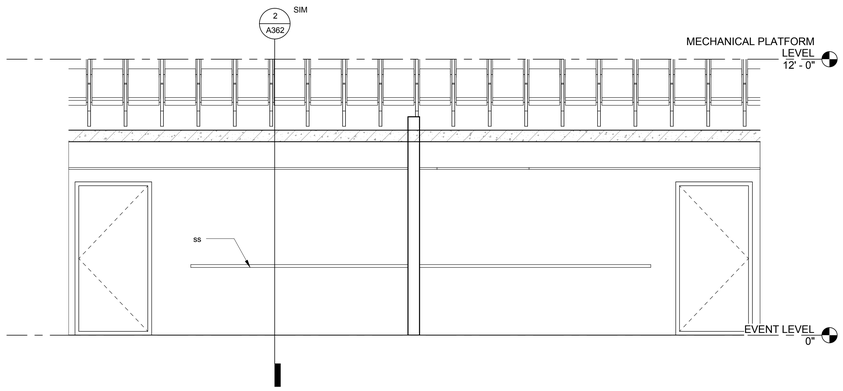

RECEIVING/ COUNTING AREA-B213 | 3/8" = 1'-0" | 2

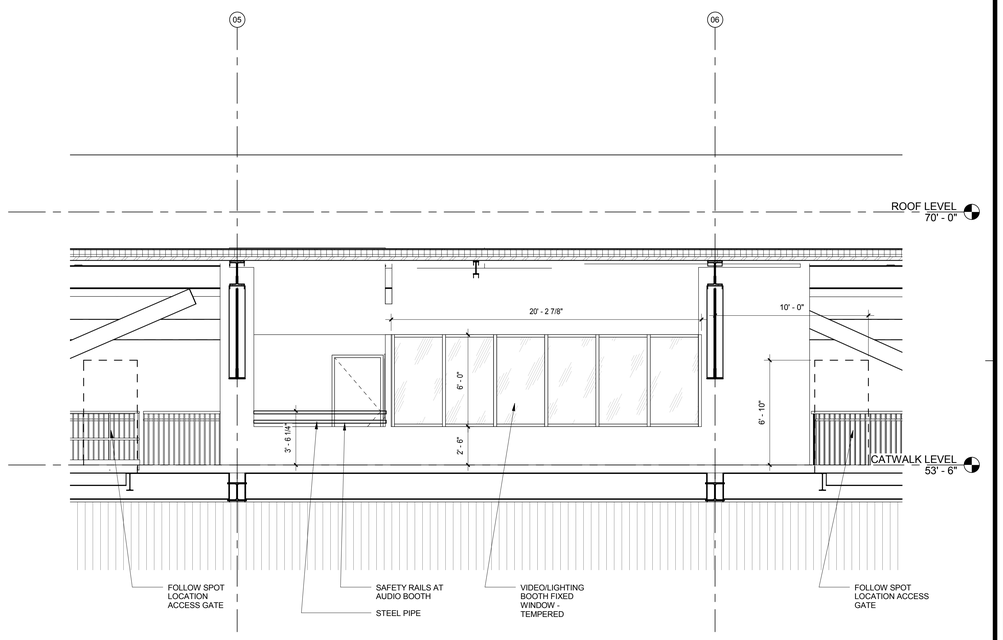

CONTROL ROOM ELEVATION AT BOWL SIDE | 1/4" = 1'-0" | 1

CALIFORNIA BAPTIST UNIVERSITY
EVENTS CENTER
8431 DIANA AVENUE, RIVERSIDE, CA

ISSUE FOR CONSTRUCTION
01-22-2016

LICENSED ARCHITECT
ROBERT M. SIMONS
No. C-18301
Jan. 31, 2017
STATE OF CALIFORNIA

REVISIONS:

	DESCRIPTION	DATE

DATE ISSUED: 01/22/2016
SVA PROJECT NO: 2014-40129
SCALE: As indicated

SHEET NUMBER: A416
SHEET TITLE:

INTERIOR ELEVATIONS

h+k SVA ARCHITECTS
3 MACARTHUR PLACE, SUITE 850 SANTA ANA, CA 92707
T 949.809.3380 WWW.SVA-ARCHITECTS.COM

THIS DOCUMENT CONTAINS INFORMATION PROPRIETARY TO SVA ARCHITECTS INC., AND IS FURNISHED IN CONFIDENCE FOR THE LIMITED PURPOSE OF EVALUATION, BIDDING OR REVIEW. THIS DOCUMENT OR ITS CONTENTS MAY NOT BE USED FOR ANY OTHER PURPOSE AND MAY NOT BE REPRODUCED OR DISCLOSED TO OTHERS WITHOUT THE PRIOR WRITTEN CONSENT OF SVA ARCHITECTS INC. ALL RIGHTS RESERVED. © COPYRIGHT 2015.

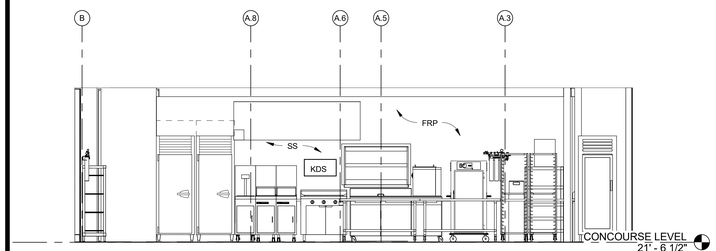

B206-KITCHEN@CONCOURSE LEV.W | 1/4" = 1'-0" | 20

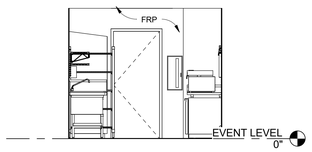

A120-STOR./PREP. EVENT LEV.S | 1/4" = 1'-0" | 16

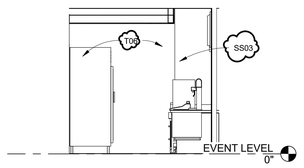

A123-CONCESSION@EVENT LEV.S | 1/4" = 1'-0" | 12

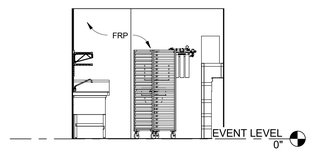

B140-STOR./PREP.EVENT LEV.N | 1/4" = 1'-0" | 8

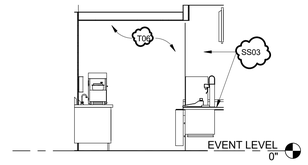

B130-CONCESSION@EVENT LEV.N | 1/4" = 1'-0" | 4

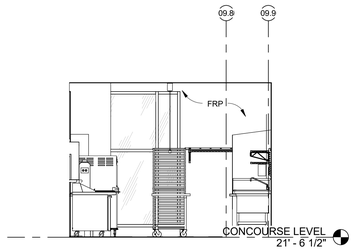

B206-KITCHEN@CONCOURSE LEV.N | 1/4" = 1'-0" | 19

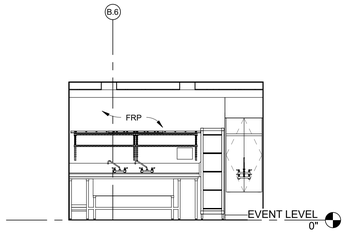

A120-STORAGE/PREP. EVENT LEVEL E | 1/4" = 1'-0" | 15

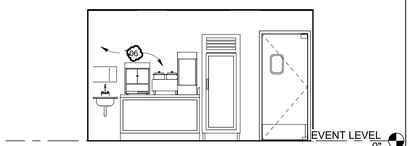

A123-CONCESSION AT EVENT LEVEL E | 1/4" = 1'-0" | 11

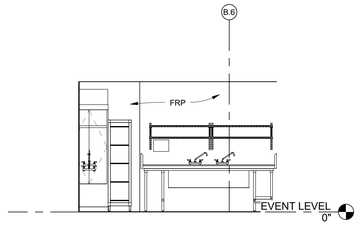

B140-STORAGE/PREP EVENT LEVEL W | 1/4" = 1'-0" | 7

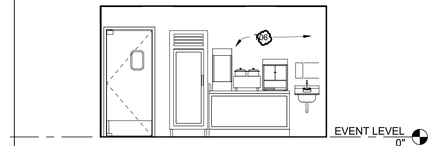

B130-CONCESSION AT EVENT LEVEL W | 1/4" = 1'-0" | 3

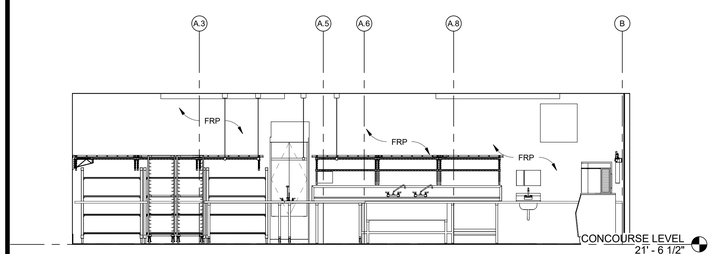

B206-KITCHEN@CONCOURSE LEV.E | 1/4" = 1'-0" | 18

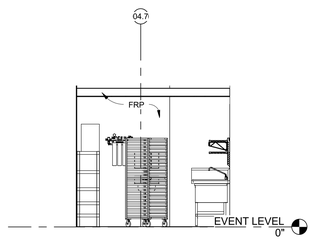

A120-STOR./PREP. EVENT LEV.N | 1/4" = 1'-0" | 14

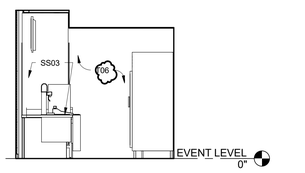

A123-CONCESSION@EVENT LEV. N | 1/4" = 1'-0" | 10

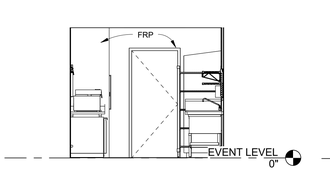

B140-STOR./PREP EVENT LEV. S | 1/4" = 1'-0" | 6

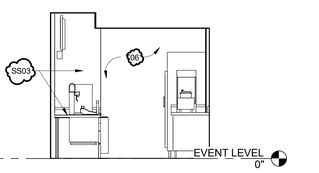

B130-CONCESSION@EVENT LEV. S | 1/4" = 1'-0" | 2

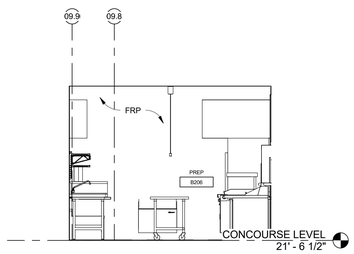

B206-KITCHEN@CONCOURSE LEV.S | 1/4" = 1'-0" | 17

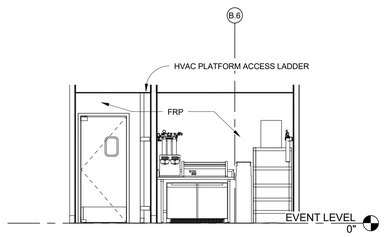

A120-STORAGE/PREP. EVENT LEVEL | 1/4" = 1'-0" | 13

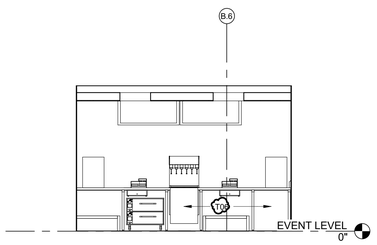

A123-CONCESSION AT EVENT LEVEL | 1/4" = 1'-0" | 9

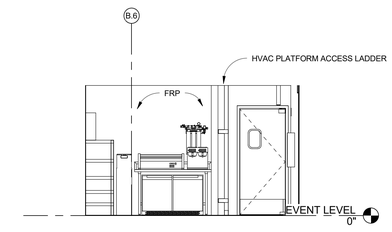

B140-STORAGE/PREP EVENT LEVEL E | 1/4" = 1'-0" | 5

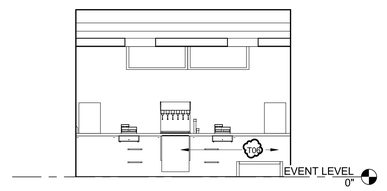

B130-CONCESSION AT EVENT LEVEL E | 1/4" = 1'-0" | 1

CALIFORNIA BAPTIST UNIVERSITY

EVENTS CENTER

8431 DIANA AVENUE, RIVERSIDE, CA

cbu

-

REVISIONS:

	DESCRIPTION	DATE
12	RFCP 14	7-11-16
20	RFI 3236	8-30-16

DATE ISSUED: 01/22/2016

SVA PROJECT NO: 2014-40129

SCALE: 1/4" = 1'-0"

SHEET NUMBER: A417

SHEET TITLE:

INTERIOR ELEVATIONS

HOK SVA ARCHITECTS

3 MACARTHUR PLACE, SUITE 850 SANTA ANA, CA 92707

T 949.809.3380 WWW.SVA-ARCHITECTS.COM

THIS DOCUMENT CONTAINS INFORMATION PROPRIETARY TO SVA ARCHITECTS INC., AND IS FURNISHED IN CONFIDENCE FOR THE LIMITED PURPOSE OF EVALUATION, BIDDING OR REVIEW. THIS DOCUMENT OR ITS CONTENTS MAY NOT BE USED FOR ANY OTHER PURPOSE AND MAY NOT BE REPRODUCED OR DISCLOSED TO OTHERS WITHOUT THE PRIOR WRITTEN CONSENT OF SVA ARCHITECTS INC. ALL RIGHTS RESERVED. © COPYRIGHT 2015.

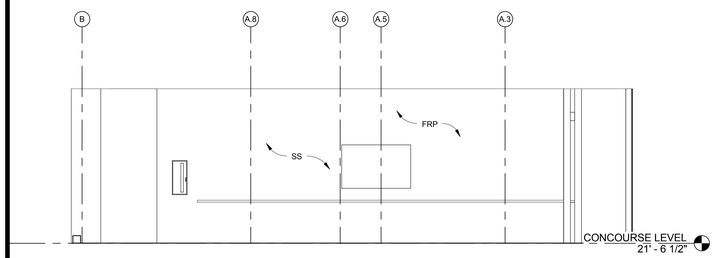

B206-KITCHEN@CONCOURSE LEV.W	1/4" = 1'-0"	20

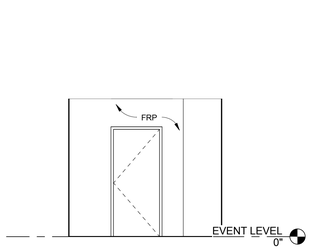

A120-STOR./PREP. EVENT LEV.S	1/4" = 1'-0"	16

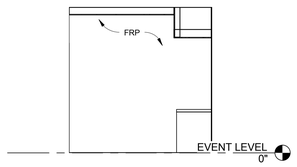

A123-CONCESSION@EVENT LEV.S	1/4" = 1'-0"	12

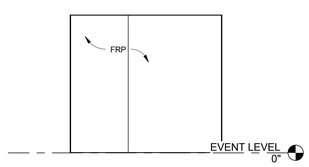

B140-STOR./PREP.EVENT LEV.N	1/4" = 1'-0"	8

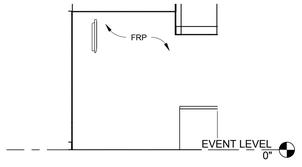

B130-CONCESSION@EVENT LEV.N	1/4" = 1'-0"	4

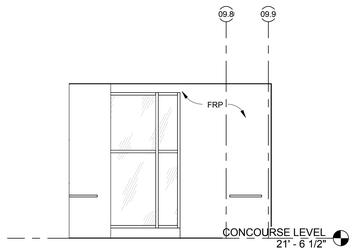

B206-KITCHEN@CONCOURSE LEV.N	1/4" = 1'-0"	19

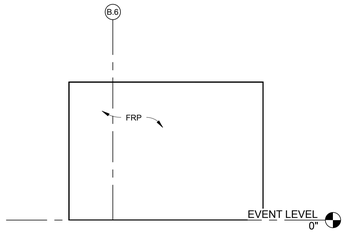

A120-STORAGE/PREP. EVENT LEVEL E	1/4" = 1'-0"	15

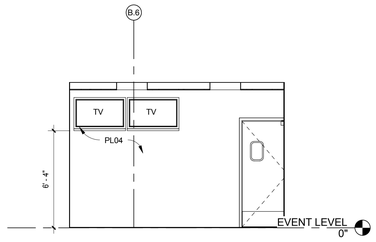

A123-CONCESSION AT EVENT LEVEL E	1/4" = 1'-0"	11

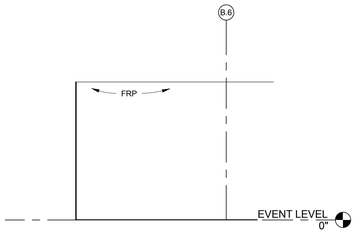

B140-STORAGE/PREP EVENT LEVEL W	1/4" = 1'-0"	7

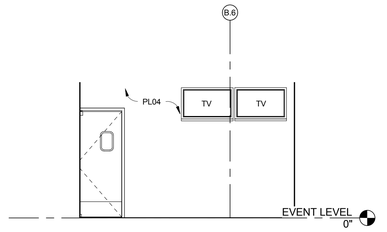

B130-CONCESSION AT EVENT LEVEL W	1/4" = 1'-0"	3

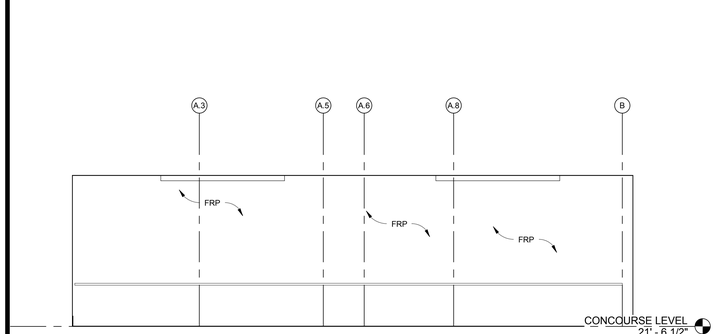

B206-KITCHEN@CONCOURSE LEV.E	1/4" = 1'-0"	18

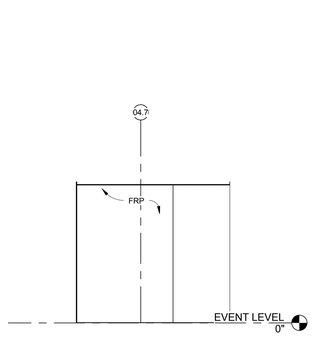

A120-STOR./PREP. EVENT LEV.N	1/4" = 1'-0"	14

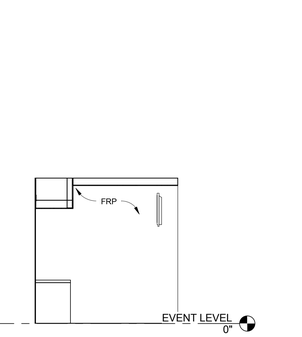

A123-CONCESSION@EVENT LEV. N	1/4" = 1'-0"	10

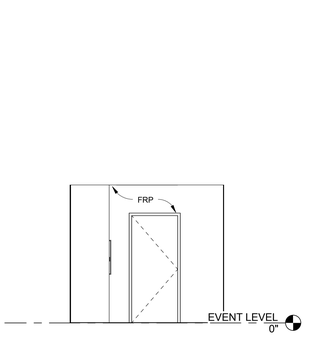

B140-STOR./PREP EVENT LEV. S	1/4" = 1'-0"	6

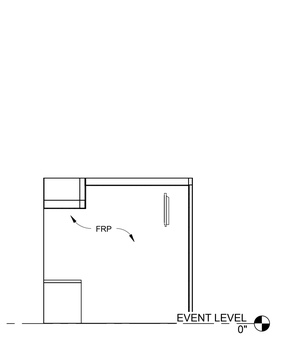

B130-CONCESSION@EVENT LEV. S	1/4" = 1'-0"	2

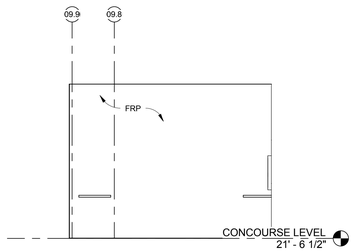

B206-KITCHEN@CONCOURSE LEV.S	1/4" = 1'-0"	17

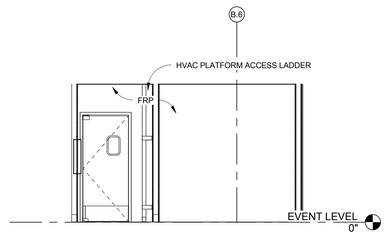

A120-STORAGE/PREP. EVENT LEVEL	1/4" = 1'-0"	13

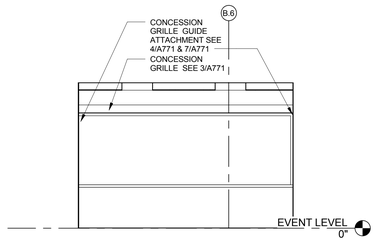

A123-CONCESSION AT EVENT LEVEL	1/4" = 1'-0"	9

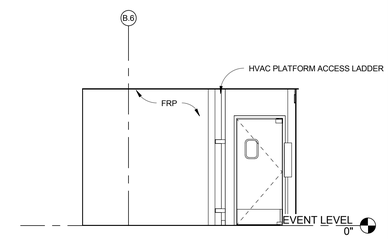

B140-STORAGE/PREP EVENT LEVEL E	1/4" = 1'-0"	5

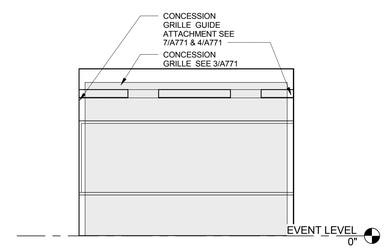

B130-CONCESSION AT EVENT LEVEL E	1/4" = 1'-0"	1

CALIFORNIA BAPTIST UNIVERSITY
EVENTS CENTER

8431 DIANA AVENUE, RIVERSIDE, CA

ISSUE FOR CONSTRUCTION
01-22-2016

LICENSED ARCHITECT
ROBERT M. SIMONS
No. C-18301
Jan. 31, 2017
STATE OF CALIFORNIA

REVISIONS:

	DESCRIPTION	DATE

DATE ISSUED: 01/22/2016
SVA PROJECT NO: 2014-40129
SCALE: 1/4" = 1'-0"

SHEET NUMBER: A417
SHEET TITLE:

INTERIOR ELEVATIONS

ARCHITECTS
3 MACARTHUR PLACE, SUITE 850 SANTA ANA, CA 92707
T 949.809.3380 WWW.SVA-ARCHITECTS.COM

THIS DOCUMENT CONTAINS INFORMATION PROPRIETARY TO SVA ARCHITECTS INC. AND IS FURNISHED IN CONFIDENCE FOR THE LIMITED PURPOSE OF EVALUATION, BIDDING OR REVIEW. THIS DOCUMENT OR ITS CONTENTS MAY NOT BE USED FOR ANY OTHER PURPOSE AND MAY NOT BE REPRODUCED OR DISCLOSED TO OTHERS WITHOUT THE PRIOR WRITTEN CONSENT OF SVA ARCHITECTS INC. ALL RIGHTS RESERVED. © COPYRIGHT 2015.

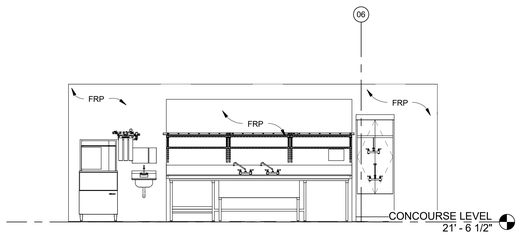

D203-STORAGE/PREP@CONCOURSE LEV. S | 1/4" = 1'-0" | 20

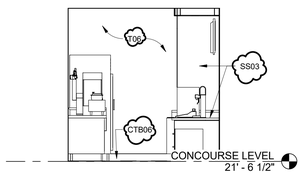

D204-CONCESSION@CONCOURSE LEV.W | 1/4" = 1'-0" | 16

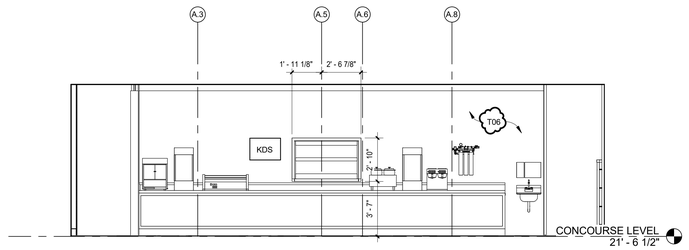

B205-CONCESSION@CONCOURSE LEV. E | 1/4" = 1'-0" | 8

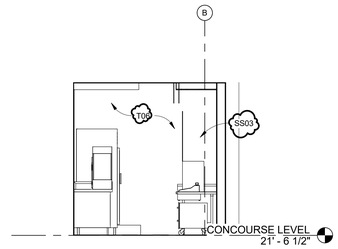

A201-CONCESSION@CONCOURSE LEV. W | 1/4" = 1'-0" | 4

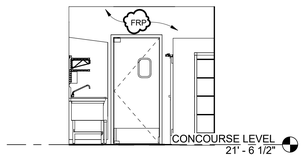

D203-STORAGE/PREP@CONCOURSE LEV. W | 1/4" = 1'-0" | 19

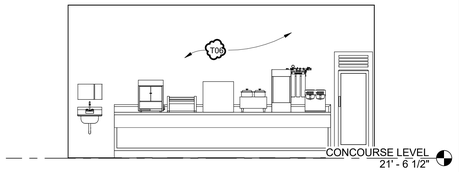

D204-CONCESSION@CONCOURSE LEV. S | 1/4" = 1'-0" | 15

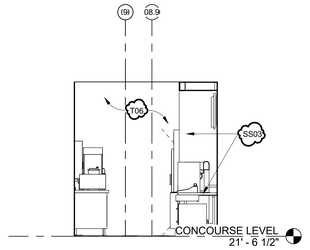

B205-CONCESSION@CONCOURSE LEV.S | 1/4" = 1'-0" | 11

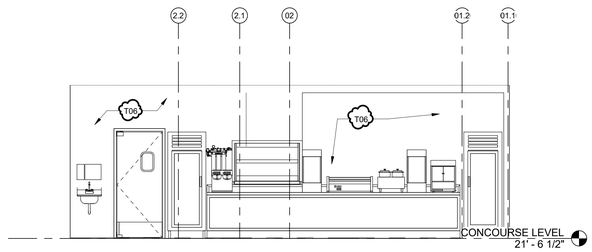

A201-CONCESSION@CONCOURSE LEV. S | 1/4" = 1'-0" | 3

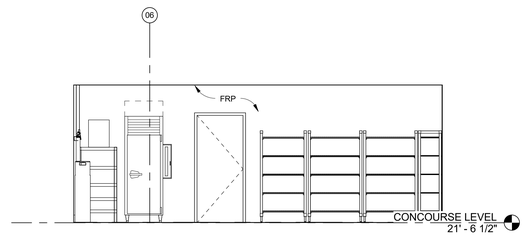

D203-STORAGE/PREP@CONCOURSE LEV. N | 1/4" = 1'-0" | 18

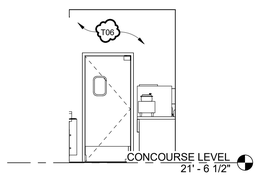

D204-CONCESSION@CONCOURSE LEV.E | 1/4" = 1'-0" | 14



B205-CONCESSION@CONCOURSE LEV. W | 1/4" = 1'-0" | 6

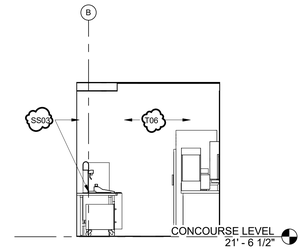

A201-CONCESSION@CONCOURSE LEV. E | 1/4" = 1'-0" | 2

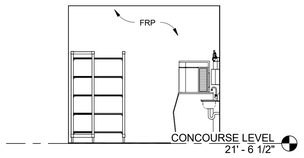

D203-STORAGE/PREP@CONCOURSE LEV. E | 1/4" = 1'-0" | 17

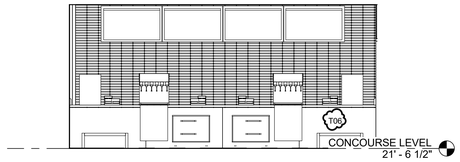

D204-CONCESSION@CONCOURSE LEV. N | 1/4" = 1'-0" | 13

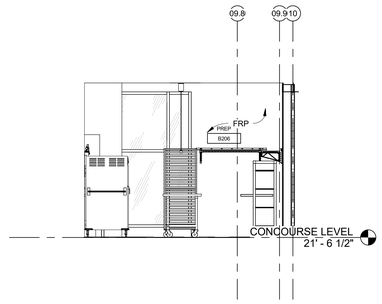

B206-PREP NORTH | 1/4" = 1'-0" | 9

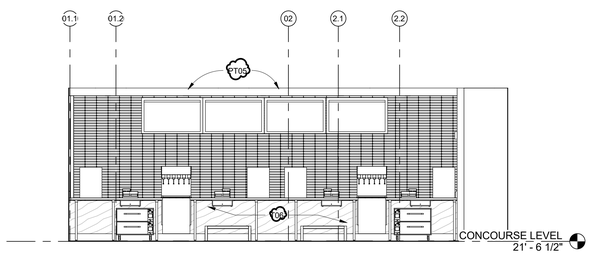

A201-CONCESSION@CONCOURSE LEV. N | 1/4" = 1'-0" | 1

CALIFORNIA BAPTIST UNIVERSITY

EVENTS CENTER

8431 DIANA AVENUE, RIVERSIDE, CA

-

REVISIONS:

	DESCRIPTION	DATE
12	RFCP 14	7-11-16
20	RFI 3236	8-30-16

DATE ISSUED: 01/22/2016

SVA PROJECT NO: 2014-40129

SCALE: 1/4" = 1'-0"

SHEET NUMBER: A418

SHEET TITLE:

INTERIOR ELEVATIONS

3 MACARTHUR PLACE, SUITE 850 SANTA ANA, CA 92707

T 949.809.3380 WWW.SVA-ARCHITECTS.COM

THIS DOCUMENT CONTAINS INFORMATION PROPRIETARY TO SVA ARCHITECTS INC. AND IS FURNISHED IN CONFIDENCE FOR THE LIMITED PURPOSE OF EVALUATION, BIDDING OR REVIEW. THIS DOCUMENT OR ITS CONTENTS MAY NOT BE USED FOR ANY OTHER PURPOSE AND MAY NOT BE REPRODUCED OR DISCLOSED TO OTHERS WITHOUT THE PRIOR WRITTEN CONSENT OF SVA ARCHITECTS INC. ALL RIGHTS RESERVED. © COPYRIGHT 2015.

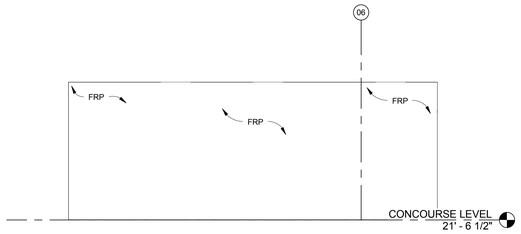

D203-STORAGE/PREP@CONCOURSE LEV. S | 1/4" = 1'-0" | 20

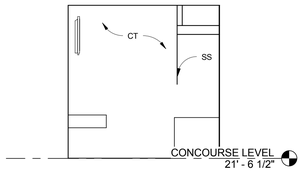

D204-CONCESSION@CONCOURSE LEV.W | 1/4" = 1'-0" | 16

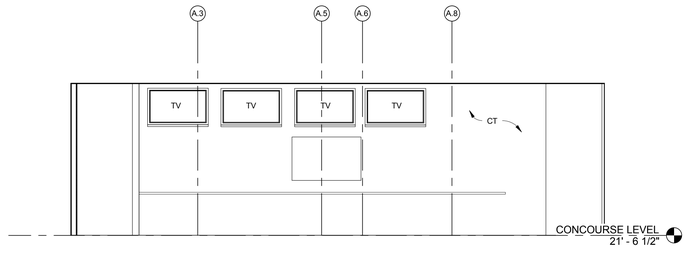

B206-CONCESSION@CONCOURSE LEV. E | 1/4" = 1'-0" | 8

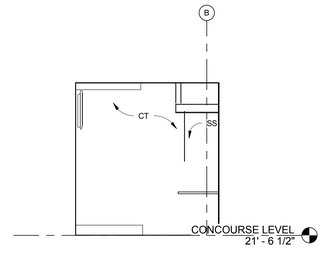

A201-CONCESSION@CONCOURSE LEV. W | 1/4" = 1'-0" | 4

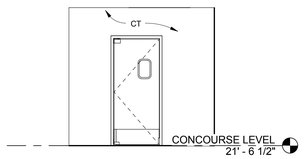

D203-STORAGE/PREP@CONCOURSE LEV. W | 1/4" = 1'-0" | 19

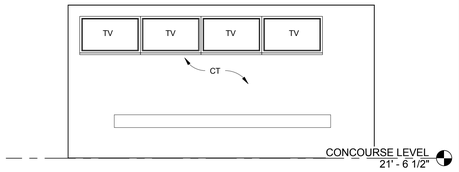

D204-CONCESSION@CONCOURSE LEV. S | 1/4" = 1'-0" | 15

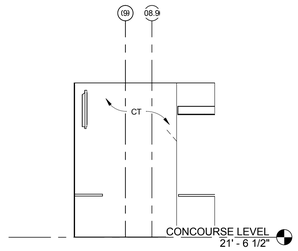

B206-CONCESSION@CONCOURSE LEV.S | 1/4" = 1'-0" | 11

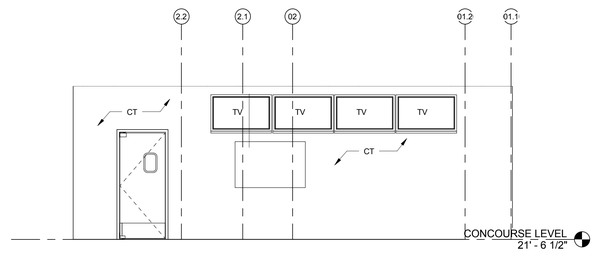

A201-CONCESSION@CONCOURSE LEV. S | 1/4" = 1'-0" | 3

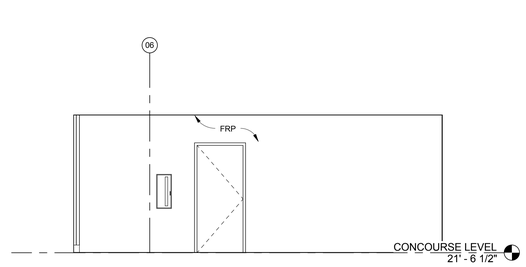

D203-STORAGE/PREP@CONCOURSE LEV. N | 1/4" = 1'-0" | 18

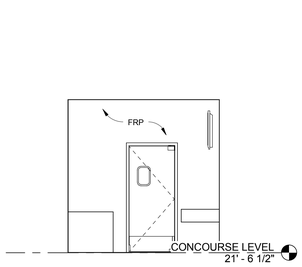

D204-CONCESSION@CONCOURSE LEV.E | 1/4" = 1'-0" | 14

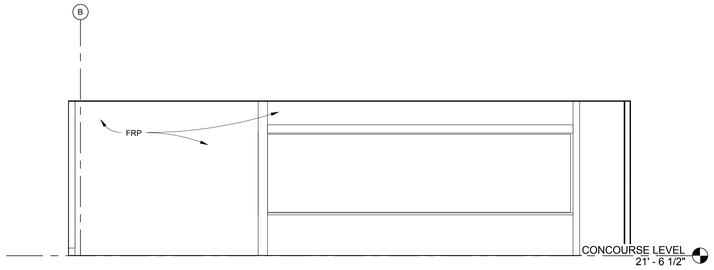

B206-CONCESSION@CONCOURSE LEV. W | 1/4" = 1'-0" | 6

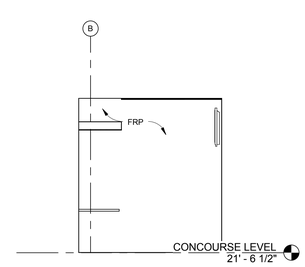

A201-CONCESSION@CONCOURSE LEV. E | 1/4" = 1'-0" | 2

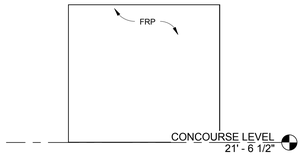

D203-STORAGE/PREP@CONCOURSE LEV. E | 1/4" = 1'-0" | 17

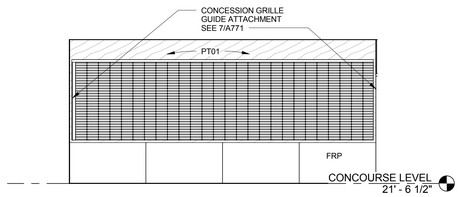

D204-CONCESSION@CONCOURSE LEV. N | 1/4" = 1'-0" | 13

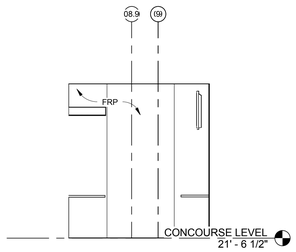

B206-CONCESSION@CONCOURSE LEV. N | 1/4" = 1'-0" | 9

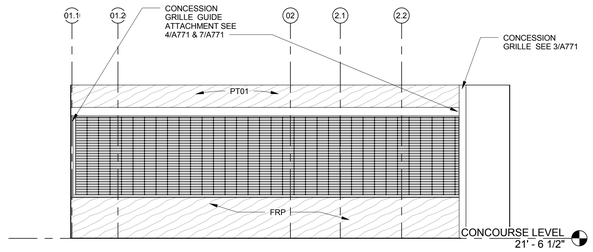

A201-CONCESSION@CONCOURSE LEV. N | 1/4" = 1'-0" | 1

CALIFORNIA BAPTIST UNIVERSITY

EVENTS CENTER

8431 DIANA AVENUE, RIVERSIDE, CA

ISSUE FOR CONSTRUCTION
01-22-2016

LICENSED ARCHITECT
ROBERT M. SIMONS
No. C-18301
Jan. 31, 2017
STATE OF CALIFORNIA

REVISIONS:

	DESCRIPTION	DATE
1		
2		
3		
4		
5		
6		
7		
8		
9		
10		
11		
12		

DATE ISSUED: 01/22/2016

SVA PROJECT NO: 2014-40129

SCALE: 1/4" = 1'-0"

SHEET NUMBER: A418

SHEET TITLE:

INTERIOR ELEVATIONS

ARCHITECTS

3 MACARTHUR PLACE, SUITE 850 SANTA ANA, CA 92707
T 949.809.3380 WWW.SVA-ARCHITECTS.COM

THIS DOCUMENT CONTAINS INFORMATION PROPRIETARY TO SVA ARCHITECTS INC. AND IS FURNISHED IN CONFIDENCE FOR THE LIMITED PURPOSE OF EVALUATION, BIDDING OR REVIEW. THIS DOCUMENT OR ITS CONTENTS MAY NOT BE USED FOR ANY OTHER PURPOSE AND MAY NOT BE REPRODUCED OR DISCLOSED TO OTHERS WITHOUT THE PRIOR WRITTEN CONSENT OF SVA ARCHITECTS INC. ALL RIGHTS RESERVED. © COPYRIGHT 2015.

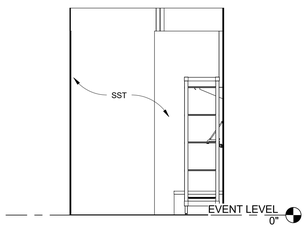

B121-SOUTH | 3/8" = 1'-0" | 20

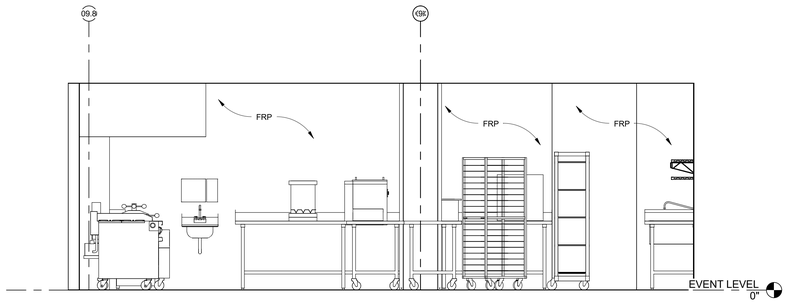

B121-KITCHEN@EVENT LEV.S | 3/8" = 1'-0" | 8

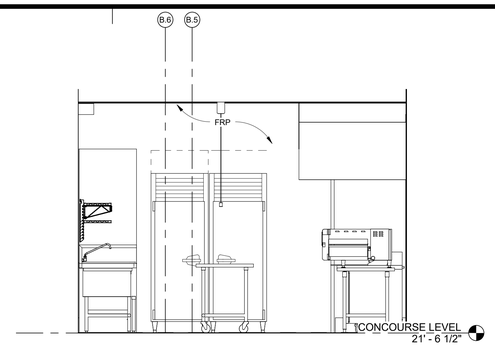

A202--KITCHEN@CONCOURSE LEV.W | 3/8" = 1'-0" | 4

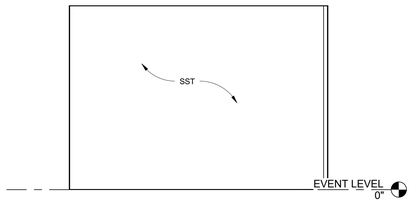

B121-EAST | 3/8" = 1'-0" | 19

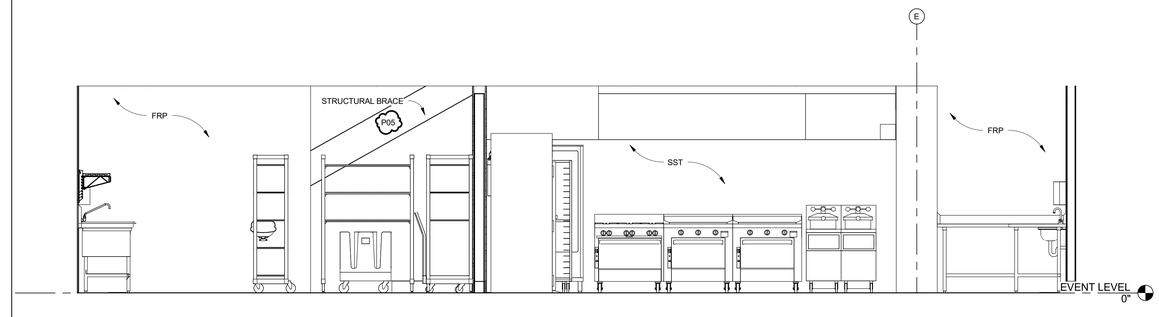

B121-KITCHEN@EVENT LEV.E | 3/8" = 1'-0" | 7

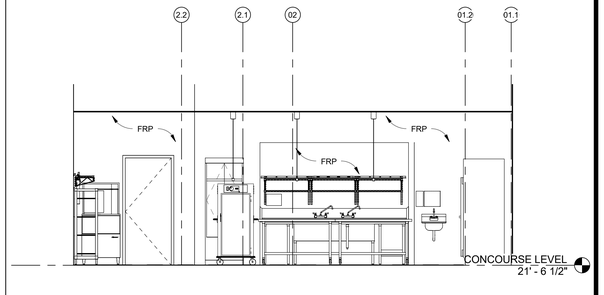

A202-KITCHEN@CONCOURSE LEV.S | 1/4" = 1'-0" | 3

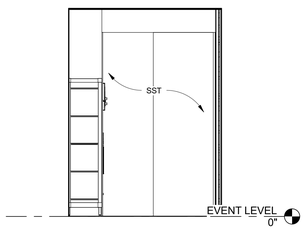

B121-NORTH | 3/8" = 1'-0" | 18

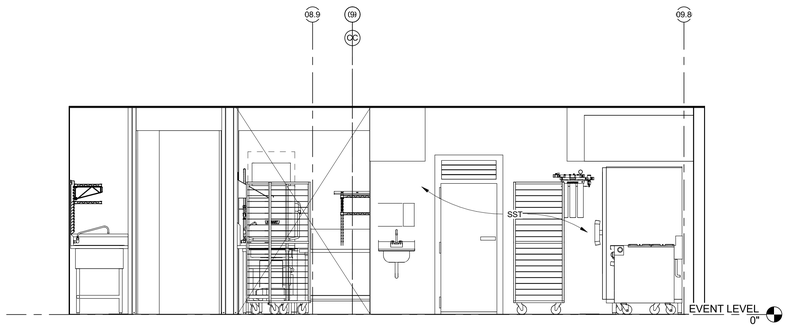

B121-KITCHEN@EVENT LEV.N | 3/8" = 1'-0" | 6

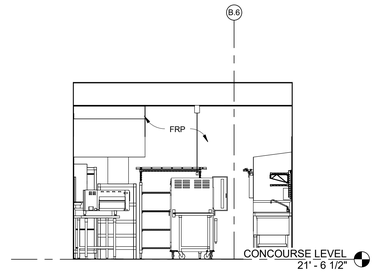

A202-KITCHEN@CONCOURSE LEV.E | 1/4" = 1'-0" | 2

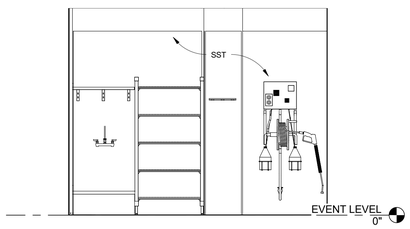

B121-WEST | 3/8" = 1'-0" | 17

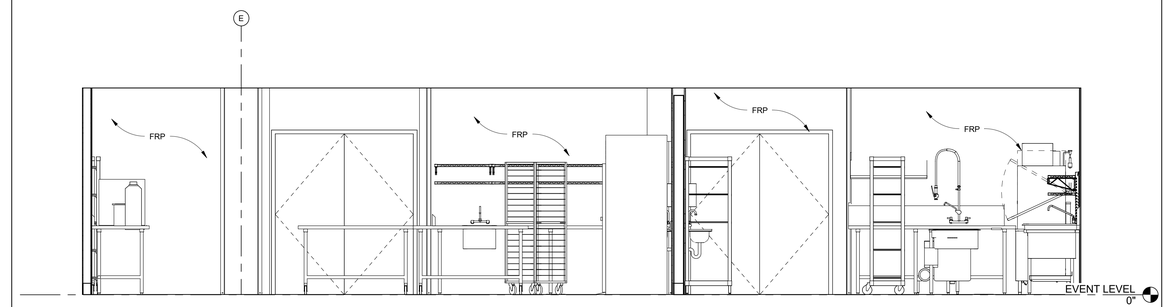

B121-KITCHEN@EVENT LEV.W | 3/8" = 1'-0" | 5

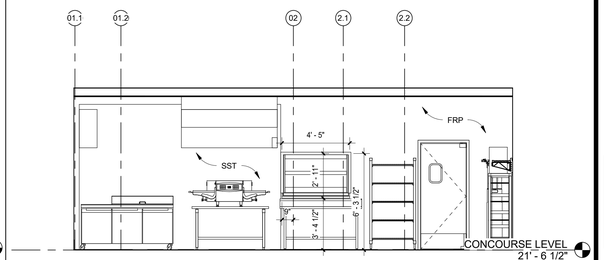

A202-KITCHEN@CONCOURSE LEV.N | 1/4" = 1'-0" | 1

CALIFORNIA BAPTIST UNIVERSITY

EVENTS CENTER

8431 DIANA AVENUE, RIVERSIDE, CA

-

REVISIONS:

	DESCRIPTION	DATE
20	RFI 3236	8-30-16

DATE ISSUED: 01/22/2016

SVA PROJECT NO: 2014-40129

SCALE: As indicated

SHEET NUMBER: A419

SHEET TITLE:

INTERIOR ELEVATIONS

3 MACARTHUR PLACE, SUITE 850 SANTA ANA, CA 92707

T 949.809.3380 WWW.SVA-ARCHITECTS.COM

THIS DOCUMENT CONTAINS INFORMATION PROPRIETARY TO SVA ARCHITECTS INC. AND IS FURNISHED IN CONFIDENCE FOR THE LIMITED PURPOSE OF EVALUATION, BIDDING OR REVIEW. THIS DOCUMENT OR ITS CONTENTS MAY NOT BE USED FOR ANY OTHER PURPOSE AND MAY NOT BE REPRODUCED OR DISCLOSED TO OTHERS WITHOUT THE PRIOR WRITTEN CONSENT OF SVA ARCHITECTS INC. ALL RIGHTS RESERVED. © COPYRIGHT 2015.

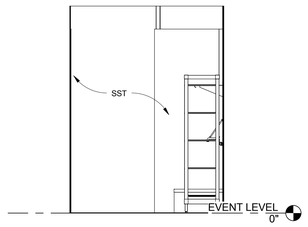

B121-SOUTH | 3/8" = 1'-0" | 20

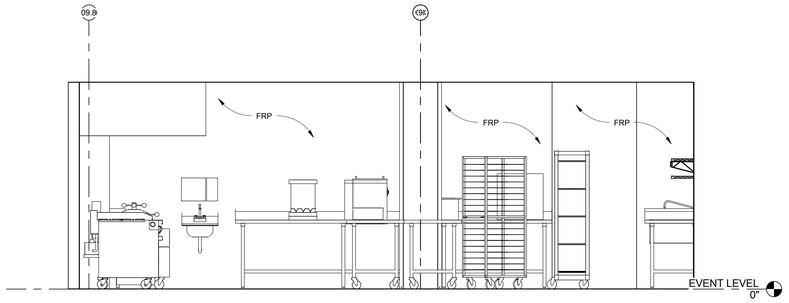

B121-KITCHEN@EVENT LEV.S | 3/8" = 1'-0" | 8

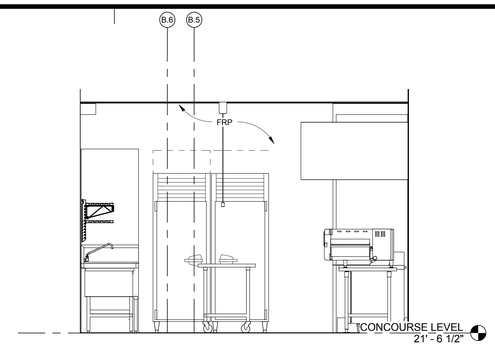

A202--KITCHEN@CONCOURSE LEV.W | 3/8" = 1'-0" | 4

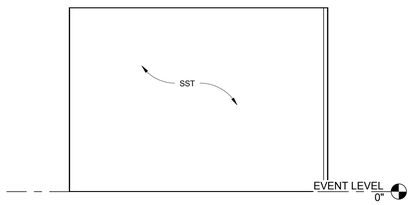

B121-EAST | 3/8" = 1'-0" | 19

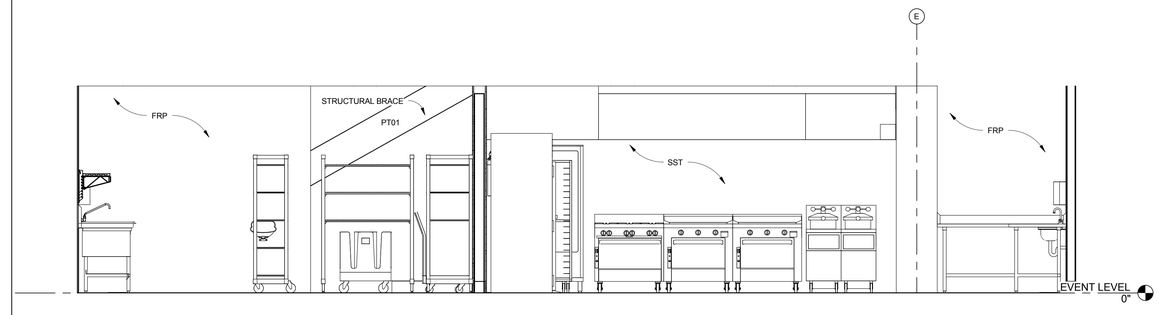

B121-KITCHEN@EVENT LEV.E | 3/8" = 1'-0" | 7

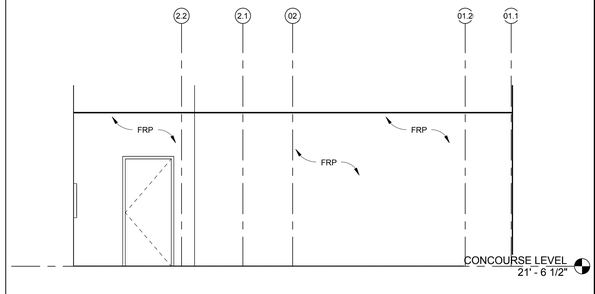

A202-KITCHEN@CONCOURSE LEV.S | 1/4" = 1'-0" | 3

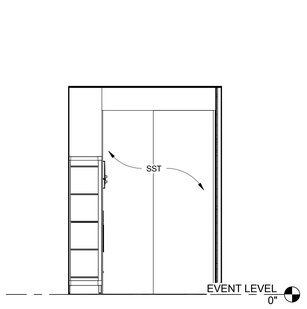

B121-NORTH | 3/8" = 1'-0" | 18

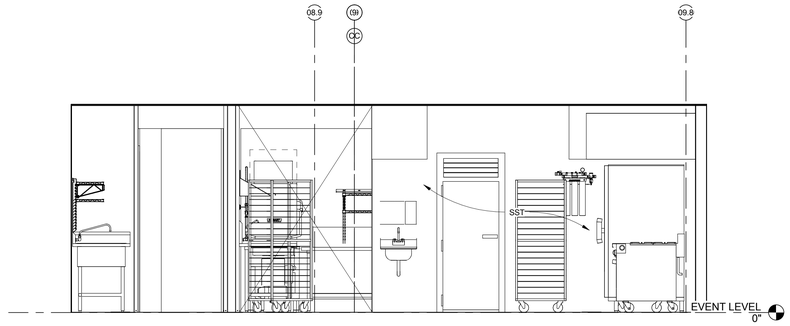

B121-KITCHEN@EVENT LEV.N | 3/8" = 1'-0" | 6

A202-KITCHEN@CONCOURSE LEV.E | 1/4" = 1'-0" | 2

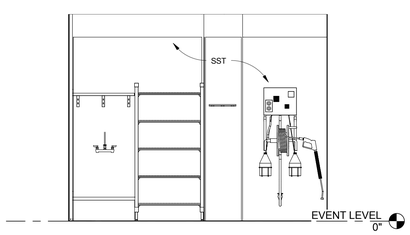

B121-WEST | 3/8" = 1'-0" | 17

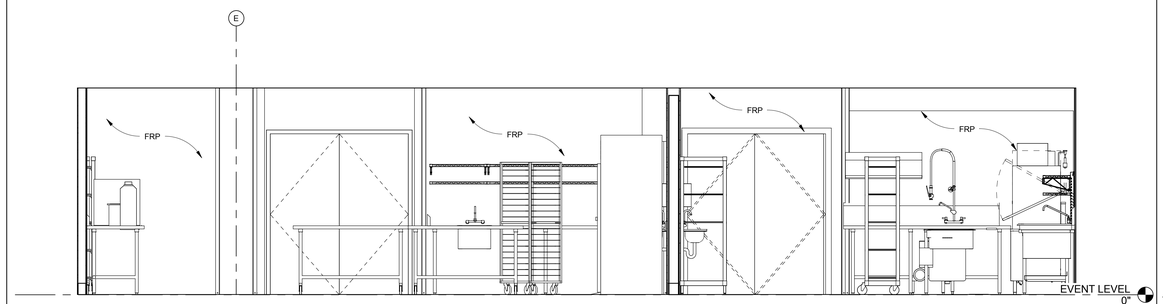

B121-KITCHEN@EVENT LEV.W | 3/8" = 1'-0" | 5

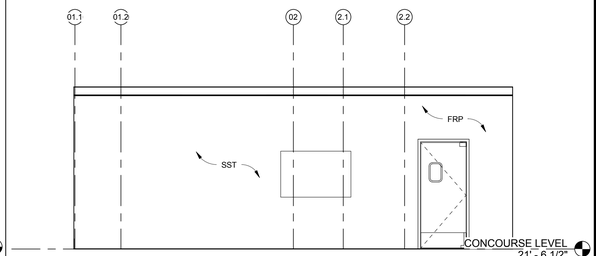

A202-KITCHEN@CONCOURSE LEV.N | 1/4" = 1'-0" | 1

CALIFORNIA BAPTIST UNIVERSITY
EVENTS CENTER

8431 DIANA AVENUE, RIVERSIDE, CA

ISSUE FOR CONSTRUCTION
01-22-2016

LICENSED ARCHITECT
ROBERT M. SIMONS
No. C-18301
Jan. 31, 2017
STATE OF CALIFORNIA

REVISIONS:

	DESCRIPTION	DATE

DATE ISSUED: 01/22/2016
SVA PROJECT NO: 2014-40129
SCALE: As indicated

SHEET NUMBER: A419
SHEET TITLE:

INTERIOR ELEVATIONS

3 MACARTHUR PLACE, SUITE 850 SANTA ANA, CA 92707
T 949.809.3380 WWW.SVA-ARCHITECTS.COM

THIS DOCUMENT CONTAINS INFORMATION PROPRIETARY TO SVA ARCHITECTS INC. AND IS FURNISHED IN CONFIDENCE FOR THE LIMITED PURPOSE OF EVALUATION, BIDDING OR REVIEW. THIS DOCUMENT OR ITS CONTENTS MAY NOT BE USED FOR ANY OTHER PURPOSE AND MAY NOT BE REPRODUCED OR DISCLOSED TO OTHERS WITHOUT THE PRIOR WRITTEN CONSENT OF SVA ARCHITECTS INC. ALL RIGHTS RESERVED. © COPYRIGHT 2015.

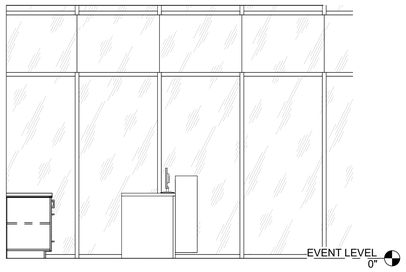

AD A101-RECEPTION WEST | 3/8" = 1'-0" | 20

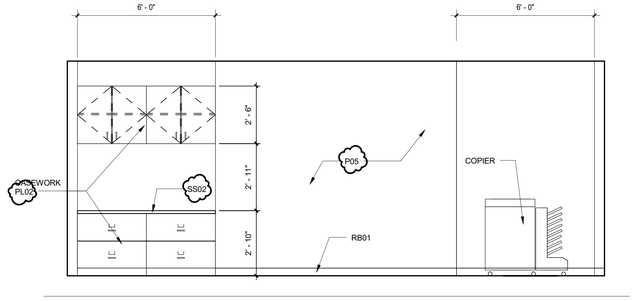

A140- RECEPTION BACKWALL | 3/8" = 1'-0" | 16

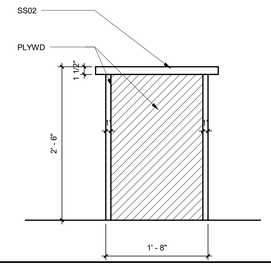

DESK AT OPENOFFICE | 1" = 1'-0" | 12

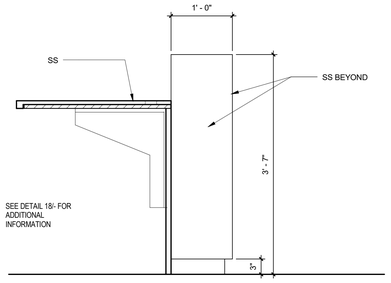

RECEPTION DESK DETAIL 2 | 1" = 1'-0" | 19

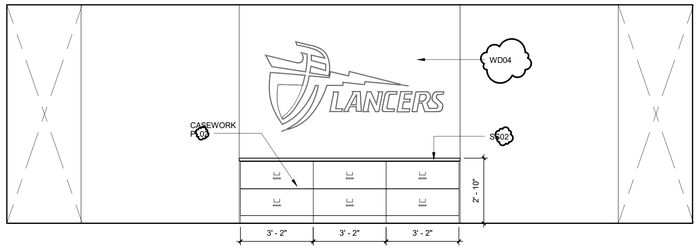

A140- RECEPTION FRONTWALL | 3/8" = 1'-0" | 15

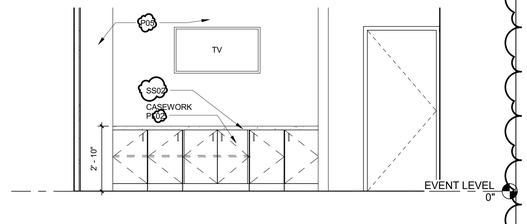

CONF. RM. A140 SOUTH | 3/8" = 1'-0" | 11

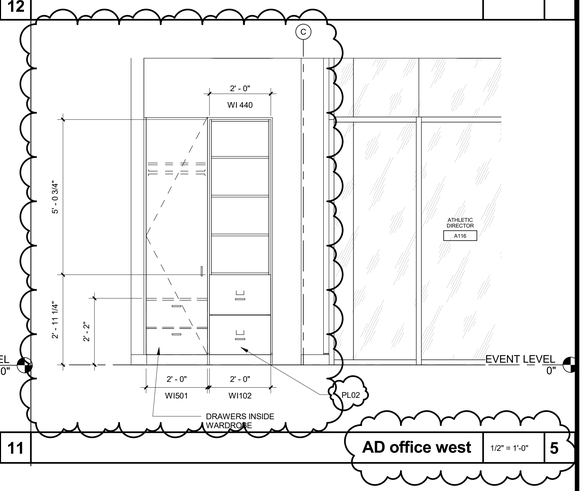

AD office west | 1/2" = 1'-0" | 5

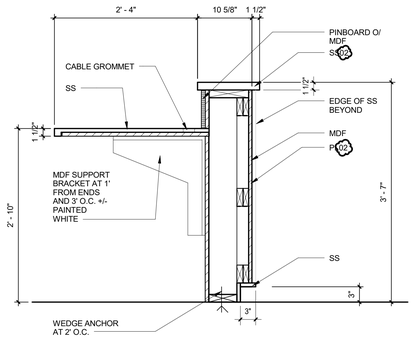

RECEPTION DESK DETAIL | 1" = 1'-0" | 18

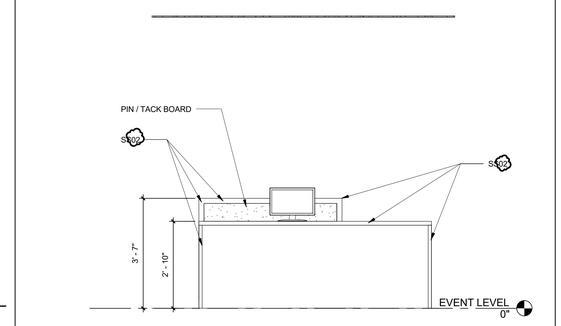

A140- RECEPTION BEHIND COUNTER | 1/2" = 1'-0" | 14

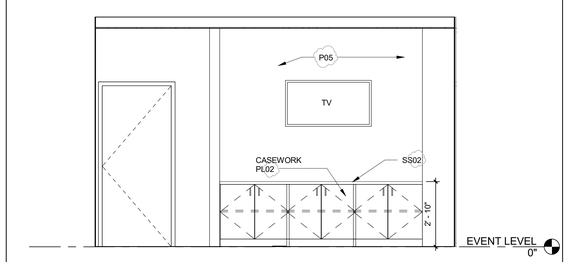

RECEPTION/SECRETARY RM. A140 NORTH | 3/8" = 1'-0" | 10

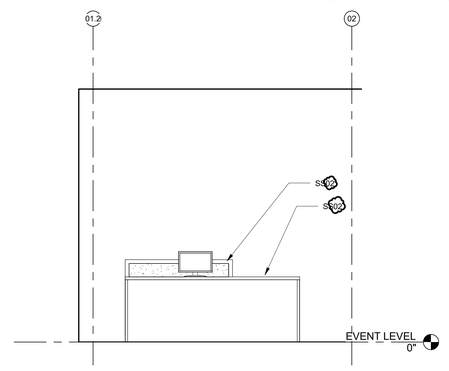

A101-RECEPTION/WAITING/SECRETARY 2 | 3/8" = 1'-0" | 2

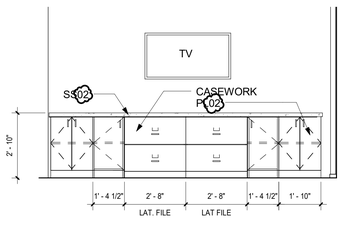

A101-RECEPTION CASEWORK | 3/8" = 1'-0" | 17

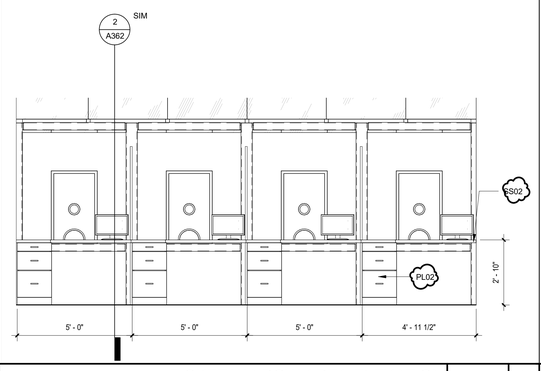

TICKET WINDOW AREA ELEVATION | 3/8" = 1'-0" | 13

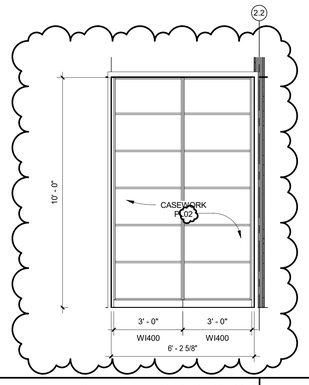

A116-ATHLETIC DIRECTOR | 3/8" = 1'-0" | 9

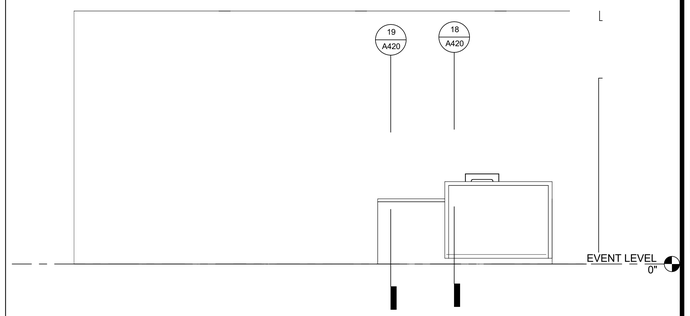

A101-RECEPTION/WAITING/SECRETARY | 3/8" = 1'-0" | 1

CALIFORNIA BAPTIST UNIVERSITY

EVENTS CENTER

8431 DIANA AVENUE, RIVERSIDE, CA

-

REVISIONS:

	DESCRIPTION	DATE
6	ASI 006	5-31-16
19	CCD #013	9-6-16
20	RFI 3236	8-30-16

DATE ISSUED: 01/22/2016

SVA PROJECT NO: 2014-40129

SCALE: As indicated

SHEET NUMBER: A420

SHEET TITLE:

INTERIOR ELEVATIONS

ARCHITECTS

3 MACARTHUR PLACE, SUITE 850 SANTA ANA, CA 92707

T 949.809.3380 WWW.SVA-ARCHITECTS.COM

THIS DOCUMENT CONTAINS INFORMATION PROPRIETARY TO SVA ARCHITECTS INC. AND IS FURNISHED IN CONFIDENCE FOR THE LIMITED PURPOSE OF EVALUATION, BIDDING OR REVIEW. THIS DOCUMENT OR ITS CONTENTS MAY NOT BE USED FOR ANY OTHER PURPOSE AND MAY NOT BE REPRODUCED OR DISCLOSED TO OTHERS WITHOUT THE PRIOR WRITTEN CONSENT OF SVA ARCHITECTS INC. ALL RIGHTS RESERVED. © COPYRIGHT 2015.



A101-RECEPTION WEST | 3/8" = 1'-0" | 20

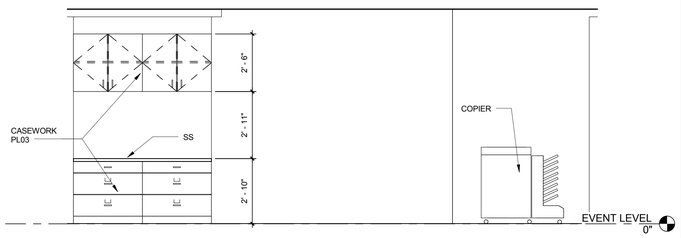

A140- RECEPTION BACKWALL | 3/8" = 1'-0" | 16

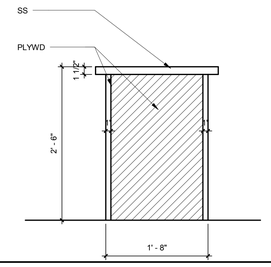

DESK AT OPENOFFICE | 1" = 1'-0" | 12

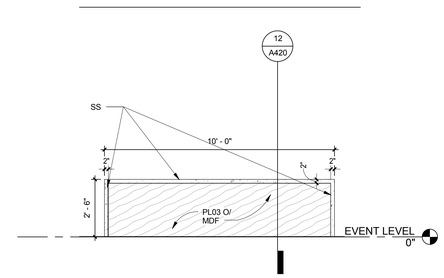

A112- OPEN OFFICE/OTHER 2 | 3/8" = 1'-0" | 4

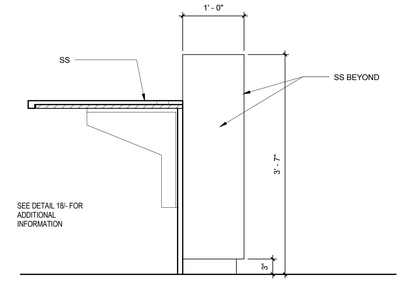

RECEPTION DESK DETAIL 2 | 1" = 1'-0" | 19

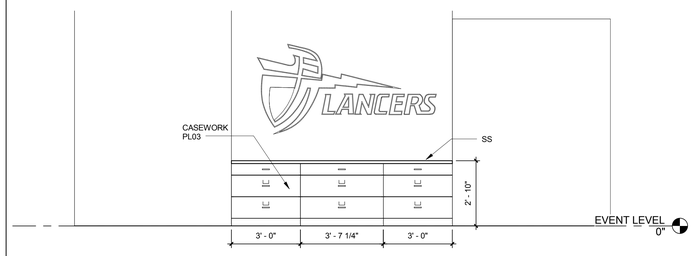

A140- RECEPTION FRONTWALL | 3/8" = 1'-0" | 15

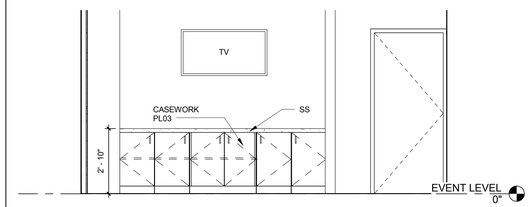

RECEPTION/SECRETARY RM.A140 SOUTH | 3/8" = 1'-0" | 11

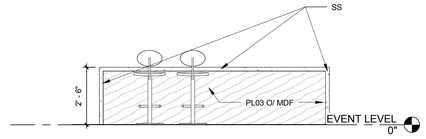

A112-OPEN OFFICE/OTHER | 3/8" = 1'-0" | 3

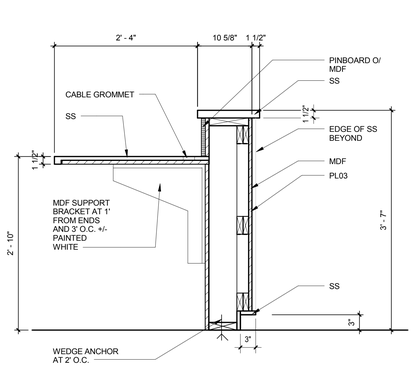

RECEPTION DESK DETAIL | 1" = 1'-0" | 18

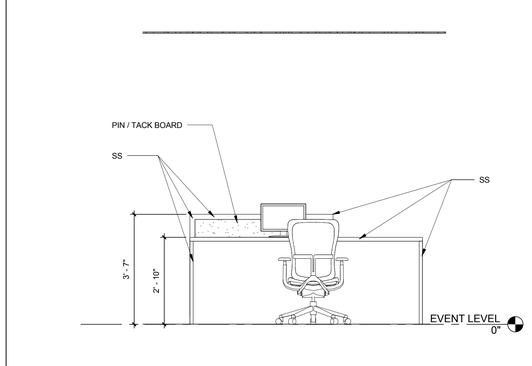

A140- RECEPTION BEHIND COUNTER | 1/2" = 1'-0" | 14

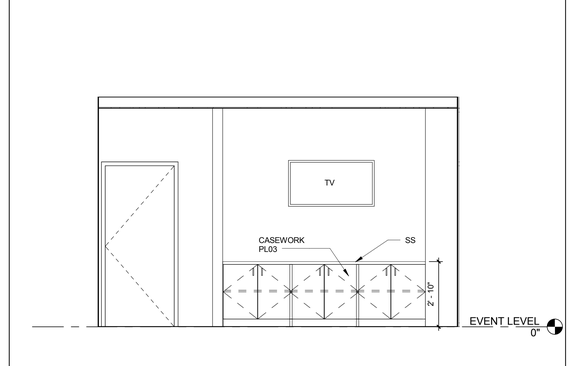

RECEPTION/SECRETARY RM. A140 NORTH | 3/8" = 1'-0" | 10

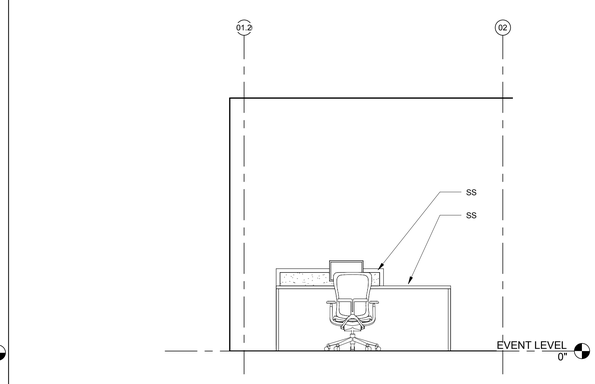

A101-RECEPTION/WAITING/SECRETARY 2 | 3/8" = 1'-0" | 2

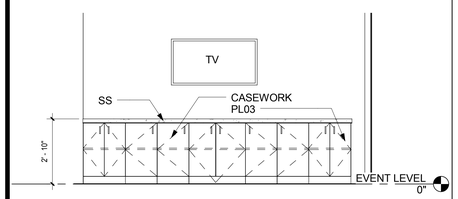

A101-RECEPTION CASEWORK | 3/8" = 1'-0" | 17

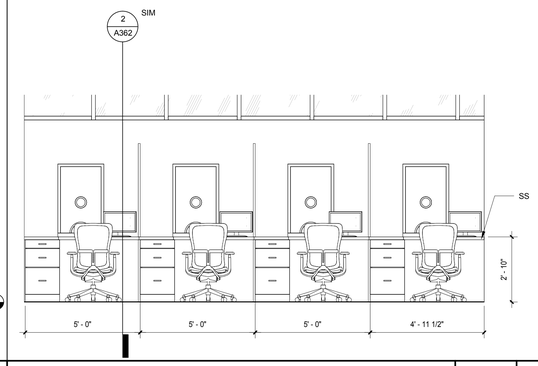

TICKET WINDOW AREA ELEVATION | 3/8" = 1'-0" | 13

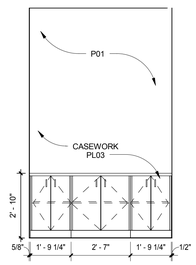

A116-ATHLETIC DIRECTOR | 3/8" = 1'-0" | 9

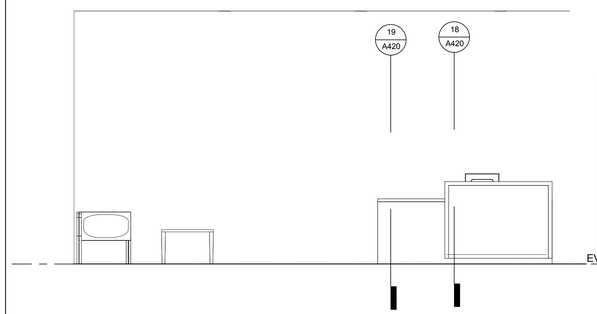

A101-RECEPTION/WAITING/SECRETARY | 3/8" = 1'-0" | 1

CALIFORNIA BAPTIST UNIVERSITY

EVENTS CENTER

8431 DIANA AVENUE, RIVERSIDE, CA

ISSUE FOR CONSTRUCTION
01-22-2016



REVISIONS:

	DESCRIPTION	DATE
1		
2		
3		
4		
5		
6		
7		
8		
9		
10		
11		
12		

DATE ISSUED: 01/22/2016
SVA PROJECT NO: 2014-40129
SCALE: As indicated

SHEET NUMBER: A420

SHEET TITLE:

INTERIOR ELEVATIONS

3 MACARTHUR PLACE, SUITE 850 SANTA ANA, CA 92707
T 949.809.3380 WWW.SVA-ARCHITECTS.COM

THIS DOCUMENT CONTAINS INFORMATION PROPRIETARY TO SVA ARCHITECTS INC., AND IS FURNISHED IN CONFIDENCE FOR THE LIMITED PURPOSE OF EVALUATION, BIDDING OR REVIEW. THIS DOCUMENT OR ITS CONTENTS MAY NOT BE USED FOR ANY OTHER PURPOSE AND MAY NOT BE REPRODUCED OR DISCLOSED TO OTHERS WITHOUT THE PRIOR WRITTEN CONSENT OF SVA ARCHITECTS INC. ALL RIGHTS RESERVED, © COPYRIGHT 2015.

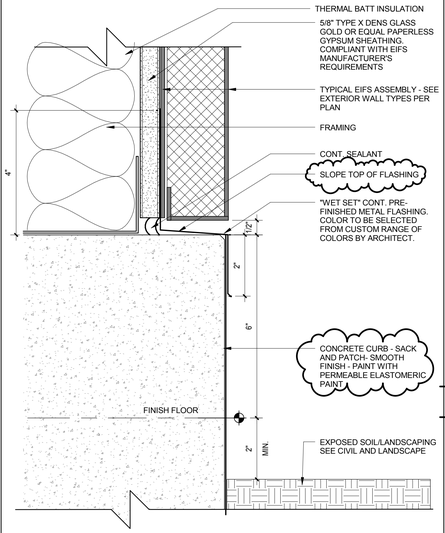

EIFS GRADE LEVEL TERM. AT SOIL 6" = 1'-0" **11**

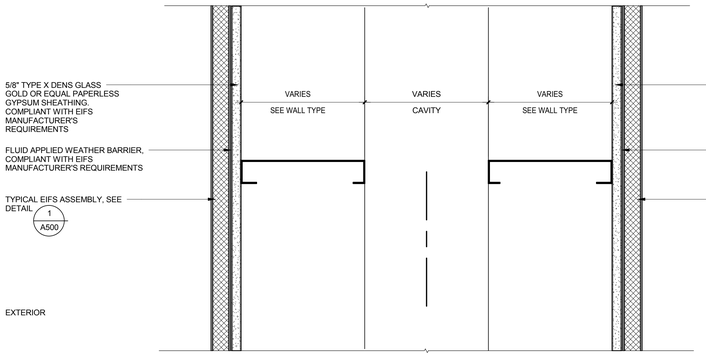

EXTERIOR NON-ENVELOPE DOUBLE WALL 3" = 1'-0" **4**

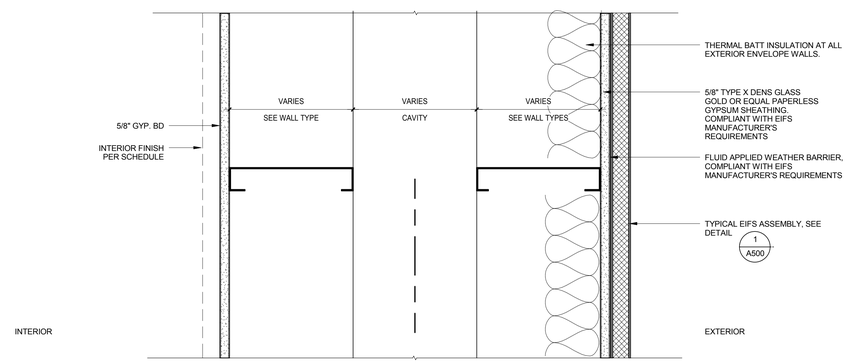

EXTERIOR ENVELOPE DOUBLE WALL 3" = 1'-0" **3**

EXTERIOR WALL - THERMAL ENVELOPE

WALL TYPE	STUD SIZE	STUD TYPE	STUD SPACING	STUD GAUGE	OVERALL WALL THK	DETAIL	REMARKS
EE4	4"	C STUD	16" O.C.			2 / A-500	
EE6	6"	C STUD	16" O.C.			2 / A-500	
EE8	8"	C STUD	16" O.C.			2 / A-500	
EE10	10"	C STUD	16" O.C.			2 / A-500	

EE 4,6 8, OR 10 = 1 HR FIRE RATED EXTERIOR WALL

EXTERIOR WALL - THERMAL ENVELOPE - DOUBLE WALL

WALL TYPE	STUD SIZE	STUD TYPE	STUD SPACING	STUD GAUGE	OVERALL WALL THK	DETAIL	REMARKS
EE6X2	6"	C STUD	16" O.C.			3 / A-500	INT. STUD SIZE VARIES
EE8X2	8"	C STUD	16" O.C.			3 / A-500	INT. STUD SIZE VARIES
EE10X2	10"	C STUD	16" O.C.			3 / A-500	INT. STUD SIZE VARIES

EXTERIOR WALL - DOUBLE WALL NON-ENVELOPE

WALL TYPE	STUD SIZE	STUD TYPE	STUD SPACING	STUD GAUGE	OVERALL WALL THK	DETAIL	REMARKS
E6X2	6"	C STUD	16" O.C.			4 / A-500	INT. STUD SIZE VARIES
E8X2	8"	C STUD	16" O.C.			4 / A-500	INT. STUD SIZE VARIES
E10X2	10"	C STUD	16" O.C.			4 / A-500	INT. STUD SIZE VARIES

WALL TYPE SCHEDULE

TYP EIFS GRADE LEVEL TERM. 6" = 1'-0" **10**

TYP.EXTERIOR WALL NON-ENVELOPE 3" = 1'-0" **6**

TYPICAL EXTERIOR WALL ASSEMBLY 3" = 1'-0" **2**

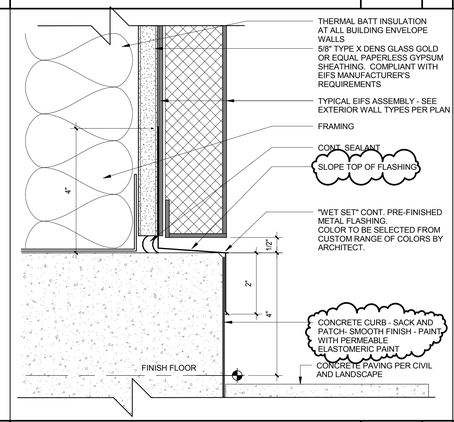

EIFS GRADE LEVEL TERM. AT MAIN ENTRY 6" = 1'-0" **9**

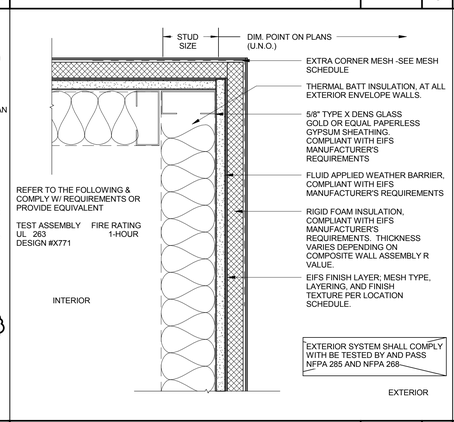

TYPICAL EIFS ASSEMBLY-CORNER 3" = 1'-0" **5**

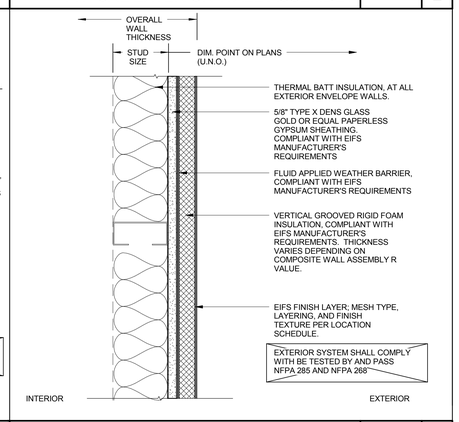

TYPICAL EIFS ASSEMBLY 3" = 1'-0" **1**

CALIFORNIA BAPTIST UNIVERSITY

EVENTS CENTER

8431 DIANA AVENUE, RIVERSIDE, CA

cbu

-

LICENSED ARCHITECT ROBERT M. SIMONS No. C-18301 Jan. 31, 2017 STATE OF CALIFORNIA

REVISIONS:

	DESCRIPTION	DATE
13	ASI 34	7-26-16

DATE ISSUED: 01/22/2016

SVA PROJECT NO: 2014-40129

SCALE: As indicated

SHEET NUMBER: A500

SHEET TITLE:

EXTERIOR WALL TYPES

HOK SVA ARCHITECTS

3 MACARTHUR PLACE, SUITE 850 SANTA ANA, CA 92707

T 949.809.3380 WWW.SVA-ARCHITECTS.COM

THIS DOCUMENT CONTAINS INFORMATION PROPRIETARY TO SVA ARCHITECTS INC. AND IS FURNISHED IN CONFIDENCE FOR THE LIMITED PURPOSE OF REVIEW. ANY REPRODUCTION OF THIS DOCUMENT OR PORTIONS THEREOF MAY NOT BE USED FOR ANY OTHER PURPOSE AND MAY NOT BE REPRODUCED OR DISCLOSED TO OTHERS WITHOUT THE PRIOR WRITTEN CONSENT OF SVA ARCHITECTS INC. ALL RIGHTS RESERVED. © COPYRIGHT 2015.

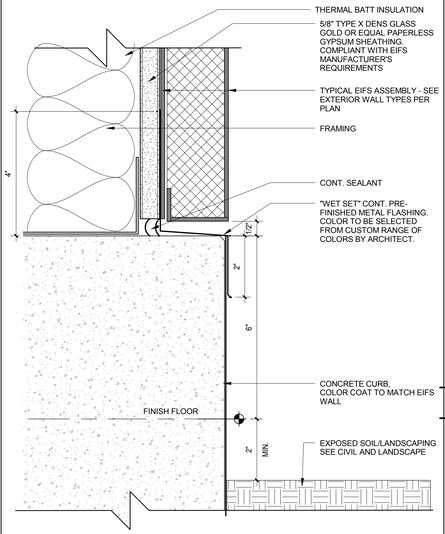

EIFS GRADE LEVEL TERM. AT SOIL | 6" = 1'-0" | 11

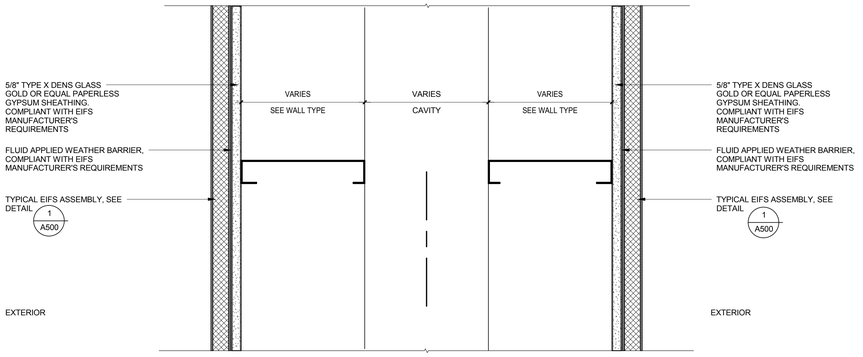

EXTERIOR NON-ENVELOPE DOUBLE WALL | 3" = 1'-0" | 4

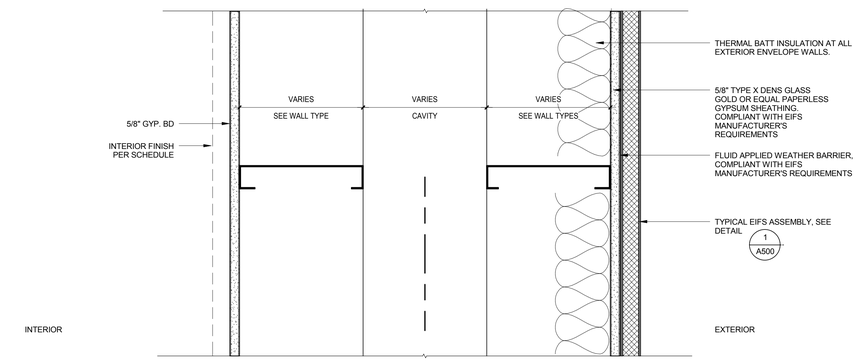

EXTERIOR ENVELOPE DOUBLE WALL | 3" = 1'-0" | 3

EXTERIOR WALL - THERMAL ENVELOPE

WALL TYPE	STUD SIZE	STUD TYPE	STUD SPACING	STUD GAUGE	OVERALL WALL THK	DETAIL	REMARKS
EE4	4"	C STUD	16" O.C.			2 / A-500	
EE6	6"	C STUD	16" O.C.			2 / A-500	
EE8	8"	C STUD	16" O.C.			2 / A-500	
EE10	10"	C STUD	16" O.C.			2 / A-500	

EE 4,6 8, OR 10 = 1 HR FIRE RATED EXTERIOR WALL

EXTERIOR WALL - THERMAL ENVELOPE - DOUBLE WALL

WALL TYPE	STUD SIZE	STUD TYPE	STUD SPACING	STUD GAUGE	OVERALL WALL THK	DETAIL	REMARKS
EE6X2	6"	C STUD	16" O.C.			3 / A-500	INT. STUD SIZE VARIES
EE8X2	8"	C STUD	16" O.C.			3 / A-500	INT. STUD SIZE VARIES
EE10X2	10"	C STUD	16" O.C.			3 / A-500	INT. STUD SIZE VARIES

EXTERIOR WALL - DOUBLE WALL NON-ENVELOPE

WALL TYPE	STUD SIZE	STUD TYPE	STUD SPACING	STUD GAUGE	OVERALL WALL THK	DETAIL	REMARKS
E6X2	6"	C STUD	16" O.C.			4 / A-500	INT. STUD SIZE VARIES
E8X2	8"	C STUD	16" O.C.			4 / A-500	INT. STUD SIZE VARIES
E10X2	10"	C STUD	16" O.C.			4 / A-500	INT. STUD SIZE VARIES

WALL TYPE SCHEDULE

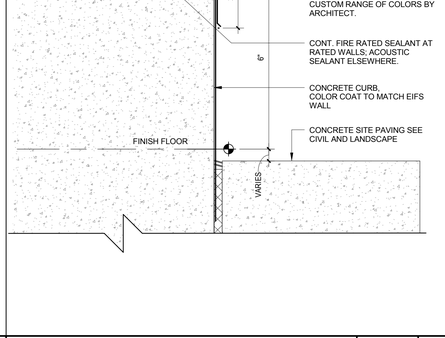

TYP EIFS GRADE LEVEL TERM. | 6" = 1'-0" | 10

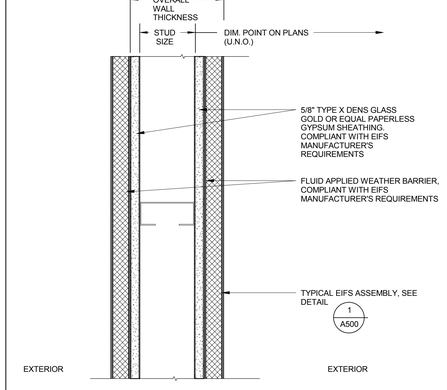

TYP.EXTERIOR WALL NON-ENVELOPE | 3" = 1'-0" | 6

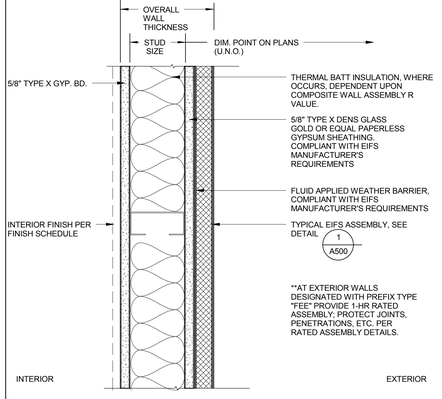

TYPICAL EXTERIOR WALL ASSEMBLY | 3" = 1'-0" | 2

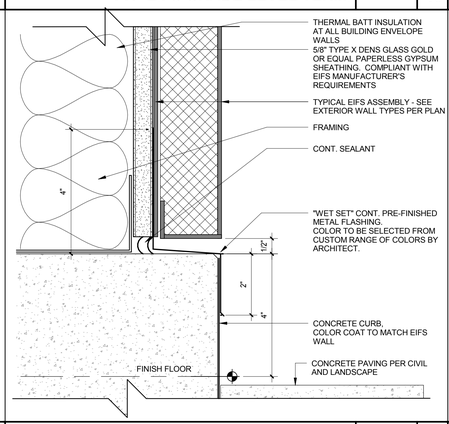

EIFS GRADE LEVEL TERM. AT MAIN ENTRY | 6" = 1'-0" | 9

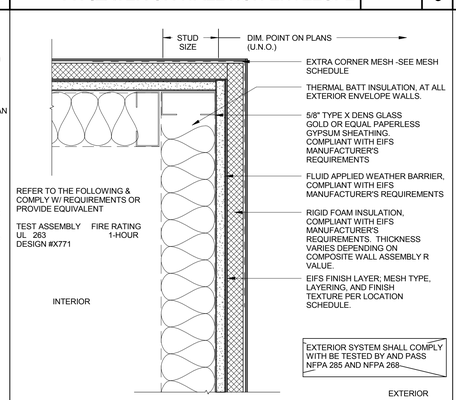

TYPICAL EIFS ASSEMBLY-CORNER | 3" = 1'-0" | 5

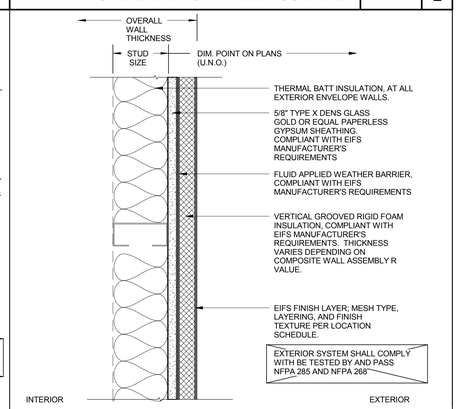

TYPICAL EIFS ASSEMBLY | 3" = 1'-0" | 1

CALIFORNIA BAPTIST UNIVERSITY

EVENTS CENTER

8431 DIANA AVENUE, RIVERSIDE, CA

ISSUE FOR CONSTRUCTION 01-22-2016

LICENSED ARCHITECT ROBERT M. SIMONDS No. C-18501 Jan. 31, 2017 STATE OF CALIFORNIA

REVISIONS:

	DESCRIPTION	DATE
1		
2		
3		
4		
5		
6		
7		
8		
9		
10		

DATE ISSUED: 01/22/2016

SVA PROJECT NO: 2014-40129

SCALE: As indicated

SHEET NUMBER: A500

SHEET TITLE:

EXTERIOR WALL TYPES

ARCHITECTS

3 MACARTHUR PLACE, SUITE 850 SANTA ANA, CA 92707

T 949.809.3380 WWW.SVA-ARCHITECTS.COM

THIS DOCUMENT CONTAINS INFORMATION PROPRIETARY TO SVA ARCHITECTS INC. AND IS FURNISHED IN CONFIDENCE FOR THE LIMITED PURPOSE OF EVALUATION, BIDDING OR REVIEW. THIS DOCUMENT OR ITS CONTENTS MAY NOT BE USED FOR ANY OTHER PURPOSE AND MAY NOT BE REPRODUCED OR DISCLOSED TO OTHERS WITHOUT THE PRIOR WRITTEN CONSENT OF SVA ARCHITECTS INC. ALL RIGHTS RESERVED. © COPYRIGHT 2015.

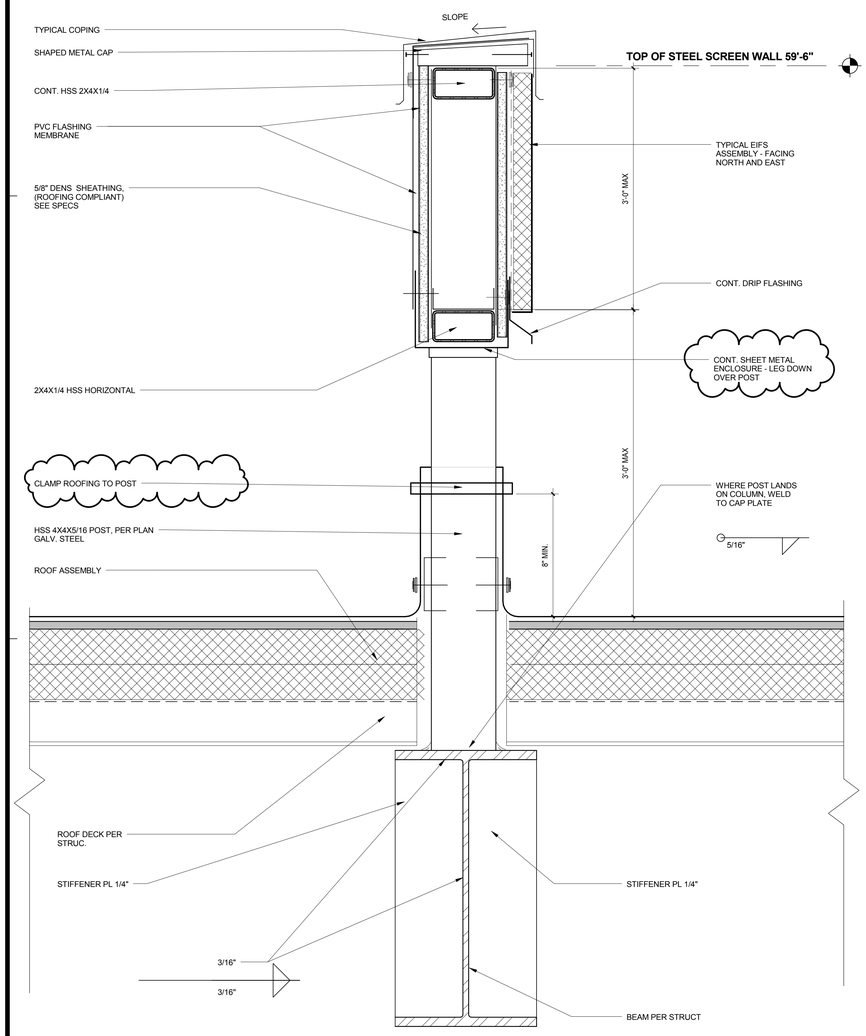

SCREEN-WALL @ROOF | 3" = 1'-0" | 8

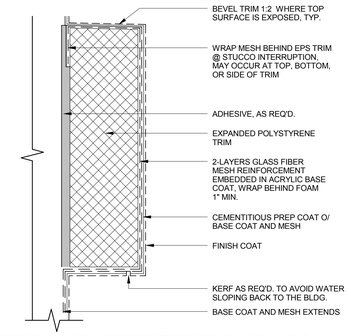

NOTES:
1. EPS TRIM PROFILE VARIES. ADD SLOPE TO EXPOSED TOP SURFACES AS SHOWN ABOVE.
2. EPS TRIM SHALL BE APPLIED OVER STUCCO BROWN COAT AS SHOWN HERE.
3. REFER TO BLG. ELEVATIONS AND DETAILS FOR SHAPES OF TRIM.

TYP.FOAM TRIM INSTALLATION | 6" = 1'-0" | 3

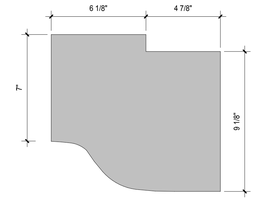

SHAPE D

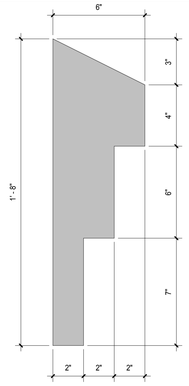

SHAPE B

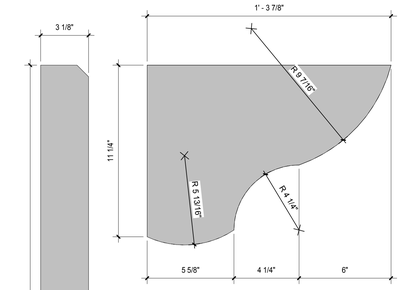

CORNICE @TOWER
SHAPE F

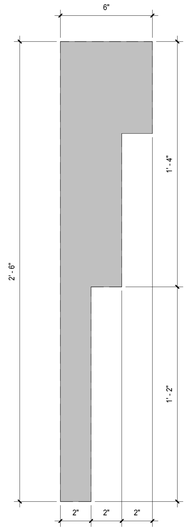

SHAPE C
@TOWER & EAST ELEV.

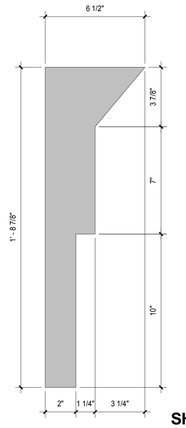

SHAPE A

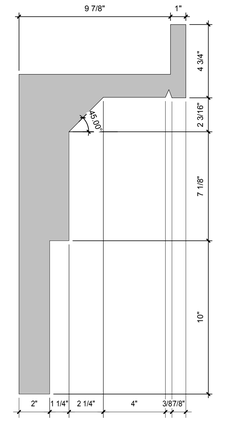

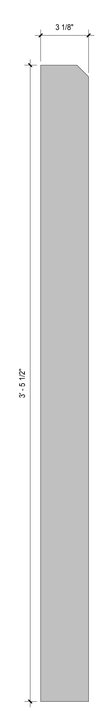

WAINSCOT
SHAPE E

FOAM TRIM SHAPES | 3" = 1'-0" | 1

CALIFORNIA BAPTIST UNIVERSITY
EVENTS CENTER
8431 DIANA AVENUE, RIVERSIDE, CA

cbu

-

LICENSED ARCHITECT
ROBERT M. SIMONS
No. C-18301
Jan. 31, 2017
STATE OF CALIFORNIA

REVISIONS:

	DESCRIPTION	DATE
13	ASI 34	7-26-16

DATE ISSUED: 01/22/2016
SVA PROJECT NO: 2014-40129
SCALE: As indicated
SHEET NUMBER: A501
SHEET TITLE:

EXTERIOR WALL DETAILS

ARCHITECTS
3 MACARTHUR PLACE, SUITE 850 SANTA ANA, CA 92707
T 949.809.3380 WWW.SVA-ARCHITECTS.COM

THIS DOCUMENT CONTAINS INFORMATION PROPRIETARY TO SVA ARCHITECTS INC., AND IS FURNISHED IN CONFIDENCE FOR THE LIMITED PURPOSE OF REVIEW BY THE RECIPIENT. REPRODUCTION OF THESE DRAWINGS IN WHOLE OR IN PART, OR USE FOR ANY OTHER PURPOSE AND MAY NOT BE REVEALED OR DISCLOSED TO OTHERS WITHOUT THE PRIOR WRITTEN CONSENT OF SVA ARCHITECTS INC. ALL RIGHTS RESERVED, © COPYRIGHT 2015.

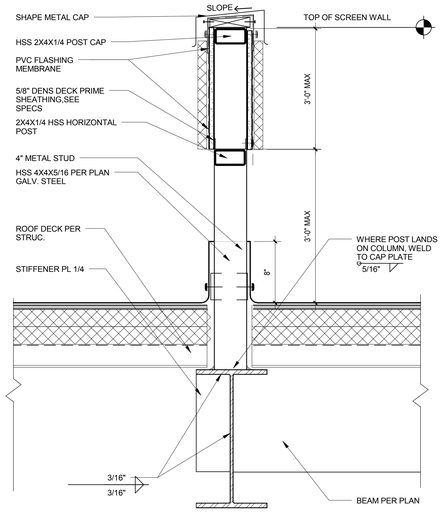

SCREEN-WALL @ROOF

1 1/2" = 1'-0"

8

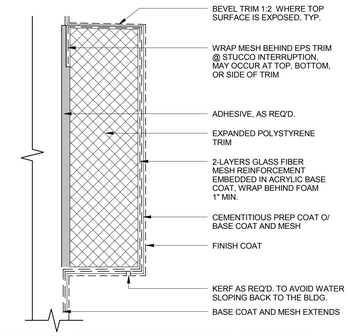

NOTES:
1. EPS TRIM PROFILE VARIES. ADD SLOPE TO EXPOSED TOP SURFACES AS SHOWN ABOVE.
2. EPS TRIM SHALL BE APPLIED OVER STUCCO BROWN COAT AS SHOWN HERE.
3. REFER TO BLG. ELEVATIONS AND DETAILS FOR SHAPES OF TRIM.

TYP.FOAM TRIM INSTALLATION

6" = 1'-0"

3

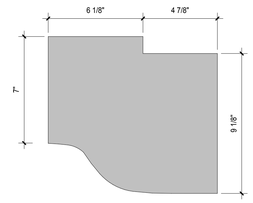

SHAPE D

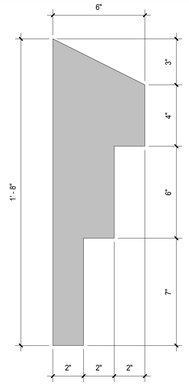

SHAPE B

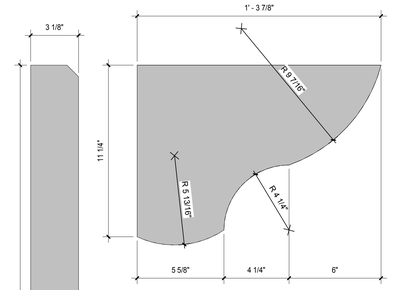

CORNICE @TOWER
SHAPE F

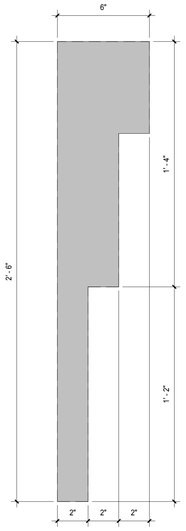

SHAPE C
@TOWER & EAST ELEV.

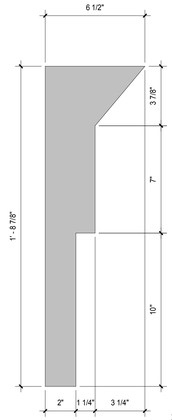

SHAPE A

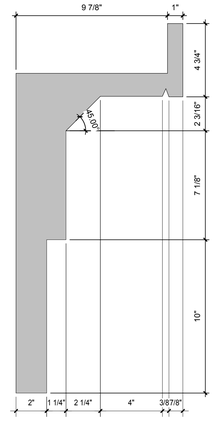

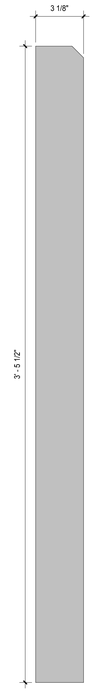

WAINSCOT
SHAPE E

FOAM TRIM SHAPES

3" = 1'-0"

1

CALIFORNIA BAPTIST UNIVERSITY
EVENTS CENTER
8431 DIANA AVENUE, RIVERSIDE, CA

ISSUE FOR CONSTRUCTION
01-22-2016

LICENSED ARCHITECT
ROBERT M. SIMONS
No. C-18301
Jan. 31, 2017
STATE OF CALIFORNIA

REVISIONS:

	DESCRIPTION	DATE

DATE ISSUED: 01/22/2016
SVA PROJECT NO: 2014-40129
SCALE: As indicated
SHEET NUMBER: A501
SHEET TITLE:

EXTERIOR WALL DETAILS

SVA ARCHITECTS
3 MACARTHUR PLACE, SUITE 850 SANTA ANA, CA 92707
T 949.809.3380 WWW.SVA-ARCHITECTS.COM

THIS DOCUMENT CONTAINS INFORMATION PROPRIETARY TO SVA ARCHITECTS INC. AND IS FURNISHED IN CONFIDENCE FOR THE LIMITED PURPOSE OF EVALUATION, BIDDING OR REVIEW. THIS DOCUMENT OR ITS CONTENTS MAY NOT BE USED FOR ANY OTHER PURPOSE AND MAY NOT BE REPRODUCED OR DISCLOSED TO OTHERS WITHOUT THE PRIOR WRITTEN CONSENT OF SVA ARCHITECTS INC. ALL RIGHTS RESERVED. © COPYRIGHT 2015.

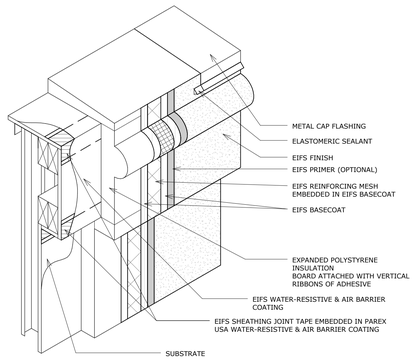

EIFS-TERMINATION AT CORNICE(ISO) 1 1/2" = 1'-0" **16**

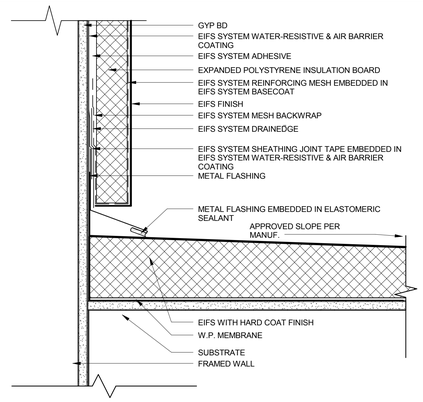

EIFS - TRANSITION TO SILL CAP 3" = 1'-0" **12**

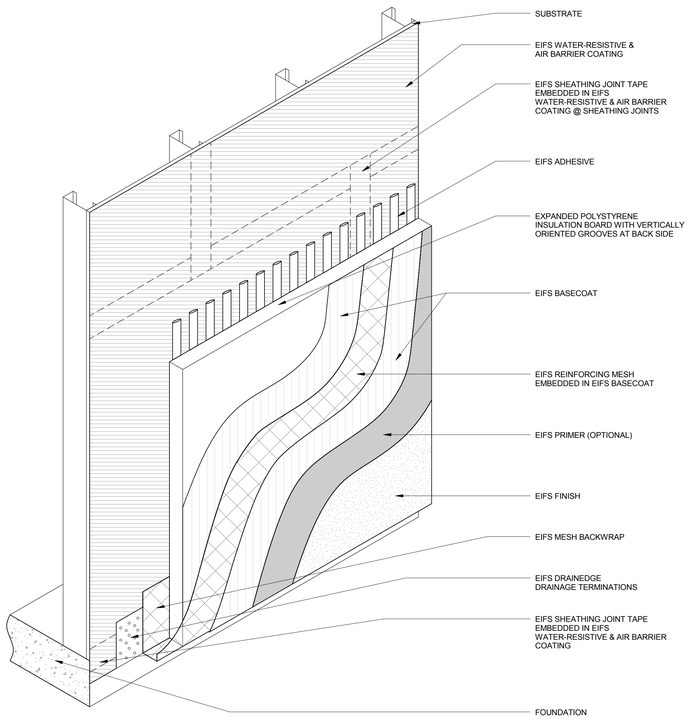

TYP EIFS ASSEMBLY ISO 1 1/2" = 1'-0" **11**

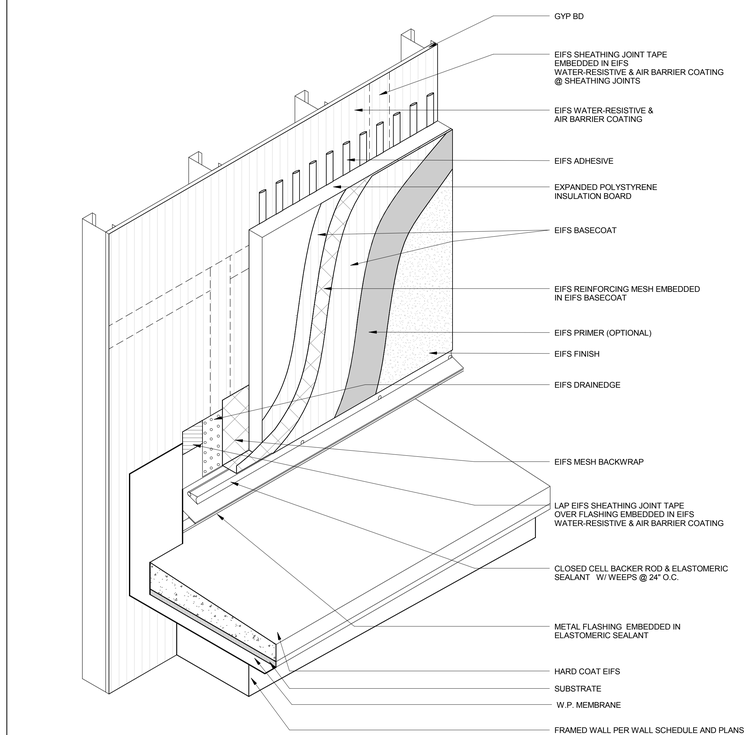

EIFS- TRANSITION (ISO) 1 1/2" = 1'-0" **6**

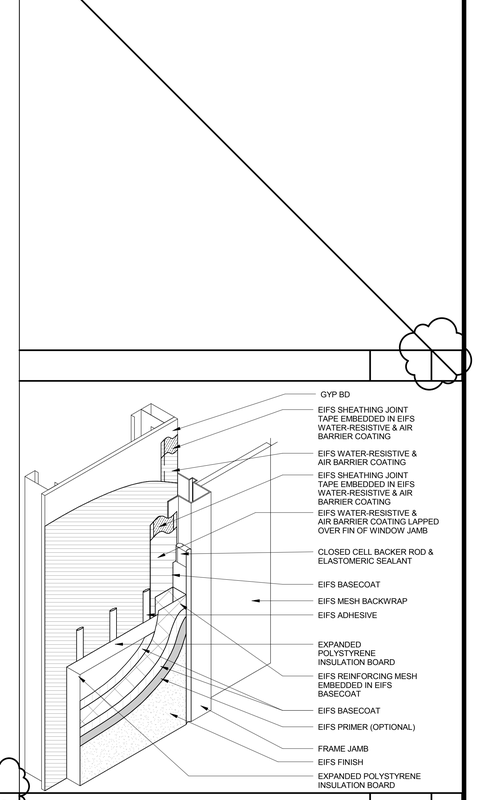

EIFS-TERMINATION @ FINNED DOOR JAMB 1 1/2" = 1'-0" **2**

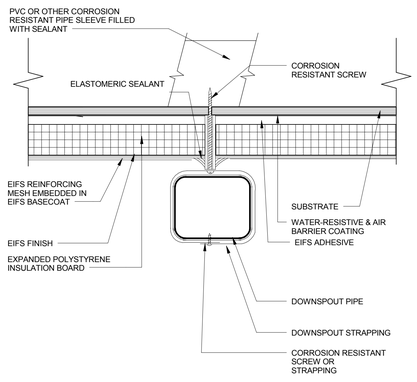

EIFS-DOWNSPOUT ATTACHMENT 3" = 1'-0" **17**

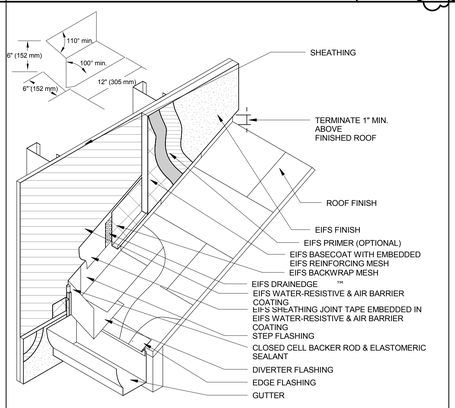

EIFS-INTERSECTION OF ROOF CORNICE 1 1/2" = 1'-0" **13**

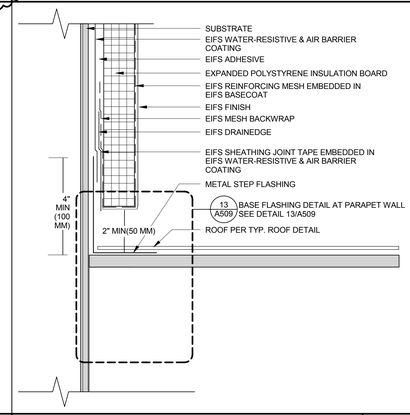

EIFS- TERMINATION AT ROOF 3" = 1'-0" **9**

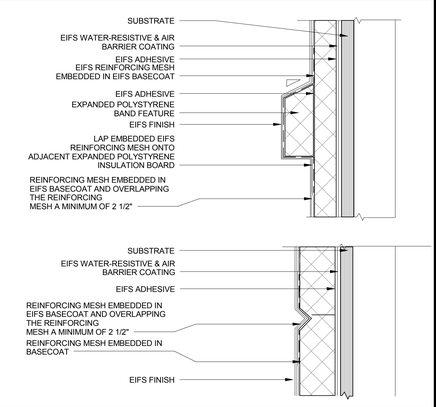

EIFS- AESTHETIC BAND AND REVEAL 6" = 1'-0" **1**

CALIFORNIA BAPTIST UNIVERSITY

EVENTS CENTER

8431 DIANA AVENUE, RIVERSIDE, CA

cbu

-

LICENSED ARCHITECT ROBERT M. SIMONS No. C-18301 Jan. 31, 2017 STATE OF CALIFORNIA

REVISIONS:

	DESCRIPTION	DATE
13	ASI 34	7-26-16

DATE ISSUED: 01/22/2016

SVA PROJECT NO: 2014-40129

SCALE: As indicated

SHEET NUMBER: A502

SHEET TITLE:

EIFS DETAILS

ohk SVA ARCHITECTS

3 MACARTHUR PLACE, SUITE 850 SANTA ANA, CA 92707

T 949.809.3380 WWW.SVA-ARCHITECTS.COM

THIS DOCUMENT CONTAINS INFORMATION PROPRIETARY TO SVA ARCHITECTS INC., AND IS FURNISHED IN CONFIDENCE FOR THE LIMITED PURPOSE OF REVIEW BY THE RECIPIENT. NO PART OF THIS DOCUMENT MAY BE USED FOR ANY OTHER PURPOSE AND MAY NOT BE REPRODUCED OR DISCLOSED TO OTHERS WITHOUT THE PRIOR WRITTEN CONSENT OF SVA ARCHITECTS INC. ALL RIGHTS RESERVED, © COPYRIGHT 2015.

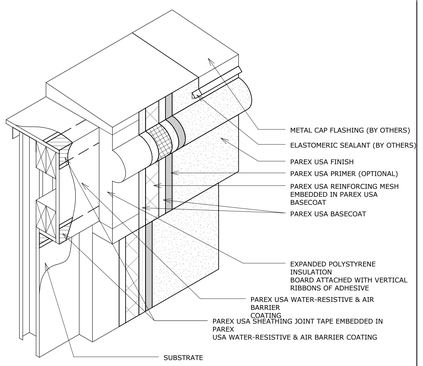

EIFS-TERMINATION AT CORNICE(ISO) 1 1/2" = 1'-0" **16**

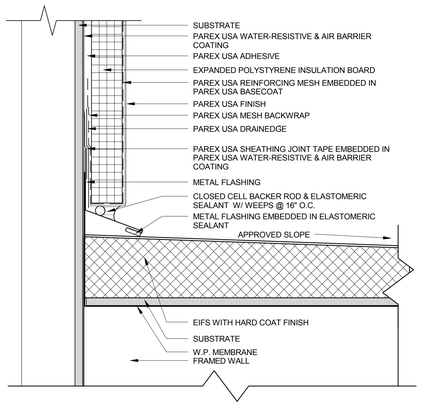

EIFS - TRANSITION TO SILL CAP 3" = 1'-0" **12**

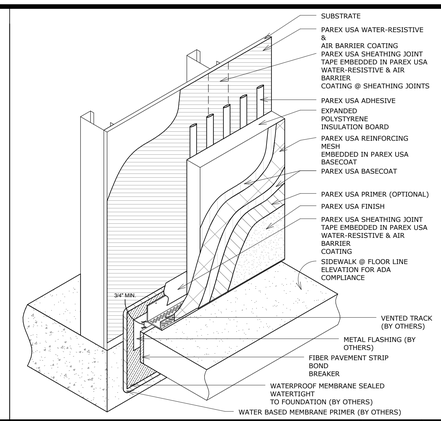

EIFS- TERMINATION AT ADA SIDEWALK 1 1/2" = 1'-0" **8**

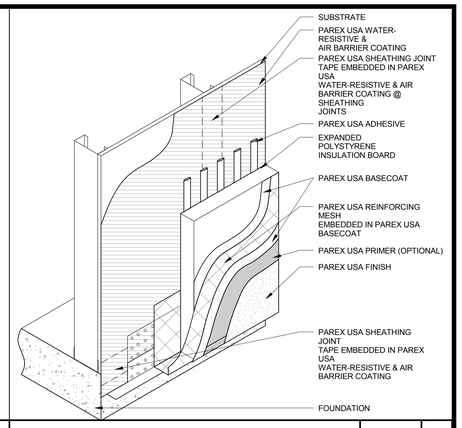

EIFS TERMINATION@ FOUNDATION 1 1/2" = 1'-0" **4**

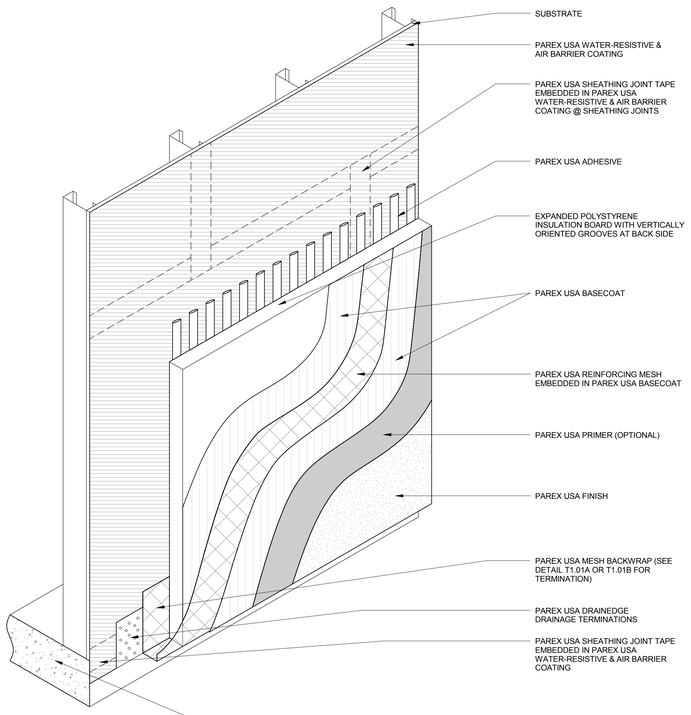

(EIFS-STANDARD WM FRAMED WALL 1 1/2" = 1'-0" **11**

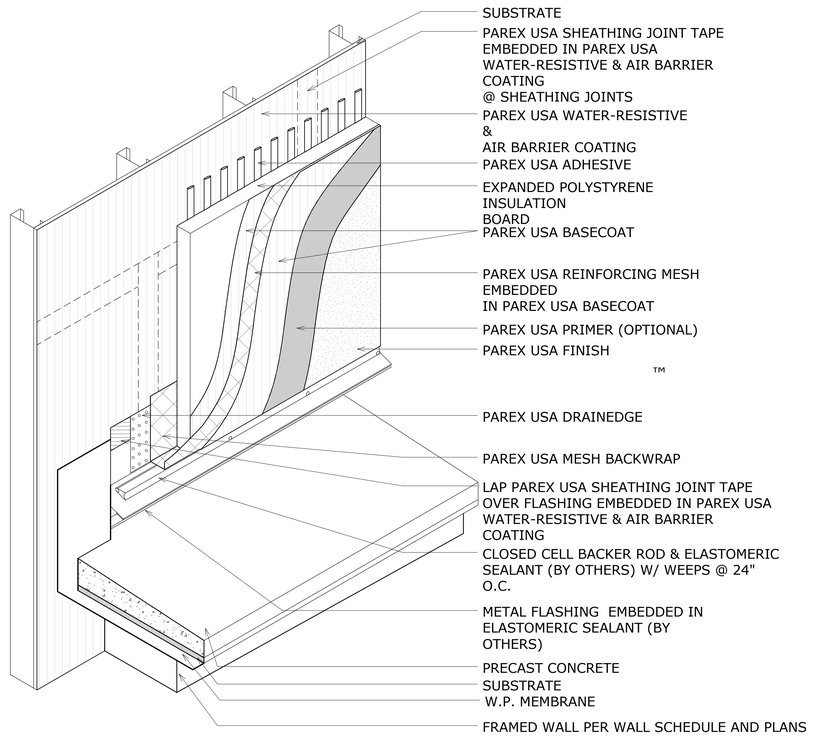

EIFS- TRANSITION (ISO) 1 1/2" = 1'-0" **6**

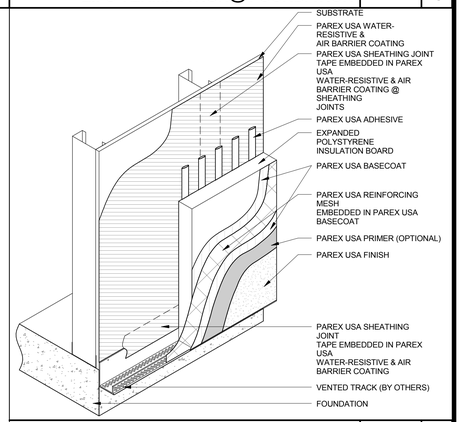

EIFS TERMINATION@FOUNDATION W/TRACK 1 1/2" = 1'-0" **3**

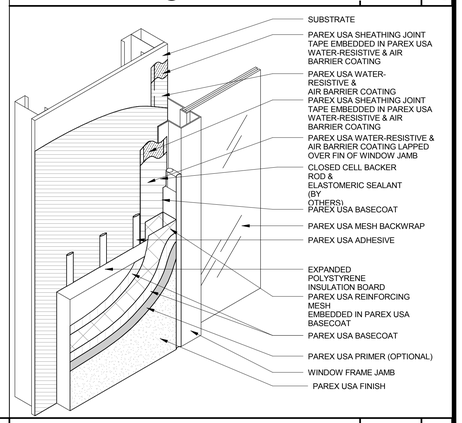

EIFS-TERMINATION @ FINNED WIN. JAMB 1 1/2" = 1'-0" **2**

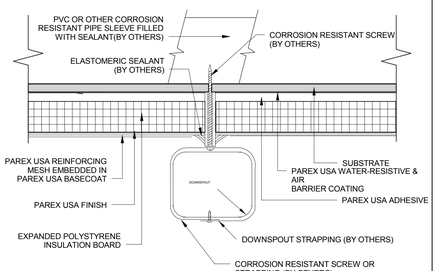

EIFS-DOWNSPOUT ATTACHMENT 3" = 1'-0" **17**

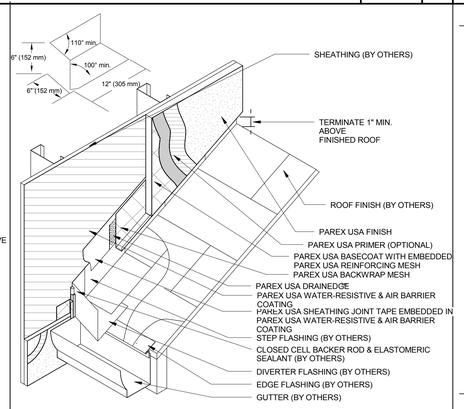

EIFS-INTERSECTION OF ROOF CORNICE 1 1/2" = 1'-0" **13**

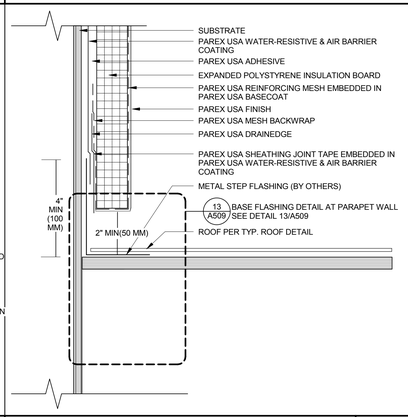

EIFS- TERMINATION AT ROOF 3" = 1'-0" **9**

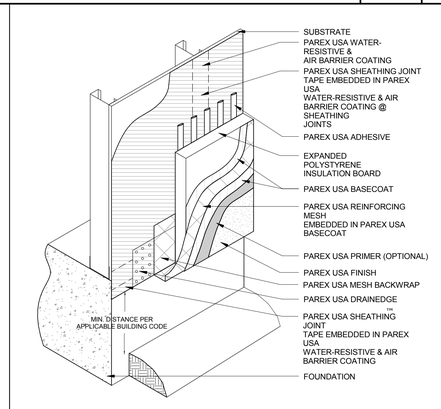

EIFS-TERMINATION AT GRADE 1 1/2" = 1'-0" **5**

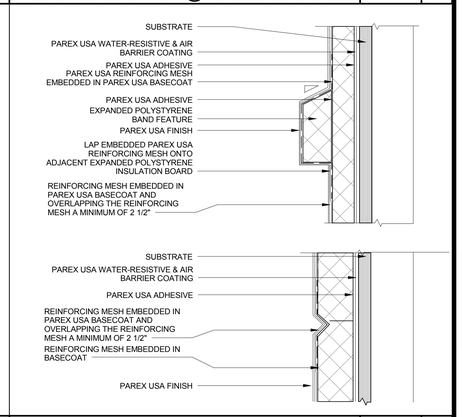

EIFS- AESTHETIC BAND AND REVEAL 6" = 1'-0" **1**

CALIFORNIA BAPTIST UNIVERSITY

EVENTS CENTER

8431 DIANA AVENUE, RIVERSIDE, CA

ISSUE FOR CONSTRUCTION 01-22-2016

LICENSED ARCHITECT ROBERT M. SIMONS No. C-18301 Jan. 31, 2017 STATE OF CALIFORNIA

REVISIONS:

	DESCRIPTION	DATE

DATE ISSUED: 01/22/2016

SVA PROJECT NO: 2014-40129

SCALE: As indicated

SHEET NUMBER: A502

SHEET TITLE:

EIFS DETAILS

3 MACARTHUR PLACE, SUITE 850 SANTA ANA, CA 92707
T 949.809.3380 WWW.SVA-ARCHITECTS.COM

THIS DOCUMENT CONTAINS INFORMATION PROPRIETARY TO SVA ARCHITECTS INC. AND IS FURNISHED IN CONFIDENCE FOR THE LIMITED PURPOSE OF REVIEW BY THE RECIPIENT. NO PART OF THIS DOCUMENT FOR ANY PURPOSE MAY BE USED FOR ANY OTHER PURPOSE AND MAY NOT BE REPRODUCED OR DISCLOSED TO OTHERS WITHOUT THE PRIOR WRITTEN CONSENT OF SVA ARCHITECTS INC. ALL RIGHTS RESERVED, © COPYRIGHT 2015.

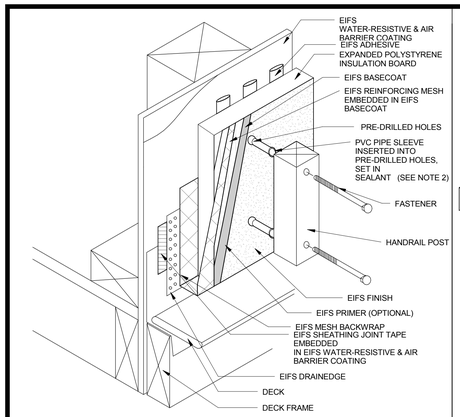

EIFS-HANDRAIL ATTACHMENT | 3" = 1'-0" | 20

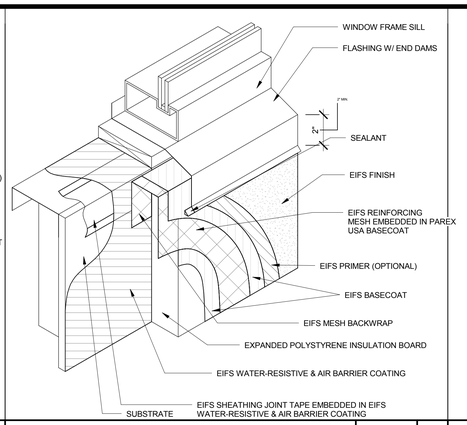

TERMINATION AT FLASHED WINDOW SILL | 3" = 1'-0" | 16

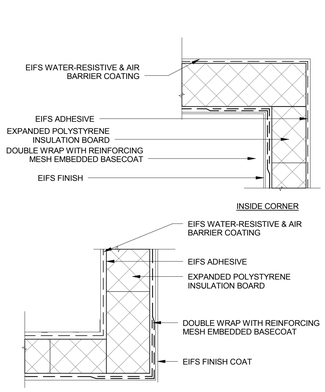

EIFS-INSIDE & OUTSIDE CORNERS | 3" = 1'-0" | 12

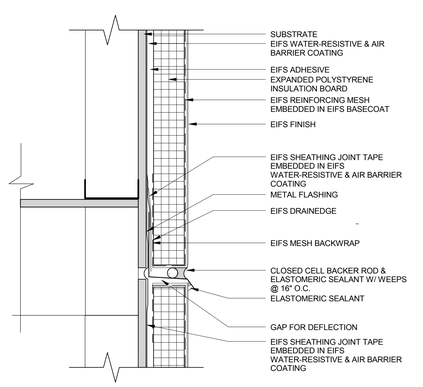

EIFS-EXPANSION JOINT W FLASHING(2D) | 3" = 1'-0" | 8

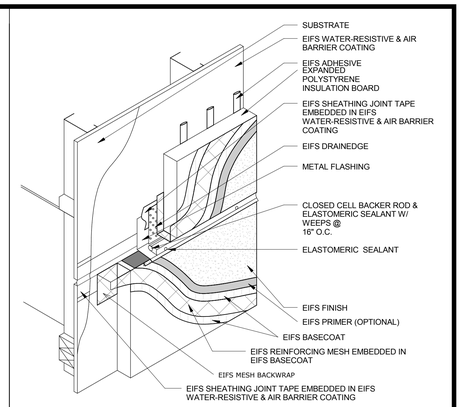

EIFS-EXPANSION JOINT W FLASHING(ISO) | 1 1/2" = 1'-0" | 4

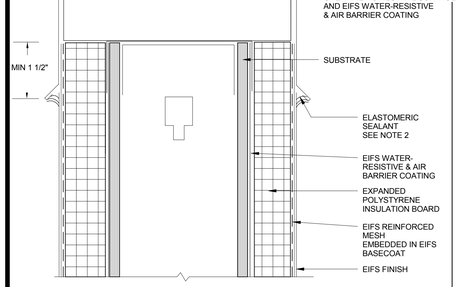

EIFS-PARAPET TERM. AT CAP FLASHING | 3" = 1'-0" | 18

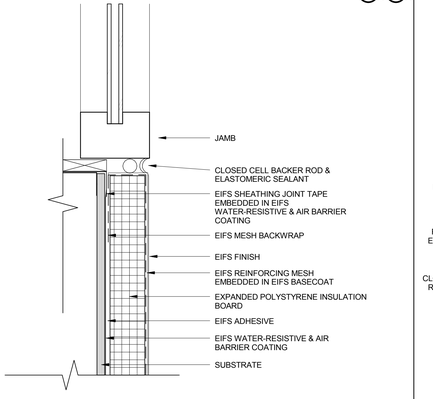

EIFS- TERMINATION AT WINDOW JAMB | 3" = 1'-0" | 14

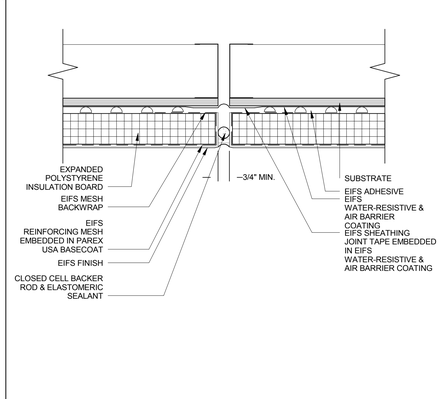

EIFS-VERTICAL EXPANSION JOINT | 3" = 1'-0" | 10

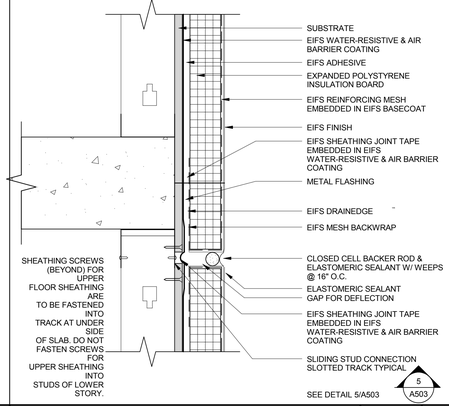

FLOOR LINE DEFLECTION SLIP JOINT(2D) | 3" = 1'-0" | 6



EIFS- TERMINATION AT WINDOW HEAD | 3" = 1'-0" | 13

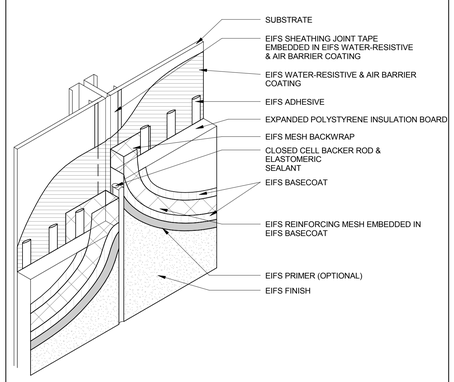

EIFS-VERTICAL EXPANSION JOINT(ISO) | 1 1/2" = 1'-0" | 9

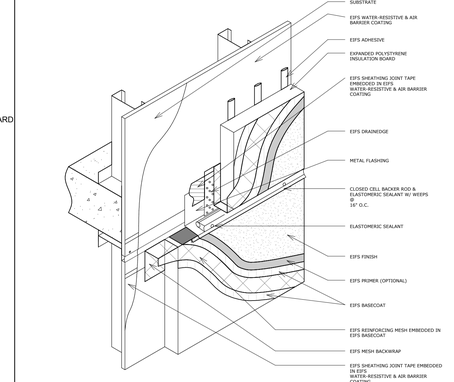

FLOOR LINE DEFLECTION SLIP JOINT(ISO) | 1 1/2" = 1'-0" | 5

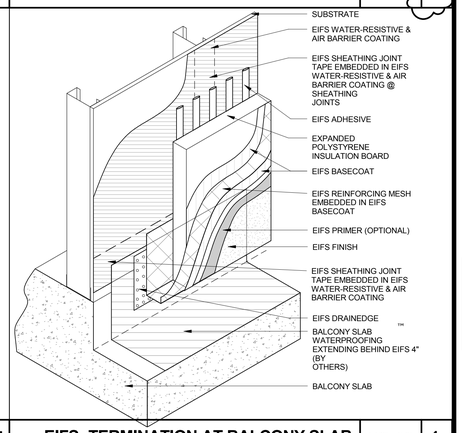

EIFS- TERMINATION AT BALCONY SLAB | 1 1/2" = 1'-0" | 1

CALIFORNIA BAPTIST UNIVERSITY

EVENTS CENTER

8431 DIANA AVENUE, RIVERSIDE, CA

cbu

-

LICENSED ARCHITECT
ROBERT M. SIMONS
No. C-18301
Jan. 31, 2017
STATE OF CALIFORNIA

REVISIONS:

	DESCRIPTION	DATE
13	ASI 34	7-26-16

DATE ISSUED: 01/22/2016

SVA PROJECT NO: 2014-40129

SCALE: As indicated

SHEET NUMBER: A503

SHEET TITLE:

EIFS DETAILS

ARCHITECTS

3 MACARTHUR PLACE, SUITE 850 SANTA ANA, CA 92707

T 949.809.3380 WWW.SVA-ARCHITECTS.COM

THIS DOCUMENT CONTAINS INFORMATION PROPRIETARY TO SVA ARCHITECTS INC. AND IS FURNISHED IN CONFIDENCE FOR THE LIMITED PURPOSE OF EVALUATION, BIDDING OR REVIEW. THIS DOCUMENT OR ITS CONTENTS MAY NOT BE USED FOR ANY OTHER PURPOSE AND MAY NOT BE REPRODUCED OR DISCLOSED TO OTHERS WITHOUT THE PRIOR WRITTEN CONSENT OF SVA ARCHITECTS INC. ALL RIGHTS RESERVED. © COPYRIGHT 2015.

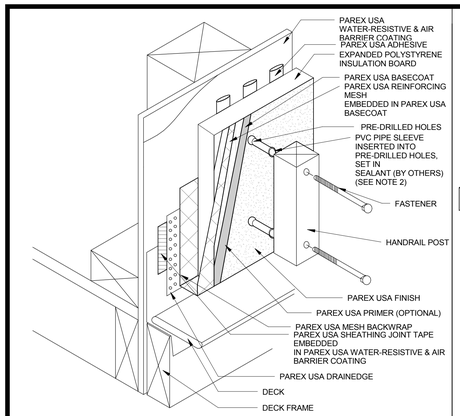

EIFS-HANDRAIL ATTACHMENT | 3" = 1'-0" | 20

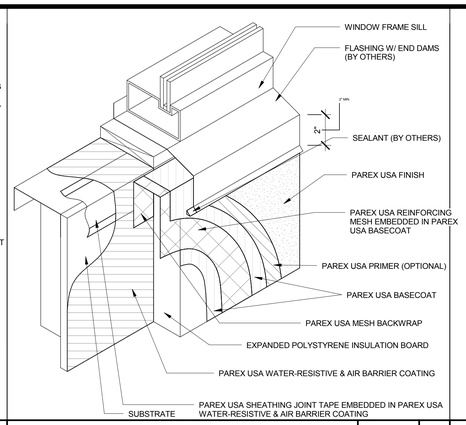

TERMINATION AT FLASHED WINDOW SILL | 3" = 1'-0" | 16

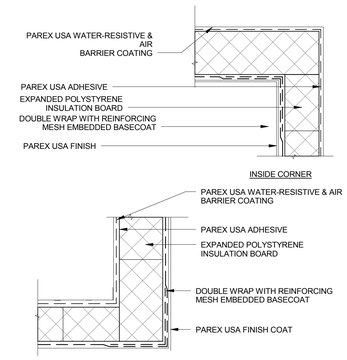

EIFS-INSIDE & OUTSIDE CORNERS | 3" = 1'-0" | 12

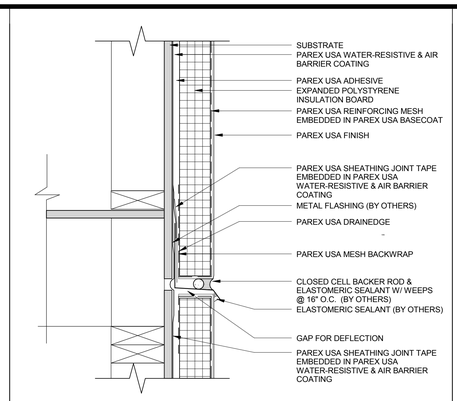

EIFS-EXPANSION JOINT W FLASHING(2D) | 3" = 1'-0" | 8

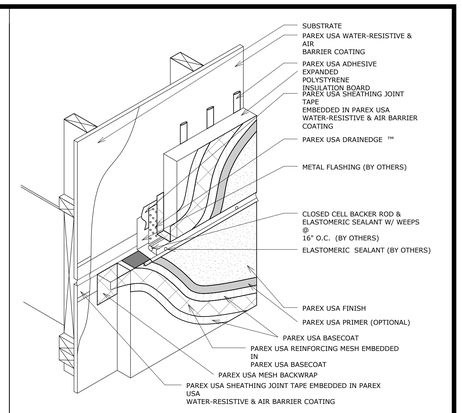

EIFS-EXPANSION JOINT W FLASHING(ISO) | 1 1/2" = 1'-0" | 4

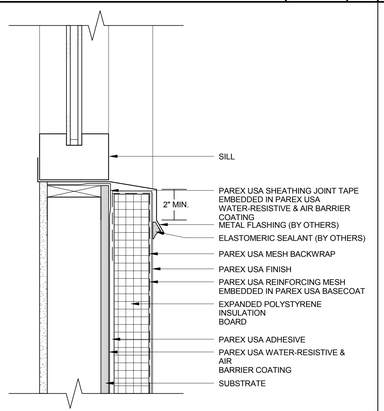

EIFS-TERMINATION@MTL.FLASHED WIN.SILL | 3" = 1'-0" | 15

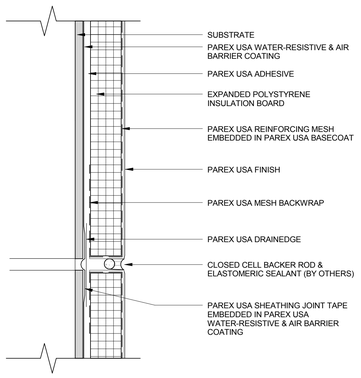

EIFS-HORIZONTAL EXPANSION JOINT | 3" = 1'-0" | 11

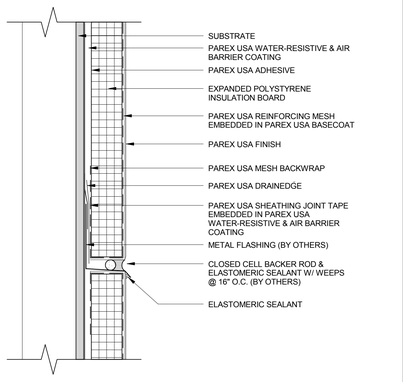

EIFS-THRU-SYSTEM FLASHING W/WEEPS | 3" = 1'-0" | 7

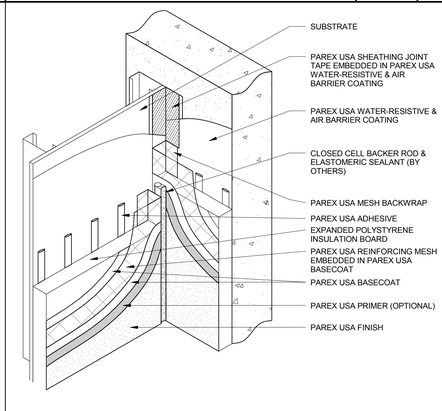

EXPAN. JOINT AT DISSIMILAR SUBSTRATE | 1 1/2" = 1'-0" | 3

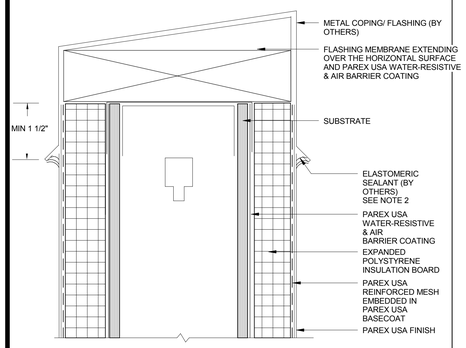

EIFS-PARAPET TERM. AT CAP FLASHING | 3" = 1'-0" | 18

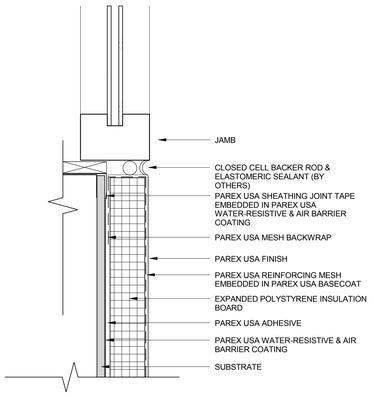

EIFS- TERMINATION AT WINDOW JAMB | 3" = 1'-0" | 14

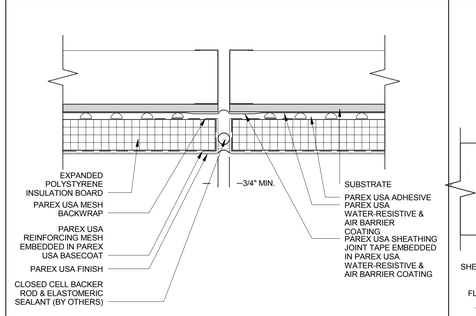

EIFS-VERTICAL EXPANSION JOINT | 3" = 1'-0" | 10

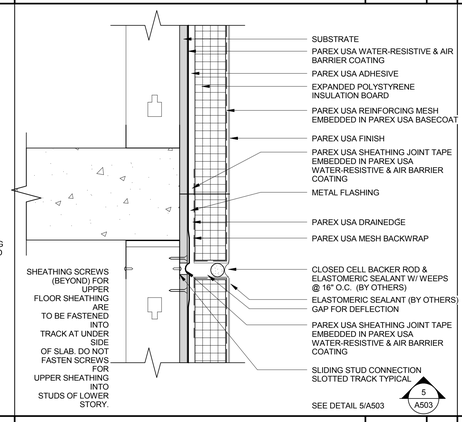

FLOOR LINE DEFLECTION SLIP JOINT(2D) | 3" = 1'-0" | 6

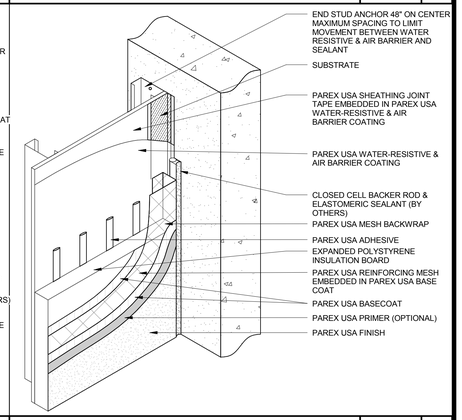

EIFS-INSIDE CORNER TERMINATION | 1 1/2" = 1'-0" | 2

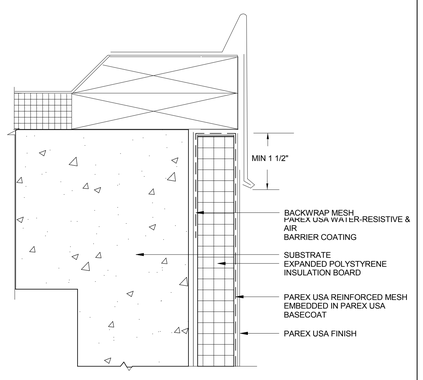

EIFS-TERMINATION AT MIN. EDGE | 3" = 1'-0" | 17

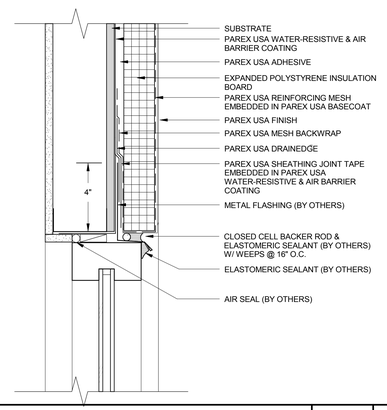

EIFS- TERMINATION AT WINDOW HEAD | 3" = 1'-0" | 13

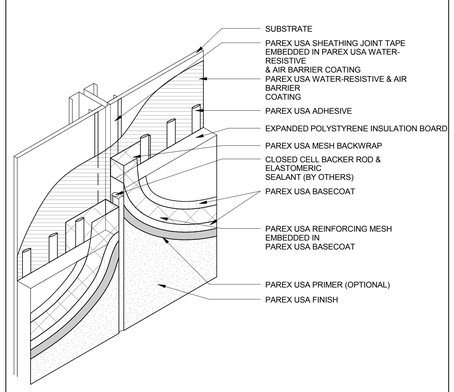

EIFS-VERTICAL EXPANSION JOINT(ISO) | 1 1/2" = 1'-0" | 9

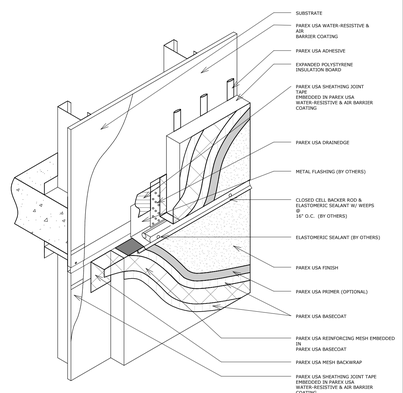

FLOOR LINE DEFLECTION SLIP JOINT(ISO) | 1 1/2" = 1'-0" | 5

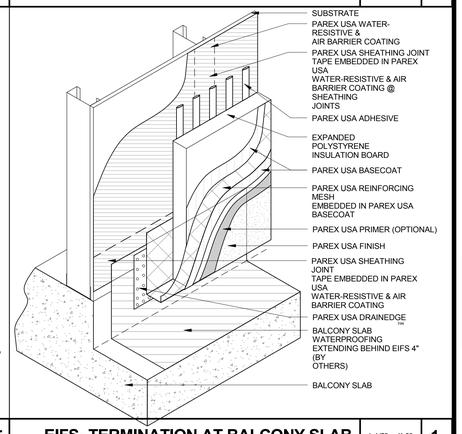

EIFS- TERMINATION AT BALCONY SLAB | 1 1/2" = 1'-0" | 1

CALIFORNIA BAPTIST UNIVERSITY
EVENTS CENTER
8431 DIANA AVENUE, RIVERSIDE, CA

cbu

ISSUE FOR CONSTRUCTION
01-22-2016

LICENSED ARCHITECT
ROBERT M. SIMONS
No. C-13501
Jan. 31, 2017
STATE OF CALIFORNIA

REVISIONS:

	DESCRIPTION	DATE

DATE ISSUED: 01/22/2016
SVA PROJECT NO: 2014-40129
SCALE: As indicated

SHEET NUMBER: A503
SHEET TITLE:

EIFS DETAILS

ohk SVA ARCHITECTS
3 MACARTHUR PLACE, SUITE 850 SANTA ANA, CA 92707
T 949.809.3380 WWW.SVA-ARCHITECTS.COM

THIS DOCUMENT CONTAINS INFORMATION PROPRIETARY TO SVA ARCHITECTS INC., AND IS FURNISHED IN CONFIDENCE FOR THE LIMITED PURPOSE OF EVALUATION, BIDDING OR REVIEW. THIS DOCUMENT OR ITS CONTENTS MAY NOT BE USED OR FURNISHED FOR ANY OTHER PURPOSE, NOR REPRODUCED OR DISCLOSED TO OTHERS WITHOUT THE PRIOR WRITTEN CONSENT OF SVA ARCHITECTS INC. ALL RIGHTS RESERVED, © COPYRIGHT 2015.

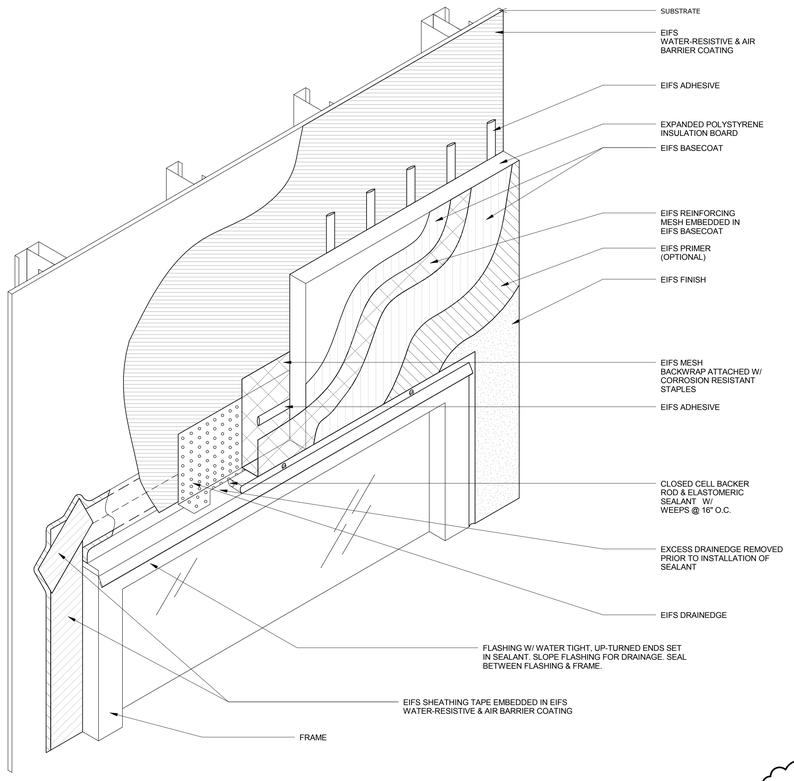

EIFS- HEAD ASSEMBLY (WINDOW, DOOR, LOUVER VENTS, ETC.) 1 1/2" = 1'-0" **20**

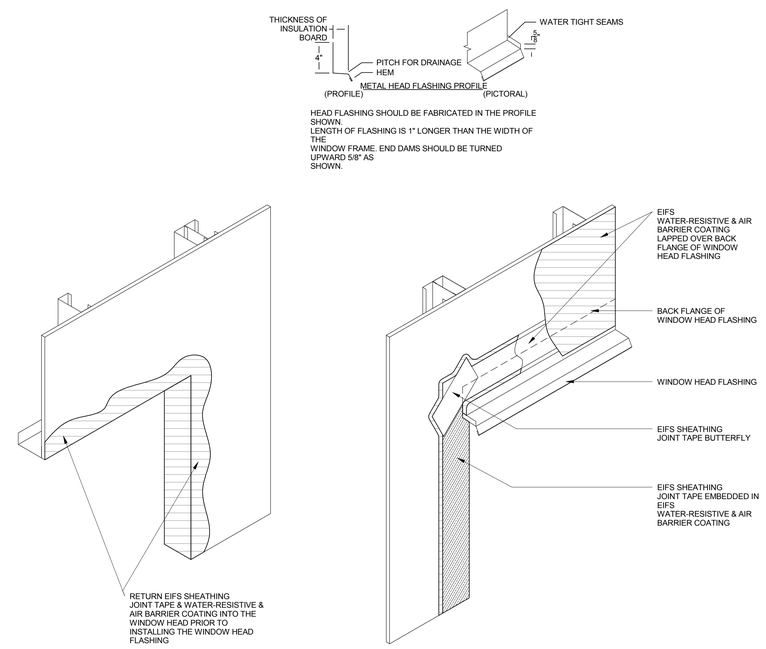

EIFS- ROUGH OPENING FLASHING 2 1 1/2" = 1'-0" **7**

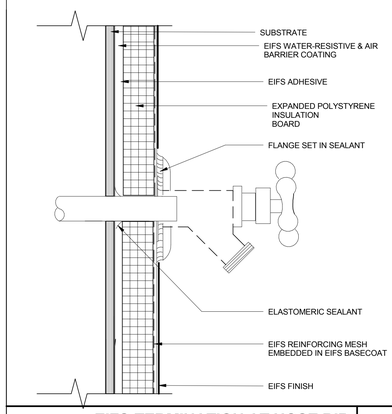

EIFS-TERMINATION AT HOSE BIB 3" = 1'-0" **4**

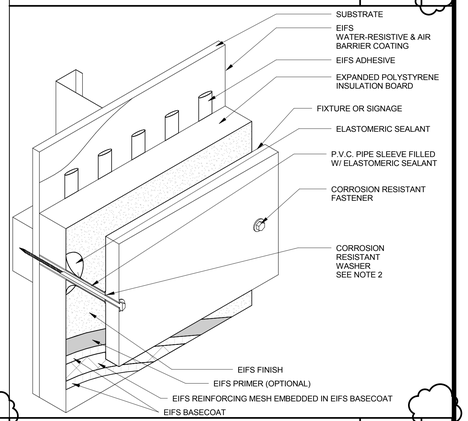

EIFS-FIXTURE ATTACHMENT 3" = 1'-0" **3**

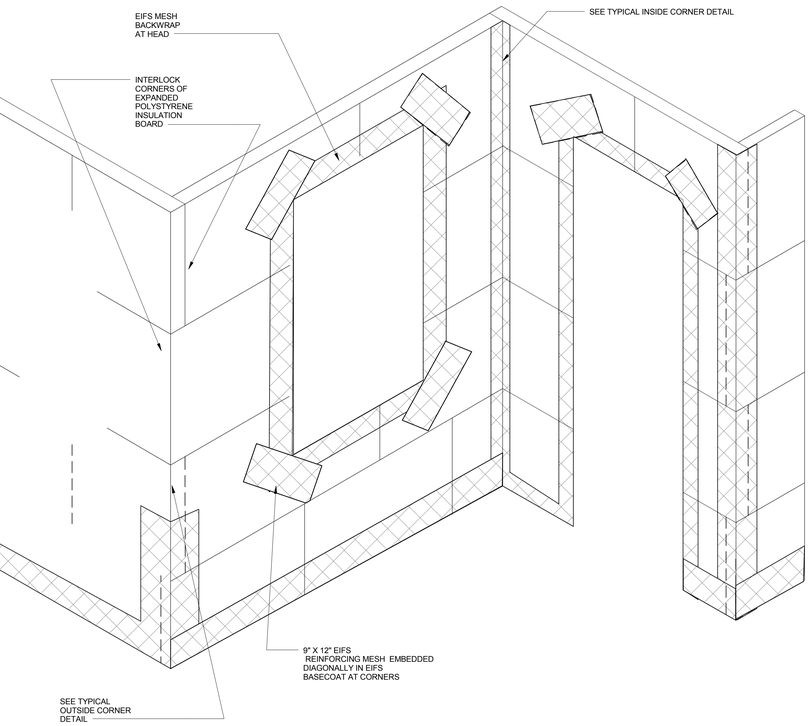

EIFS-PRELIMINARY MESH APPLICATION 1 1/2" = 1'-0" **13**

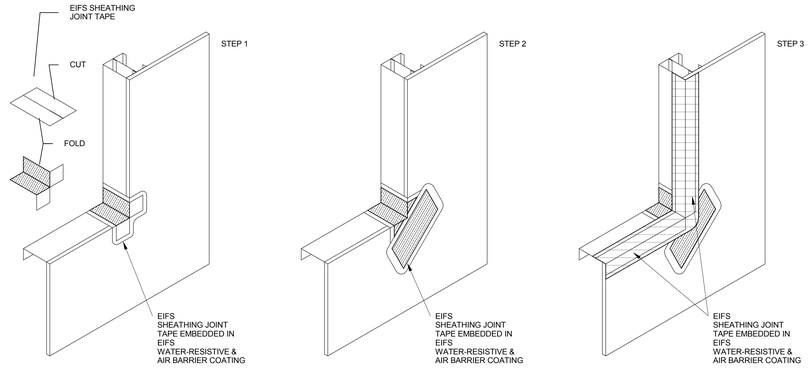

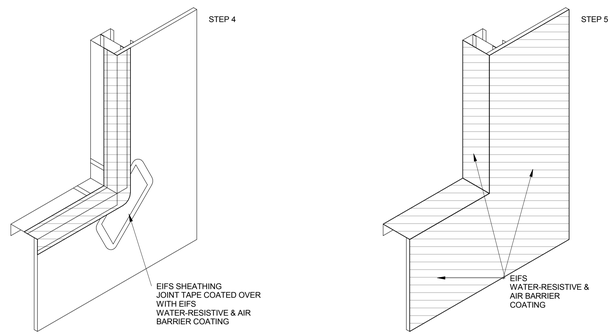

EIFS- ROUGH OPENING FLASHING 1 1 1/2" = 1'-0" **5**

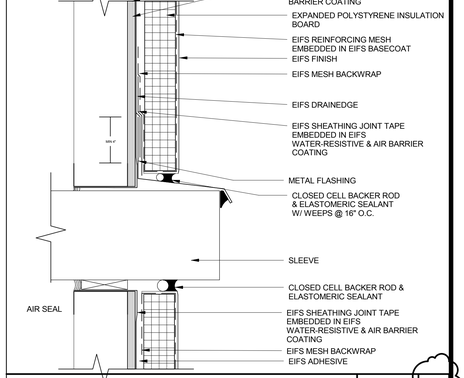

EIFS-TERMINATION AT APPLIANCE SLEEVE 3" = 1'-0" **2**

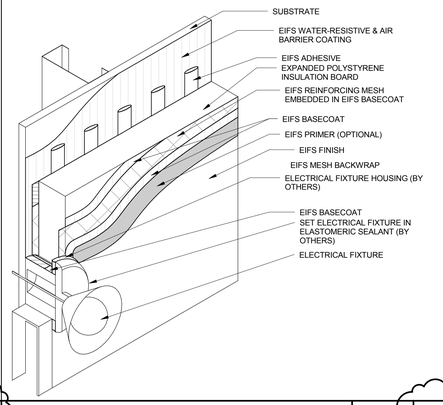

EIFS-TERMINATION @ ELECTRICAL FIXTURE 3" = 1'-0" **1**

CALIFORNIA BAPTIST UNIVERSITY

EVENTS CENTER

8431 DIANA AVENUE, RIVERSIDE, CA

cbu

-

LICENSED ARCHITECT
ROBERT M. SIMONS
No. C-18301
Jan. 31, 2017
STATE OF CALIFORNIA

REVISIONS:

	DESCRIPTION	DATE
13	ASI 34	7-26-16

DATE ISSUED: 01/22/2016

SVA PROJECT NO: 2014-40129

SCALE: As indicated

SHEET NUMBER: A504

SHEET TITLE:

EIFS DETAILS

h+k SVA ARCHITECTS

3 MACARTHUR PLACE, SUITE 850 SANTA ANA, CA 92707

T 949.809.3380 WWW.SVA-ARCHITECTS.COM

THIS DOCUMENT CONTAINS INFORMATION PROPRIETARY TO SVA ARCHITECTS INC. AND IS FURNISHED IN CONFIDENCE FOR THE LIMITED PURPOSE OF EVALUATION, BIDDING OR REVIEW. THIS DOCUMENT OR ITS CONTENTS MAY NOT BE USED FOR ANY OTHER PURPOSE AND MAY NOT BE REPRODUCED OR DISCLOSED TO OTHERS WITHOUT THE PRIOR WRITTEN CONSENT OF SVA ARCHITECTS INC. ALL RIGHTS RESERVED. © COPYRIGHT 2015.

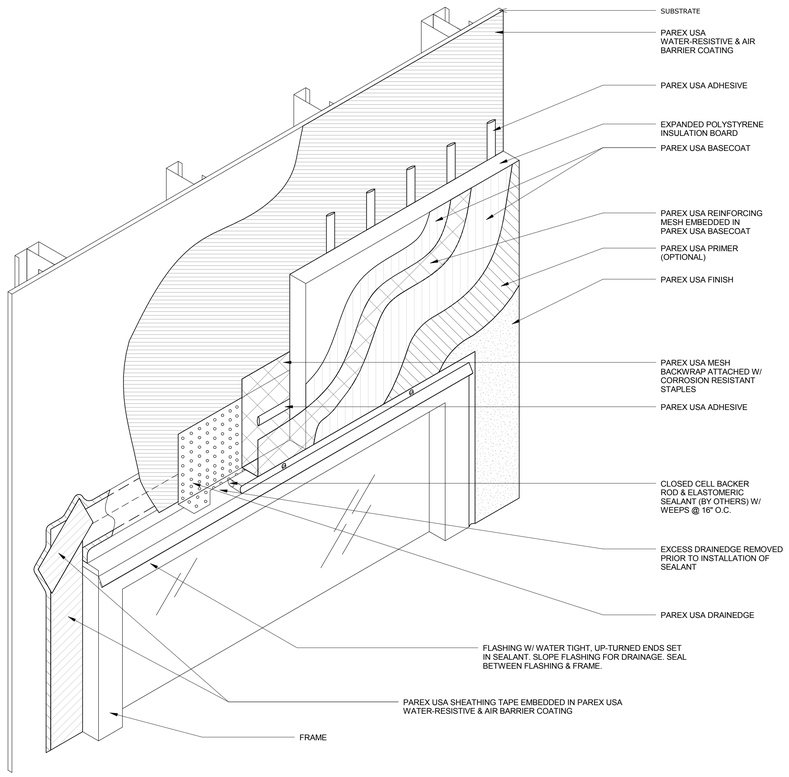

EIFS- HEAD ASSEMBLY (WINDOW, DOOR, LOUVER VENTS, ETC.) 1 1/2" = 1'-0" **20**

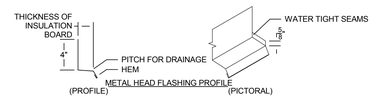

HEAD FLASHING SHOULD BE FABRICATED IN THE PROFILE SHOWN.
LENGTH OF FLASHING IS 1" LONGER THAN THE WIDTH OF THE
WINDOW FRAME. END DAMS SHOULD BE TURNED UPWARD 5/8" AS
SHOWN.

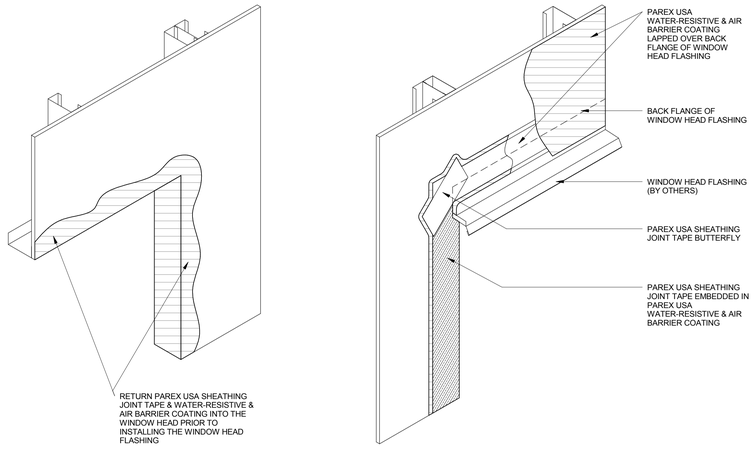

EIFS- ROUGH OPENING FLASHING 2 1 1/2" = 1'-0" **7**

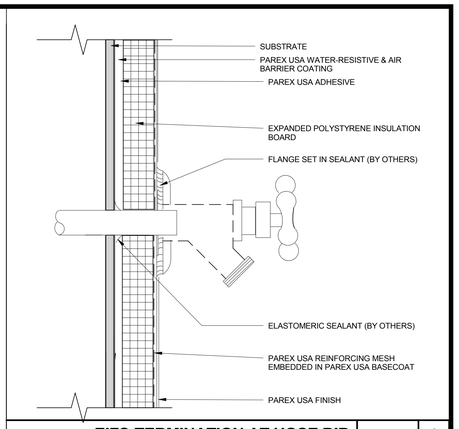

EIFS-TERMINATION AT HOSE BIB 3" = 1'-0" **4**

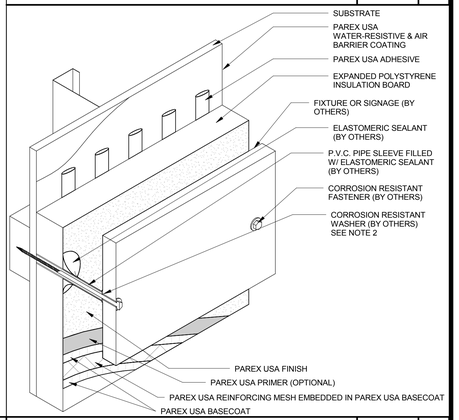

EIFS-FIXTURE ATTACHMENT 3" = 1'-0" **3**

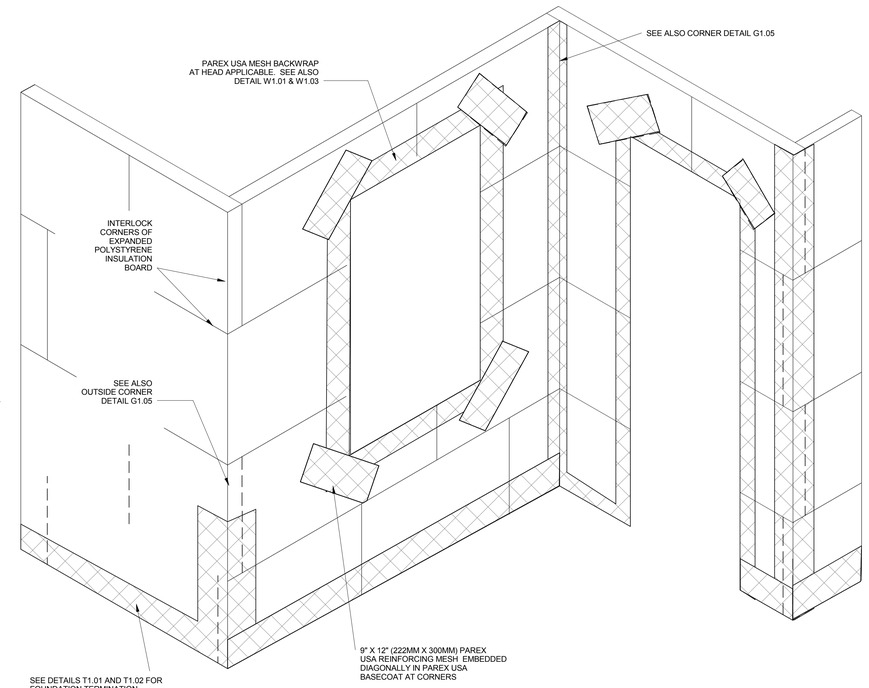

EIFS-PRELIMINARY MESH APPLICATION 1 1/2" = 1'-0" **13**

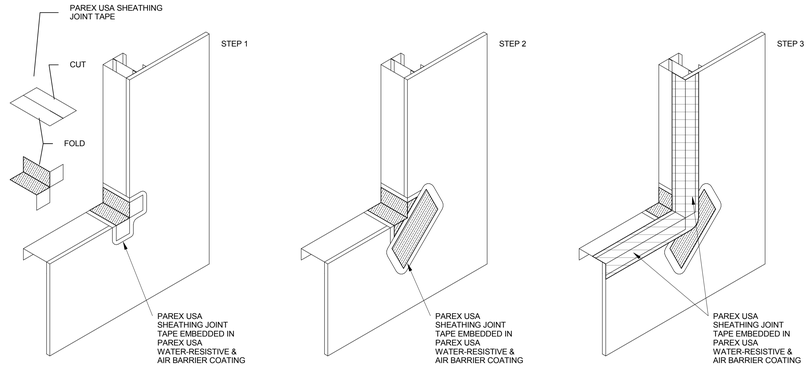

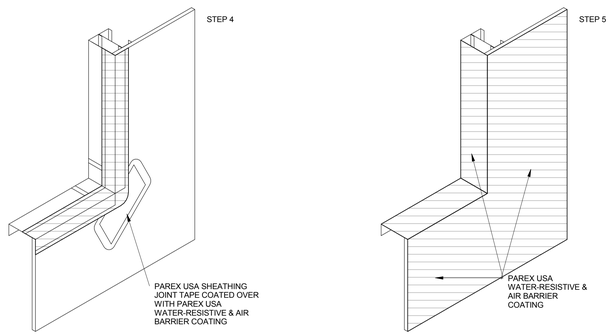

EIFS- ROUGH OPENING FLASHING 1 1 1/2" = 1'-0" **5**

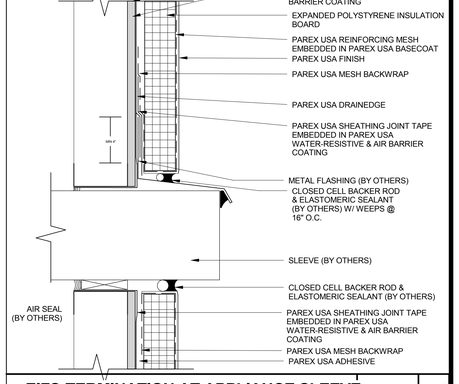

EIFS-TERMINATION AT APPLIANCE SLEEVE 3" = 1'-0" **2**

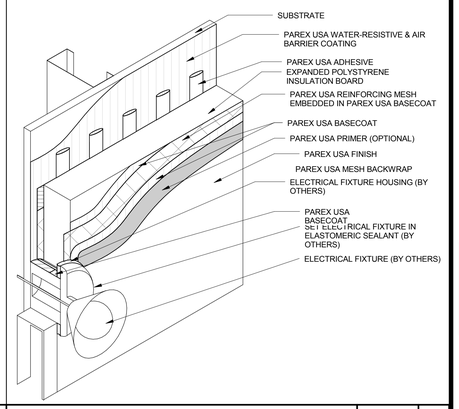

EIFS-TERMINATION @ ELECTRICAL FIXTURE 3" = 1'-0" **1**

CALIFORNIA BAPTIST UNIVERSITY
EVENTS CENTER
8431 DIANA AVENUE, RIVERSIDE, CA

ISSUE FOR CONSTRUCTION
01-22-2016

LICENSED ARCHITECT
ROBERT M. SIMONS
No. C-18301
Jan. 31, 2017
STATE OF CALIFORNIA

REVISIONS:

	DESCRIPTION	DATE

DATE ISSUED: 01/22/2016
SVA PROJECT NO: 2014-40129
SCALE: As indicated
SHEET NUMBER: A504
SHEET TITLE:

EIFS DETAILS

h+k SVA ARCHITECTS
3 MACARTHUR PLACE, SUITE 850 SANTA ANA, CA 92707
T 949.809.3380 WWW.SVA-ARCHITECTS.COM

THIS DOCUMENT CONTAINS INFORMATION PROPRIETARY TO SVA ARCHITECTS INC. AND IS FURNISHED IN CONFIDENCE FOR THE LIMITED PURPOSE OF EVALUATION, BIDDING OR REVIEW. THIS DOCUMENT OR ITS CONTENTS MAY NOT BE USED FOR ANY OTHER PURPOSE AND MAY NOT BE REPRODUCED OR DISCLOSED TO OTHERS WITHOUT THE PRIOR WRITTEN CONSENT OF SVA ARCHITECTS INC. ALL RIGHTS RESERVED. © COPYRIGHT 2015.

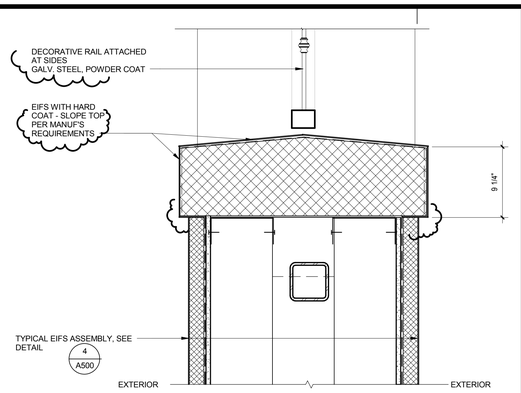

OPENING@ENTRY ELEV. 1 1/2" = 1'-0" **12**

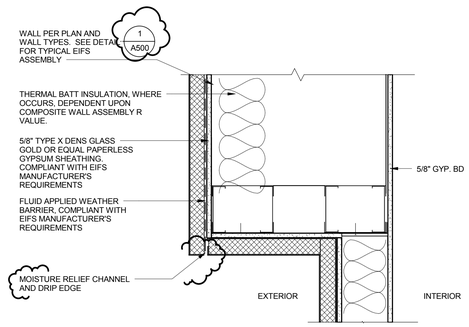

EIFS WALL@TOWER 1 1/2" = 1'-0" **7**

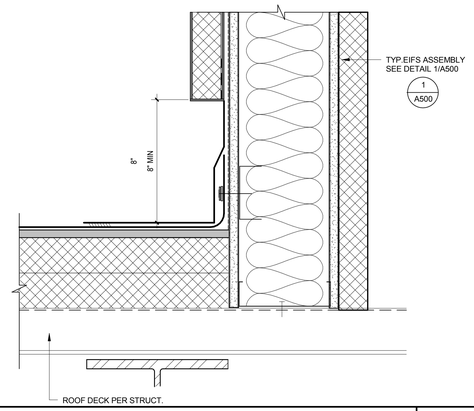

EIFS Exterior Wall @ Roof 3" = 1'-0" **11**

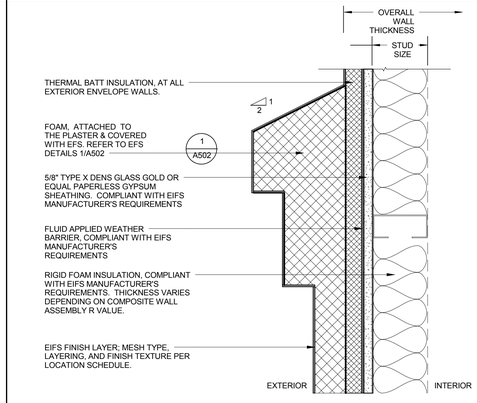

AESTHETIC BAND DETAIL-SHAPE B 3" = 1'-0" **6**

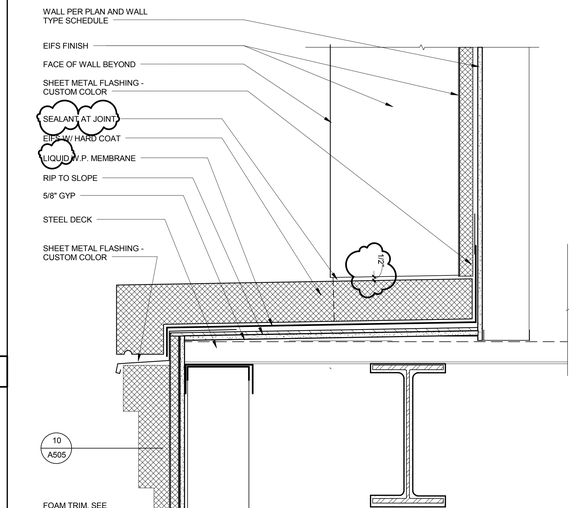

EIFS Wall/CORNICE@Tower 1 1/2" = 1'-0" **14**

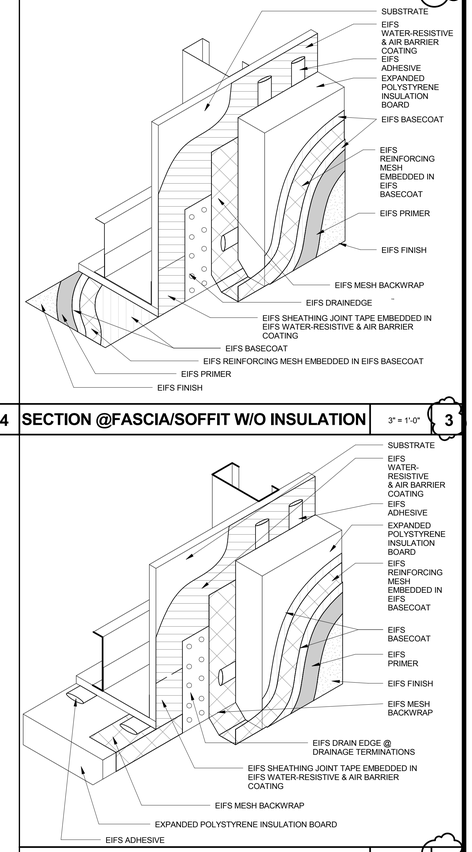

SECTION @FASCIA/SOFFIT W/O INSULATION 3" = 1'-0" **3**

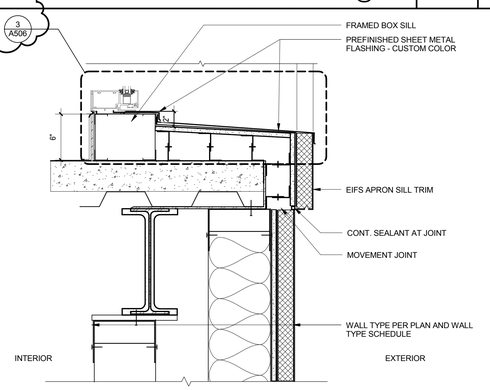

SILL AT RECESSED WINDOWS, TYPICAL 1 1/2" = 1'-0" **8**

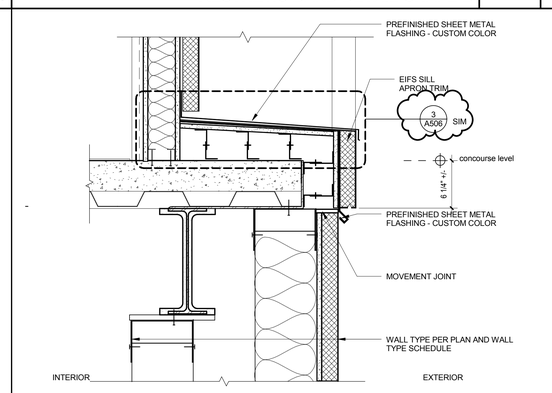

SILL AT RECESSED WALL 1 1/2" = 1'-0" **9**

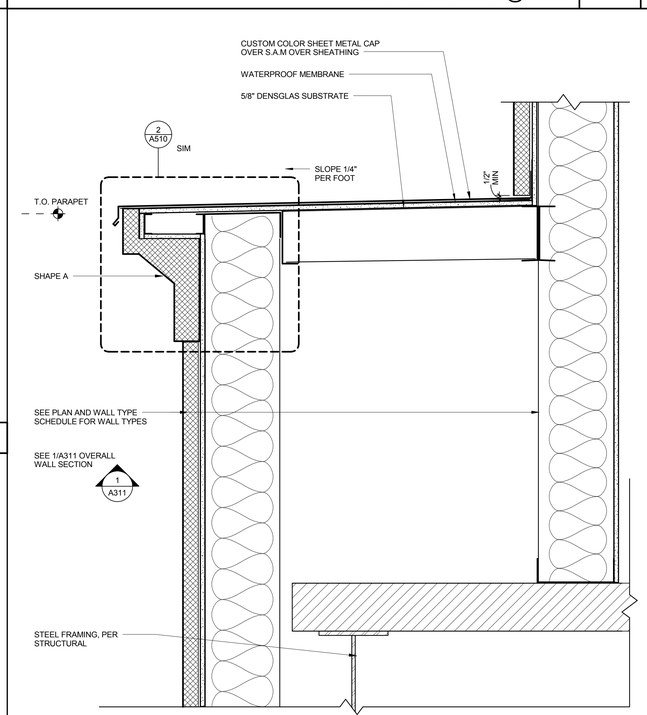

PARAPET WALL FLASHING DETAIL @ WEST ELEVATION 1 1/2" = 1'-0" **5**

TYP SECTION AT BUILDING RECESS HEAD 3" = 1'-0" **2**

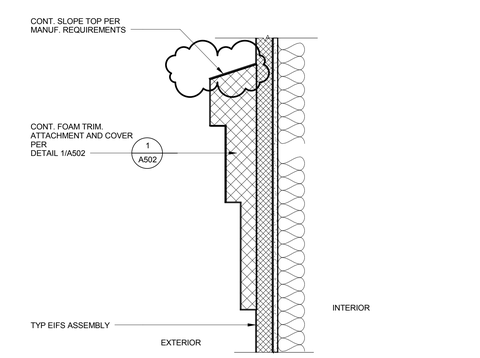

AESTHETIC BAND DETAIL-SHAPE C 1 1/2" = 1'-0" **10**

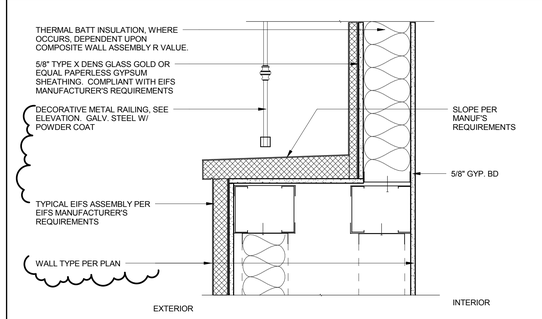

EIFS WALL W/SILL@TOWER 1 1/2" = 1'-0" **13**

CALIFORNIA BAPTIST UNIVERSITY

EVENTS CENTER

8431 DIANA AVENUE, RIVERSIDE, CA

-

LICENSED ARCHITECT ROBERT M. SIMONDS No. C-13001 Jan. 31, 2017 STATE OF CALIFORNIA

REVISIONS:

	DESCRIPTION	DATE
6	ASI 006	5-31-16
13	ASI 34	7-26-16

DATE ISSUED: 01/22/2016

SVA PROJECT NO: 2014-40129

SCALE: As indicated

SHEET NUMBER: A505

SHEET TITLE:

EXTERIOR WALL DETAILS

ARCHITECTS

3 MACARTHUR PLACE, SUITE 850 SANTA ANA, CA 92707

T 949.809.3380 WWW.SVA-ARCHITECTS.COM

THIS DOCUMENT CONTAINS INFORMATION PROPRIETARY TO SVA ARCHITECTS INC. AND IS FURNISHED IN CONFIDENCE FOR THE LIMITED PURPOSE OF EVALUATION, BIDDING OR REVIEW. THIS DOCUMENT OR ITS CONTENTS MAY NOT BE USED FOR ANY OTHER PURPOSE AND MAY NOT BE REPRODUCED OR DISCLOSED TO OTHERS WITHOUT THE PRIOR WRITTEN CONSENT OF SVA ARCHITECTS INC. ALL RIGHTS RESERVED. © COPYRIGHT 2015.

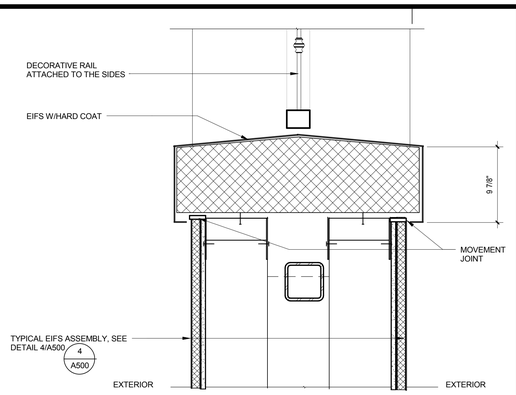

OPENING@ENTRY ELEV. | 1 1/2" = 1'-0" | 12

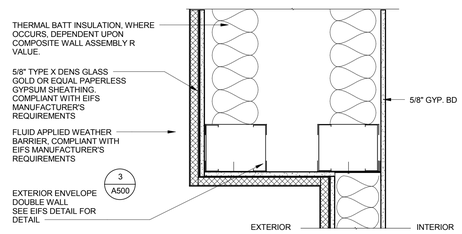

EIFS WALL@TOWER | 1 1/2" = 1'-0" | 7

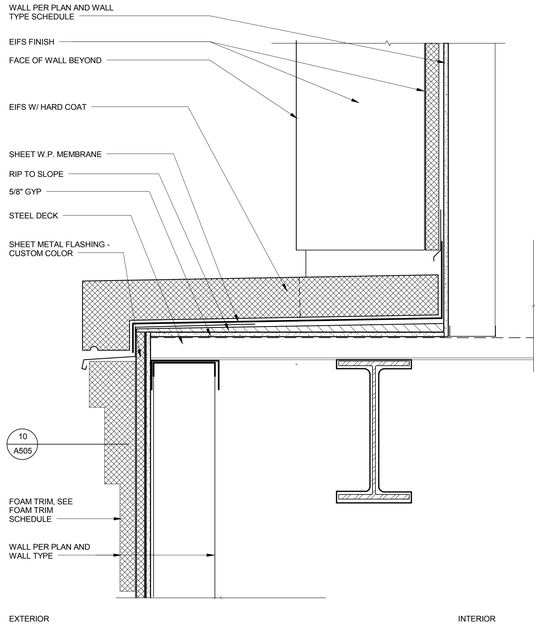

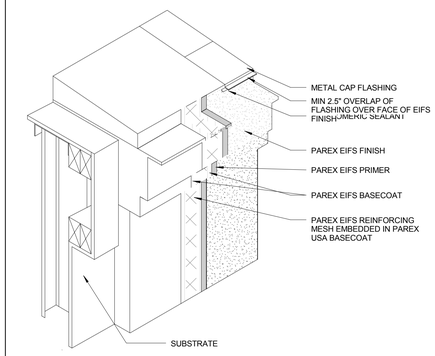

TERMINATION CORNICE | 1" = 1'-0" | 4

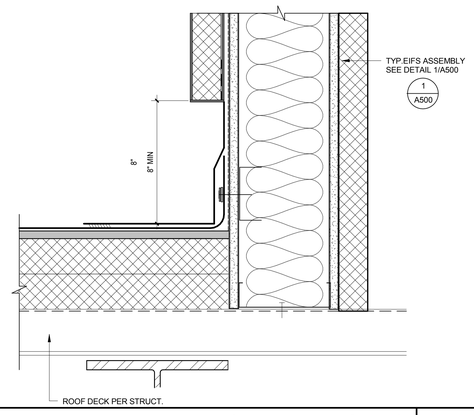

EIFS Exterior Wall @ Roof | 3" = 1'-0" | 11

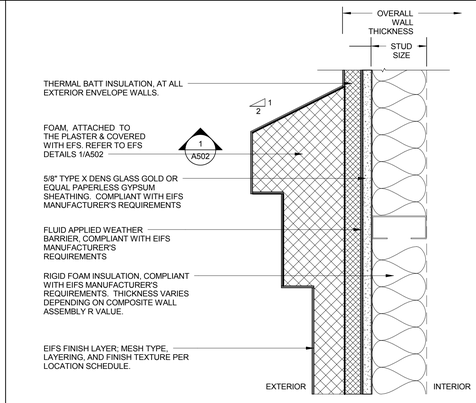

AESTHETIC BAND DETAIL-SHAPE B | 3" = 1'-0" | 6

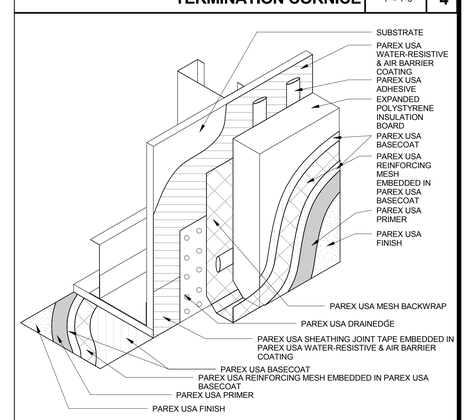

EIFS Wall/CORNICE@Tower | 1 1/2" = 1'-0" | 14

SECTION @FASCIA/SOFFIT W/O INSULATION | 3" = 1'-0" | 3

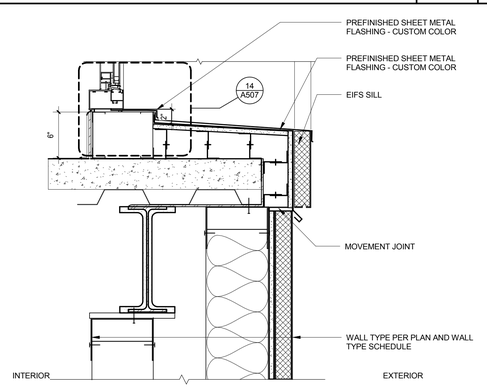

SILL AT RECESSED WINDOWS, TYPICAL | 1 1/2" = 1'-0" | 8

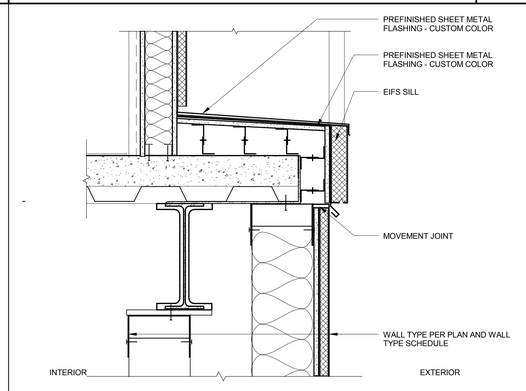

SILL AT RECESSED WALL | 1 1/2" = 1'-0" | 9

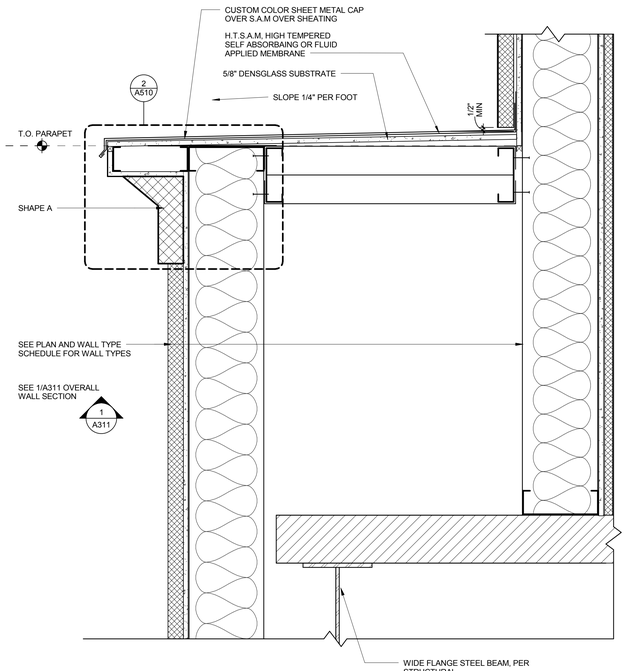

PARAPET WALL FLASHING DETAIL @ WEST ELEVATION | 1 1/2" = 1'-0" | 5

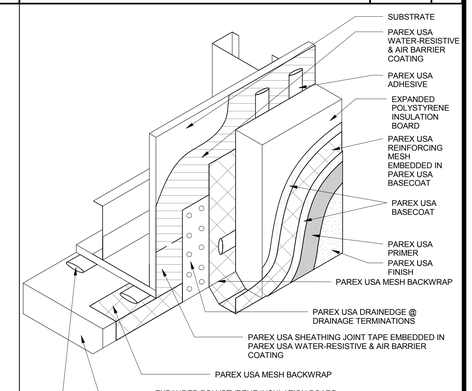

SECTION AT FASCIA/SOFFIT W/INSULATION | 3" = 1'-0" | 2

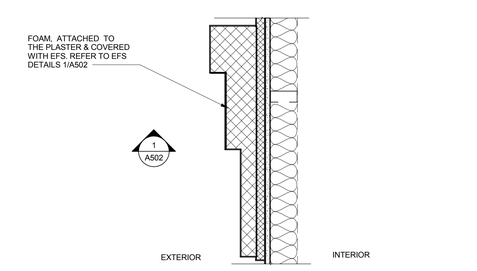

AESTHETIC BAND DETAIL-SHAPE C | 1 1/2" = 1'-0" | 10

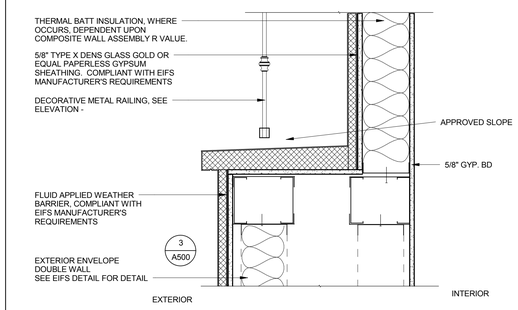

EIFS WALL W/SILL@TOWER | 1 1/2" = 1'-0" | 13

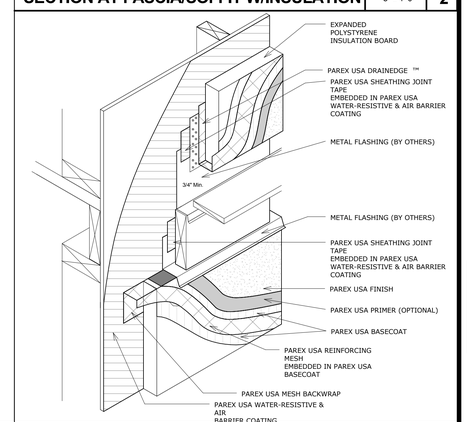

EIFS-DECK ATTACHMENT | 1 1/2" = 1'-0" | 1

CALIFORNIA BAPTIST UNIVERSITY
EVENTS CENTER
8431 DIANA AVENUE, RIVERSIDE, CA

ISSUE FOR CONSTRUCTION
01-22-2016

LICENSED ARCHITECT
ROBERT M. SIMONDS
No. C-18301
Jan. 31, 2017
STATE OF CALIFORNIA

REVISIONS:

	DESCRIPTION	DATE

DATE ISSUED: 01/22/2016
SVA PROJECT NO: 2014-40129
SCALE: As indicated
SHEET NUMBER: A505
SHEET TITLE:

EXTERIOR WALL DETAILS

ARCHITECTS
3 MACARTHUR PLACE, SUITE 850 SANTA ANA, CA 92707
T 949.809.3380 WWW.SVA-ARCHITECTS.COM

THIS DOCUMENT CONTAINS INFORMATION PROPRIETARY TO SVA-ARCHITECTS INC., AND IS FURNISHED IN CONFIDENCE FOR THE LIMITED PURPOSE OF EVALUATION, BIDDING OR REVIEW. THIS DOCUMENT OR ITS CONTENTS MAY NOT BE USED FOR ANY OTHER PURPOSE AND MAY NOT BE REPRODUCED OR DISCLOSED TO OTHERS WITHOUT THE PRIOR WRITTEN CONSENT OF SVA-ARCHITECTS INC. ALL RIGHTS RESERVED, © COPYRIGHT 2015.

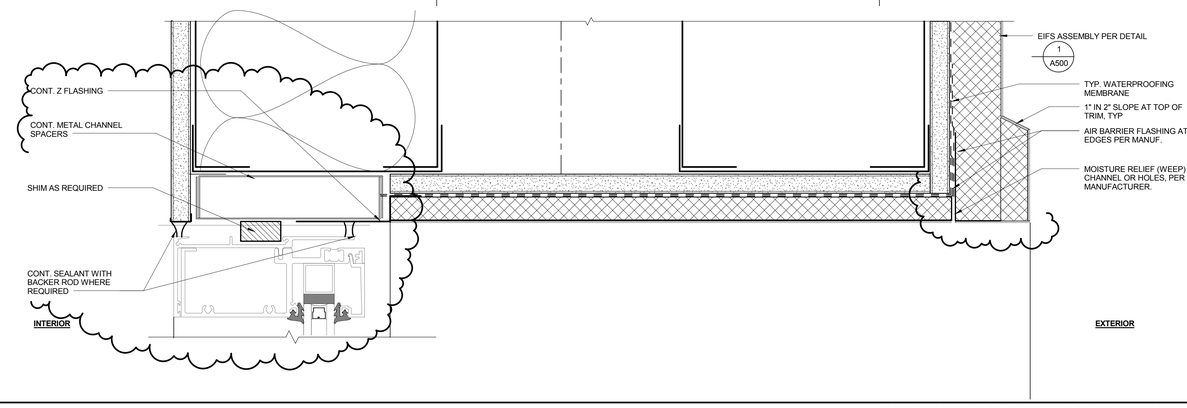

WINDOW HEAD AT DEEP RECESS WINDOWS 6" = 1'-0" **4**

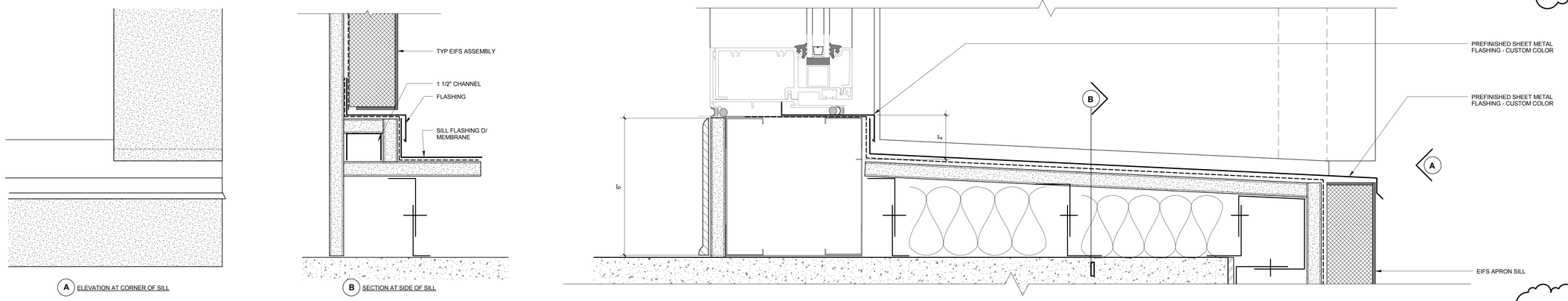

WINDOW SILL FLASHING AT DEEP RECESS WINDOWS 6" = 1'-0" **3**

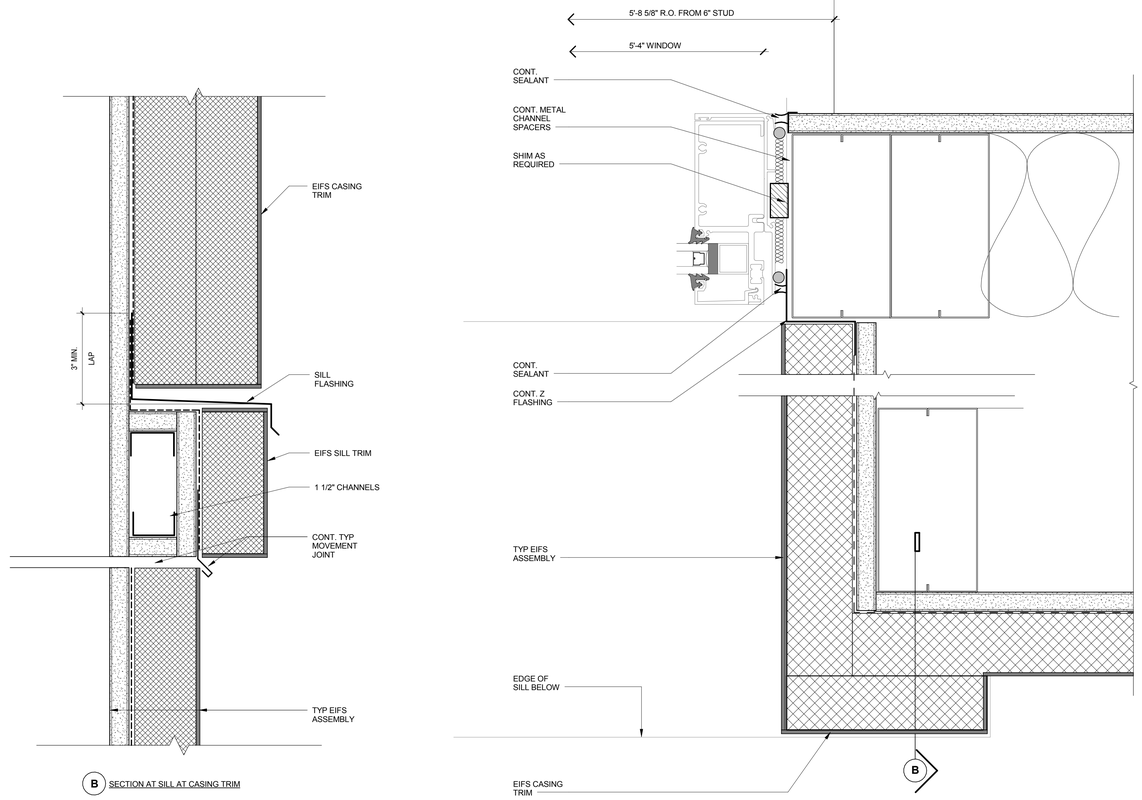

WINDOW JAMB AT DEEP RECESS WINDOWS 6" = 1'-0" **2**

CALIFORNIA BAPTIST UNIVERSITY

EVENTS CENTER

8431 DIANA AVENUE, RIVERSIDE, CA

cbu

-

LICENSED ARCHITECT ROBERT M. SIMONS No. C-18301 Jan. 31, 2017 STATE OF CALIFORNIA

REVISIONS:

	DESCRIPTION	DATE
13	ASI 34	7-26-16

DATE ISSUED: 01/22/2016

SVA PROJECT NO: 2014-40129

SCALE: 6" = 1'-0"

SHEET NUMBER: A506

SHEET TITLE:

EIFS DETAILS AT RECESSED WINDOWS

h+k SVA ARCHITECTS

3 MACARTHUR PLACE, SUITE 850 SANTA ANA, CA 92707

T 949.809.3380 WWW.SVA-ARCHITECTS.COM

THIS DOCUMENT CONTAINS INFORMATION PROPRIETARY TO SVA ARCHITECTS INC. AND IS FURNISHED IN CONFIDENCE FOR THE LIMITED PURPOSE OF EVALUATION, BIDDING OR REVIEW. THIS DOCUMENT OR ITS CONTENTS MAY NOT BE USED FOR ANY OTHER PURPOSE AND MAY NOT BE REPRODUCED OR DISCLOSED TO OTHERS WITHOUT THE PRIOR WRITTEN CONSENT OF SVA ARCHITECTS INC. ALL RIGHTS RESERVED. © COPYRIGHT 2015.

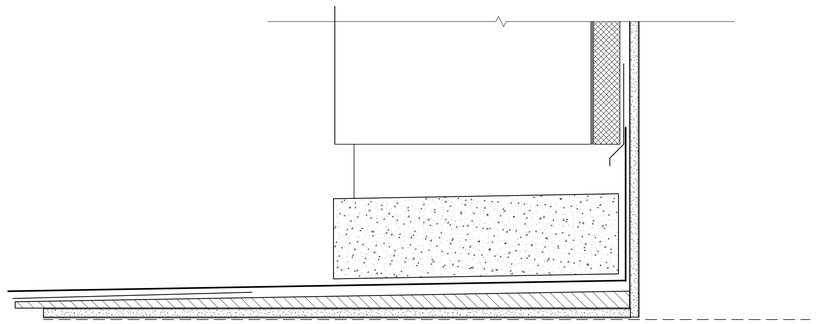

INTERIOR

CORNICE AT TOWER14/505 | 3" = 1'-0" | 1

CALIFORNIA BAPTIST UNIVERSITY

EVENTS CENTER

8431 DIANA AVENUE, RIVERSIDE, CA

ISSUE FOR CONSTRUCTION
01-22-2016

LICENSED ARCHITECT
ROBERT M. SIMONS
No. C-18301
Jan. 31, 2017
STATE OF CALIFORNIA

REVISIONS:

	DESCRIPTION	DATE
1		
2		
3		
4		
5		
6		
7		
8		
9		
10		
11		

DATE ISSUED: 01/22/2016
SVA PROJECT NO: 2014-40129
SCALE: 3" = 1'-0"

SHEET NUMBER: A506

SHEET TITLE:

EIFS DETAILS

ARCHITECTS

3 MACARTHUR PLACE, SUITE 850 SANTA ANA, CA 92707
T 949.809.3380 WWW.SVA-ARCHITECTS.COM

THIS DOCUMENT CONTAINS INFORMATION PROPRIETARY TO SVA ARCHITECTS INC. AND IS FURNISHED IN CONFIDENCE FOR THE LIMITED PURPOSE OF EVALUATION, BIDDING OR REVIEW. THIS DOCUMENT OR ITS CONTENTS MAY NOT BE USED FOR ANY OTHER PURPOSE AND MAY NOT BE REPRODUCED OR DISCLOSED TO OTHERS WITHOUT THE PRIOR WRITTEN CONSENT OF SVA ARCHITECTS INC. ALL RIGHTS RESERVED. © COPYRIGHT 2015.

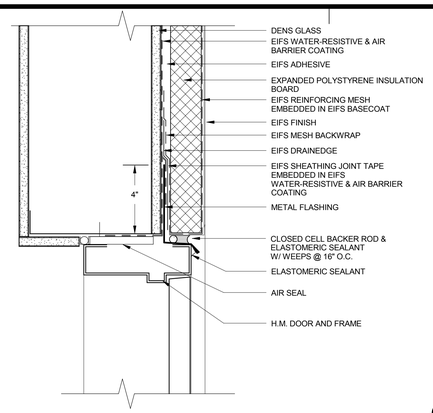

EIFS - HOLLOW METAL DOOR HEAD 3" = 1'-0" **16**

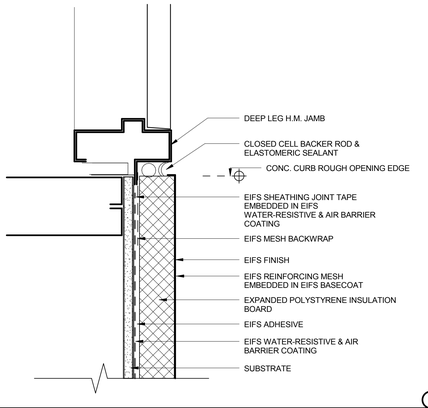

EIFS - HOLLOW METAL DOOR JAMB 3" = 1'-0" **15**

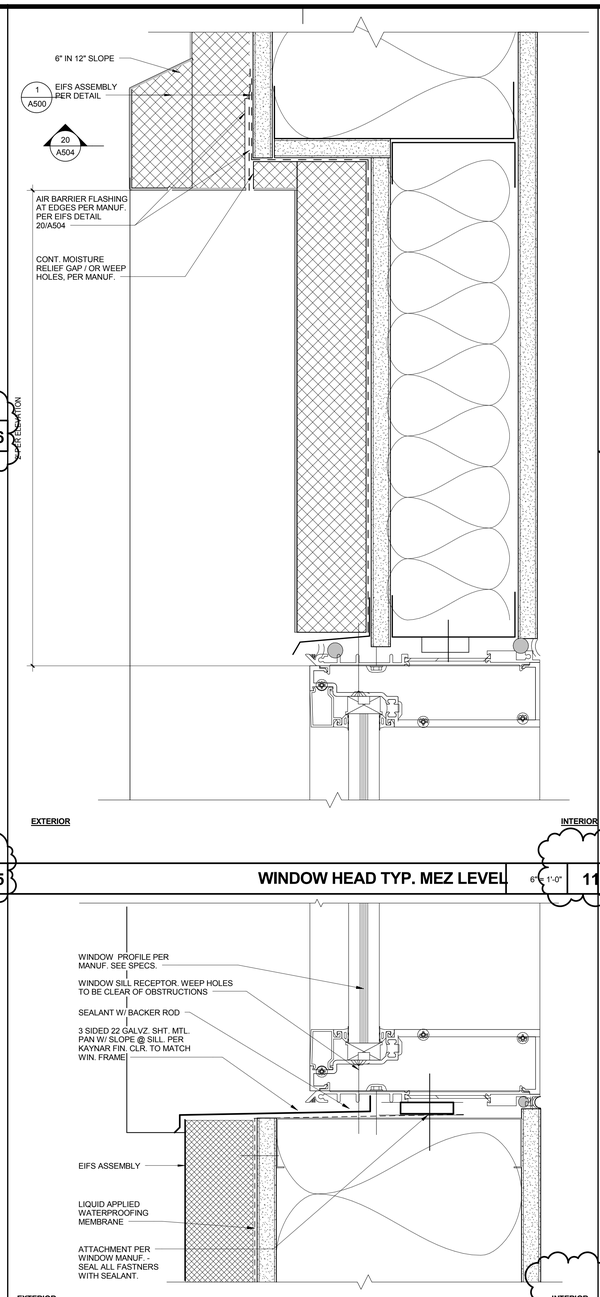

WINDOW HEAD TYP. MEZ LEVEL 6" = 1'-0" **11**

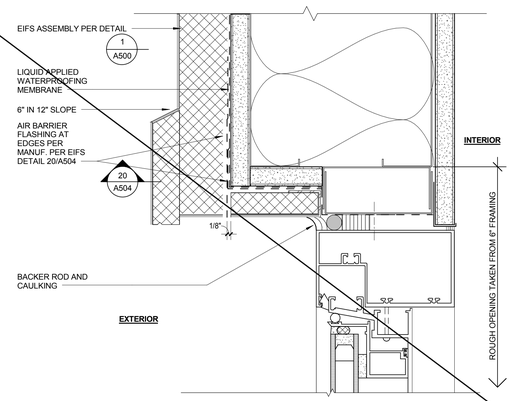

WINDOW HEAD 6" = 1'-0" **7**

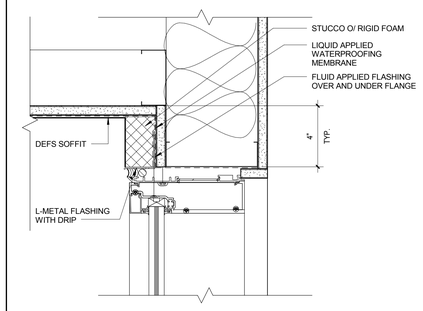

STOREFRONT @ HEAD (EXT.) 3" = 1'-0" **4**

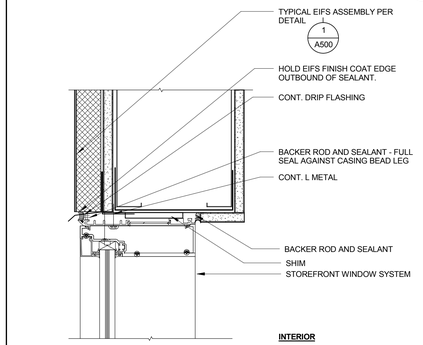

STOREFRONT @ HEAD 3" = 1'-0" **3**

WINDOW SILL MEZ. LEVEL 6" = 1'-0" **10**

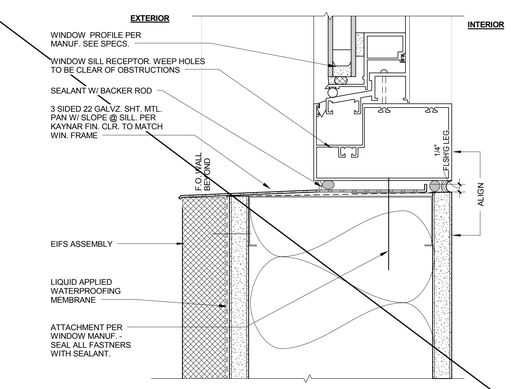

WINDOW SILL 6" = 1'-0" **6**

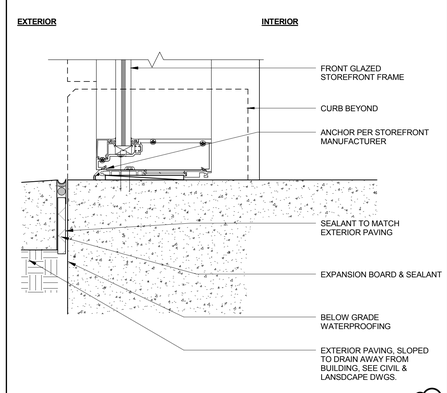

STOREFRONT @ BASE (EXT.) 3" = 1'-0" **2**

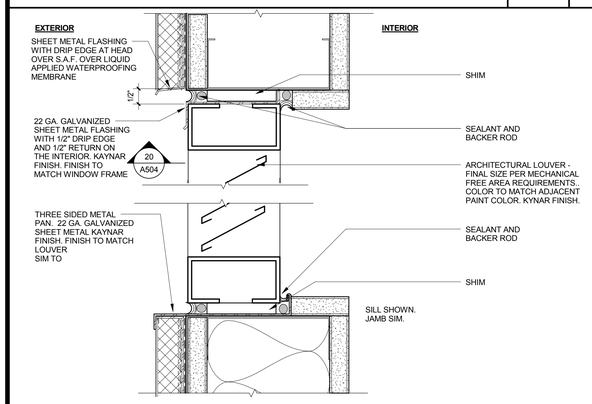

LOUVER @ EIFS 6" = 1'-0" **13**

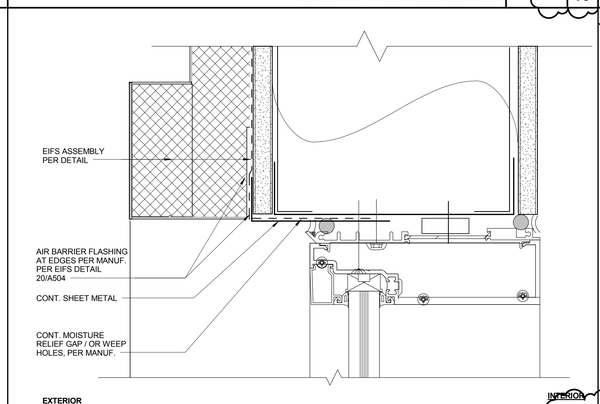

WINDOW JAMB MEZ. LEVEL 6" = 1'-0" **9**

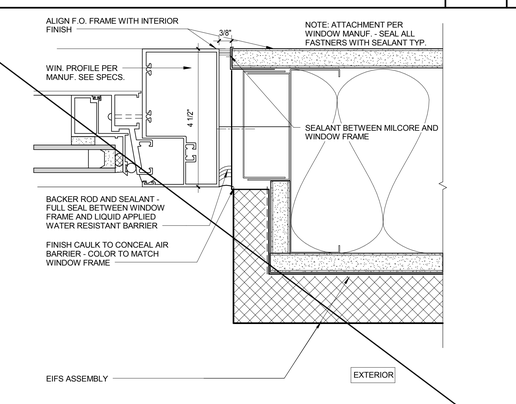

WINDOW JAMB @ SHALLOW RECESS 6" = 1'-0" **5**

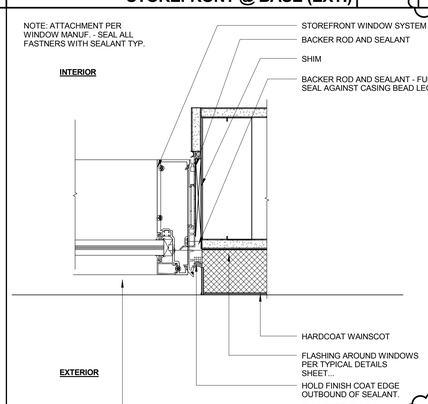

STOREFRONT @ JAMB 3" = 1'-0" **1**

CALIFORNIA BAPTIST UNIVERSITY

EVENTS CENTER

8431 DIANA AVENUE, RIVERSIDE, CA

cbu

-

LICENSED ARCHITECT ROBERT M. SIMONS No. C-18301 Jan. 31, 2017 STATE OF CALIFORNIA

REVISIONS:

	DESCRIPTION	DATE
9	RFCP 005	5-31-16
13	ASI 34	7-26-16

DATE ISSUED: 01/22/2016

SVA PROJECT NO: 2014-40129

SCALE: As indicated

SHEET NUMBER: A507

SHEET TITLE:

STOREFRONT AND WINDOW DETAILS

h+k SVA ARCHITECTS

3 MACARTHUR PLACE, SUITE 850 SANTA ANA, CA 92707

T 949.809.3380 WWW.SVA-ARCHITECTS.COM

THIS DOCUMENT CONTAINS INFORMATION PROPRIETARY TO SVA ARCHITECTS AND IS INTENDED FOR USE ONLY BY THE PARTIES TO WHOM IT IS ISSUED FOR EVALUATION, BIDDING OR REVIEW. THIS DOCUMENT OR ITS CONTENTS MAY NOT BE USED FOR ANY OTHER PURPOSE AND MAY NOT BE REPRODUCED OR DISCLOSED TO OTHERS WITHOUT THE PRIOR WRITTEN CONSENT OF SVA ARCHITECTS INC. ALL RIGHTS RESERVED, © COPYRIGHT 2015.

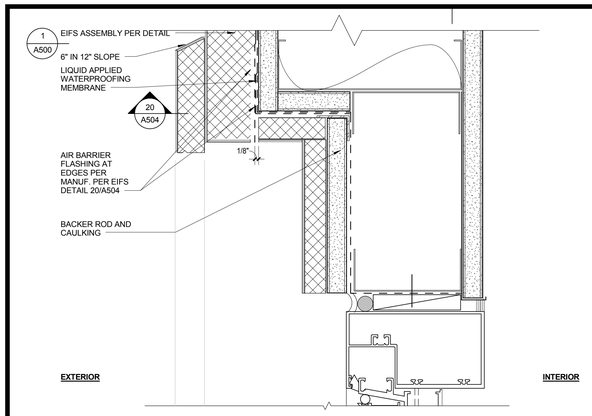

WINDOW HEAD TYP. MEZ LEVEL WEST ELEV. | 6" = 1'-0" | 8

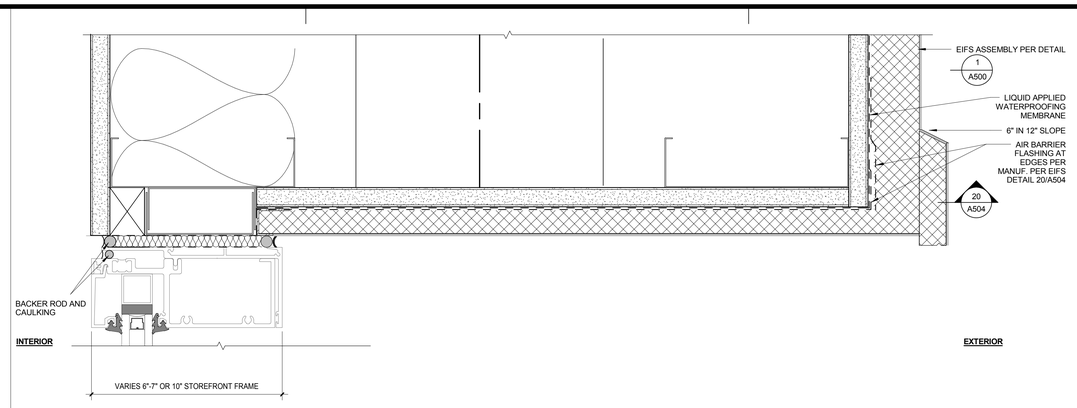

WINDOW HEAD@DOUBLE WALL | 6" = 1'-0" | 11

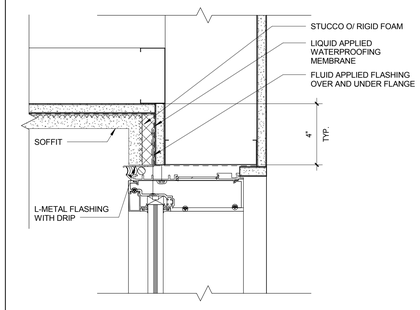

STOREFRONT @ HEAD (EXT.) | 3" = 1'-0" | 4

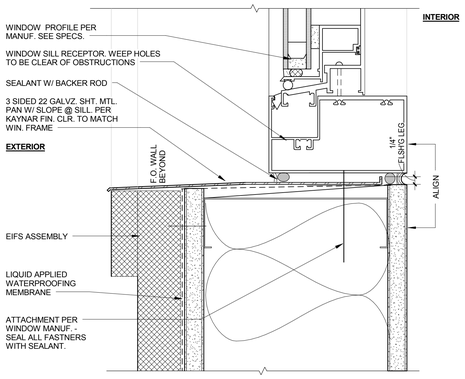

WINDOW SILL@TYP. MEZ LEVEL WEST ELEV. | 6" = 1'-0" | 12

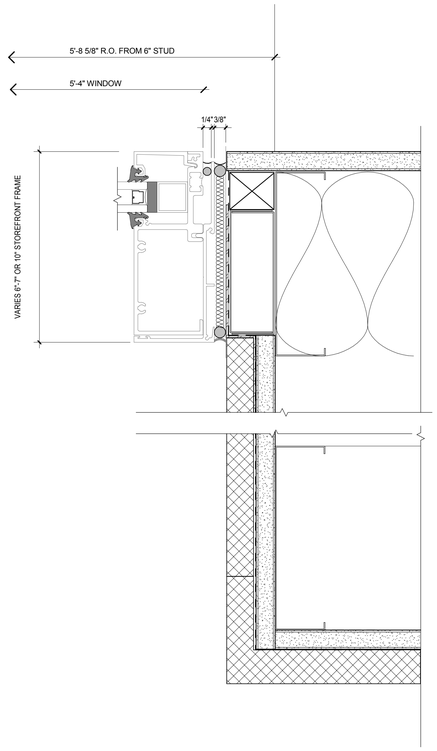

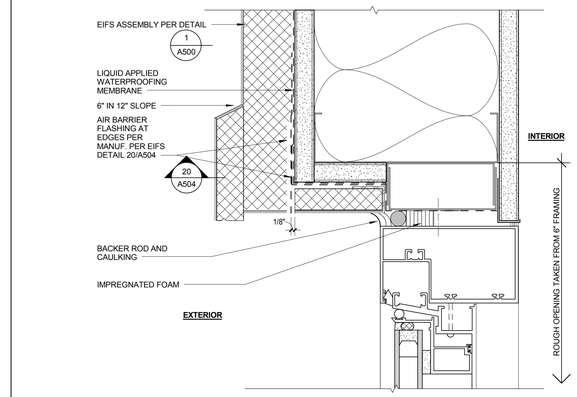

WINDOW HEAD | 6" = 1'-0" | 7

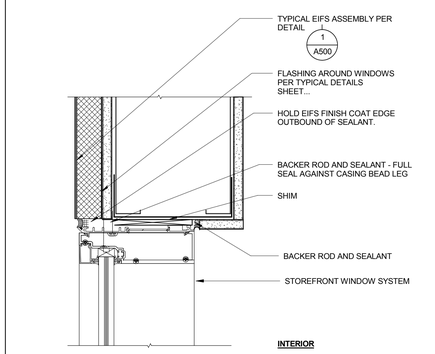

STOREFRONT @ HEAD | 3" = 1'-0" | 3

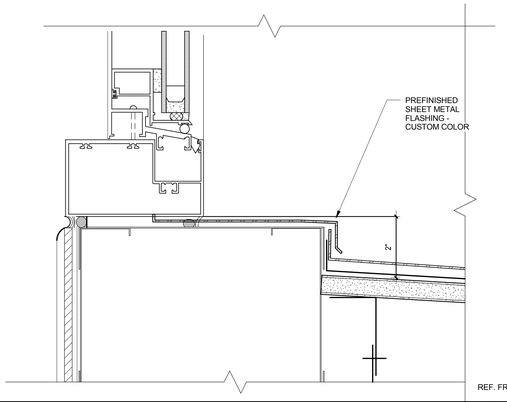

WINDOW SILL-FLASHING | 6" = 1'-0" | 14

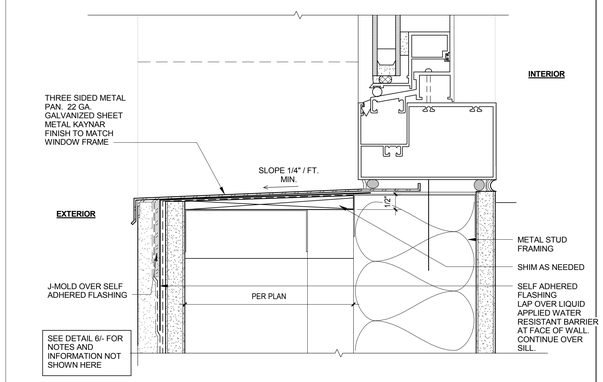

WINDOW JAMB @ DEEP RECESS (HEAD SIM.) | 6" = 1'-0" | 10

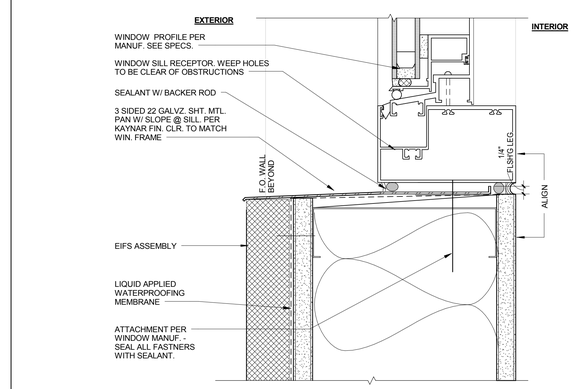

WINDOW SILL | 6" = 1'-0" | 6

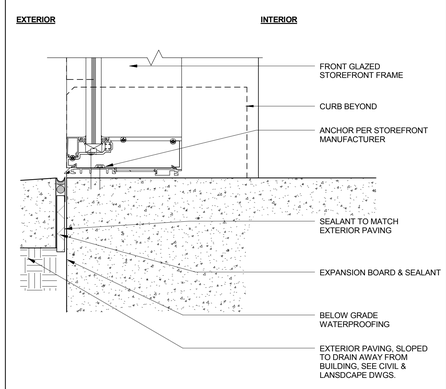

STOREFRONT @ BASE (EXT.) | 3" = 1'-0" | 2

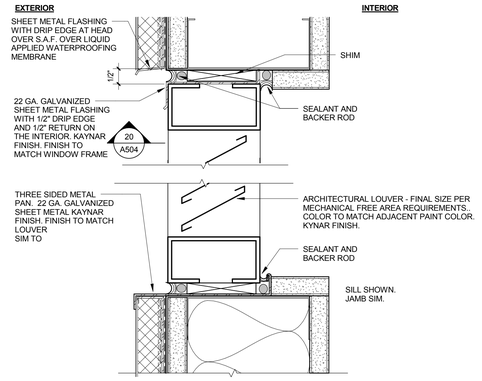

LOUVER @ EIFS | 6" = 1'-0" | 13

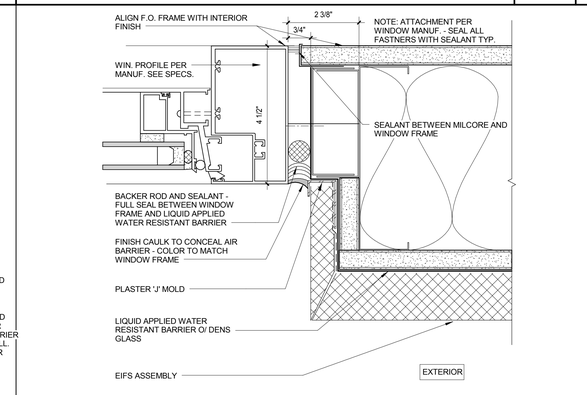

WINDOW JAMB @ SHALLOW RECESS | 6" = 1'-0" | 5

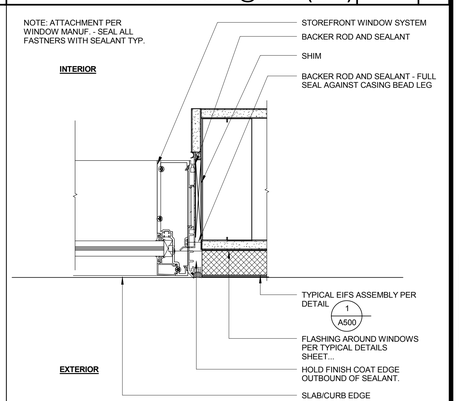

STOREFRONT @ JAMB | 3" = 1'-0" | 1

CALIFORNIA BAPTIST UNIVERSITY
EVENTS CENTER
8431 DIANA AVENUE, RIVERSIDE, CA

ISSUE FOR CONSTRUCTION
01-22-2016

LICENSED ARCHITECT
ROBERT M. SIMONS
No. C-18501
Jan. 31, 2017
STATE OF CALIFORNIA

REVISIONS:

	DESCRIPTION	DATE

DATE ISSUED: 01/22/2016
SVA PROJECT NO: 2014-40129
SCALE: As indicated

SHEET NUMBER: A507

SHEET TITLE:

STOREFRONT AND WINDOW DETAILS

ARCHITECTS
3 MACARTHUR PLACE, SUITE 850 SANTA ANA, CA 92707
T 949.809.3380 WWW.SVA-ARCHITECTS.COM

THIS DOCUMENT CONTAINS INFORMATION PROPRIETARY TO SVA ARCHITECTS INC., AND IS FURNISHED IN CONFIDENCE FOR THE LIMITED PURPOSE OF EVALUATION, BIDDING OR REVIEW. THIS DOCUMENT OR ITS CONTENTS MAY NOT BE USED FOR ANY OTHER PURPOSE AND MAY NOT BE REPRODUCED OR DISCLOSED TO OTHERS WITHOUT THE PRIOR WRITTEN CONSENT OF SVA ARCHITECTS INC. ALL RIGHTS RESERVED, © COPYRIGHT 2015.

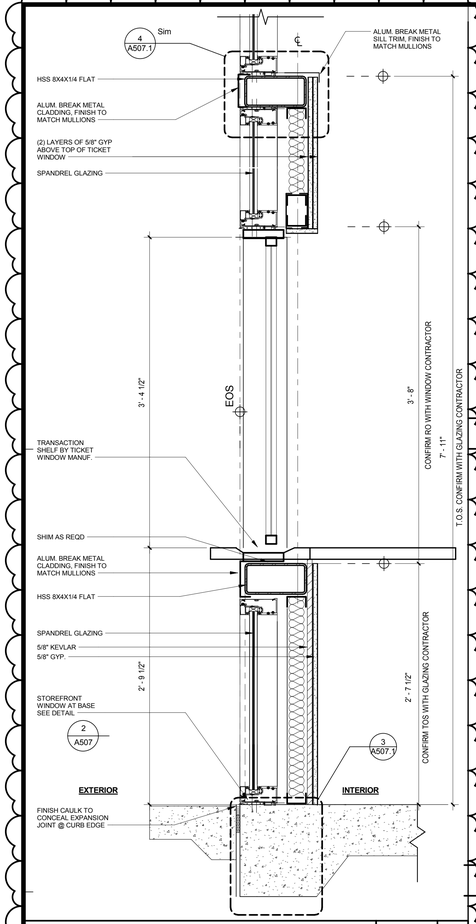

SECTION @ TYP. TICKET WINDOWS | 1 1/2" = 1'-0" | 18

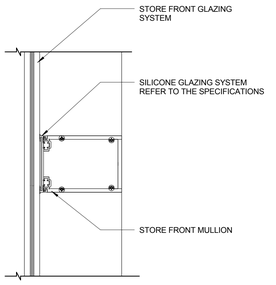

MAIN ENTRY MULLION DETAIL | 3" = 1'-0" | 10

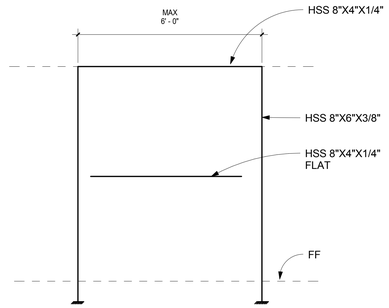

TICKET BOOTH MISC. STL. ELEVATION | 1/2" = 1'-0" | 8

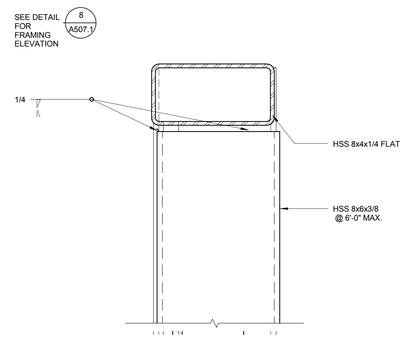

TICKET BOOTH HEAD DETAIL | 3" = 1'-0" | 4

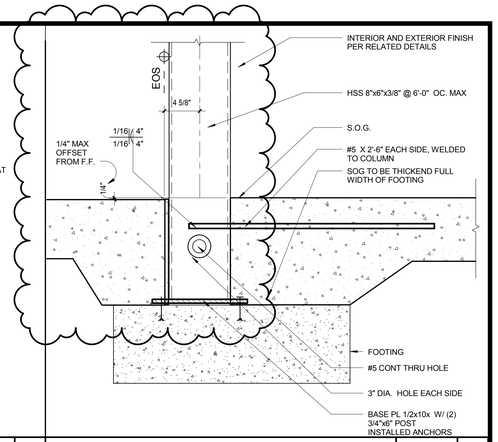

STOREFRONT FOUNDATION DETAIL | 1 1/2" = 1'-0" | 3

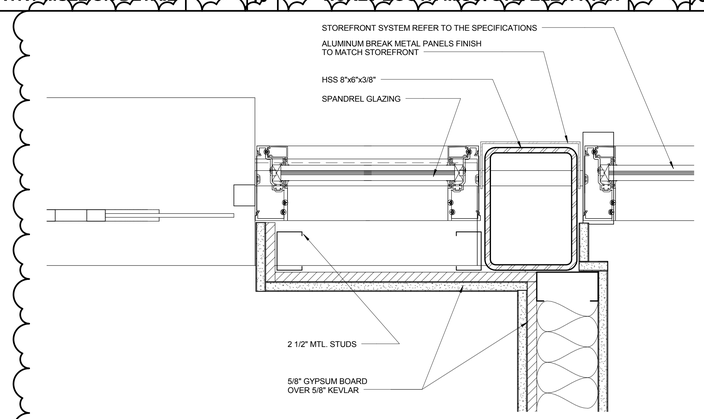

STOREFRONT JAMB | 3" = 1'-0" | 6

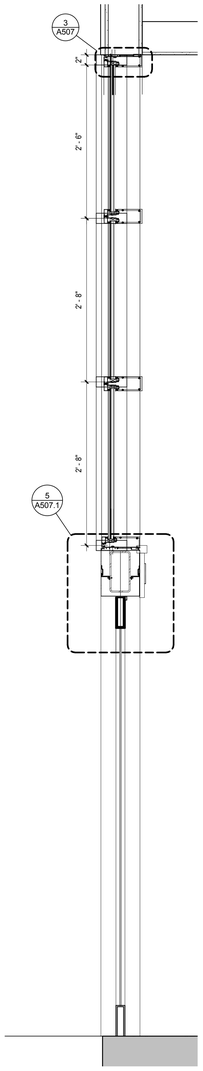

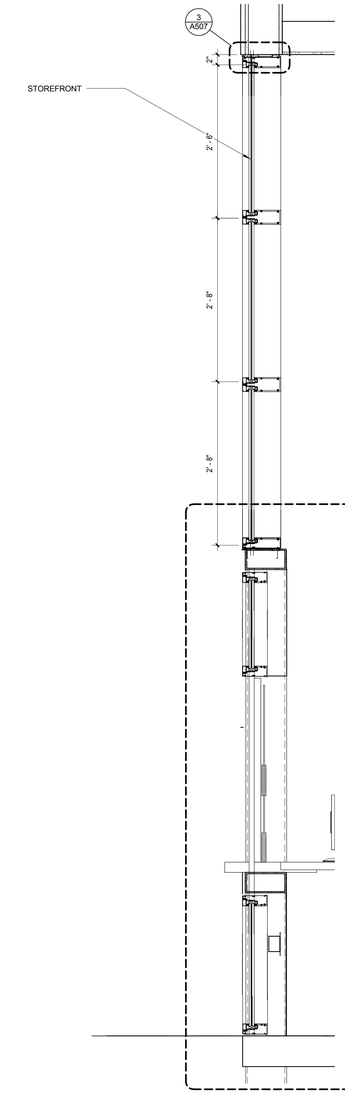

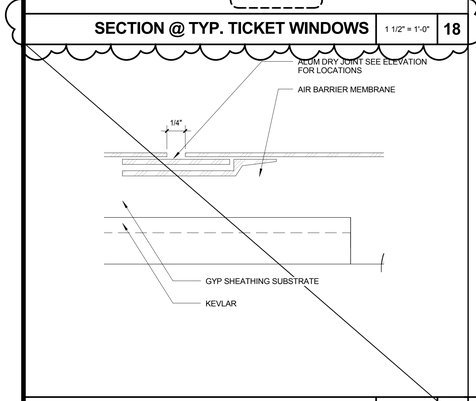

ALUMINUM ATTACHMENT DETAIL | 12" = 1'-0" | 7

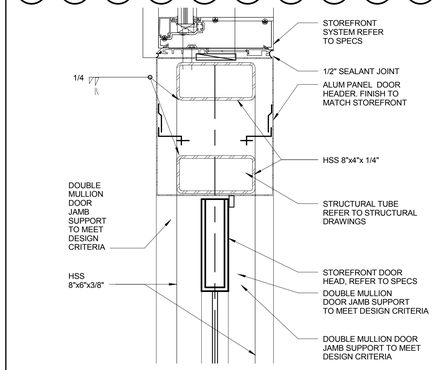

STOREFRONT DOOR HEADER | 3" = 1'-0" | 5

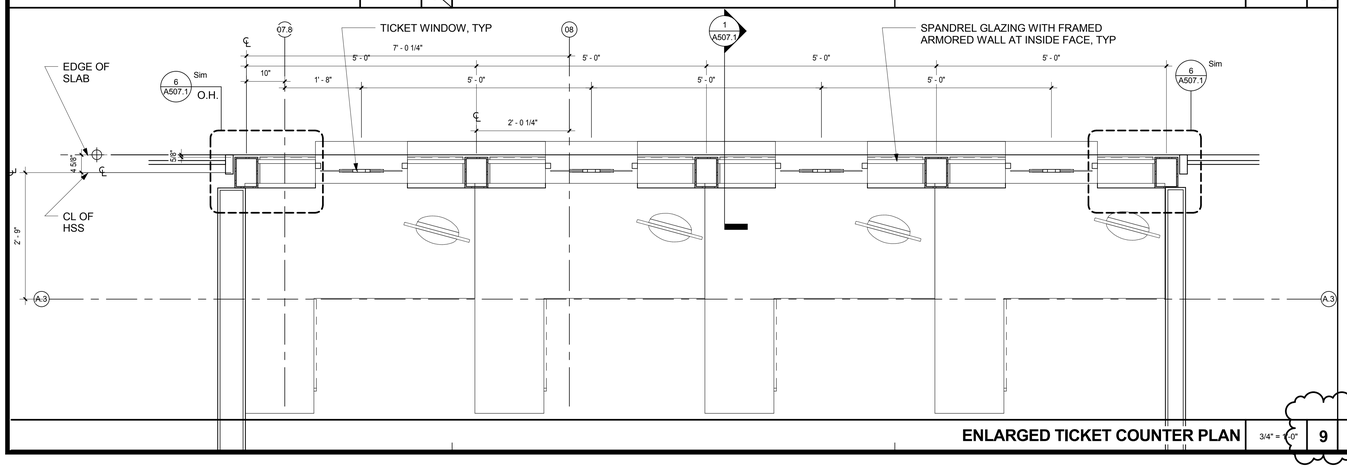

ENLARGED TICKET COUNTER PLAN | 3/4" = 1'-0" | 9

STOREFRONT DOOR WALL SECTION | 1" = 1'-0" | 2

TICKET WINDOW WALL SECTION | 1" = 1'-0" | 1

CALIFORNIA BAPTIST UNIVERSITY

EVENTS CENTER

8431 DIANA AVENUE, RIVERSIDE, CA

-

LICENSED ARCHITECT
ROBERT M. SIMONS
No. C-18301
Jan. 31, 2017
STATE OF CALIFORNIA

REVISIONS:

	DESCRIPTION	DATE
6	ASI 006	5-31-16

DATE ISSUED: 01/22/2016

SVA PROJECT NO: 2014-40129

SCALE: As indicated

SHEET NUMBER: A507.1

SHEET TITLE:

STOREFRONT AND WINDOW DETAILS

3 MACARTHUR PLACE, SUITE 850 SANTA ANA, CA 92707
T 949.809.3380 WWW.SVA-ARCHITECTS.COM

THIS DOCUMENT CONTAINS INFORMATION PROPRIETARY TO SVA ARCHITECTS INC. AND IS INTENDED FOR USE ONLY BY THE CLIENT TO WHOM IT IS ADDRESSED FOR EVALUATION, BIDDING OR REVIEW. THIS DOCUMENT OR ITS CONTENTS MAY NOT BE USED FOR ANY OTHER PURPOSE AND MAY NOT BE REPRODUCED OR DISCLOSED TO OTHERS WITHOUT THE PRIOR WRITTEN CONSENT OF SVA ARCHITECTS INC. ALL RIGHTS RESERVED, © COPYRIGHT 2015.

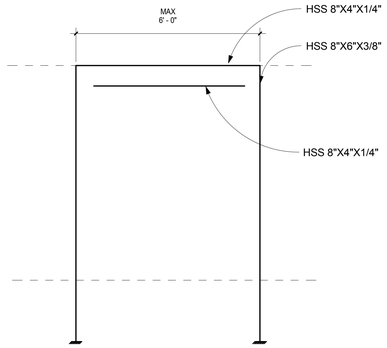

TICKET BOOT HEAD DETAIL ELEVATION 1/2" = 1'-0" **8**

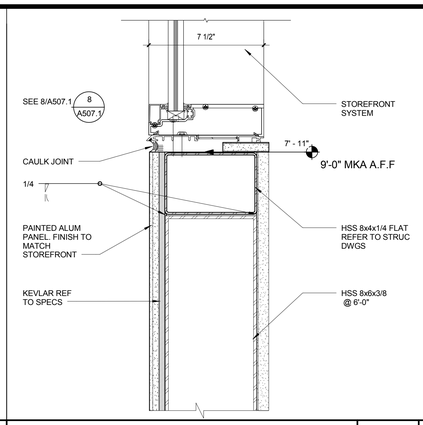

TICKET BOOTH HEAD DETAIL 3" = 1'-0" **4**

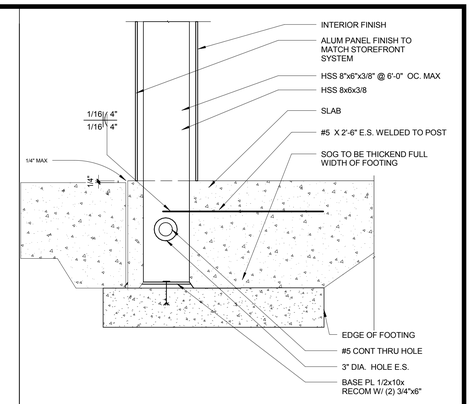

STOREFRONT FOUNDATION DETAIL 1 1/2" = 1'-0" **3**

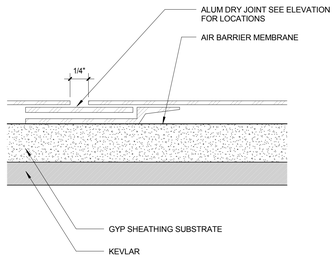

ALUMINUM ATTACHMMENT DETAIL 12" = 1'-0" **7**

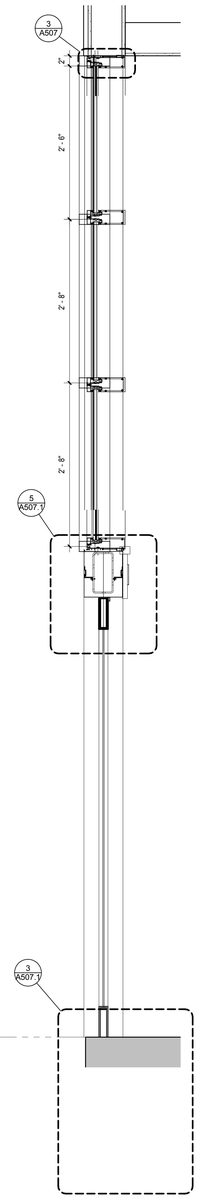

STOREFRONT DOOR WALL SECTION 1" = 1'-0" **2**

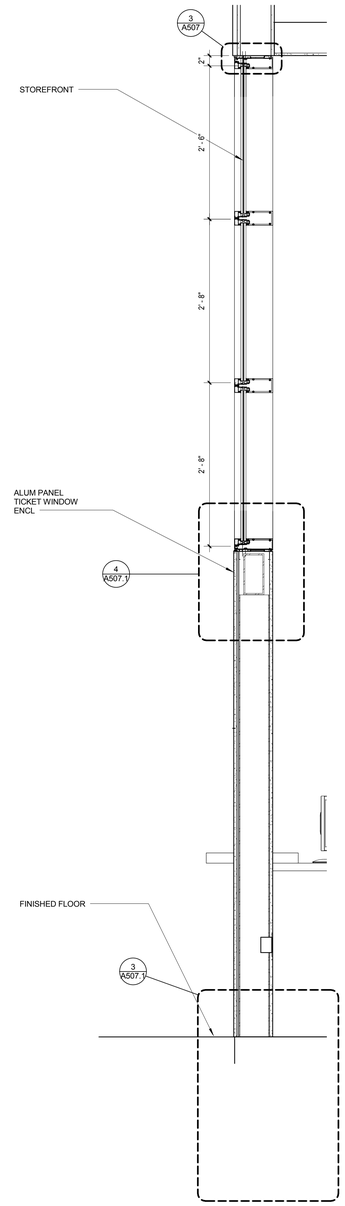

TICKET WINDOW WALL SECTION 1" = 1'-0" **1**

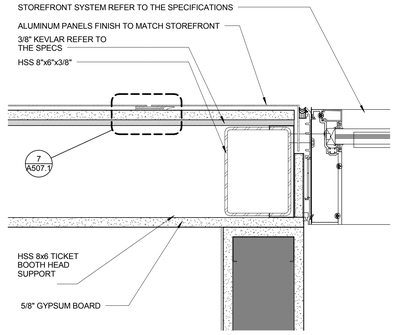

STOREFRONT JAMB 3" = 1'-0" **6**

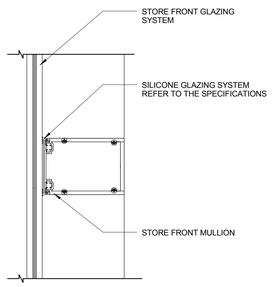

MAIN ENTRY MULLION DETAIL 3" = 1'-0" **10**

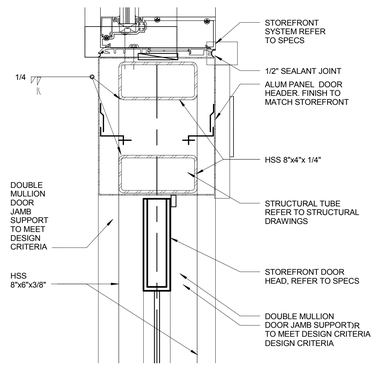

STOREFRONT DOOR HEADER 3" = 1'-0" **5**

CALIFORNIA BAPTIST UNIVERSITY

EVENTS CENTER

8431 DIANA AVENUE, RIVERSIDE, CA

ISSUE FOR CONSTRUCTION 01-22-2016

LICENSED ARCHITECT ROBERT M. SIMONS No. C-18301 Jan. 31, 2017 STATE OF CALIFORNIA

REVISIONS:

	DESCRIPTION	DATE
1		
2		
3		
4		
5		
6		
7		
8		
9		
10		
11		
12		

DATE ISSUED: 01/22/2016

SVA PROJECT NO: 2014-40129

SCALE: As indicated

SHEET NUMBER: A507.1

SHEET TITLE:

STOREFRONT AND WINDOW DETAILS

ARCHITECTS

3 MACARTHUR PLACE, SUITE 850 SANTA ANA, CA 92707

T 949.809.3380 WWW.SVA-ARCHITECTS.COM

THIS DOCUMENT CONTAINS INFORMATION PROPRIETARY TO SVA ARCHITECTS INC. AND IS FURNISHED IN CONFIDENCE FOR THE LIMITED PURPOSE OF EVALUATION, BIDDING OR REVIEW. THIS DOCUMENT OR ITS CONTENTS MAY NOT BE USED FOR ANY OTHER PURPOSE AND MAY NOT BE REPRODUCED OR DISCLOSED TO OTHERS WITHOUT THE PRIOR WRITTEN CONSENT OF SVA ARCHITECTS INC. ALL RIGHTS RESERVED, © COPYRIGHT 2015.

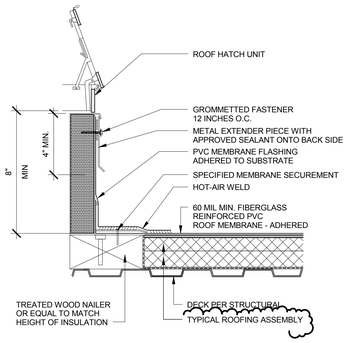

ROOF HATCH FLASHING 3" = 1'-0" **23**

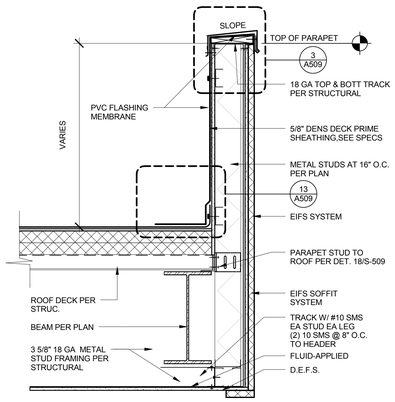

PARAPET AT OPENING 1" = 1'-0" **18**

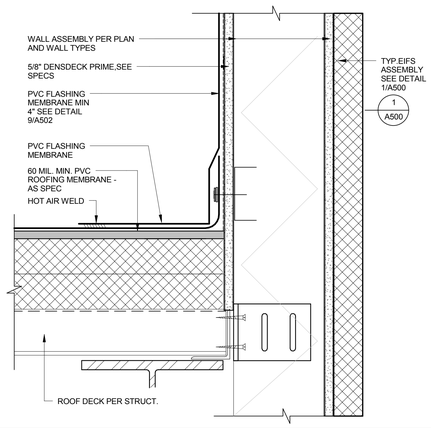

BASE FLASHING @ PARAPET 3" = 1'-0" **13**

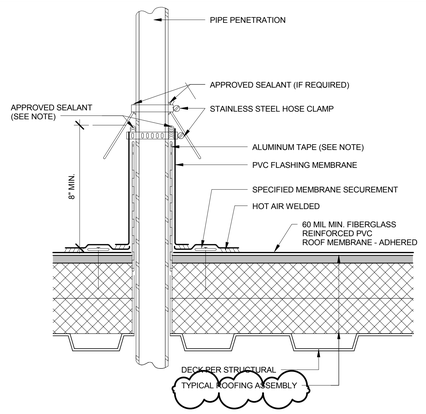

PIPE PENETRATION FLASHING 3" = 1'-0" **8**

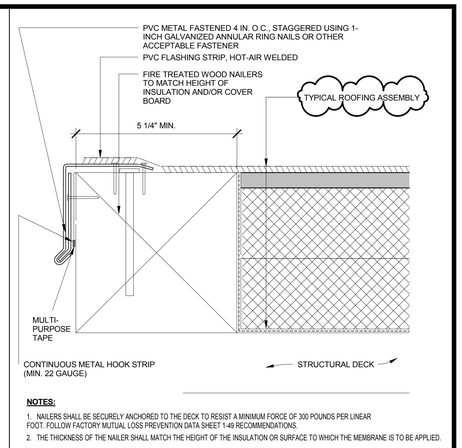

NOTES:

1. NAILERS SHALL BE SECURELY ANCHORED TO THE DECK TO RESIST A MINIMUM FORCE OF 300 POUNDS PER LINEAR FOOT. FOLLOW FACTORY MUTUAL LOSS PREVENTION DATA SHEET 1-49 RECOMMENDATIONS.
2. THE THICKNESS OF THE NAILER SHALL MATCH THE HEIGHT OF THE INSULATION OR SURFACE TO WHICH THE MEMBRANE IS TO BE APPLIED.

ROOF FLASHING 6" = 1'-0" **4**

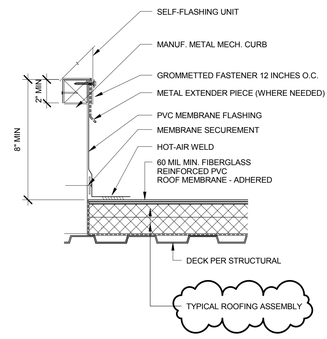

EXHAUST FAN FLASHING 3" = 1'-0" **22**

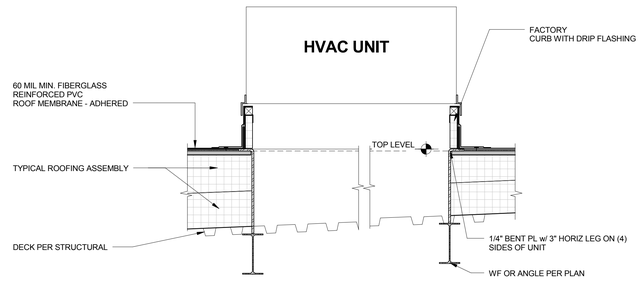

NOTES:

1. ALL MEMBERS AND CONNECTIONS REQUIRED FOR GRAVITY AND SEISMIC & WIND RESTRAINT OF MECHANICAL EQUIPMENT BY MECHANICAL CONTRACTOR.
2. MECHANICAL CONTRACTOR TO PROVIDE ALL DIMENSIONS TO BEAMS AND BENT PLATES.

MECHANICAL UNIT ON METAL DECK ROOF 1" = 1'-0" **12**

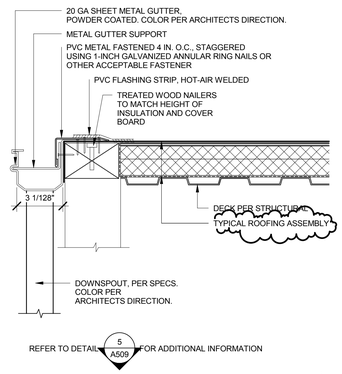

GUTTER 3" = 1'-0" **7**

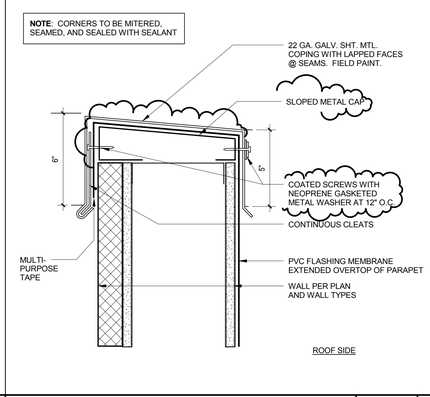

PARAPET COPING 3" = 1'-0" **3**

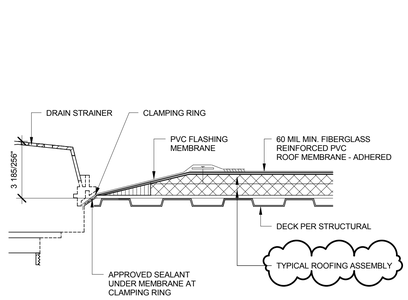

CLAMPING RING DRAIN 3" = 1'-0" **21**

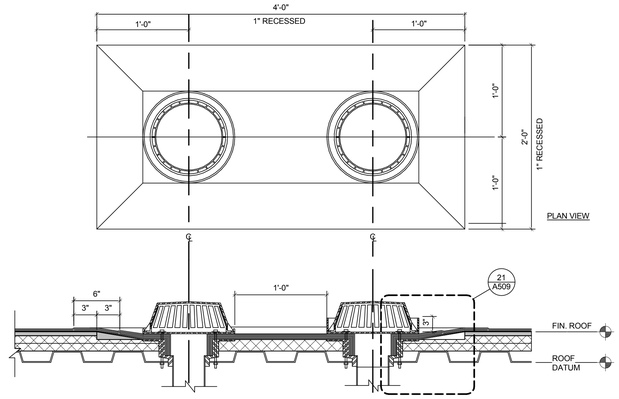

ROOF DRAIN DETAIL 1 1/2" = 1'-0" **11**

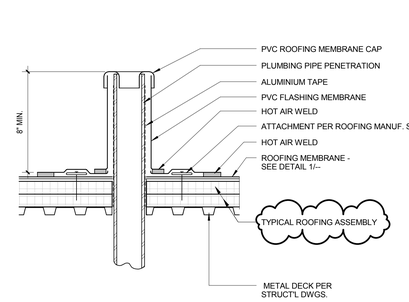

PROVIDE COMPLETE FLASHING COMPONENTS PER SELECTED ROOFING SYSTEM.
SEE SPECIFICATION SECTION 075419

PLUMB'G VENT PENETRATION 1" = 1'-0" **6**

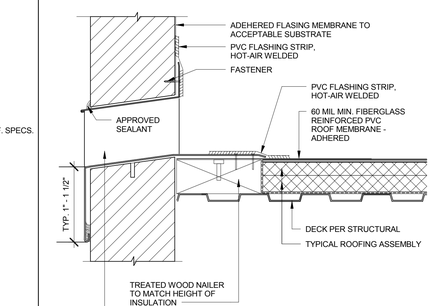

NOTES:
1) NAILERS SHALL BE SECURELY ANCHORED TO THE DECK TO RESIST A FORCE OF 300 POUNDS PER LINEAL FOOT IN ANY DIRECTION.

SCUPPER DETAIL 3" = 1'-0" **2**

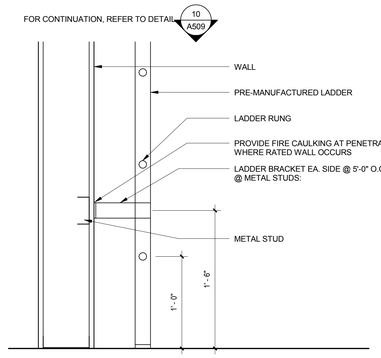

ACCESS LADDER 1 1/2" = 1'-0" **20**

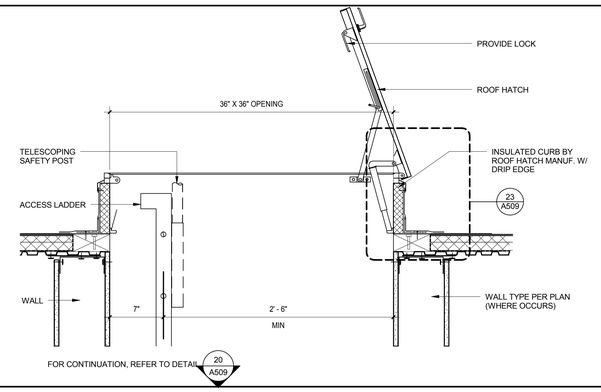

ROOF HATCH 1 1/2" = 1'-0" **10**

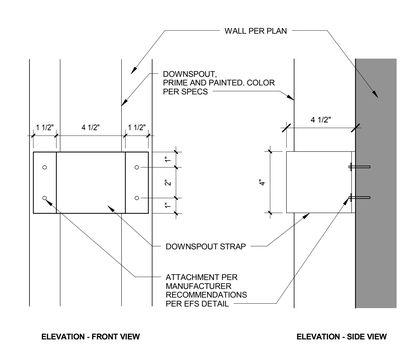

DOWNSPOUT CONNECTION 3" = 1'-0" **5**

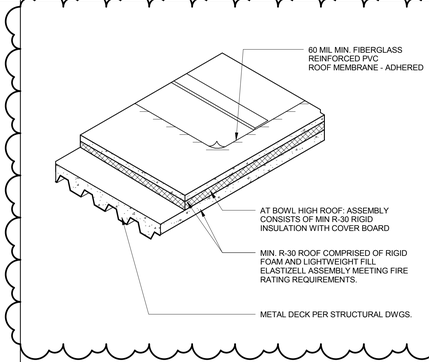

TYPICAL ROOFING ASSEMBLY 1" = 1'-0" **1**

CALIFORNIA BAPTIST UNIVERSITY

EVENTS CENTER

8431 DIANA AVENUE, RIVERSIDE, CA

cbu

-

LICENSED ARCHITECT
ROBERT M. SIMONS
No. C-18301
Jan. 31, 2017
STATE OF CALIFORNIA

REVISIONS:

	DESCRIPTION	DATE
13	ASI 34	7-26-16

DATE ISSUED: 01/22/2016

SVA PROJECT NO: 2014-40129

SCALE: As indicated

SHEET NUMBER: A509

SHEET TITLE:

TYPICAL ROOFING DETAILS

h+k SVA ARCHITECTS

3 MACARTHUR PLACE, SUITE 850 SANTA ANA, CA 92707
T 949.809.3380 WWW.SVA-ARCHITECTS.COM

THIS DOCUMENT CONTAINS INFORMATION PROPRIETARY TO SVA ARCHITECTS INC. AND IS FURNISHED IN CONFIDENCE FOR THE LIMITED PURPOSE OF EVALUATION, BIDDING OR REVIEW. THIS DOCUMENT OR ITS CONTENTS MAY NOT BE USED FOR ANY OTHER PURPOSE AND MAY NOT BE REPRODUCED OR DISCLOSED TO OTHERS WITHOUT THE PRIOR WRITTEN CONSENT OF SVA ARCHITECTS INC. ALL RIGHTS RESERVED. © COPYRIGHT 2015.

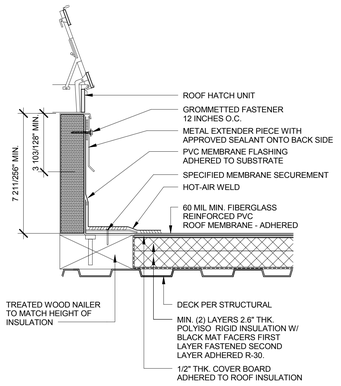

ROOF HATCH FLASHING | 3" = 1'-0" | 23

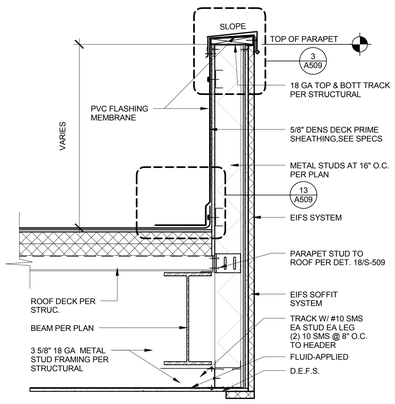

PARAPET AT OPENING | 1" = 1'-0" | 18

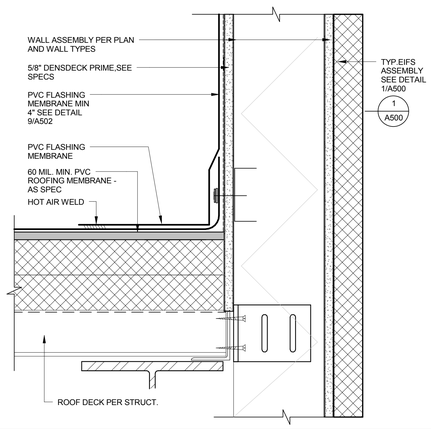

BASE FLASHING @ PARAPET | 3" = 1'-0" | 13

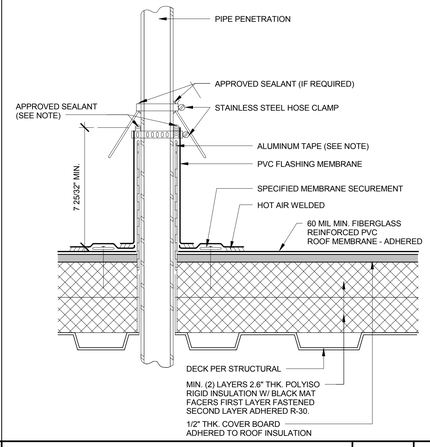

PIPE PENETRATION FLASHING | 3" = 1'-0" | 8

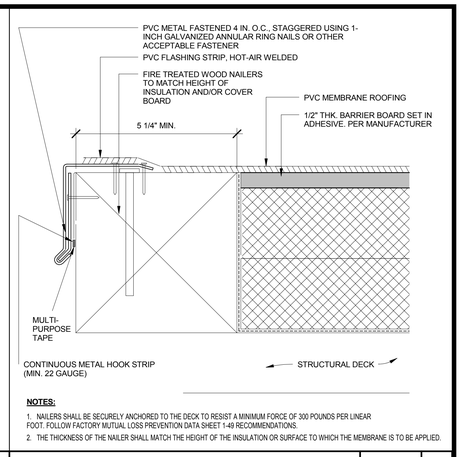

NOTES:

1. NAILERS SHALL BE SECURELY ANCHORED TO THE DECK TO RESIST A MINIMUM FORCE OF 300 POUNDS PER LINEAR FOOT. FOLLOW FACTORY MUTUAL LOSS PREVENTION DATA SHEET 1-49 RECOMMENDATIONS.
2. THE THICKNESS OF THE NAILER SHALL MATCH THE HEIGHT OF THE INSULATION OR SURFACE TO WHICH THE MEMBRANE IS TO BE APPLIED.

ROOF FLASHING | 6" = 1'-0" | 4

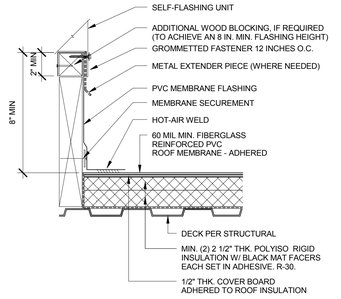

EXHAUST FAN FLASHING | 3" = 1'-0" | 22

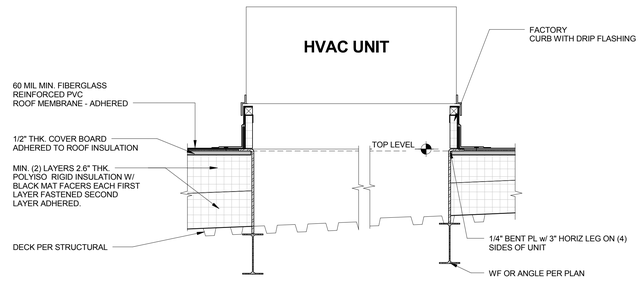

NOTES:

1. ALL MEMBERS AND CONNECTIONS REQUIRED FOR GRAVITY AND SEISMIC & WIND RESTRAINT OF MECHANICAL EQUIPMENT BY MECHANICAL CONTRACTOR.
2. MECHANICAL CONTRACTOR TO PROVIDE ALL DIMENSIONS TO BEAMS AND BENT PLATES.

MECHANICAL UNIT ON METAL DECK ROOF | 1" = 1'-0" | 12

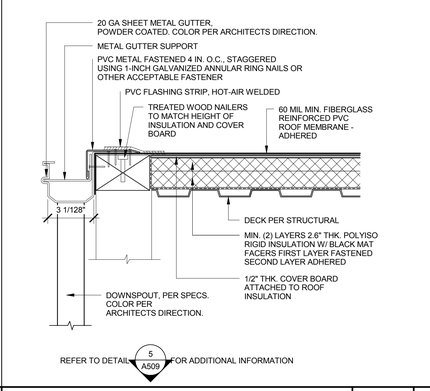

GUTTER | 3" = 1'-0" | 7

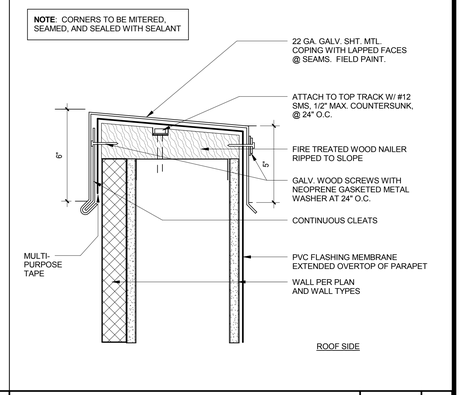

PARAPET COPING | 3" = 1'-0" | 3

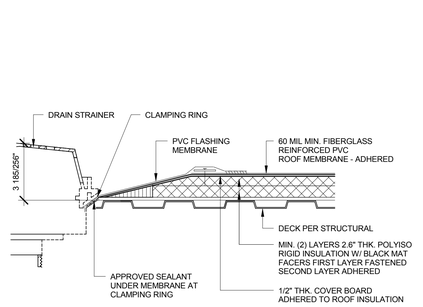

CLAMPING RING DRAIN | 3" = 1'-0" | 21

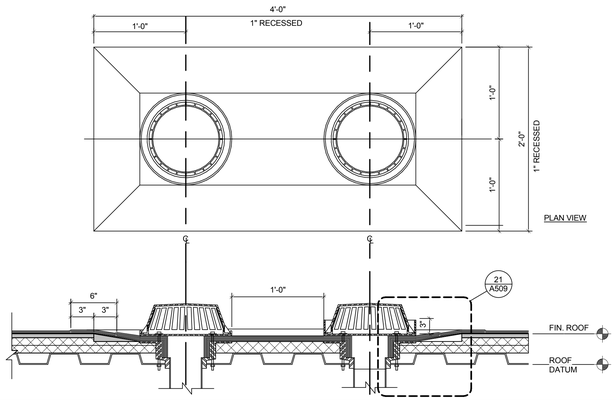

ROOF DRAIN DETAIL | 1 1/2" = 1'-0" | 11

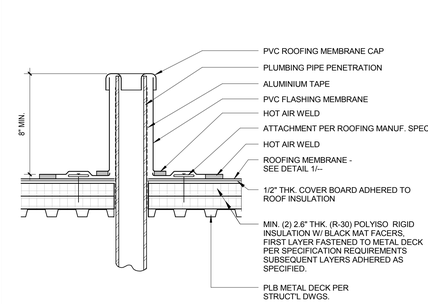

PROVIDE COMPLETE FLASHING COMPONENTS PER SELECTED ROOFING SYSTEM. SEE SPECIFICATION SECTION 075419

PLUMB'G VENT PENETRATION | 1" = 1'-0" | 6

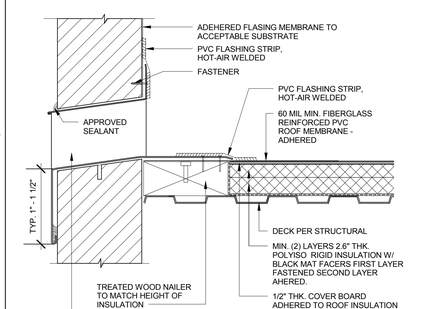

NOTES:
1) NAILERS SHALL BE SECURELY ANCHORED TO THE DECK TO RESIST A FORCE OF 300 POUNDS PER LINEAL FOOT IN ANY DIRECTION.

SCUPPER DETAIL | 3" = 1'-0" | 2

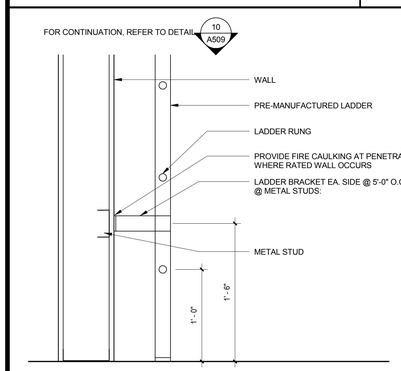

ACCESS LADDER | 1 1/2" = 1'-0" | 20

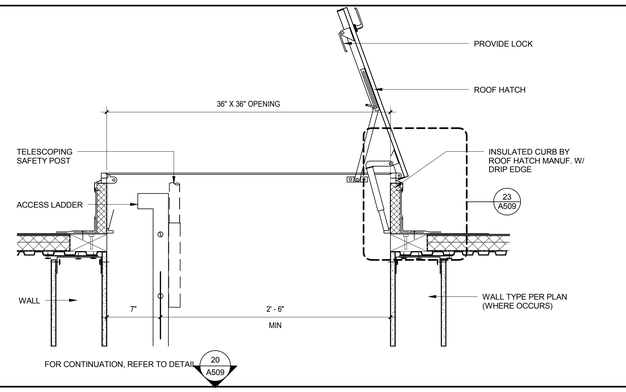

ROOF HATCH | 1 1/2" = 1'-0" | 10

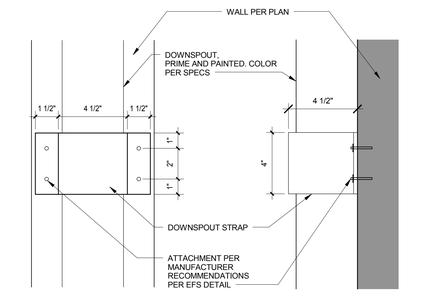

ELEVATION - FRONT VIEW **ELEVATION - SIDE VIEW**

DOWNSPOUT CONNECTION | 3" = 1'-0" | 5

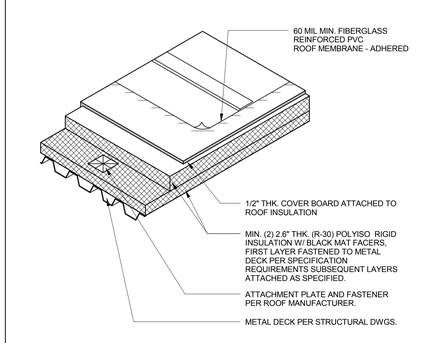

ROOF'G O/ DECK | 1" = 1'-0" | 1

CALIFORNIA BAPTIST UNIVERSITY
EVENTS CENTER
8431 DIANA AVENUE, RIVERSIDE, CA

ISSUE FOR CONSTRUCTION 01-22-2016

LICENSED ARCHITECT ROBERT M. SIMONS No. C-18301 Jan. 31, 2017 STATE OF CALIFORNIA

REVISIONS:

	DESCRIPTION	DATE
1		
2		
3		
4		
5		
6		
7		
8		
9		
10		
11		
12		

DATE ISSUED: 01/22/2016
SVA PROJECT NO: 2014-40129
SCALE: As indicated
SHEET NUMBER: A509
SHEET TITLE:

TYPICAL ROOFING DETAILS

ARCHITECTS
3 MACARTHUR PLACE, SUITE 850 SANTA ANA, CA 92707
T 949.809.3380 WWW.SVA-ARCHITECTS.COM

THIS DOCUMENT CONTAINS INFORMATION PROPRIETARY TO SVA ARCHITECTS INC. AND IS FURNISHED IN CONFIDENCE FOR THE LIMITED PURPOSE OF EVALUATION, BIDDING OR REVIEW. THIS DOCUMENT OR ITS CONTENTS MAY NOT BE USED FOR ANY OTHER PURPOSE AND MAY NOT BE REPRODUCED OR DISCLOSED TO OTHERS WITHOUT THE PRIOR WRITTEN CONSENT OF SVA ARCHITECTS INC. ALL RIGHTS RESERVED. © COPYRIGHT 2015.

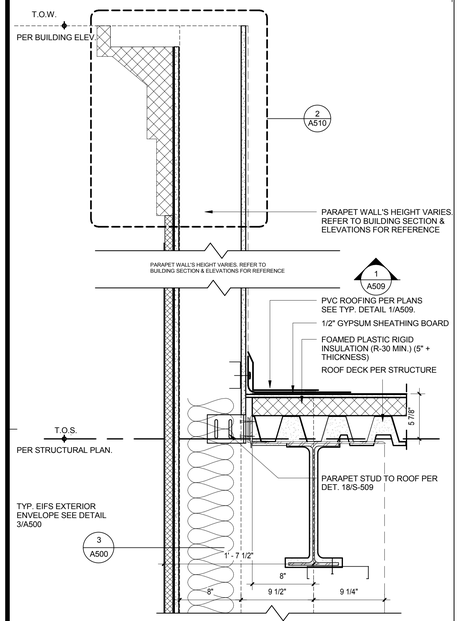

PARAPET WALL@NORTH-MEZ LEVEL | 1 1/2" = 1'-0" | 20

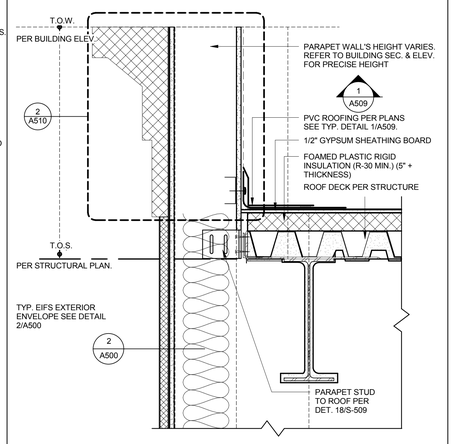

PARAPET WALL@NORTH-MEZ ROOF | 1 1/2" = 1'-0" | 16

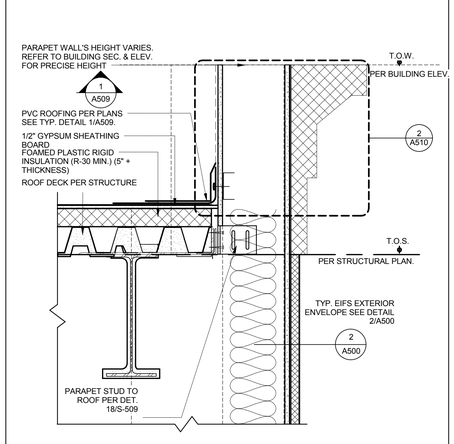

PARAPET WALL@ HIGHROOF | 1 1/2" = 1'-0" | 12

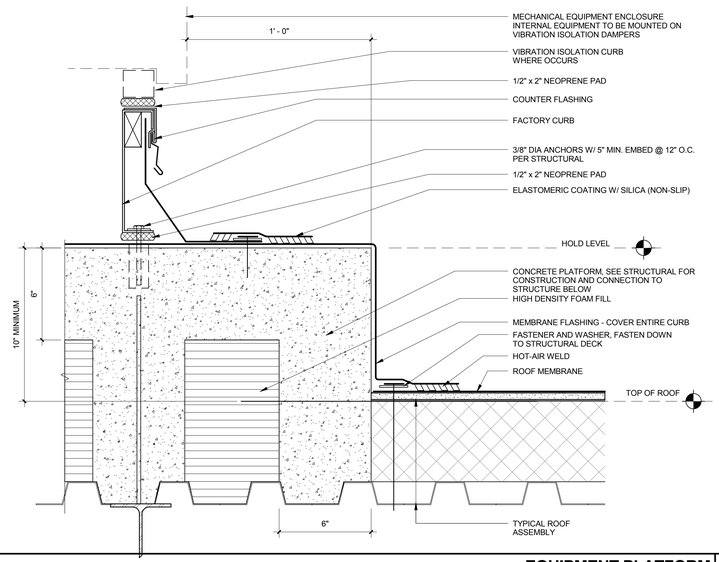

EQUIPMENT PLATFORM | 3" = 1'-0" | 4

NOTES:

1. NAILERS SHALL BE SECURELY ANCHORED TO THE DECK TO RESIST A MINIMUM FORCE OF 300 POUNDS PER LINEAR FOOT. FOLLOW FACTORY MUTUAL LOSS PREVENTION DATA SHEET 1-49 RECOMMENDATIONS.
2. THE THICKNESS OF THE NAILER SHALL MATCH THE HEIGHT OF THE INSULATION OR SURFACE TO WHICH THE MEMBRANE IS TO BE APPLIED.

THRU-WALL SCUPPER AND DOWNSPOUT | 3" = 1'-0" | 15

FALL ARREST ANCHOR AT ROOF | 3" = 1'-0" | 3

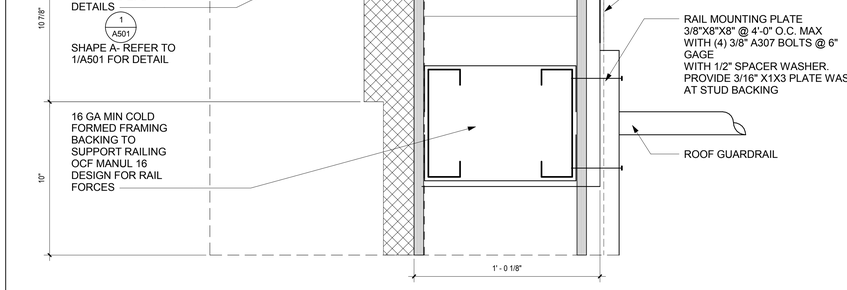

PARAPET FRAMED WALLS | 3" = 1'-0" | 2

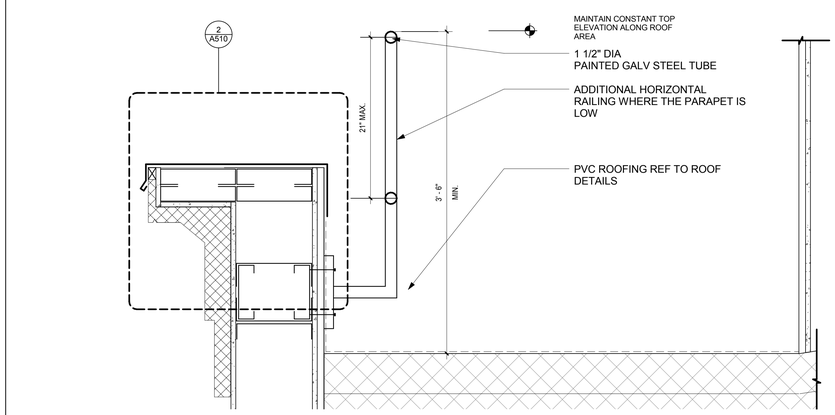

PARAPET HANDRAIL | 1 1/2" = 1'-0" | 1

PARAPET @ HIGH-ROOF | 3" = 1'-0" | 14

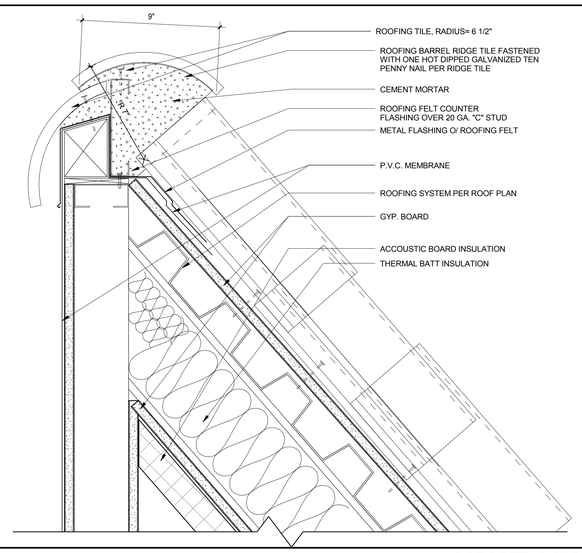

PARAPET @ HIGH-ROOF | 3" = 1'-0" | 14

CALIFORNIA BAPTIST UNIVERSITY

EVENTS CENTER

8431 DIANA AVENUE, RIVERSIDE, CA

ISSUE FOR CONSTRUCTION 01-22-2016

LICENSED ARCHITECT ROBERT M. SIMONDS No. C-18301 Jan. 31, 2017 STATE OF CALIFORNIA

REVISIONS:

	DESCRIPTION	DATE

DATE ISSUED: 01/22/2016

SVA PROJECT NO: 2014-40129

SCALE: As indicated

SHEET NUMBER: A510

SHEET TITLE:

ROOF DETAILS @ PARAPET WALL

SVA ARCHITECTS
3 MACARTHUR PLACE, SUITE 850 SANTA ANA, CA 92707
T 949.809.3380 WWW.SVA-ARCHITECTS.COM

THIS DOCUMENT CONTAINS INFORMATION PROPRIETARY TO SVA ARCHITECTS INC. DOCUMENT CONTENTS ARE PROTECTED BY COPYRIGHT AND ARE FOR EVALUATION, BIDDING OR REVIEW. THIS DOCUMENT OR ITS CONTENTS MAY NOT BE USED FOR ANY OTHER PURPOSE AND MAY NOT BE REPRODUCED OR DISCLOSED TO OTHERS WITHOUT THE PRIOR WRITTEN CONSENT OF SVA ARCHITECTS INC. ALL RIGHTS RESERVED, © COPYRIGHT 2015.

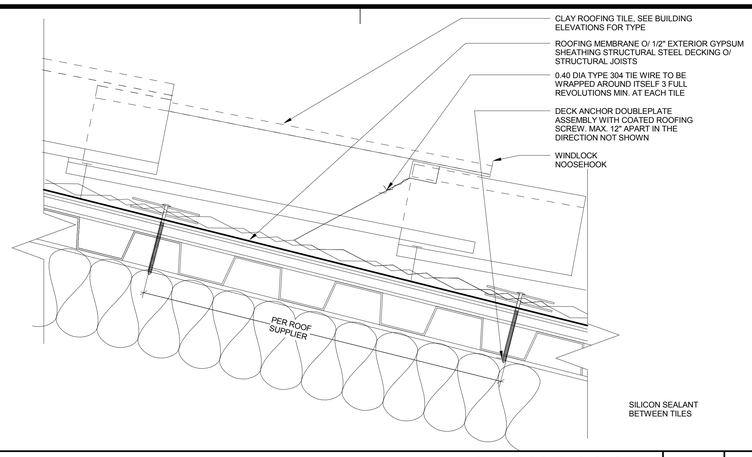

TILE ROOFING SYSTEM 3" = 1'-0" **16**

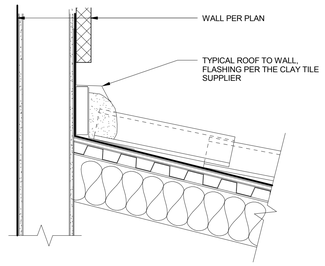

TILE ROOF TOP TERMINATION DETAIL 1 1/2" = 1'-0" **12**

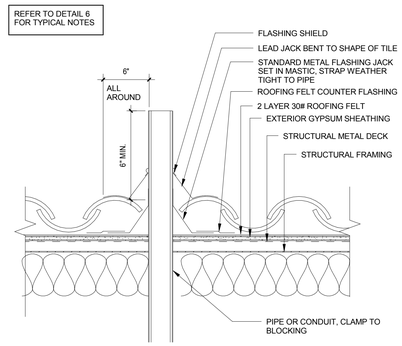

PIPE PENETRATION AT TILE ROOF 1 1/2" = 1'-0" **8**

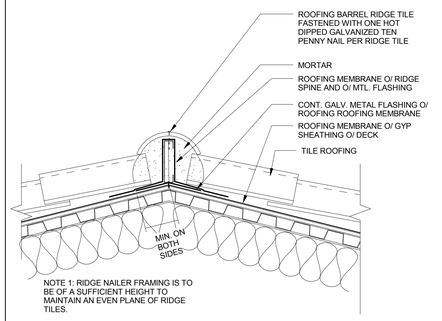

HIP/RIDGE 1 1/2" = 1'-0" **4**

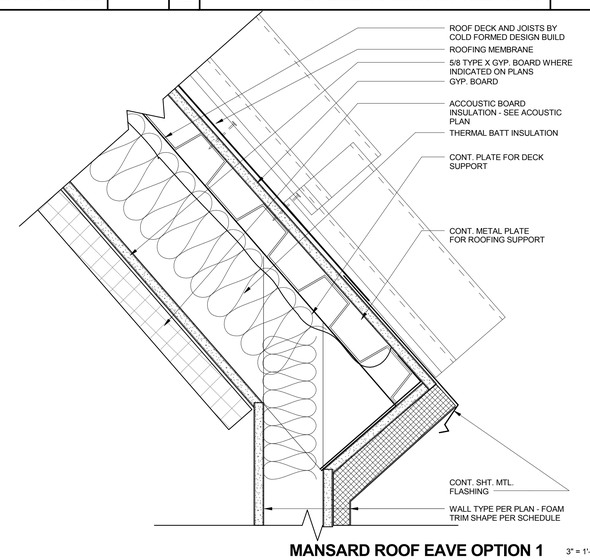

MANSARD ROOF EAVE OPTION 1 3" = 1'-0" **7**

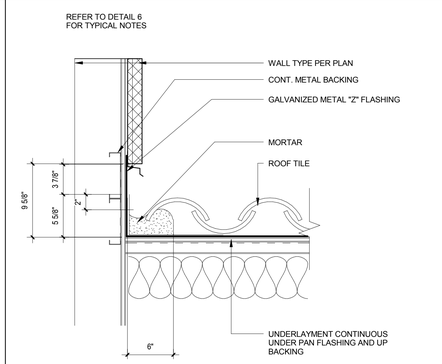

TILE ROOF @ WALL 1 1/2" = 1'-0" **3**

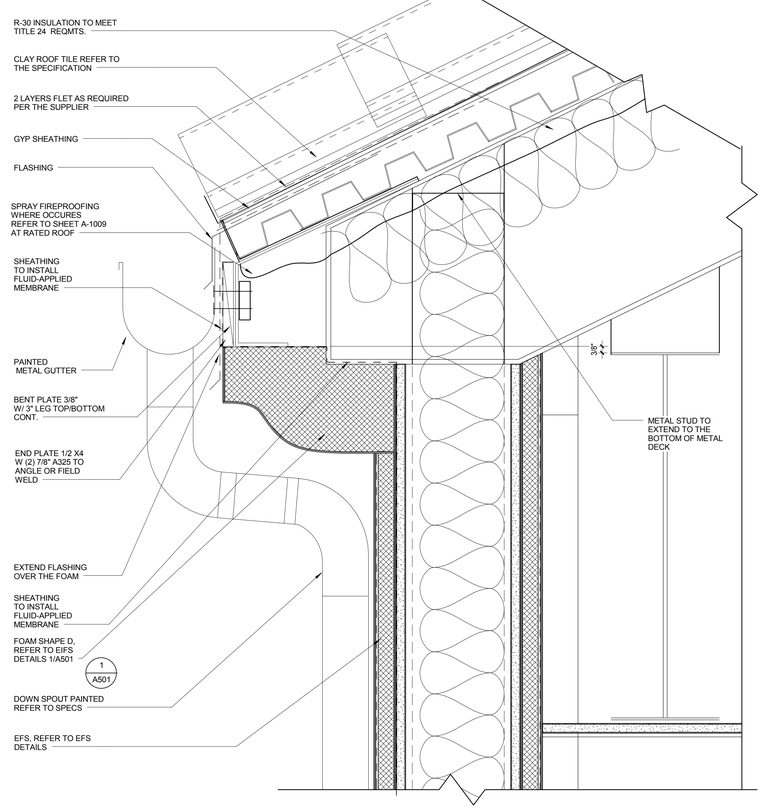

GUTTER @ CORNICE 3" = 1'-0" **13**

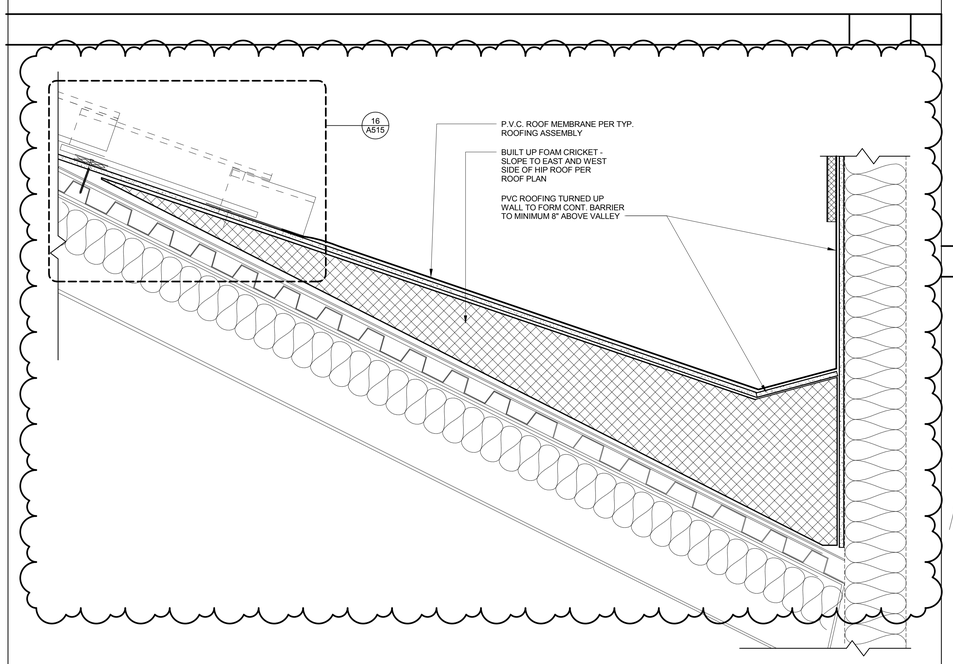

ROOF GUTTER @CATWALK-ROOF 1 1/2" = 1'-0" **5**

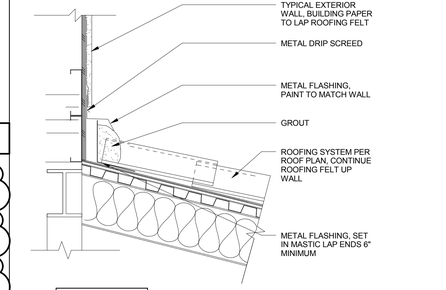

ROOF TO WALL 1 1/2" = 1'-0" **2**

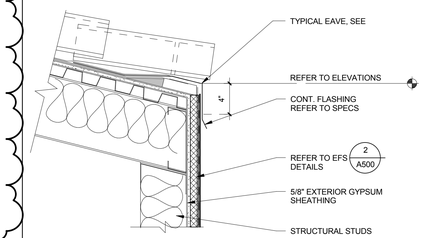

EAVE DETAIL 2 1 1/2" = 1'-0" **1**

CALIFORNIA BAPTIST UNIVERSITY

EVENTS CENTER

8431 DIANA AVENUE, RIVERSIDE, CA

cbu

-

LICENSED ARCHITECT ROBERT M. SIMONS No. C-18301 Jan. 31, 2017 STATE OF CALIFORNIA

REVISIONS:

	DESCRIPTION	DATE
13	ASI 34	7-26-16

DATE ISSUED: 01/22/2016

SVA PROJECT NO: 2014-40129

SCALE: As indicated

SHEET NUMBER: A515

SHEET TITLE:

TILE ROOFING DETAILS

h+k SVA ARCHITECTS

3 MACARTHUR PLACE, SUITE 850 SANTA ANA, CA 92707

T 949.809.3380 WWW.SVA-ARCHITECTS.COM

THIS DOCUMENT CONTAINS INFORMATION PROPRIETARY TO SVA ARCHITECTS INC. AND IS FURNISHED IN CONFIDENCE FOR THE LIMITED PURPOSE OF EVALUATION, BIDDING OR REVIEW. THIS DOCUMENT OR ITS CONTENTS MAY NOT BE USED FOR ANY OTHER PURPOSE AND MAY NOT BE REPRODUCED OR DISCLOSED TO OTHERS WITHOUT THE PRIOR WRITTEN CONSENT OF SVA ARCHITECTS INC. ALL RIGHTS RESERVED. © COPYRIGHT 2015.

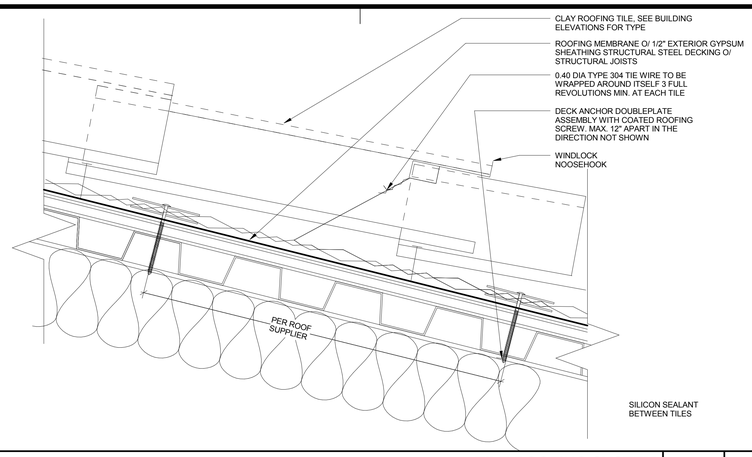

TILE ROOFING SYSTEM 3" = 1'-0" **16**

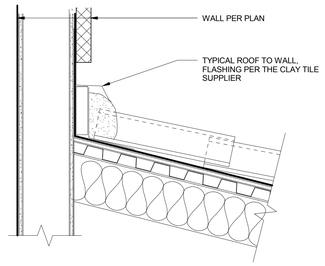

TILE ROOF TOP TERMINATION DETAIL 1 1/2" = 1'-0" **12**

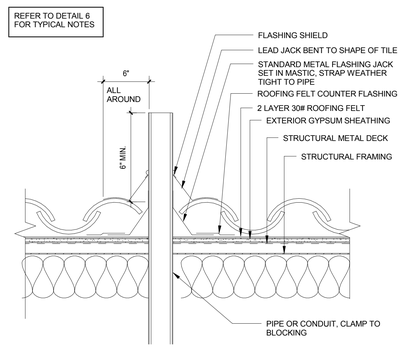

PIPE PENETRATION AT TILE ROOF 1 1/2" = 1'-0" **8**

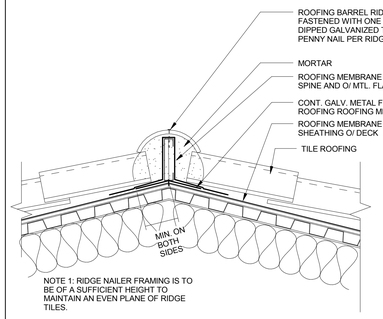

HIP/RIDGE 1 1/2" = 1'-0" **4**

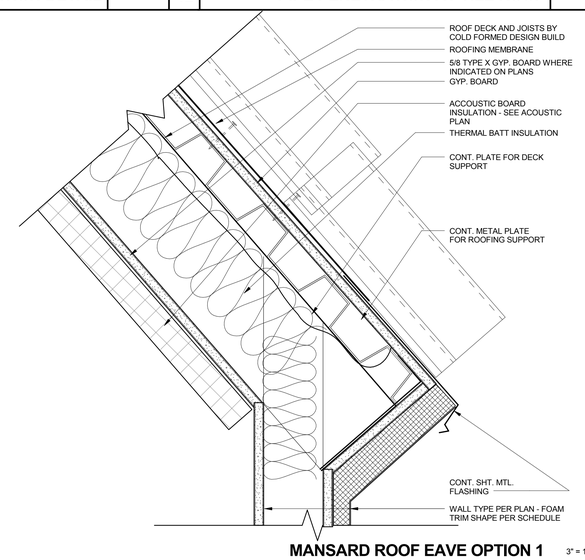

MANSARD ROOF EAVE OPTION 1 3" = 1'-0" **7**

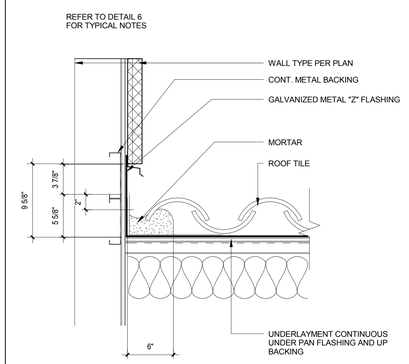

TILE ROOF @ WALL 1 1/2" = 1'-0" **3**

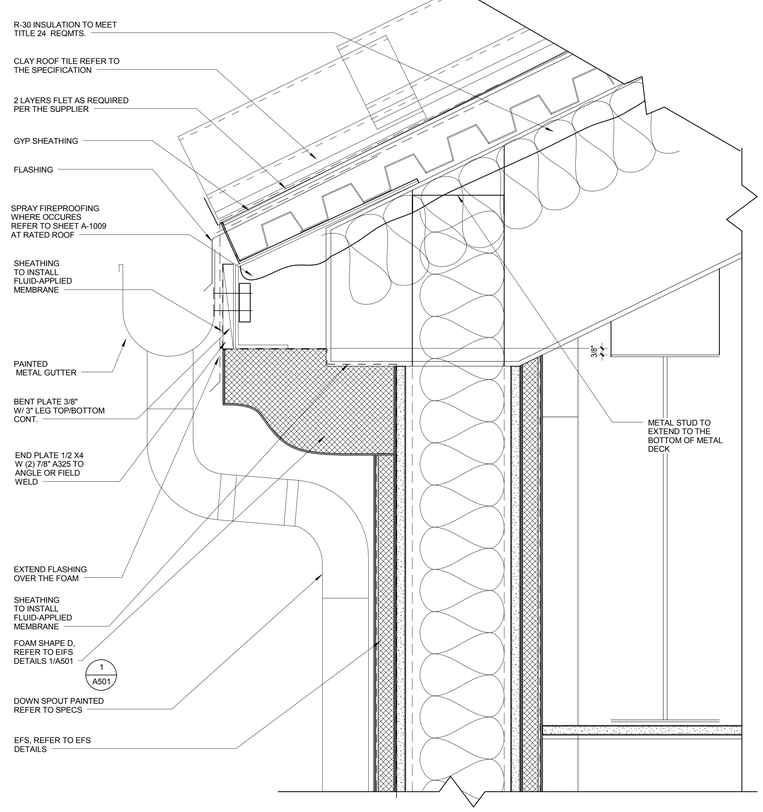

GUTTER @ CORNICE 3" = 1'-0" **13**

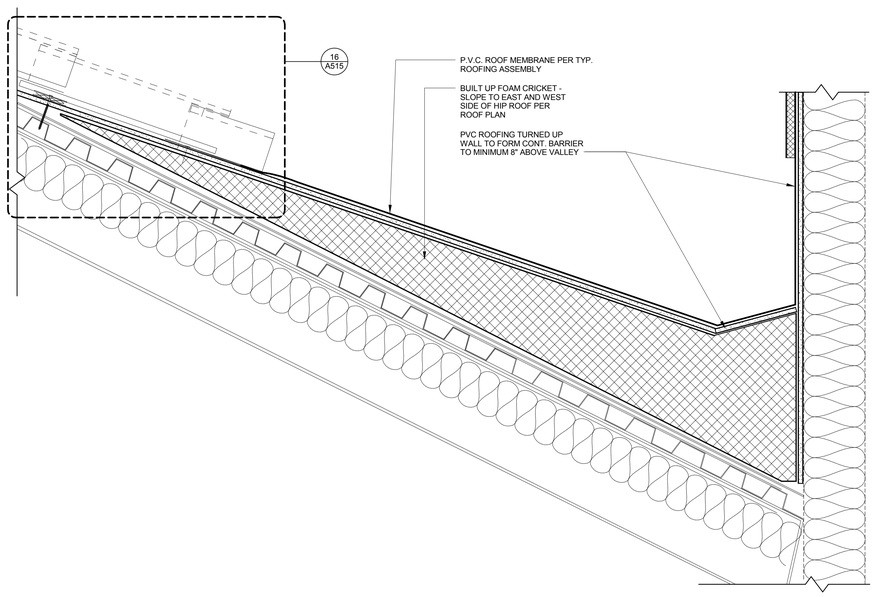

ROOF GUTTER @CATWALK-ROOF 1 1/2" = 1'-0" **5**

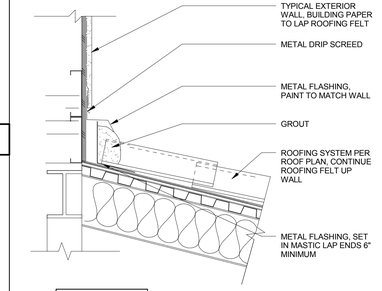

ROOF TO WALL 1 1/2" = 1'-0" **2**

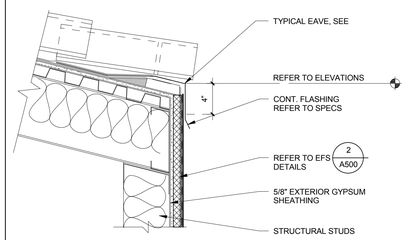

EAVE DETAIL 2 1 1/2" = 1'-0" **1**

CALIFORNIA BAPTIST UNIVERSITY

EVENTS CENTER

8431 DIANA AVENUE, RIVERSIDE, CA

ISSUE FOR CONSTRUCTION 01-22-2016

LICENSED ARCHITECT ROBERT M. SIMONS No. C-18301 Jan. 31, 2017 STATE OF CALIFORNIA

REVISIONS:

	DESCRIPTION	DATE

DATE ISSUED: 01/22/2016

SVA PROJECT NO: 2014-40129

SCALE: As indicated

SHEET NUMBER: A515

SHEET TITLE:

TILE ROOFING DETAILS

3 MACARTHUR PLACE, SUITE 850 SANTA ANA, CA 92707
T 949.809.3380 WWW.SVA-ARCHITECTS.COM

THIS DOCUMENT CONTAINS INFORMATION PROPRIETARY TO SVA ARCHITECTS INC. AND IS FURNISHED IN CONFIDENCE FOR THE LIMITED PURPOSE OF EVALUATION, BIDDING OR REVIEW. THIS DOCUMENT OR ITS CONTENTS MAY NOT BE USED FOR ANY OTHER PURPOSE AND MAY NOT BE REPRODUCED OR DISCLOSED TO OTHERS WITHOUT THE PRIOR WRITTEN CONSENT OF SVA ARCHITECTS INC. ALL RIGHTS RESERVED. © COPYRIGHT 2015.

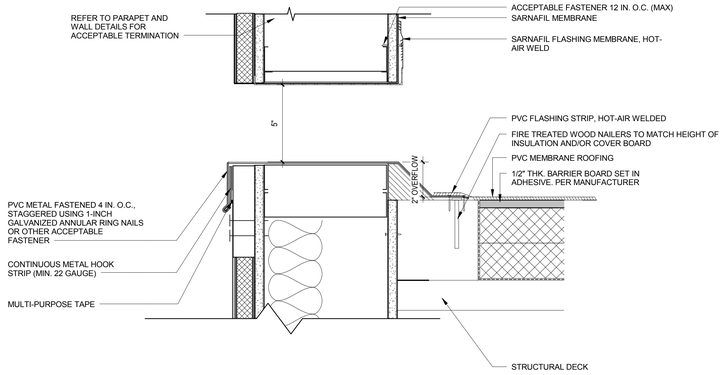

SCUPPER-OVERFLOW 3" = 1'-0" **2**

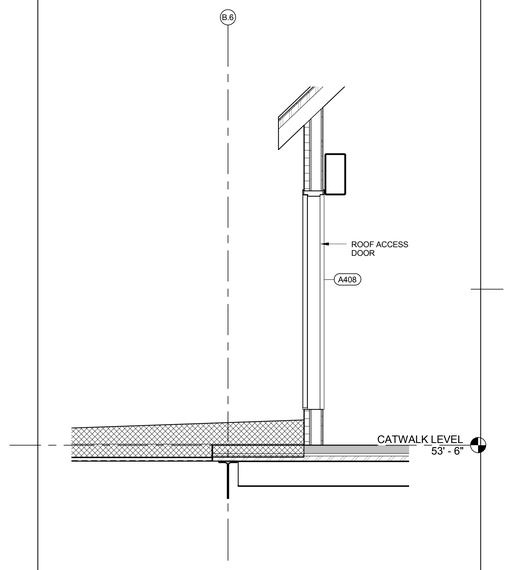

Section 173 1/2" = 1'-0" **9**

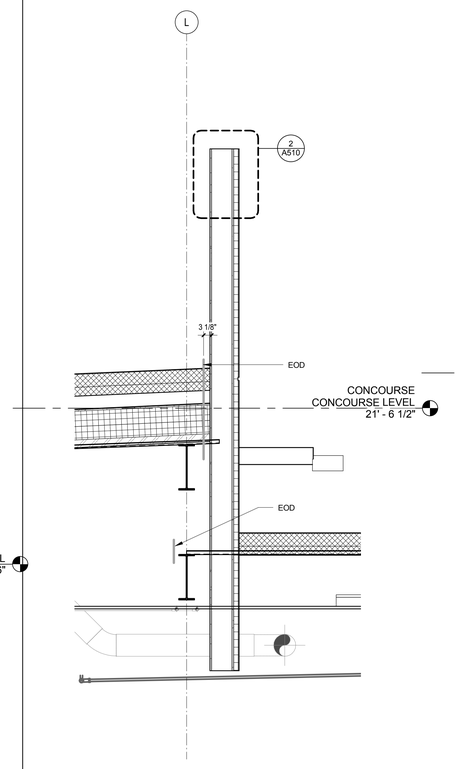

SECTION AT L LINE ROOF TRANSITION 1/2" = 1'-0" **5**

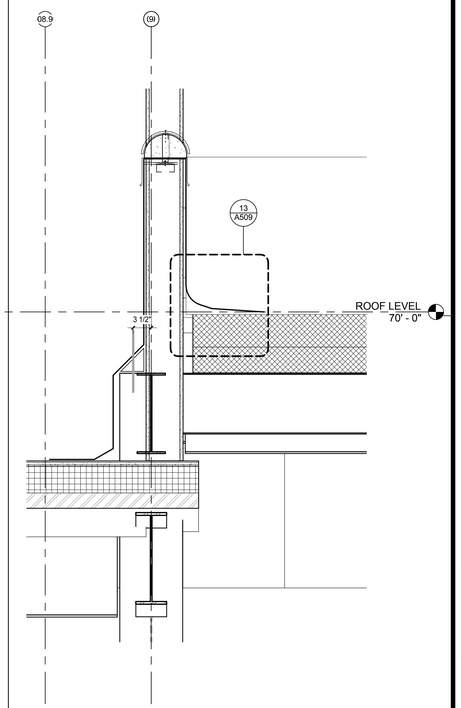

DETAIL SECTION AT GL 9 ROOF LEVEL 1" = 1'-0" **1**

CALIFORNIA BAPTIST UNIVERSITY
EVENTS CENTER
8431 DIANA AVENUE, RIVERSIDE, CA

ISSUE FOR CONSTRUCTION
01-22-2016

LICENSED ARCHITECT
ROBERT M. SIMONS
No. C-18301
Jan. 31, 2017
STATE OF CALIFORNIA

REVISIONS:

	DESCRIPTION	DATE
1		
2		
3		
4		
5		
6		
7		
8		
9		
10		
11		
12		

DATE ISSUED: 01/22/2016
SVA PROJECT NO: 2014-40129
SCALE: As indicated

SHEET NUMBER: A520
SHEET TITLE:

EXTERIOR DETAILS

ARCHITECTS
3 MACARTHUR PLACE, SUITE 850 SANTA ANA, CA 92707
T 949.809.3380 WWW.SVA-ARCHITECTS.COM

THIS DOCUMENT CONTAINS INFORMATION PROPRIETARY TO SVA ARCHITECTS INC., AND IS FURNISHED IN CONFIDENCE FOR THE LIMITED PURPOSE OF EVALUATION, BIDDING OR REVIEW. THIS DOCUMENT OR ITS CONTENTS MAY NOT BE USED FOR ANY OTHER PURPOSE AND MAY NOT BE REPRODUCED OR DISCLOSED TO OTHERS WITHOUT THE PRIOR WRITTEN CONSENT OF SVA ARCHITECTS INC. ALL RIGHTS RESERVED. © COPYRIGHT 2015.

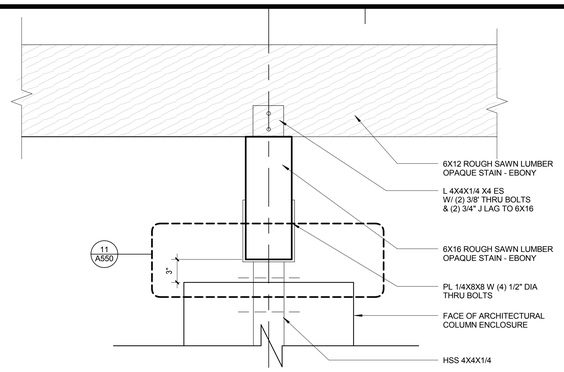

TOP OF TRELLIS SUPPORT COLUMN | 1 1/2" = 1'-0" | **15**

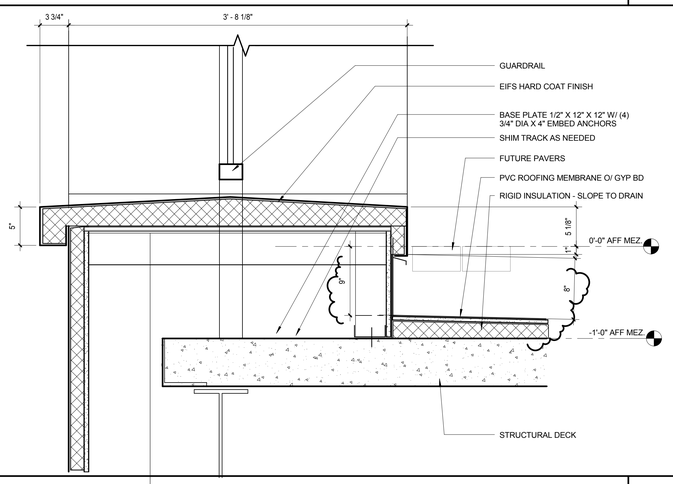

BASE OF TERRACE KICK | 1 1/2" = 1'-0" | **14**

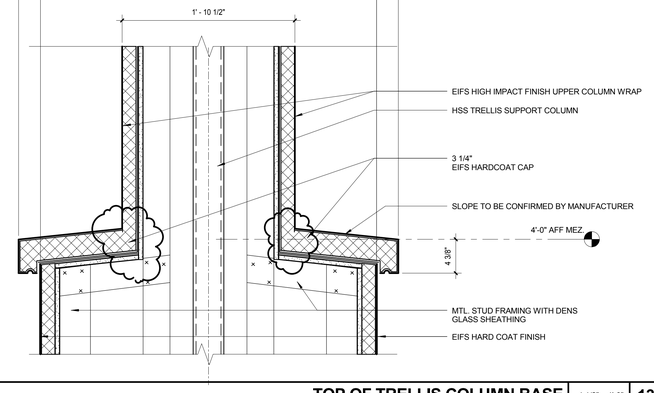

TOP OF TRELLIS COLUMN BASE | 1 1/2" = 1'-0" | **13**

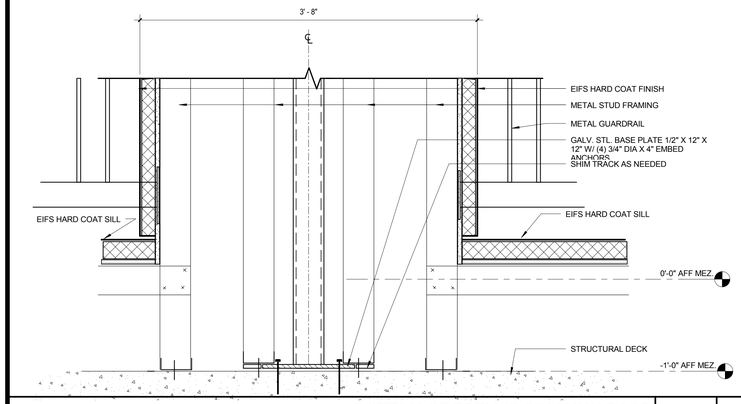

BOTTOM OF TRELLIS COLLUMN BASE | 1 1/2" = 1'-0" | **12**

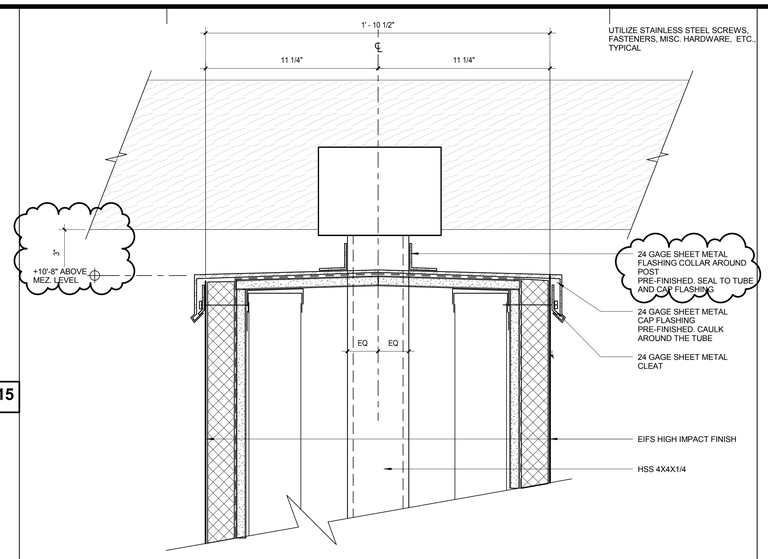

TOP OF TRELLIS SUPPORT COLUMN DETAIL Copy 1 | 3" = 1'-0" | **11**

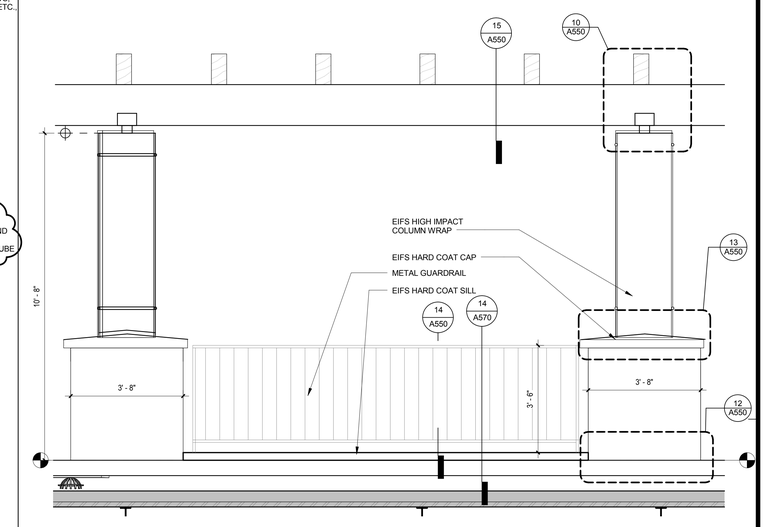

TRELLIS ELEVATION | 1/2" = 1'-0" | **4**

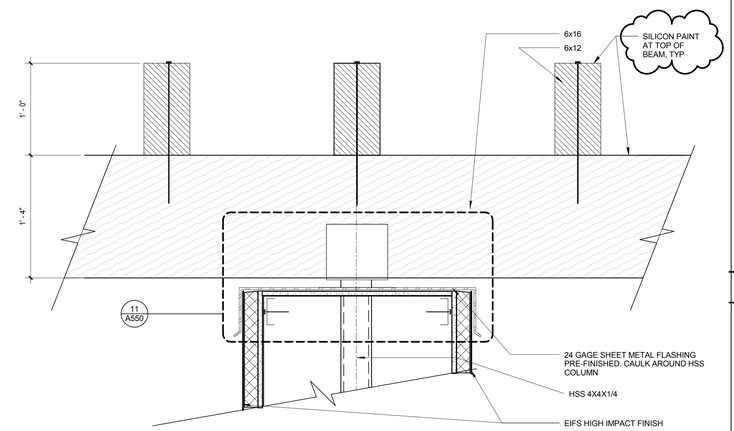

TOP OF TRELLIS SUPPORT COLUMN DETAIL | 1 1/2" = 1'-0" | **10**

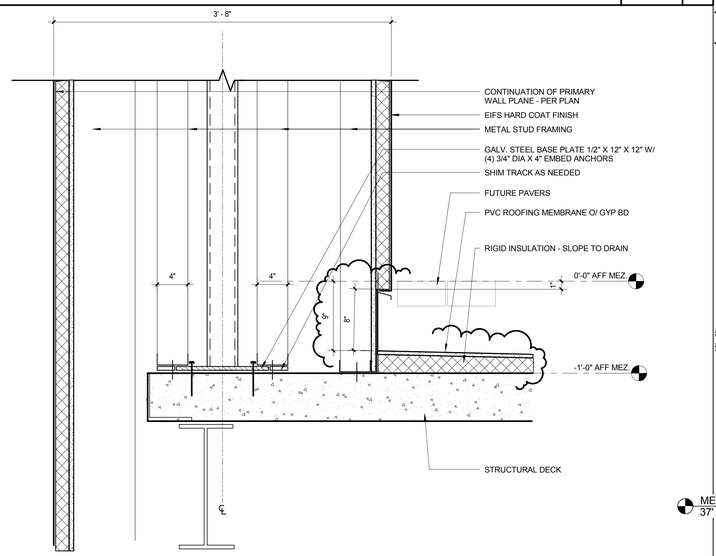

BOTTOM OF TRELLIS COLLUMN BASE CROSS SECTION | 1 1/2" = 1'-0" | **8**

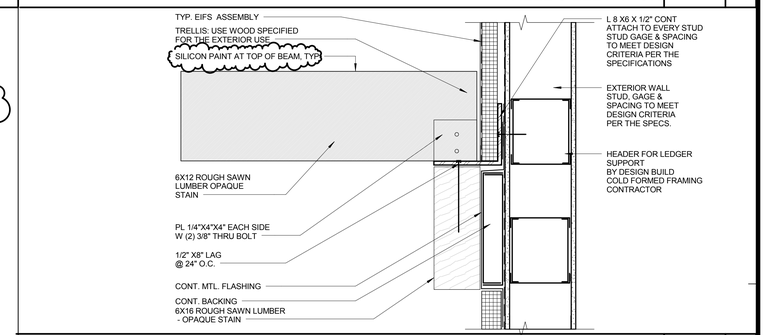

TOP OF TRELLIS LEDGER AT BLDG. WALL | 1 1/2" = 1'-0" | **3**

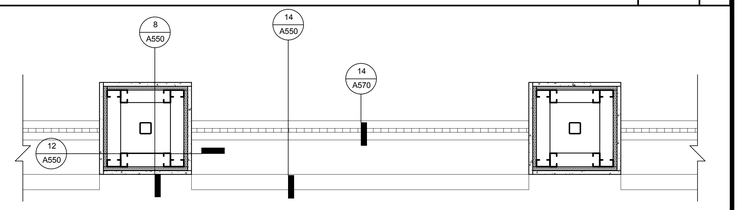

TYPICAL TERRACE COLUMN BAY PLAN | 3/4" = 1'-0" | **2**

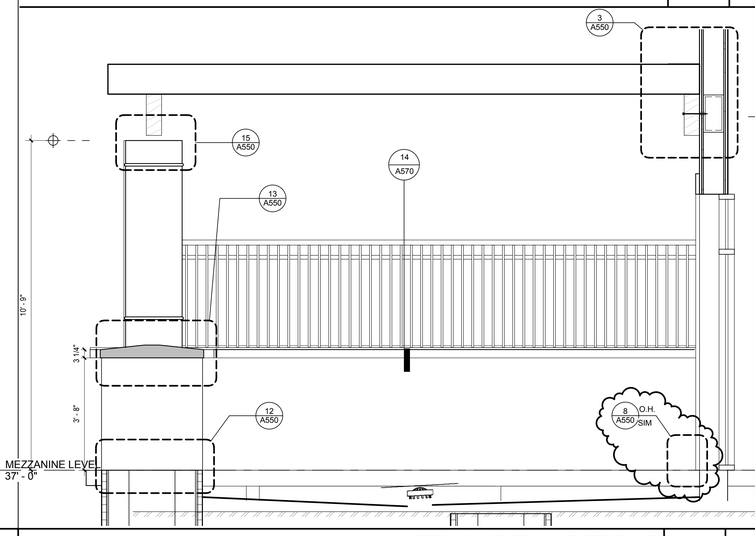

TRELLIS SECTION AT TERRACE | 1/2" = 1'-0" | **1**

CALIFORNIA BAPTIST UNIVERSITY

EVENTS CENTER

8431 DIANA AVENUE, RIVERSIDE, CA

cbu

-

LICENSED ARCHITECT
ROBERT M. SIMONS
No. C-18301
Jan. 31, 2017
STATE OF CALIFORNIA

REVISIONS:

	DESCRIPTION	DATE
13	ASI 34	7-26-16

DATE ISSUED: 01/22/2016

SVA PROJECT NO: 2014-40129

SCALE: As indicated

SHEET NUMBER: **A550**

SHEET TITLE:

TERRACE TRELLIS AND COLUMNS

h+k SVA ARCHITECTS

3 MACARTHUR PLACE, SUITE 850 SANTA ANA, CA 92707
T 949.809.3380 WWW.SVA-ARCHITECTS.COM

THIS DOCUMENT CONTAINS INFORMATION PROPRIETARY TO SVA ARCHITECTS INC., AND IS FURNISHED IN CONFIDENCE FOR THE LIMITED PURPOSE OF REVIEW AND EVALUATION IN CONNECTION WITH THE PROJECT REFERENCED HEREIN AND NOT TO BE USED FOR ANY OTHER PURPOSE AND MAY NOT BE REPRODUCED OR DISCLOSED TO OTHERS WITHOUT THE PRIOR WRITTEN CONSENT OF SVA ARCHITECTS INC. ALL RIGHTS RESERVED, © COPYRIGHT 2015.

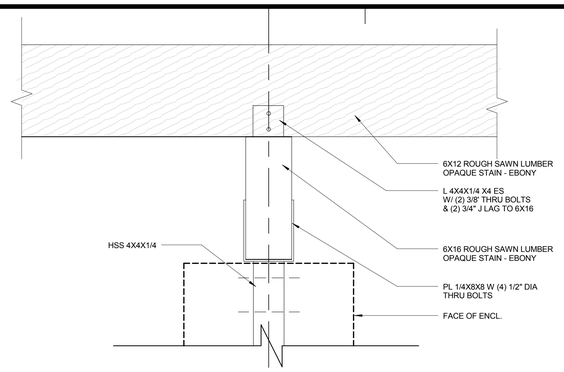

TOP OF TRELLIS SUPPORT COLUMN | 1 1/2" = 1'-0" | **15**

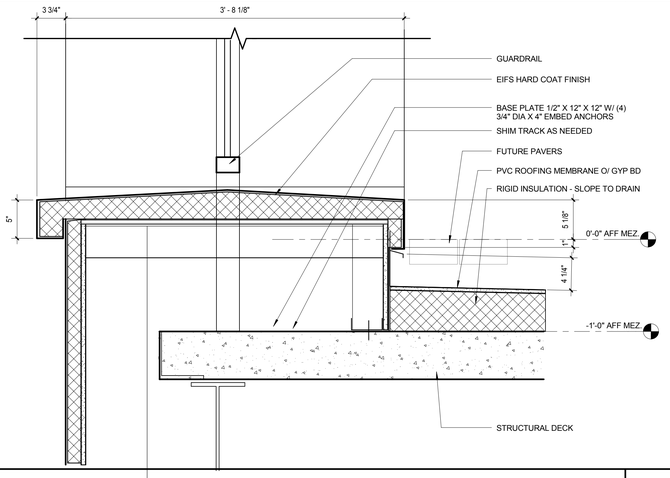

BASE OF TERRACE KICK | 1 1/2" = 1'-0" | **14**

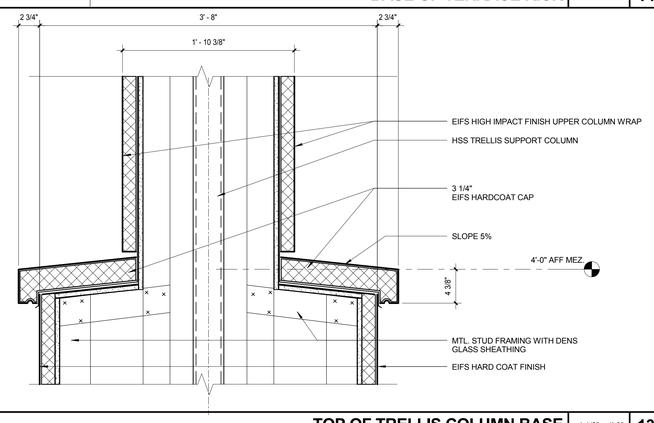

TOP OF TRELLIS COLUMN BASE | 1 1/2" = 1'-0" | **13**

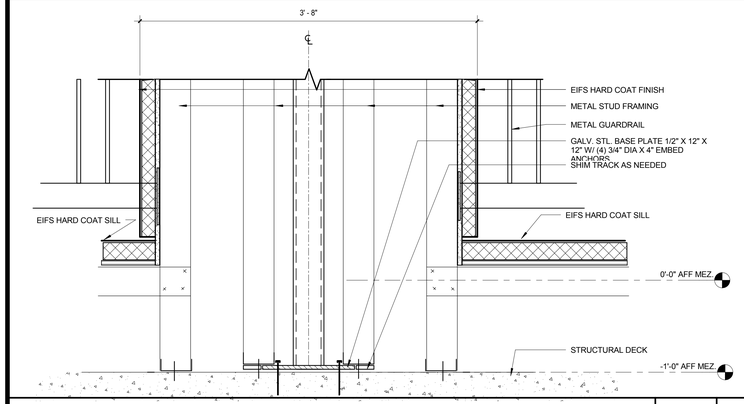

BOTTOM OF TRELLIS COLLUMN BASE | 1 1/2" = 1'-0" | **12**

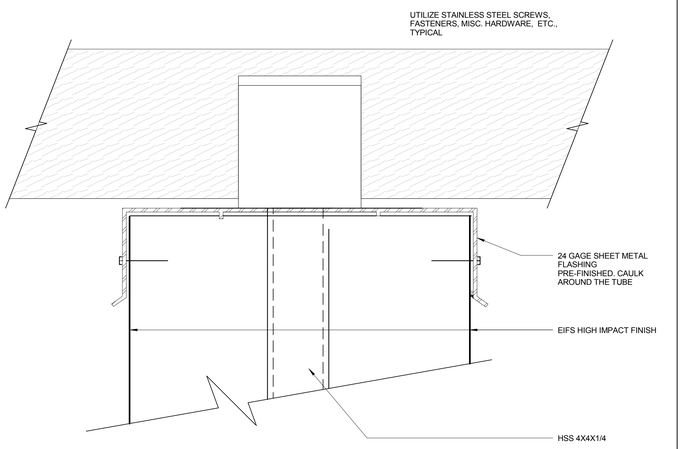

TOP OF TRELLIS SUPPORT COLUMN DETAIL Copy 1 | 3" = 1'-0" | **11**

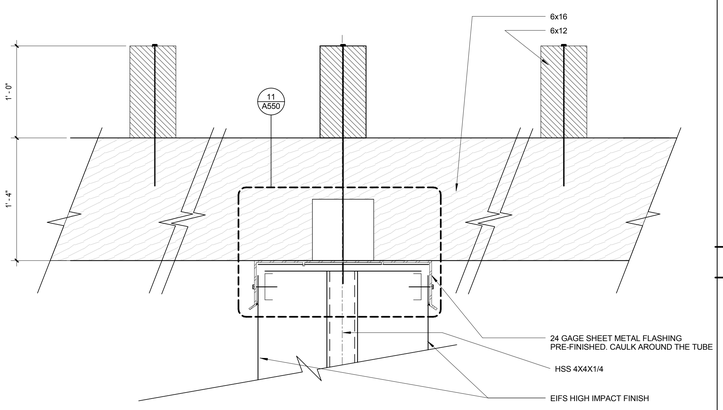

TOP OF TRELLIS SUPPORT COLUMN DETAIL | 1 1/2" = 1'-0" | **10**

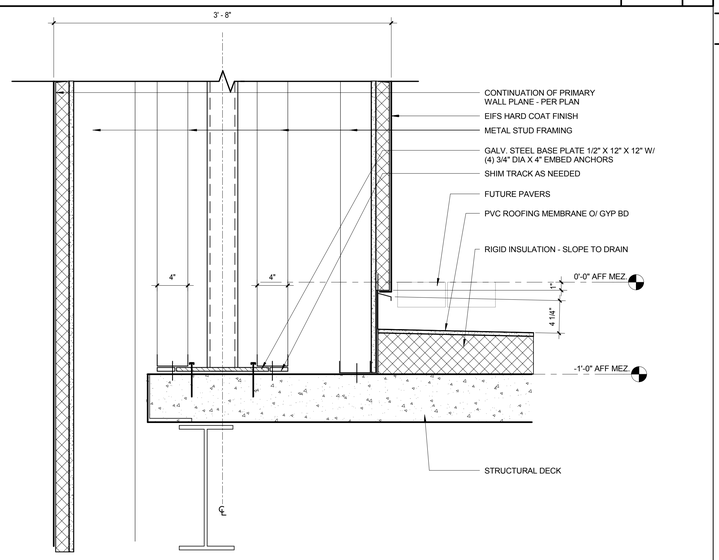

BOTTOM OF TRELLIS COLLUMN BASE CROSS SECTION | 1 1/2" = 1'-0" | **8**

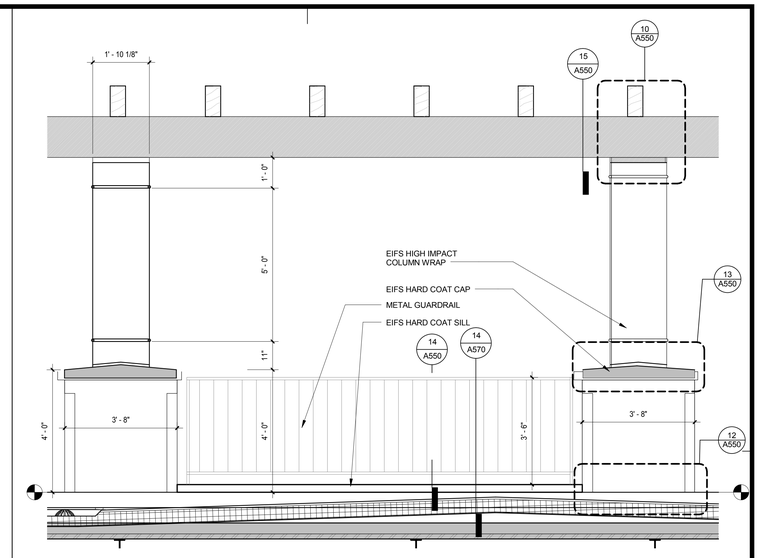

TRELLIS ELEVATION | 1/2" = 1'-0" | **4**

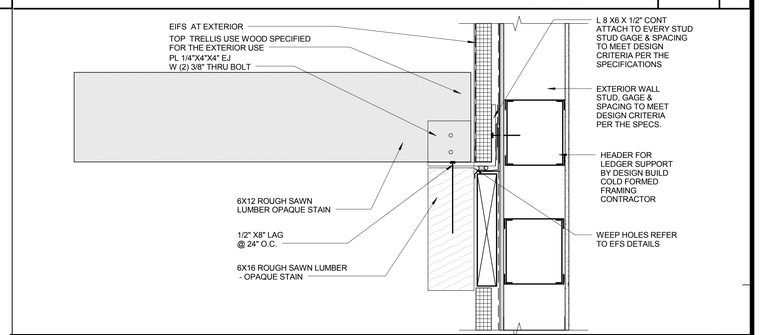

TOP OF TRELLIS LEDGER AT BLDG. WALL | 1 1/2" = 1'-0" | **3**

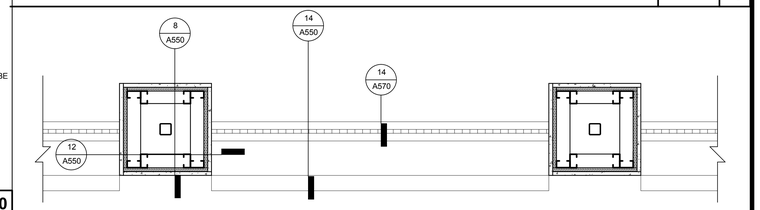

TYPICAL TERRACE COLUMN BAY PLAN | 3/4" = 1'-0" | **2**

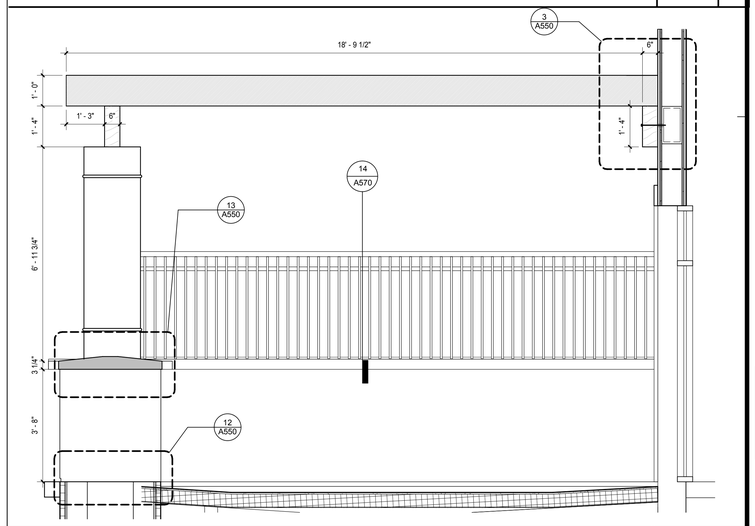

TRELLIS SECTION AT TERRACE | 1/2" = 1'-0" | **1**

CALIFORNIA BAPTIST UNIVERSITY

EVENTS CENTER

8431 DIANA AVENUE, RIVERSIDE, CA

ISSUE FOR CONSTRUCTION 01-22-2016

LICENSED ARCHITECT
ROBERT M. SIMONS
No. C-18301
Jan. 31, 2017
STATE OF CALIFORNIA

REVISIONS:

	DESCRIPTION	DATE

DATE ISSUED: 01/22/2016

SVA PROJECT NO: 2014-40129

SCALE: As indicated

SHEET NUMBER: A550

SHEET TITLE:

TERRACE TRELLIS AND COLUMNS

3 MACARTHUR PLACE, SUITE 850 SANTA ANA, CA 92707
T 949.809.3380 WWW.SVA-ARCHITECTS.COM

THIS DOCUMENT CONTAINS INFORMATION PROPRIETARY TO SVA ARCHITECTS INC., AND IS FURNISHED IN CONFIDENCE FOR THE LIMITED PURPOSE OF EVALUATION, BIDDING OR REVIEW. THIS DOCUMENT OR ITS CONTENTS MAY NOT BE USED FOR ANY OTHER PURPOSE AND MAY NOT BE REPRODUCED OR DISCLOSED TO OTHERS WITHOUT THE PRIOR WRITTEN CONSENT OF SVA ARCHITECTS INC. ALL RIGHTS RESERVED, © COPYRIGHT 2015.

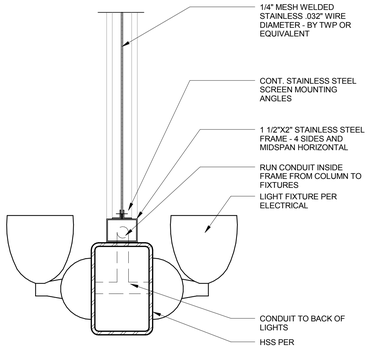

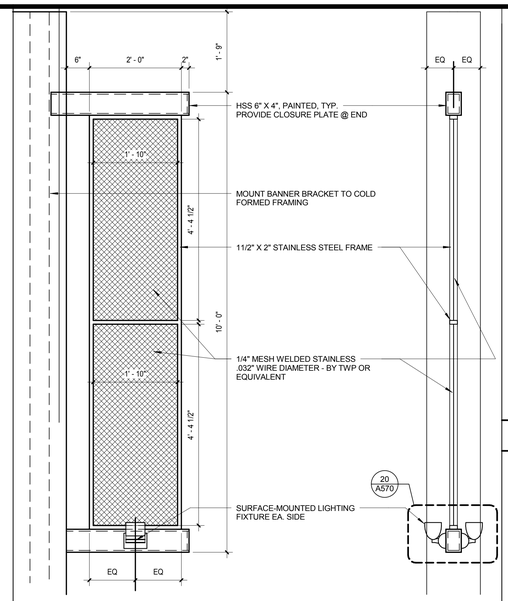

ELEVATION **SECTION**

BANNER FRAME BOTTOM EDGE | 3" = 1'-0" | 20

BANNER DISPLAY FRAME | 3/4" = 1'-0" | 16

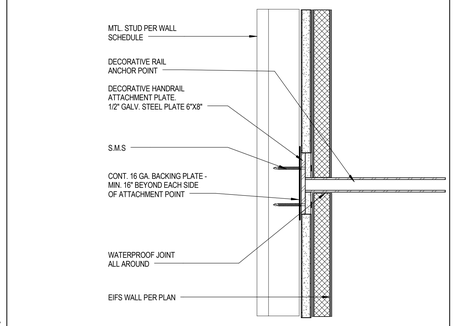

RAILING-SIDE ATTACHEMENT | 3" = 1'-0" | 12

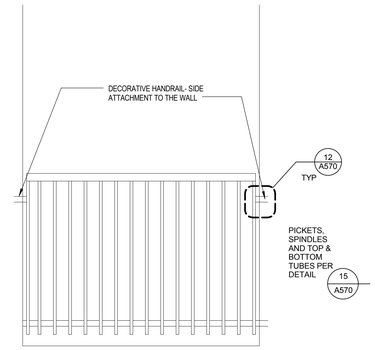

DECORATIVE RAILING AT ENTRY DETAIL | 3/4" = 1'-0" | 8

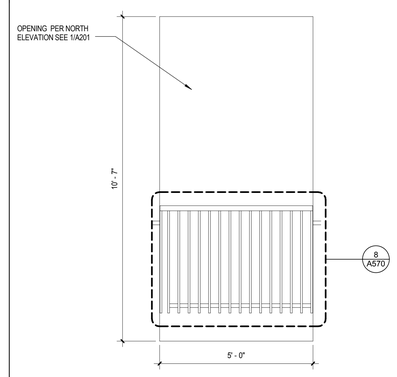

DECORATIVE RAILING AT OPENING | 1/2" = 1'-0" | 4

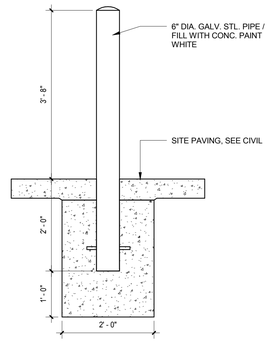

BOLLARD | 3/4" = 1'-0" | 11

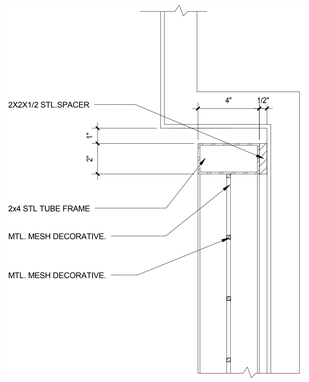

GREEN SCREEN TOP DETAIL SECTION | 3" = 1'-0" | 7

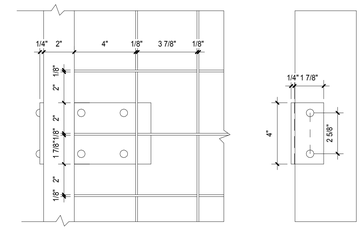

GREEN SCREEN ANCHOR PLATE | 3" = 1'-0" | 3

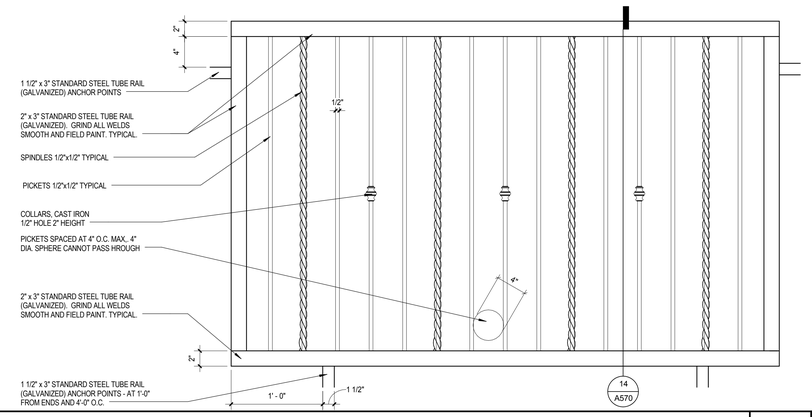

METAL EXTERIOR RAIL ELEVATION | 1 1/2" = 1'-0" | 15

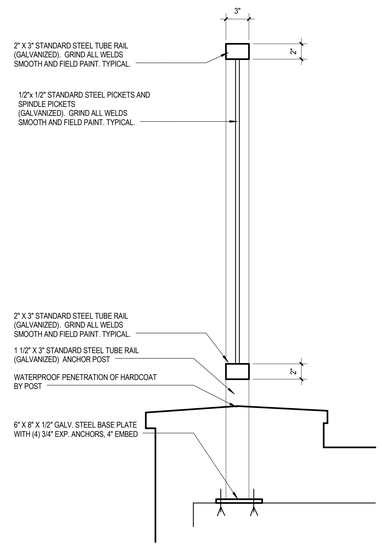

METAL EXTERIOR GUARD RAIL | 1 1/2" = 1'-0" | 14

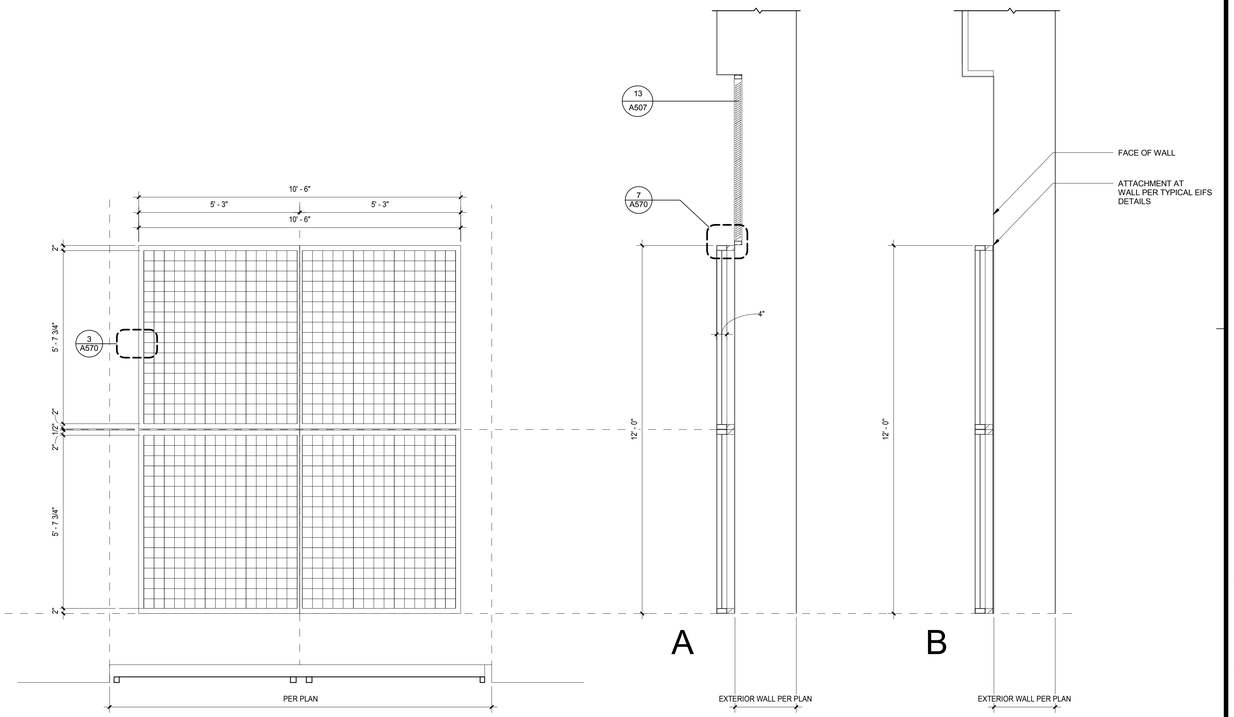

DECORATIVE GREEN SCREEN VINE GROWTH TRELLIS | 1/2" = 1'-0" | 1

CALIFORNIA BAPTIST UNIVERSITY

EVENTS CENTER

8431 DIANA AVENUE, RIVERSIDE, CA

ISSUE FOR CONSTRUCTION 01-22-2016

LICENSED ARCHITECT ROBERT M. SIMONS No. C-18301 Jan. 31, 2017 STATE OF CALIFORNIA

REVISIONS:

	DESCRIPTION	DATE

DATE ISSUED: 01/22/2016

SVA PROJECT NO: 2014-40129

SCALE: As indicated

SHEET NUMBER: A570

SHEET TITLE:

MISC. EXT. DETAILS.

3 MACARTHUR PLACE, SUITE 850 SANTA ANA, CA 92707
T 949.809.3380 WWW.SVA-ARCHITECTS.COM

THIS DOCUMENT CONTAINS INFORMATION PROPRIETARY TO SVA ARCHITECTS INC. AND IS FURNISHED IN CONFIDENCE FOR THE LIMITED PURPOSE OF REVIEW. ANY REPRODUCTION OF THIS DOCUMENT OR PORTIONS THEREOF MAY NOT BE USED FOR ANY OTHER PURPOSE AND MAY NOT BE REPRODUCED OR DISCLOSED TO OTHERS WITHOUT THE PRIOR WRITTEN CONSENT OF SVA ARCHITECTS INC. ALL RIGHTS RESERVED. © COPYRIGHT 2015.

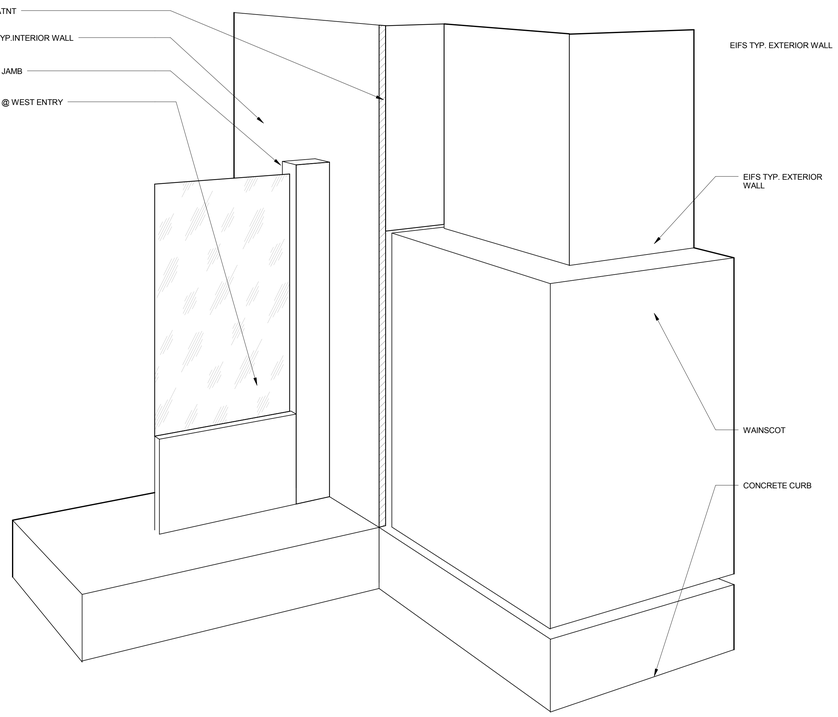

CURB-EXT.WALL TRANSITION DETAIL | 1" = 1'-0" | 16

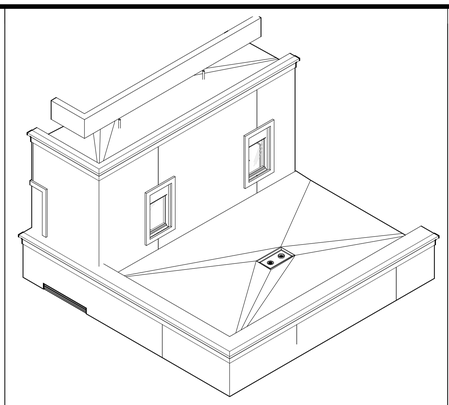

3D - SOUTHWEST CORNER | 8

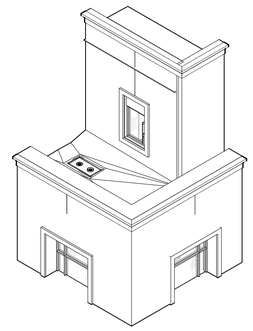

3D - SOUTHEAST CORNER | 5

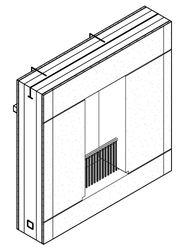

3D - ENTRY WINDOW | 7

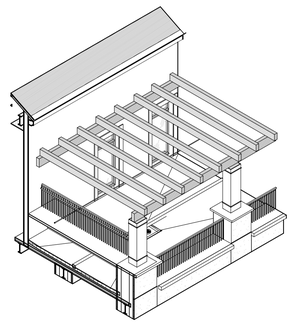

3D - MEZZANINE TRELLIS | 6

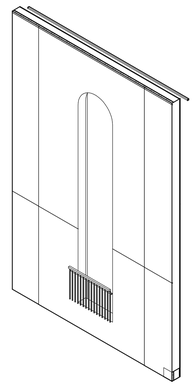

3D - DECORATIVE HANDRAIL@TOWER | 4

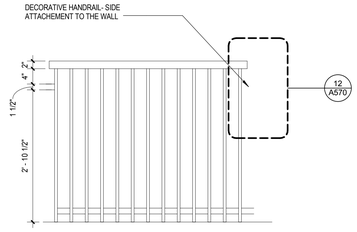

RAIL@TOWER | 3/4" = 1'-0" | 2

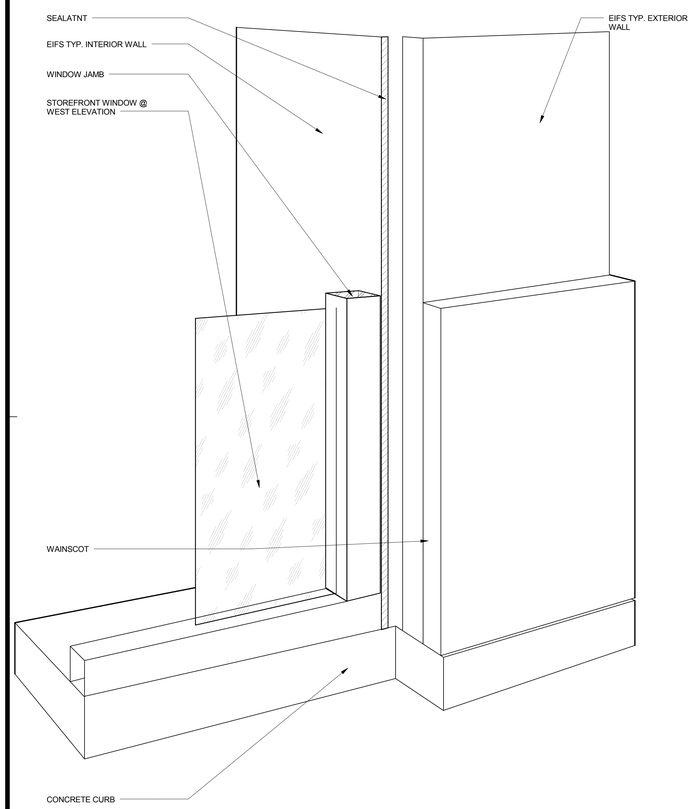

CURB-EXT.WALL(2) @STOREFRONT | 1" = 1'-0" | 10

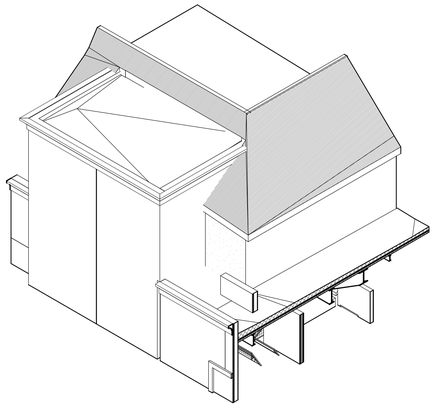

3D - SOUTHWEST TOWER | 9

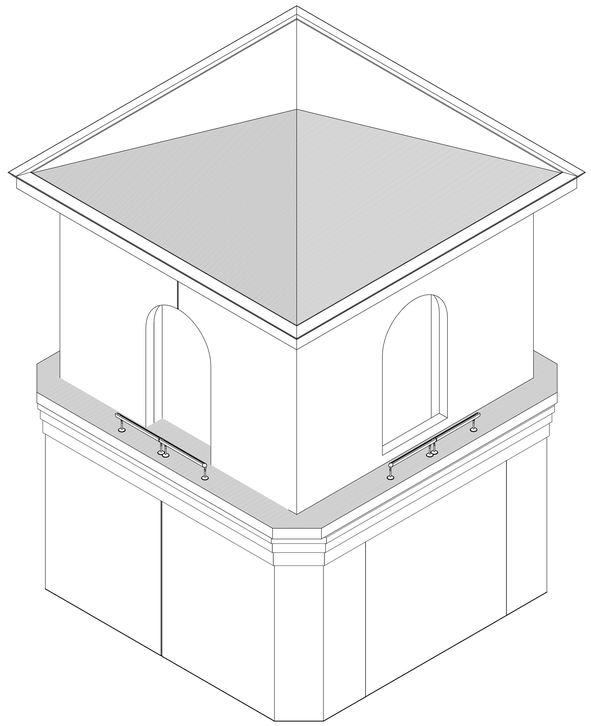

3D - TOWER | 3

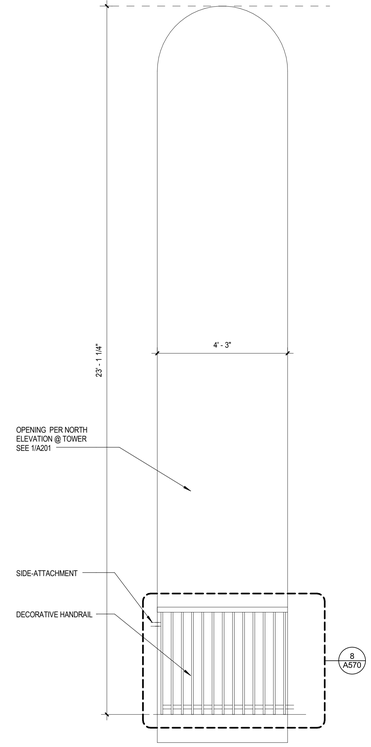

DECORATIVE HANDRAIL@TOWER | 1/2" = 1'-0" | 1

CALIFORNIA BAPTIST UNIVERSITY
EVENTS CENTER

8431 DIANA AVENUE, RIVERSIDE, CA

ISSUE FOR CONSTRUCTION
01-22-2016

LICENSED ARCHITECT
ROBERT M. SIMONS
No. C-18301
Jan. 31, 2017
STATE OF CALIFORNIA

REVISIONS:

	DESCRIPTION	DATE
1		
2		
3		
4		
5		
6		
7		
8		
9		
10		
11		
12		
13		

DATE ISSUED: 01/22/2016
SVA PROJECT NO: 2014-40129
SCALE: As indicated

SHEET NUMBER: A571

SHEET TITLE:

MISC. EXT. DETAILS

3 MACARTHUR PLACE, SUITE 850 SANTA ANA, CA 92707
T 949.809.3380 WWW.SVA-ARCHITECTS.COM

THIS DOCUMENT CONTAINS INFORMATION PROPRIETARY TO SVA ARCHITECTS INC., AND IS FURNISHED IN CONFIDENCE FOR THE LIMITED PURPOSE OF REVIEW BY THE RECIPIENT. REPRODUCTION OF THIS DOCUMENT IN WHOLE OR IN PART AND NOT BE USED FOR ANY OTHER PURPOSE AND MAY NOT BE REPRODUCED OR DISCLOSED TO OTHERS WITHOUT THE PRIOR WRITTEN CONSENT OF SVA ARCHITECTS INC. ALL RIGHTS RESERVED, © COPYRIGHT 2015.

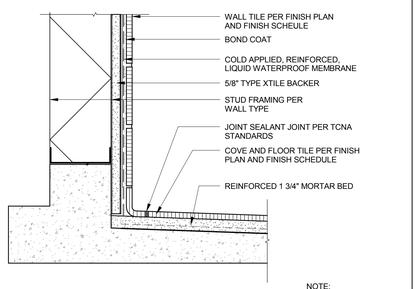

NOTE:
WALL TCNA# W245-02
FLOOR TCNA# F121-02

WALL CURB WITH TILE @ DEP. SLAB | 3" = 1'-0" | 20

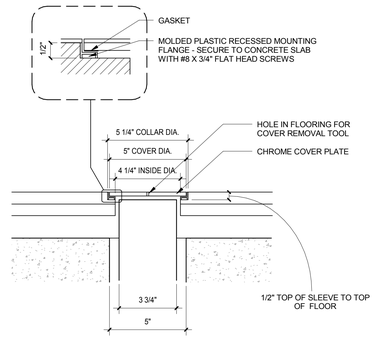

FLOOR SLEEVE COVER - WOOD | 3" = 1'-0" | 16

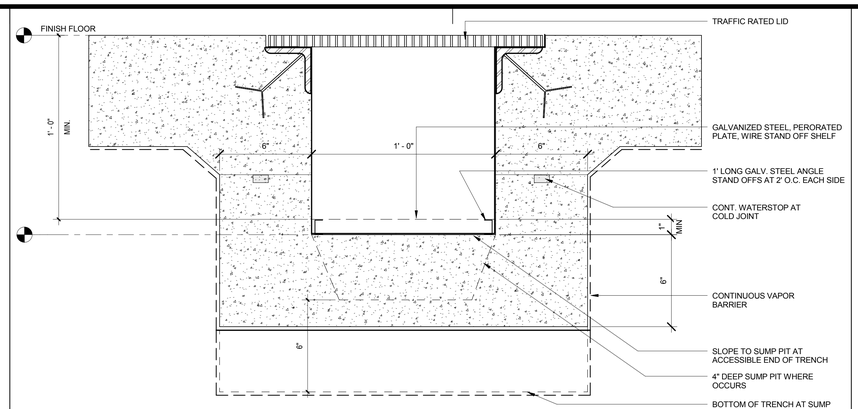

AUDIO VISUAL WIRING TRENCH AT SE & SW VOMS | 3" = 1'-0" | 4

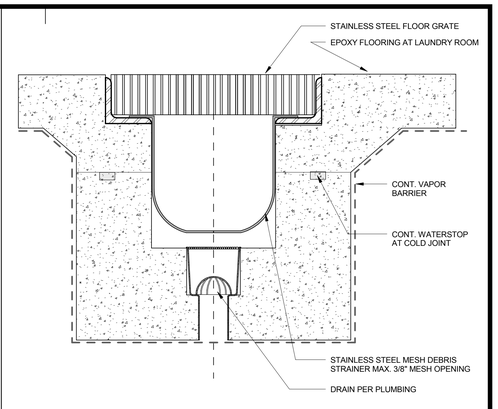

TRENCH DRAIN AT LAUNDRY ROOM | 3" = 1'-0" | 3

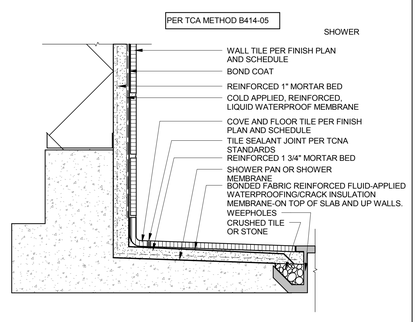

NOTE:
TCNA# B414-02

SHOWER WITH TILE | 3" = 1'-0" | 19

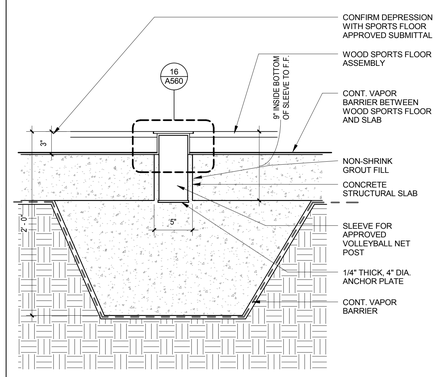

FLOOR SLEEVE ANCHOR | 1 1/2" = 1'-0" | 15

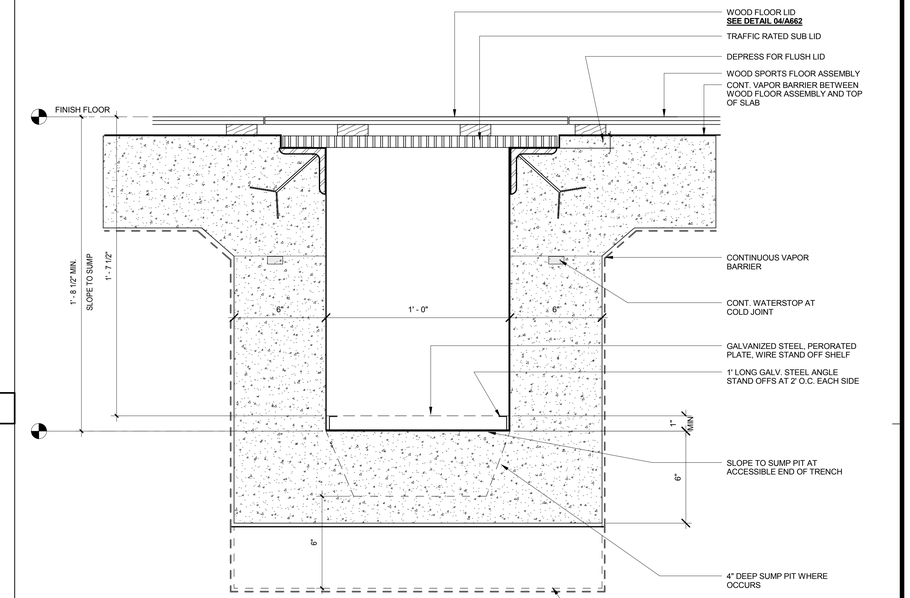

AUDIO VISUAL WIRING TRENCH AT NORTH COURT SIDE | 3" = 1'-0" | 2

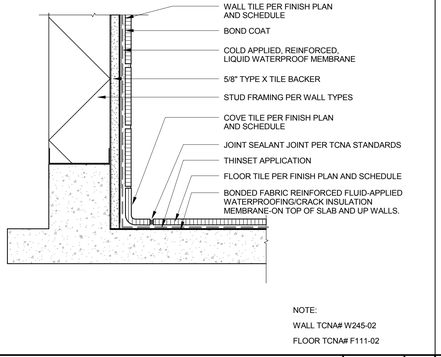

NOTE:
WALL TCNA# W245-02
FLOOR TCNA# F111-02

WALL CURB W/TILE AT RESTROOMS | 3" = 1'-0" | 18

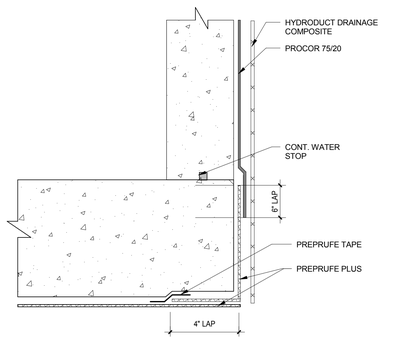

PIT BOTTOM FLUSH EDGE | 3/4" = 1'-0" | 14

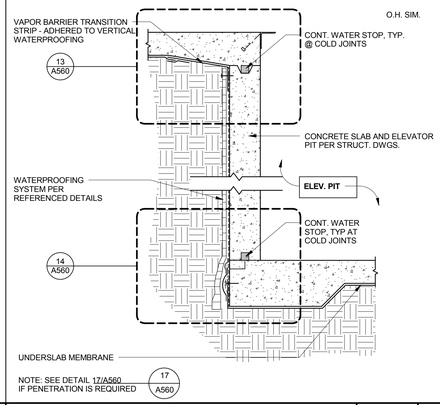

ELEV. & ESCALATOR PIT WATERPROOFING | 3/4" = 1'-0" | 10

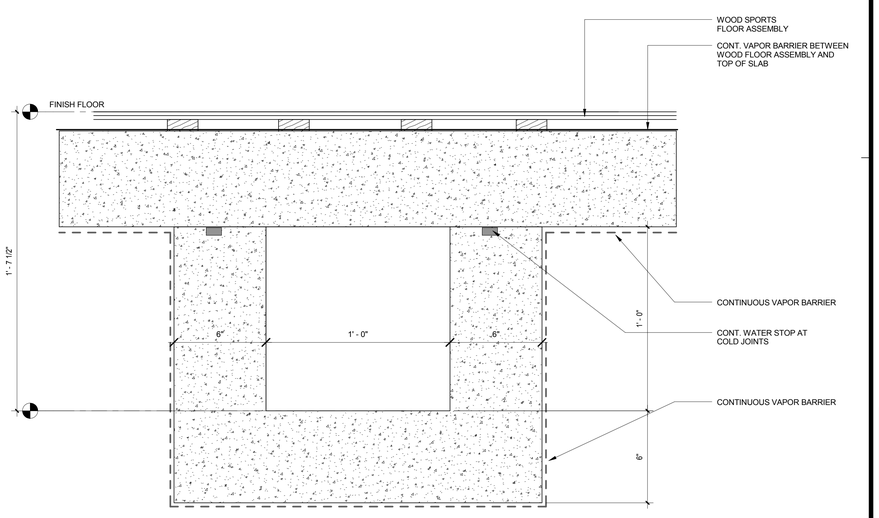

AUDIO VISUAL WIRING CLOSED TUNNEL | 3" = 1'-0" | 1

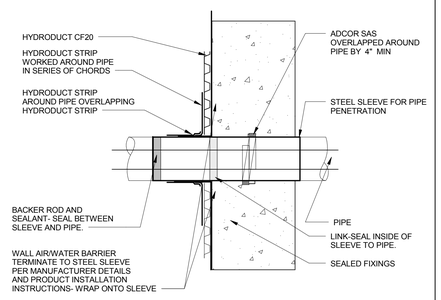

PIPE THROUGH PIT WALL - SECTION / PLAN

PIT WALL PIPE PENETRATION | 3/4" = 1'-0" | 17

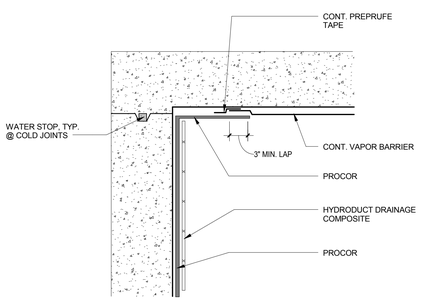

SLAB EDGE AT PIT TOP EDGE | 3/4" = 1'-0" | 13

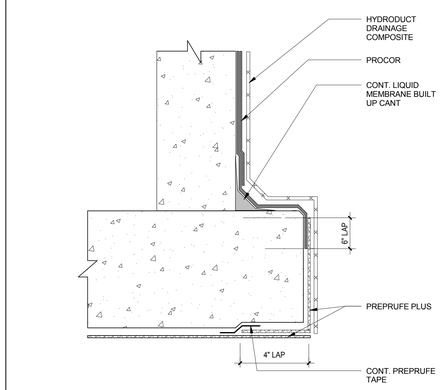

FOOTING TOE AT PIT WALL | 3/4" = 1'-0" | 9

CALIFORNIA BAPTIST UNIVERSITY
EVENTS CENTER
8431 DIANA AVENUE, RIVERSIDE, CA

ISSUE FOR CONSTRUCTION
01-22-2016

LICENSED ARCHITECT
ROBERT M. SIMONS
No. C-13501
Jan. 31, 2017
STATE OF CALIFORNIA

REVISIONS:

	DESCRIPTION	DATE

DATE ISSUED: 01/22/2016
SVA PROJECT NO: 2014-40129
SCALE: As indicated

SHEET NUMBER: A560
SHEET TITLE:

SLAB AND PIT DETAILS

ARCHITECTS
3 MACARTHUR PLACE, SUITE 850 SANTA ANA, CA 92707
T 949.809.3380 WWW.SVA-ARCHITECTS.COM

THIS DOCUMENT CONTAINS INFORMATION PROPRIETARY TO SVA ARCHITECTS INC. AND IS FURNISHED IN CONFIDENCE FOR THE LIMITED PURPOSE OF EVALUATION, BIDDING OR REVIEW. THIS DOCUMENT OR ITS CONTENTS MAY NOT BE USED FOR ANY OTHER PURPOSE AND MAY NOT BE REPRODUCED OR DISCLOSED TO OTHERS WITHOUT THE PRIOR WRITTEN CONSENT OF SVA ARCHITECTS INC. ALL RIGHTS RESERVED. © COPYRIGHT 2015.

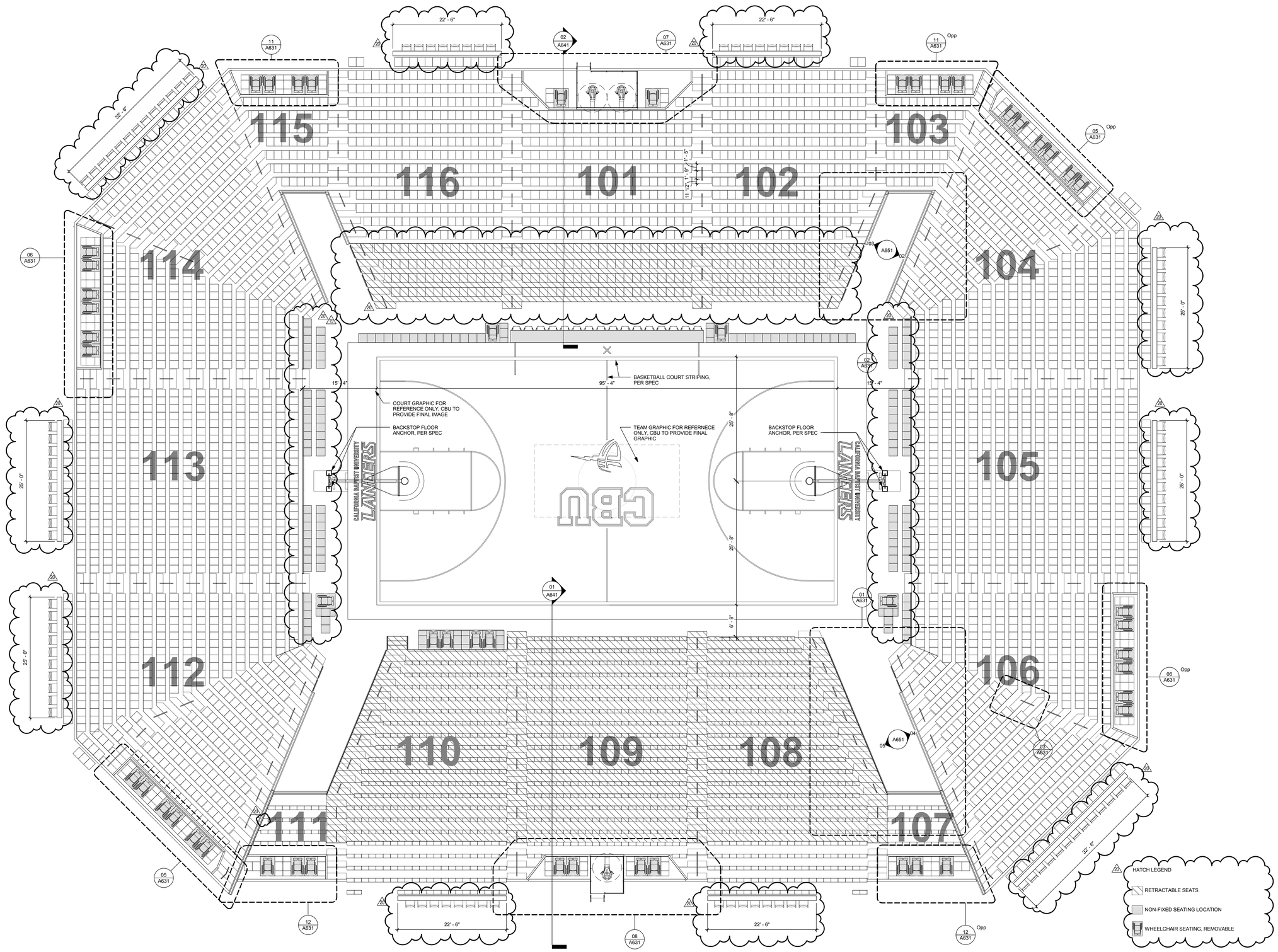

CALIFORNIA BAPTIST UNIVERSITY

EVENTS CENTER

8431 DIANA AVENUE, RIVERSIDE, CA

ISSUE FOR CONSTRUCTION
01-22-2016

REVISIONS:

	DESCRIPTION	DATE
19	CCD #013	9-6-16
20	CCD #028	12-07-16

DATE ISSUED: 01-22-2016

SVA PROJECT NO: 2014-40129

SCALE: As indicated

SHEET NUMBER: A601

SHEET TITLE:

SEATING BOWL REFERENCE PLAN

ARCHITECTS

3 MACARTHUR PLACE, SUITE 850 SANTA ANA, CA 92707
T 949.809.3380 WWW.SVA-ARCHITECTS.COM

THIS DOCUMENT CONTAINS INFORMATION PROPRIETARY TO SVA ARCHITECTS INC. AND IS FURNISHED IN CONFIDENCE FOR THE LIMITED PURPOSE OF EVALUATION, BIDDING OR REVIEW. THIS DOCUMENT OR ITS CONTENTS MAY NOT BE USED FOR ANY OTHER PURPOSE AND MAY NOT BE REPRODUCED OR DISCLOSED TO OTHERS WITHOUT THE PRIOR WRITTEN CONSENT OF SVA ARCHITECTS INC. ALL RIGHTS RESERVED. © COPYRIGHT 2015.

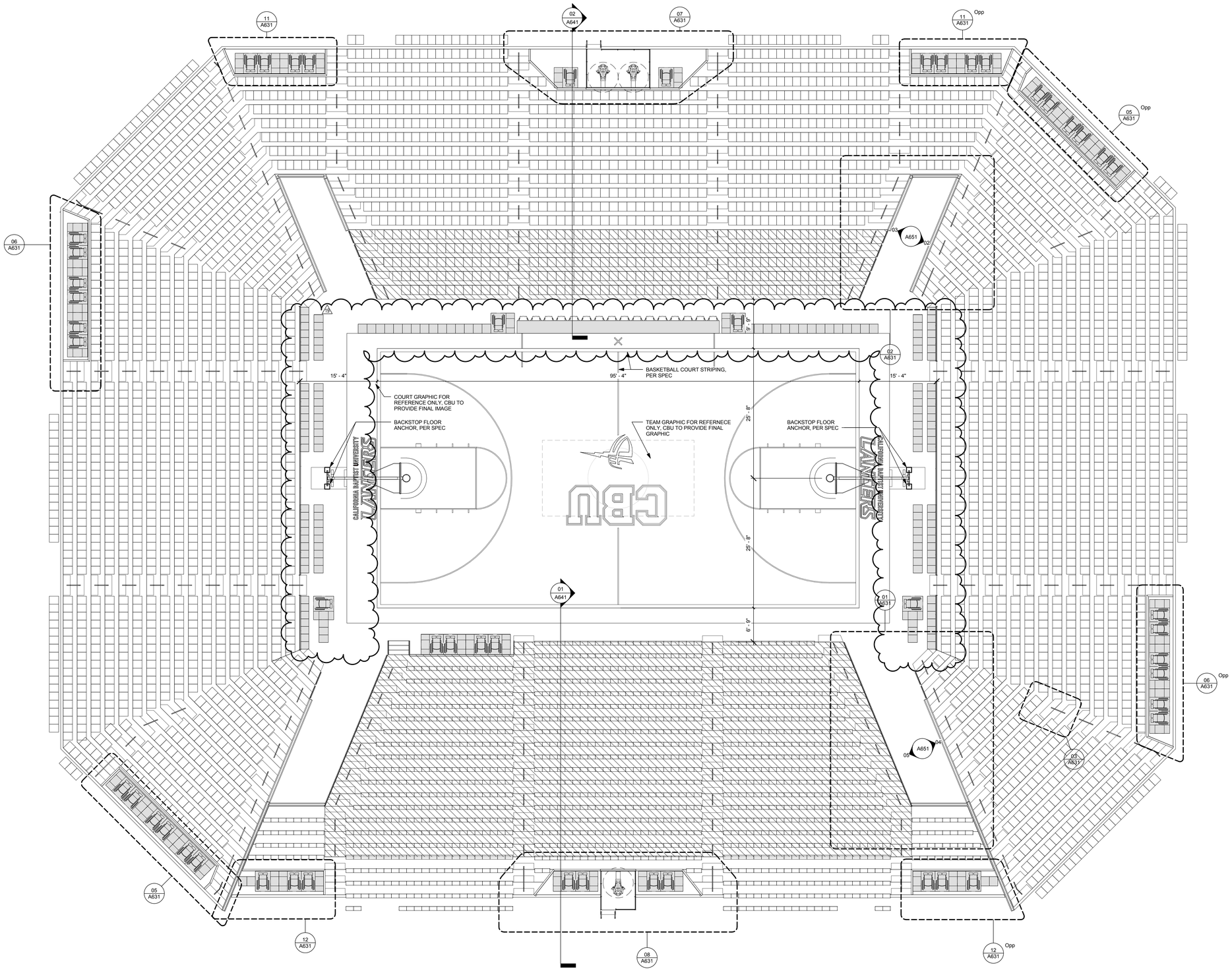

CALIFORNIA BAPTIST UNIVERSITY

EVENTS CENTER

8431 DIANA AVENUE, RIVERSIDE, CA

ISSUE FOR CONSTRUCTION
01-22-2016

REVISIONS:

	DESCRIPTION	DATE
13	CCD #013	9-6-16

DATE ISSUED: 01-22-2016

SVA PROJECT NO: 2014-40129

SCALE: 1/8" = 1'-0"

SHEET NUMBER: A601

SHEET TITLE:

SEATING BOWL REFERENCE PLAN

ARCHITECTS

3 MACARTHUR PLACE, SUITE 850 SANTA ANA, CA 92707
T 949.809.3380 WWW.SVA-ARCHITECTS.COM

THIS DOCUMENT CONTAINS INFORMATION PROPRIETARY TO SVA ARCHITECTS INC. AND IS FURNISHED IN CONFIDENCE FOR THE LIMITED PURPOSE OF EVALUATION, BIDDING OR REVIEW. THIS DOCUMENT OR ITS CONTENTS MAY NOT BE USED FOR ANY OTHER PURPOSE AND MAY NOT BE REPRODUCED OR DISCLOSED TO OTHERS WITHOUT THE PRIOR WRITTEN CONSENT OF SVA ARCHITECTS INC. ALL RIGHTS RESERVED. © COPYRIGHT 2015.

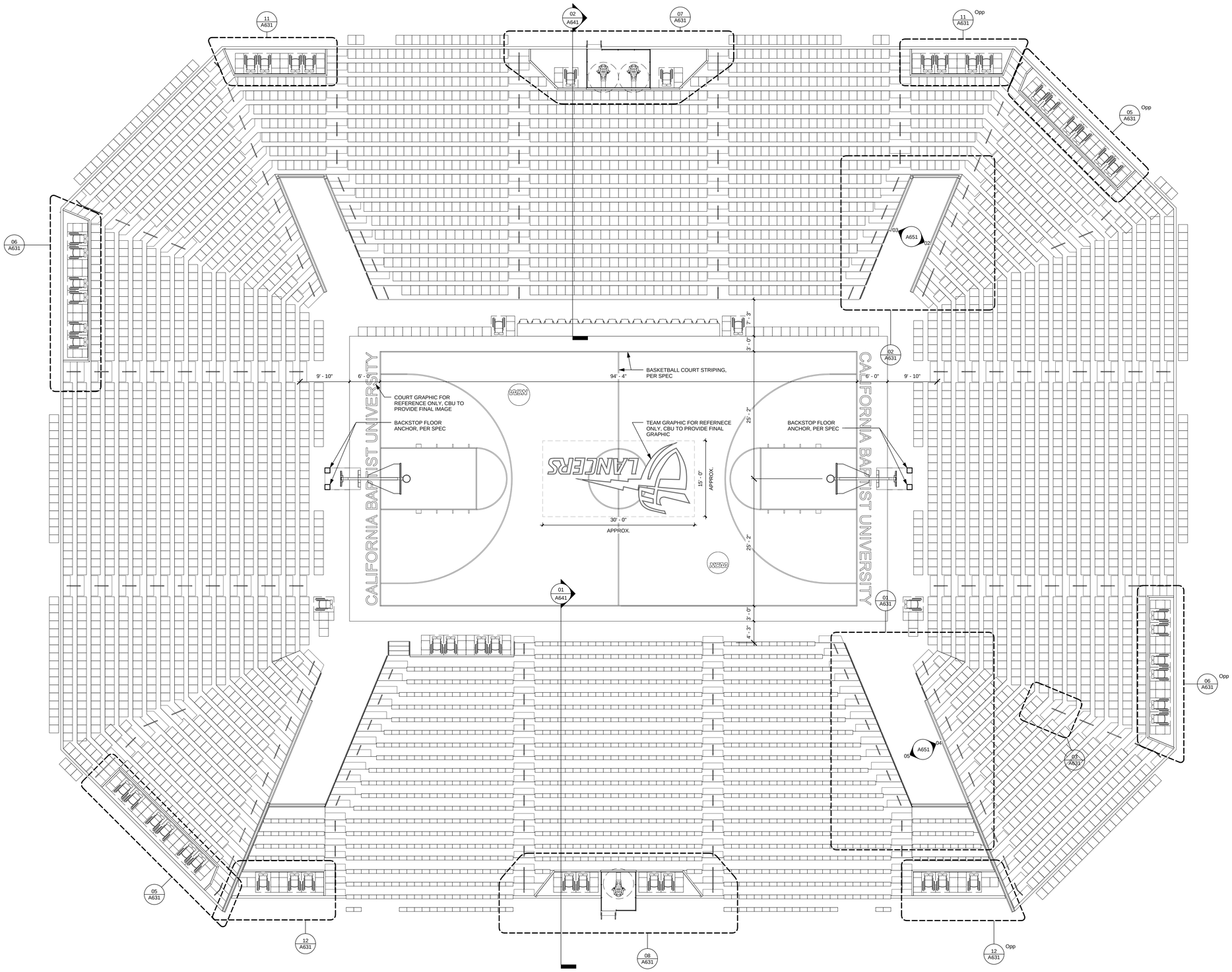

CALIFORNIA BAPTIST UNIVERSITY

EVENTS CENTER

8431 DIANA AVENUE, RIVERSIDE, CA

ISSUE FOR CONSTRUCTION
01-22-2016

LICENSED ARCHITECT
ROBERT M. SIMONS
No. C-18301
Jan. 31, 2017
STATE OF CALIFORNIA

REVISIONS:

	DESCRIPTION	DATE

DATE ISSUED: 01-22-2016

SVA PROJECT NO: 2014-40129

SCALE: 1/8" = 1'-0"

SHEET NUMBER: A601

SHEET TITLE:

SEATING BOWL REFERENCE PLAN

3 MACARTHUR PLACE, SUITE 850 SANTA ANA, CA 92707
T 949.809.3380 WWW.SVA-ARCHITECTS.COM

THIS DOCUMENT CONTAINS INFORMATION PROPRIETARY TO SVA ARCHITECTS INC. AND IS FURNISHED IN CONFIDENCE FOR THE LIMITED PURPOSE OF EVALUATION, BIDDING OR REVIEW. THIS DOCUMENT OR ITS CONTENTS MAY NOT BE USED FOR ANY OTHER PURPOSE AND MAY NOT BE REPRODUCED OR DISCLOSED TO OTHERS WITHOUT THE PRIOR WRITTEN CONSENT OF SVA ARCHITECTS INC. ALL RIGHTS RESERVED. © COPYRIGHT 2015.

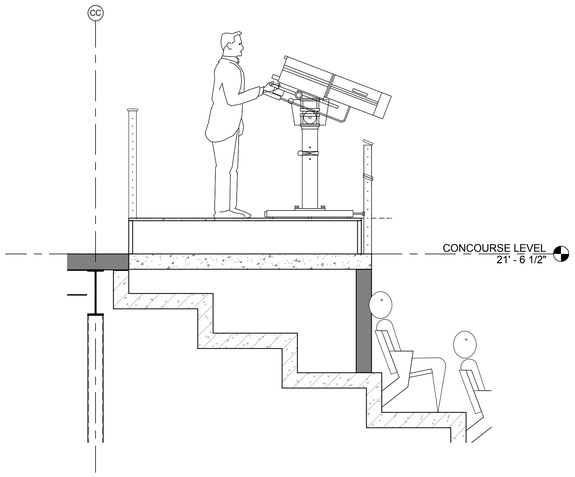

CAMERA PLATFORM, TYP. 1/2" = 1'-0" **4**

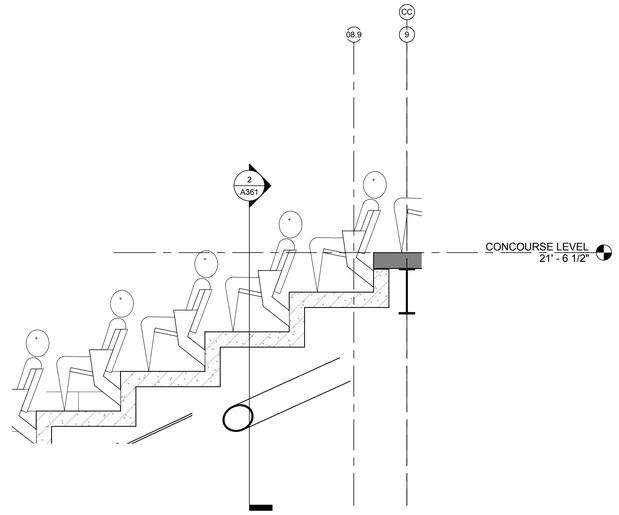

WHEELCHAIR PLATFORM, TYP. 1/2" = 1'-0" **3**

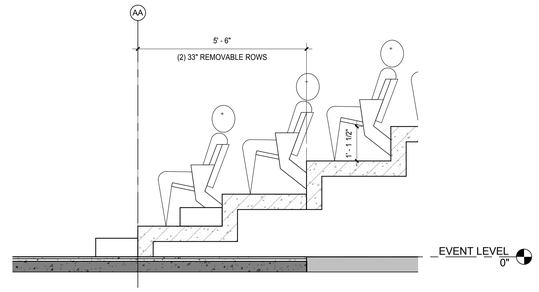

REMOVABLE PLATFORMS, TYP. 1/2" = 1'-0" **5**

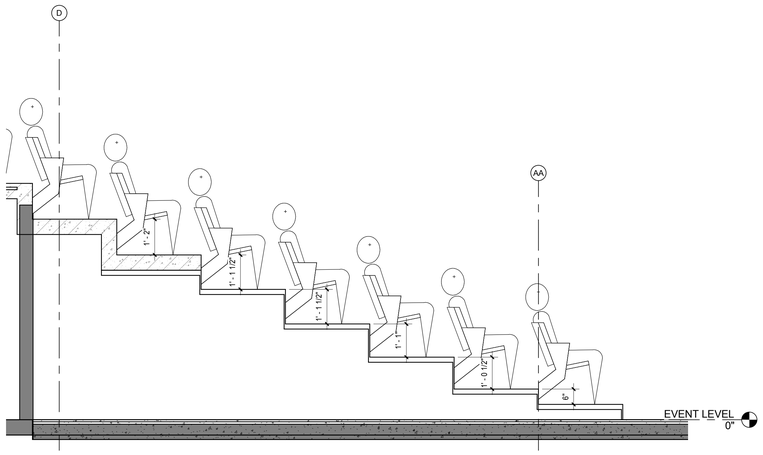

RETRACTABLE TREAD/RISER - NORTH 1/2" = 1'-0" **6**

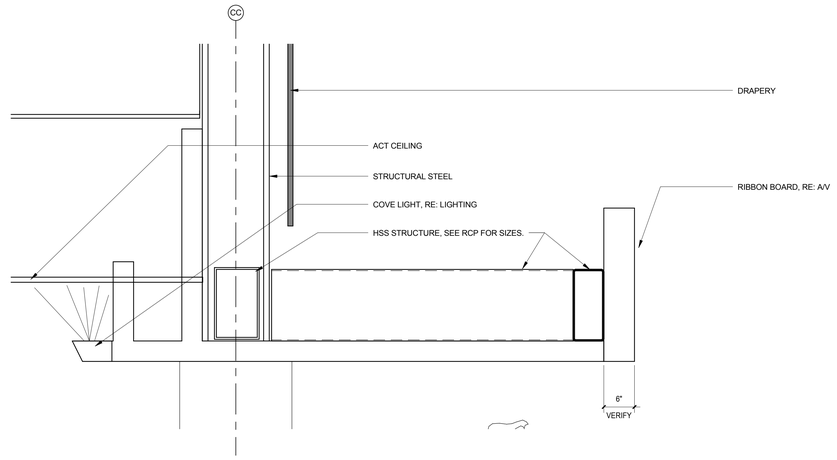

EYEBROW SECTION 1" = 1'-0" **2**

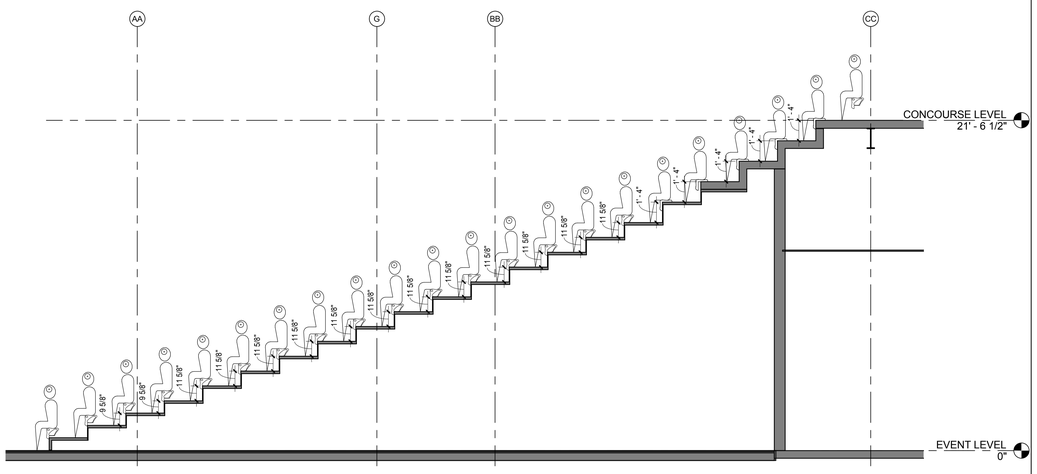

RETRACTABLE TREAD/RISER - SOUTH 1/4" = 1'-0" **7**

CALIFORNIA BAPTIST UNIVERSITY

EVENTS CENTER

8431 DIANA AVENUE, RIVERSIDE, CA

ISSUE FOR CONSTRUCTION 01-22-2016

LICENSED ARCHITECT
ROBERT M. SIMONDS
No. C-18301
Jan. 31, 2017
STATE OF CALIFORNIA

REVISIONS:

	DESCRIPTION	DATE
1		
2		
3		
4		
5		
6		
7		
8		
9		
10		

DATE ISSUED: 01/22/2016

SVA PROJECT NO: 2014-40129

SCALE: As indicated

SHEET NUMBER: A604

SHEET TITLE:

SEATING BOWL ENLARGED SECTIONS

ARCHITECTS

3 MACARTHUR PLACE, SUITE 850 SANTA ANA, CA 92707

T 949.809.3380 WWW.SVA-ARCHITECTS.COM

THIS DOCUMENT CONTAINS INFORMATION PROPRIETARY TO SVA ARCHITECTS INC. AND IS FURNISHED IN CONFIDENCE FOR THE LIMITED PURPOSE OF EVALUATION, BIDDING OR REVIEW. THIS DOCUMENT OR ITS CONTENTS MAY NOT BE USED FOR ANY OTHER PURPOSE AND MAY NOT BE REPRODUCED OR DISCLOSED TO OTHERS WITHOUT THE PRIOR WRITTEN CONSENT OF SVA ARCHITECTS INC. ALL RIGHTS RESERVED, © COPYRIGHT 2015.

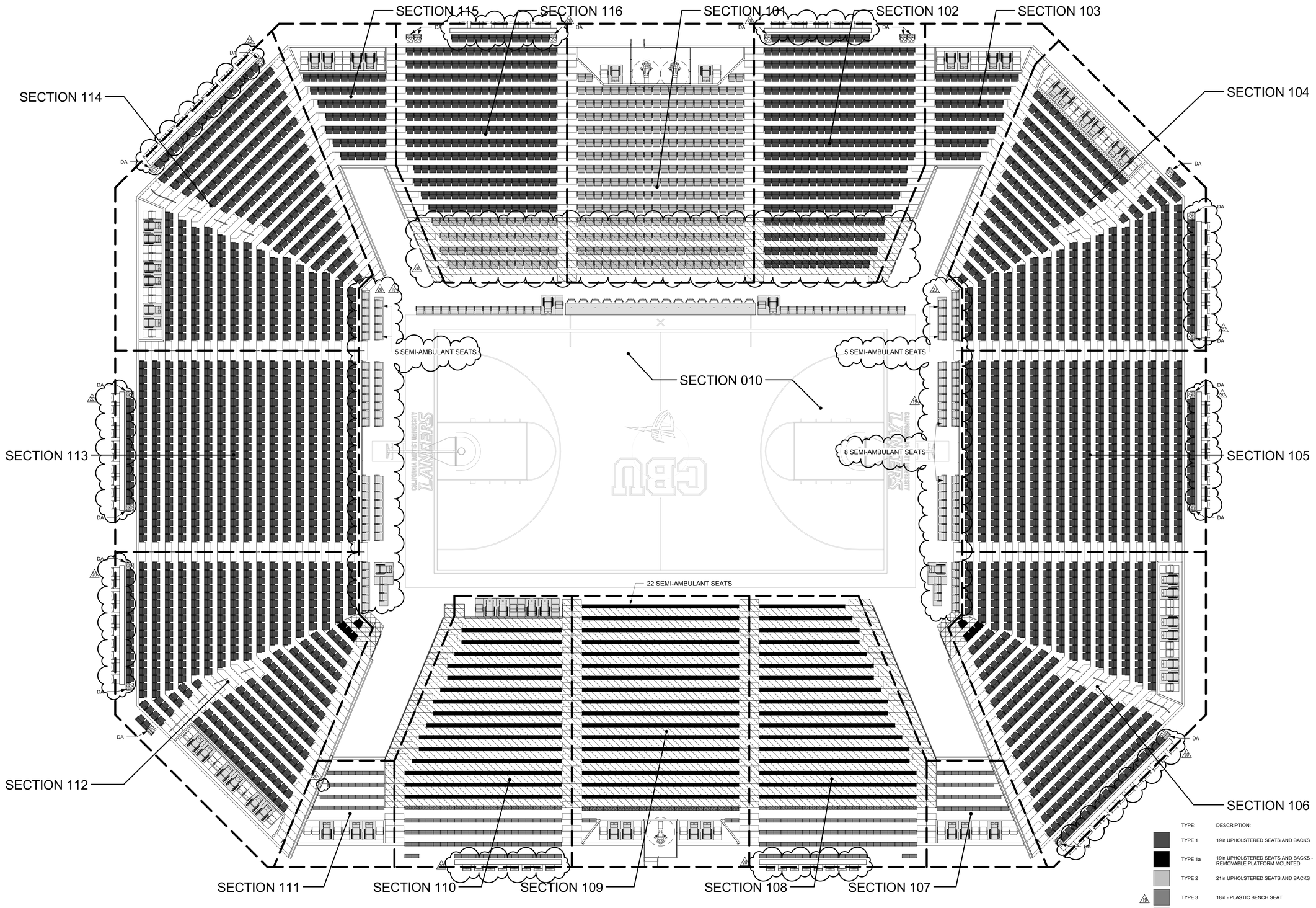

LOWER BOWL MANIFEST - BY SECTION

Seat Quantity	Seat Category	Comments
SECTION 010		
30	TYPE 4	Player Bench Seat - 21in
4	TYPE 5	Lower Bowl Disabled Patron Seating - 20in Companion Seat
4	TYPE 6	Lower Bowl Disabled Patron Seating - 36in x 48in Wheelchair Location
1	TYPE 7	Press Seat - Task Chair
8	TYPE 8	On Court Seating - Padded Folding
SECTION 101		
2	TYPE 2	Lower Bowl VIP Seating - 21in
4	TYPE 5	Lower Bowl Disabled Patron Seating - 20in Companion Seat
4	TYPE 6	Lower Bowl Disabled Patron Seating - 36in x 48in Wheelchair Location
SECTION 102		
1	TYPE 1	GA Seating - 19in
SECTION 103		
60	TYPE 1	GA Seating - 19in
4	TYPE 5	Lower Bowl Disabled Patron Seating - 20in Companion Seat
4	TYPE 6	Lower Bowl Disabled Patron Seating - 33in x 48in Wheelchair Location
68		

LOWER BOWL MANIFEST - BY SECTION

Seat Quantity	Seat Category	Comments
SECTION 104		
389	TYPE 1	GA Seating - 19in
SECTION 105		
389	TYPE 1	GA Seating - 19in
SECTION 106		
389	TYPE 1	GA Seating - 19in
4	TYPE 1a	GA Seating - 19in Mounted to Portable Platform
4	TYPE 5	Lower Bowl Disabled Patron Seating - 20in Companion Seat
4	TYPE 6	Lower Bowl Disabled Patron Seating - 33in x 48in Wheelchair Location
401		
SECTION 107		
35	TYPE 3	Student Seating - Plastic Bench - 18in
5	TYPE 5	Lower Bowl Disabled Patron Seating - 20in Companion Seat
2	TYPE 6	Lower Bowl Disabled Patron Seating - 33in x 48in Wheelchair Location
1	TYPE 6	Lower Bowl Disabled Patron Seating - 36in x 48in Wheelchair Location
43		

LOWER BOWL MANIFEST - BY SECTION

Seat Quantity	Seat Category	Comments
SECTION 108		
29	TYPE 3	Student Seating - Plastic Bench - 18in
12	TYPE 3b	Student Seating - Plastic Bench - 18in, Concrete Mounted
2	TYPE 9	Concourse Railing Seat
43		
SECTION 109		
4	TYPE 1a	GA Seating - 19in Mounted to Portable Platform
4	TYPE 5	Lower Bowl Disabled Patron Seating - 20in Companion Seat
4	TYPE 6	Lower Bowl Disabled Patron Seating - 33in x 48in Wheelchair Location
408		
SECTION 110		
29	TYPE 3	Student Seating - Plastic Bench - 18in
12	TYPE 3b	Student Seating - Plastic Bench - 18in, Concrete Mounted
2	TYPE 9	Concourse Railing Seat
43		

LOWER BOWL MANIFEST - BY SECTION

Seat Quantity	Seat Category	Comments
SECTION 111		
29	TYPE 3	Student Seating - Plastic Bench - 18in
12	TYPE 5	Lower Bowl Disabled Patron Seating - 20in Companion Seat
2	TYPE 6	Lower Bowl Disabled Patron Seating - 33in x 48in Wheelchair Location
43		
SECTION 112		
389	TYPE 1	GA Seating - 19in
4	TYPE 1a	GA Seating - 19in Mounted to Portable Platform
4	TYPE 5	Lower Bowl Disabled Patron Seating - 20in Companion Seat
4	TYPE 6	Lower Bowl Disabled Patron Seating - 33in x 48in Wheelchair Location
401		
SECTION 113		
389	TYPE 1	GA Seating - 19in
4	TYPE 1a	GA Seating - 19in Mounted to Portable Platform
4	TYPE 5	Lower Bowl Disabled Patron Seating - 20in Companion Seat
4	TYPE 6	Lower Bowl Disabled Patron Seating - 33in x 48in Wheelchair Location
401		
SECTION 114		
389	TYPE 1	GA Seating - 19in
4	TYPE 5	Lower Bowl Disabled Patron Seating - 20in Companion Seat
4	TYPE 6	Lower Bowl Disabled Patron Seating - 33in x 48in Wheelchair Location
401		

LOWER BOWL MANIFEST - BY SECTION

Seat Quantity	Seat Category	Comments
SECTION 115		
59	TYPE 1	GA Seating - 19in
4	TYPE 5	Lower Bowl Disabled Patron Seating - 20in Companion Seat
4	TYPE 6	Lower Bowl Disabled Patron Seating - 33in x 48in Wheelchair Location
67		
SECTION 116		
389	TYPE 1	GA Seating - 19in
4	TYPE 5	Lower Bowl Disabled Patron Seating - 20in Companion Seat
133	TYPE 9	Concourse Railing Seat
Grand total: 5281		

HATCH LEGEND

- RETRACTABLE SEATS
- NON-FIXED SEATING LOCATION
- WHEELCHAIR SEATING, REMOVABLE

TYPE:	DESCRIPTION:
TYPE 1	19in UPHOLSTERED SEATS AND BACKS
TYPE 1a	19in UPHOLSTERED SEATS AND BACKS - REMOVABLE PLATFORM MOUNTED
TYPE 2	21in UPHOLSTERED SEATS AND BACKS
TYPE 3	18in - PLASTIC BENCH SEAT
TYPE 3a	18in PLASTIC BENCH SEAT - RETRACTABLE MOUNTED
TYPE 3b	18in PLASTIC BENCH SEAT - FIXED, NO ACCESS WHEN 3a ARE RETRACTED
TYPE 4	LOOSE SEAT - PADDED, FOLDING (TEAM SEATS) (INTERLOCKED IN GROUPS OF 3+ PER CBC 1028.12)
TYPE 5	BARRIER FREE COMPANION SEAT
TYPE 6	BARRIER FREE WHEELCHAIR POSITION
TYPE 7	FFE - TASK CHAIR
TYPE 8	LOOSE SEAT - PADDED, FOLDING
TYPE 9	CONCOURSE RAILING SEAT
	DESIGNATED AISLE (DA) SEATS PER. CBC 11B-802.4

CALIFORNIA BAPTIST UNIVERSITY

EVENTS CENTER

8431 DIANA AVENUE, RIVERSIDE, CA

ISSUE FOR CONSTRUCTION
01-22-2016

REVISIONS:

	DESCRIPTION	DATE
19	CCD #013	9-6-16
20	CCD #028	12-07-16

DATE ISSUED: 01-22-2016

SVA PROJECT NO: 2014-40129

SCALE: As indicated

SHEET NUMBER: A611

SHEET TITLE:

SEATING PLAN BY SECTION

ARCHITECTS

3 MACARTHUR PLACE, SUITE 850 SANTA ANA, CA 92707

T 949.809.3380 WWW.SVA-ARCHITECTS.COM

THIS DOCUMENT CONTAINS INFORMATION PROPRIETARY TO SVA ARCHITECTS INC. AND IS FURNISHED IN CONFIDENCE FOR THE LIMITED PURPOSE OF EVALUATION, BIDDING OR REVIEW. THIS DOCUMENT OR ITS CONTENTS MAY NOT BE USED FOR ANY OTHER PURPOSE AND MAY NOT BE REPRODUCED OR DISCLOSED TO OTHERS WITHOUT THE PRIOR WRITTEN CONSENT OF SVA ARCHITECTS INC. ALL RIGHTS RESERVED. © COPYRIGHT 2015.

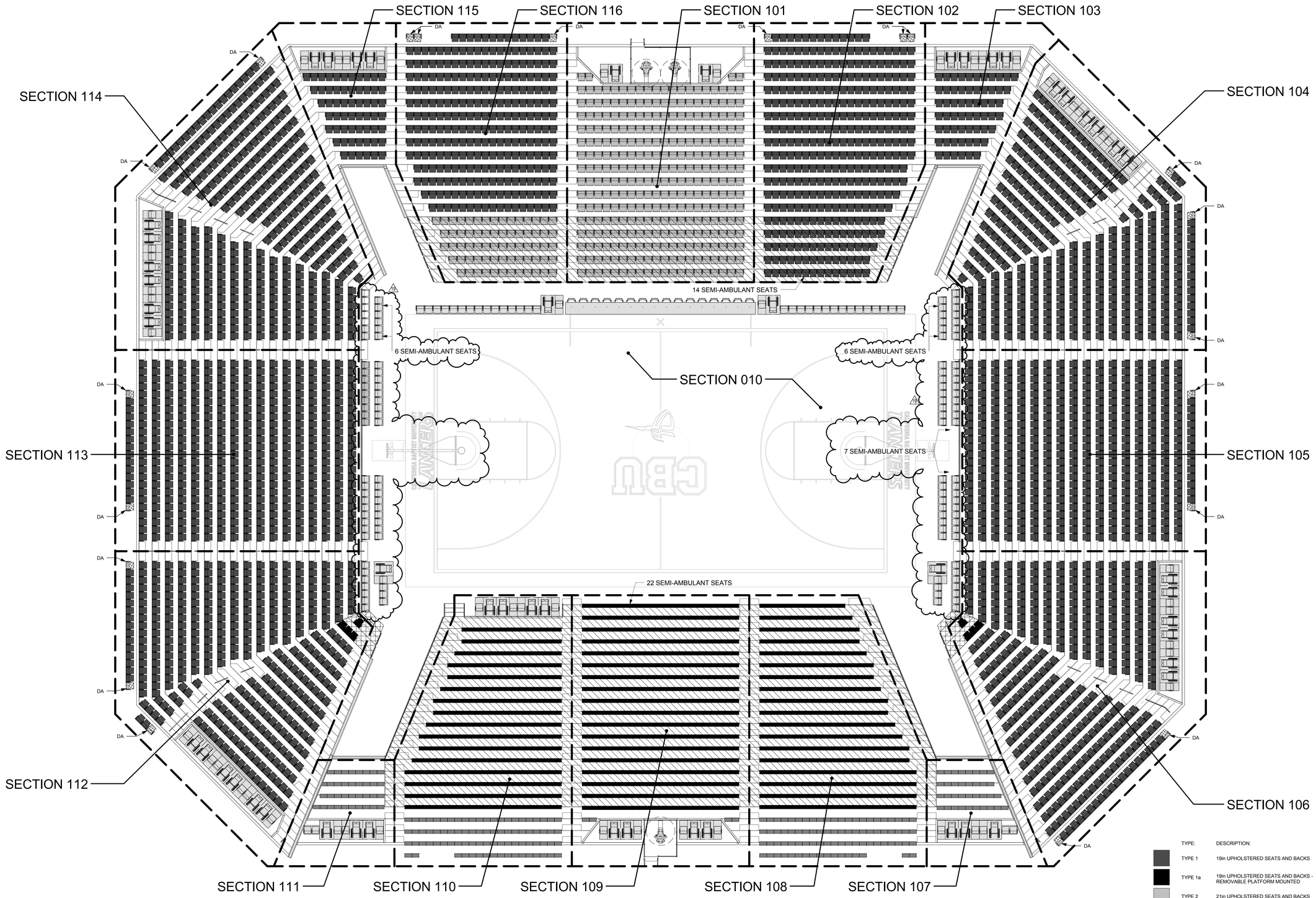

LOWER BOWL MANIFEST - BY SECTION

Seat Quantity	Seat Category	Comments
SECTION 010		
30	TYPE 4	Player Bench Seat - 21in
4	TYPE 5	Lower Bowl Disabled Patron Seating - 20in Companion Seat
4	TYPE 6	Lower Bowl Disabled Patron Seating - 36in x 48in Wheelchair Location
4	TYPE 7	FFE - TASK CHAIR
172	TYPE 8	LOOSE SEAT - PADDED, FOLDING (Team Seats)
SECTION 101		
304	TYPE 2	Lower Bowl VIP Seating - 21in
2	TYPE 5	Lower Bowl Disabled Patron Seating - 20in Companion Seat
2	TYPE 6	Lower Bowl Disabled Patron Seating - 36in x 48in Wheelchair Location
308		
SECTION 102		
344	TYPE 1	GA Seating - 19in
344		
SECTION 103		
60	TYPE 1	GA Seating - 19in
4	TYPE 5	Lower Bowl Disabled Patron Seating - 20in Companion Seat
4	TYPE 6	Lower Bowl Disabled Patron Seating - 33in x 48in Wheelchair Location
68		
SECTION 104		
1	TYPE 1	GA Seating - 19in
4	TYPE 5	Lower Bowl Disabled Patron Seating - 20in Companion Seat
1	TYPE 6	Lower Bowl Disabled Patron Seating - 33in x 48in Wheelchair Location

LOWER BOWL MANIFEST - BY SECTION

Seat Quantity	Seat Category	Comments
SECTION 105		
43	TYPE 1	GA Seating - 19in
SECTION 106		
43	TYPE 1	GA Seating - 19in
1	TYPE 1a	GA Seating - 19in Mounted to Portable Platform
6	TYPE 5	Lower Bowl Disabled Patron Seating - 20in Companion Seat
6	TYPE 6	Lower Bowl Disabled Patron Seating - 33in x 48in Wheelchair Location
SECTION 107		
39	TYPE 3	Student Seating - Plastic Bench - 18in
5	TYPE 5	Lower Bowl Disabled Patron Seating - 20in Companion Seat
2	TYPE 6	Lower Bowl Disabled Patron Seating - 33in x 48in Wheelchair Location
1	TYPE 6	Lower Bowl Disabled Patron Seating - 36in x 48in Wheelchair Location
43		
SECTION 108		
83	TYPE 3	Student Seating - Plastic Bench - 18in
322	TYPE 3a	Student Seating - Plastic Bench - 18in Retractable Mounted
405		
SECTION 109		
4	TYPE 3	Student Seating - Plastic Bench - 18in
396	TYPE 3a	Student Seating - Plastic Bench - 18in Retractable Mounted
4	TYPE 5	Lower Bowl Disabled Patron Seating - 20in Companion Seat

LOWER BOWL MANIFEST - BY SECTION

Seat Quantity	Seat Category	Comments
4	TYPE 6	Lower Bowl Disabled Patron Seating - 33in x 48in Wheelchair Location
408		
SECTION 110		
83	TYPE 3	Student Seating - Plastic Bench - 18in
296	TYPE 3a	Student Seating - Plastic Bench - 18in Retractable Mounted
4	TYPE 5	Lower Bowl Disabled Patron Seating - 20in Companion Seat
4	TYPE 6	Lower Bowl Disabled Patron Seating - 33in x 48in Wheelchair Location
387		
SECTION 111		
39	TYPE 3	Student Seating - Plastic Bench - 18in
5	TYPE 5	Lower Bowl Disabled Patron Seating - 20in Companion Seat
2	TYPE 6	Lower Bowl Disabled Patron Seating - 33in x 48in Wheelchair Location
1	TYPE 6	Lower Bowl Disabled Patron Seating - 36in x 48in Wheelchair Location
44		
SECTION 112		
4	TYPE 1	GA Seating - 19in
1	TYPE 1a	GA Seating - 19in Mounted to Portable Platform
6	TYPE 5	Lower Bowl Disabled Patron Seating - 20in Companion Seat
6	TYPE 6	Lower Bowl Disabled Patron Seating - 33in x 48in Wheelchair Location
SECTION 113		
43	TYPE 1	GA Seating - 19in

LOWER BOWL MANIFEST - BY SECTION

Seat Quantity	Seat Category	Comments
SECTION 114		
43	TYPE 1	GA Seating - 19in
6	TYPE 5	Lower Bowl Disabled Patron Seating - 20in Companion Seat
6	TYPE 6	Lower Bowl Disabled Patron Seating - 33in x 48in Wheelchair Location
SECTION 115		
59	TYPE 1	GA Seating - 19in
4	TYPE 5	Lower Bowl Disabled Patron Seating - 20in Companion Seat
4	TYPE 6	Lower Bowl Disabled Patron Seating - 33in x 48in Wheelchair Location
67		
SECTION 116		
269	TYPE 1	GA Seating - 19in
68	TYPE 2	Lower Bowl VIP Seating - 21in Retractable Mounted
337		

Grand total: 5054

TYPE:	DESCRIPTION:
TYPE 1	19in UPHOLSTERED SEATS AND BACKS
TYPE 1a	19in UPHOLSTERED SEATS AND BACKS - REMOVABLE PLATFORM MOUNTED
TYPE 2	21in UPHOLSTERED SEATS AND BACKS
TYPE 3	18in - PLASTIC BENCH SEAT
TYPE 3a	18in PLASTIC BENCH SEAT - RETRACTABLE MOUNTED
TYPE 4	LOOSE SEAT - PADDED, FOLDING (TEAM SEATS) (INTERLOCKED IN GROUPS OF 3+ PER CBC 1028.12)
TYPE 5	BARRIER FREE COMPANION SEAT
TYPE 6	BARRIER FREE WHEELCHAIR POSITION
TYPE 7	FFE - TASK CHAIR
TYPE 8	LOOSE SEAT - PADDED, FOLDING
DA	DESIGNATED AISLE (DA) SEATS PER. CBC 11B-802.4

CALIFORNIA BAPTIST UNIVERSITY

EVENTS CENTER

8431 DIANA AVENUE, RIVERSIDE, CA

ISSUE FOR CONSTRUCTION
01-22-2016

REVISIONS:

	DESCRIPTION	DATE
19	CCD #013	9-6-16

DATE ISSUED: 01-22-2016

SVA PROJECT NO: 2014-40129

SCALE: As indicated

SHEET NUMBER: A611

SHEET TITLE:

SEATING PLAN BY SECTION

3 MACARTHUR PLACE, SUITE 850 SANTA ANA, CA 92707
T 949.809.3380 WWW.SVA-ARCHITECTS.COM

THIS DOCUMENT CONTAINS INFORMATION PROPRIETARY TO SVA ARCHITECTS INC., AND IS FURNISHED IN CONFIDENCE FOR THE LIMITED PURPOSE OF EVALUATION, BIDDING OR REVIEW. THIS DOCUMENT OR ITS CONTENTS MAY NOT BE USED FOR ANY OTHER PURPOSE AND MAY NOT BE REPRODUCED OR DISCLOSED TO OTHERS WITHOUT THE PRIOR WRITTEN CONSENT OF SVA ARCHITECTS INC. ALL RIGHTS RESERVED, © COPYRIGHT 2015.

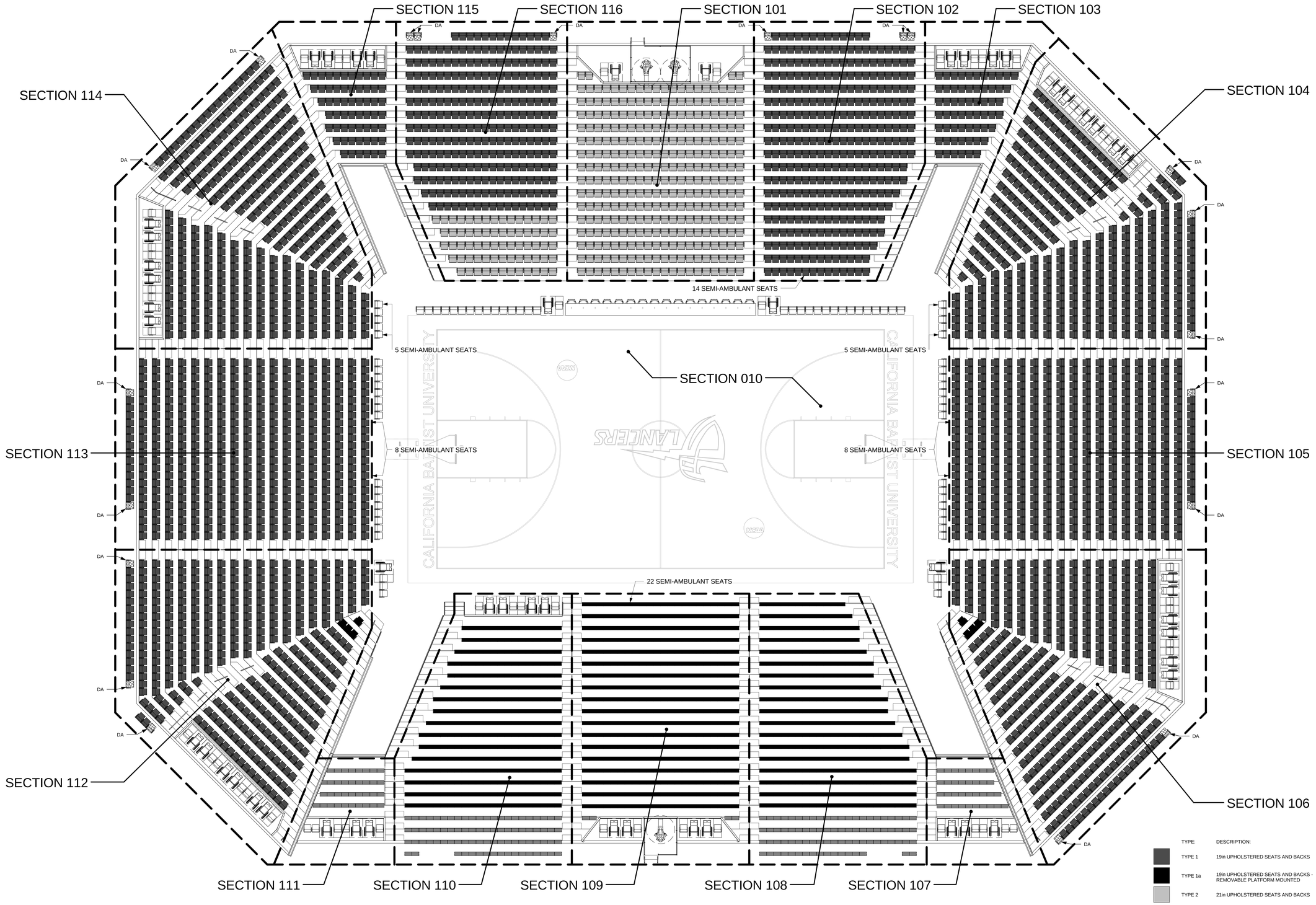

LOWER BOWL MANIFEST - BY SECTION

Seat Quantity	Seat Category	Comments
SECTION 010		
30	TYPE 4	Player Bench Seat - 21in
4	TYPE 5	Lower Bowl Disabled Patron Seating - 20in Companion Seat
4	TYPE 6	Lower Bowl Disabled Patron Seating - 36in x 48in Wheelchair Location
16	TYPE 7	Press Seat - Task Chair
46	TYPE 8	On Court Seating - 19in Padded Folding
100		
SECTION 101		
304	TYPE 2	Lower Bowl VIP Seating - 21in
2	TYPE 5	Lower Bowl Disabled Patron Seating - 20in Companion Seat
2	TYPE 6	Lower Bowl Disabled Patron Seating - 33in x 48in Wheelchair Location
308		
SECTION 102		
344	TYPE 1	GA Seating - 19in
344		
SECTION 103		
60	TYPE 1	GA Seating - 19in
4	TYPE 5	Lower Bowl Disabled Patron Seating - 20in Companion Seat
4	TYPE 6	Lower Bowl Disabled Patron Seating - 33in x 48in Wheelchair Location
68		

LOWER BOWL MANIFEST - BY SECTION

Seat Quantity	Seat Category	Comments
SECTION 104		
400	TYPE 1	GA Seating - 19in
6	TYPE 5	Lower Bowl Disabled Patron Seating - 20in Companion Seat
6	TYPE 6	Lower Bowl Disabled Patron Seating - 33in x 48in Wheelchair Location
412		
SECTION 105		
448	TYPE 1	GA Seating - 19in
448		
SECTION 106		
395	TYPE 1	GA Seating - 19in
4	TYPE 1a	GA Seating - 19in Mounted to Portable Platform
6	TYPE 5	Lower Bowl Disabled Patron Seating - 20in Companion Seat
6	TYPE 6	Lower Bowl Disabled Patron Seating - 33in x 48in Wheelchair Location
411		
SECTION 107		
35	TYPE 3	Student Seating - Plastic Bench - 18in
5	TYPE 5	Lower Bowl Disabled Patron Seating - 20in Companion Seat
3	TYPE 6	
43		

LOWER BOWL MANIFEST - BY SECTION

Seat Quantity	Seat Category	Comments
SECTION 108		
53	TYPE 3	Student Seating - Plastic Bench - 18in
322	TYPE 3a	Student Seating - Plastic Bench - 18in Retractable Mounted
405		
SECTION 109		
4	TYPE 3	Student Seating - Plastic Bench - 18in
596	TYPE 3a	Student Seating - Plastic Bench - 18in Retractable Mounted
4	TYPE 5	Lower Bowl Disabled Patron Seating - 20in Companion Seat
4	TYPE 6	Lower Bowl Disabled Patron Seating - 33in x 48in Wheelchair Location
408		
SECTION 110		
53	TYPE 3	Student Seating - Plastic Bench - 18in
296	TYPE 3a	Student Seating - Plastic Bench - 18in Retractable Mounted
4	TYPE 5	Lower Bowl Disabled Patron Seating - 20in Companion Seat
4	TYPE 6	Lower Bowl Disabled Patron Seating - 33in x 48in Wheelchair Location
387		
SECTION 111		
35	TYPE 3	Student Seating - Plastic Bench - 18in
5	TYPE 5	Lower Bowl Disabled Patron Seating - 20in Companion Seat
3	TYPE 6	
44		

LOWER BOWL MANIFEST - BY SECTION

Seat Quantity	Seat Category	Comments
SECTION 112		
397	TYPE 1	GA Seating - 19in
4	TYPE 1a	GA Seating - 19in Mounted to Portable Platform
6	TYPE 5	Lower Bowl Disabled Patron Seating - 20in Companion Seat
6	TYPE 6	Lower Bowl Disabled Patron Seating - 33in x 48in Wheelchair Location
413		
SECTION 113		
448	TYPE 1	GA Seating - 19in
448		
SECTION 114		
399	TYPE 1	GA Seating - 19in
6	TYPE 5	Lower Bowl Disabled Patron Seating - 20in Companion Seat
6	TYPE 6	Lower Bowl Disabled Patron Seating - 33in x 48in Wheelchair Location
411		
SECTION 115		
56	TYPE 1	GA Seating - 19in
4	TYPE 5	Lower Bowl Disabled Patron Seating - 20in Companion Seat
4	TYPE 6	Lower Bowl Disabled Patron Seating - 33in x 48in Wheelchair Location
67		
SECTION 116		
268	TYPE 1	GA Seating - 19in
68	TYPE 2	Lower Bowl VIP Seating - 21in Retractable Mounted
337		
Grand total: 5054		

TYPE:	DESCRIPTION:
TYPE 1	19in UPHOLSTERED SEATS AND BACKS
TYPE 1a	19in UPHOLSTERED SEATS AND BACKS - REMOVABLE PLATFORM MOUNTED
TYPE 2	21in UPHOLSTERED SEATS AND BACKS
TYPE 3	18in PLASTIC BENCH SEAT - RETRACTABLE MOUNTED
TYPE 3a	PLASTIC BENCH SEAT
TYPE 4	LOOSE SEAT - PADDED, FOLDING (INTERLOCKED IN GROUPS OF 3+ PER CBC 1028.12)
TYPE 5	BARRIER FREE COMPANION SEAT
TYPE 6	BARRIER FREE WHEELCHAIR POSITION
TYPE 7	FFE - TASK CHAIR
TYPE 8	LOOSE SEAT - PADDED, FOLDING
	DESIGNATED AISLE (DA) SEATS PER. CBC 11B-802.4

CALIFORNIA BAPTIST UNIVERSITY

EVENTS CENTER

8431 DIANA AVENUE, RIVERSIDE, CA

ISSUE FOR CONSTRUCTION
01-22-2016

LICENSED ARCHITECT
ROBERT M. SIMORS
No. C-18301
Jan. 31, 2017
STATE OF CALIFORNIA

REVISIONS:

	DESCRIPTION	DATE
1		
2		
3		
4		
5		
6		
7		
8		
9		
10		
11		
12		

DATE ISSUED: 01-22-2016

SVA PROJECT NO: 2014-40129

SCALE: As indicated

SHEET NUMBER: **A611**

SHEET TITLE:

SEATING PLAN

h+k SVA ARCHITECTS
3 MACARTHUR PLACE, SUITE 850 SANTA ANA, CA 92707
T 949.809.3380 WWW.SVA-ARCHITECTS.COM

THIS DOCUMENT CONTAINS INFORMATION PROPRIETARY TO SVA ARCHITECTS INC. AND IS FURNISHED IN CONFIDENCE FOR THE LIMITED PURPOSE OF EVALUATION, BIDDING OR REVIEW. THIS DOCUMENT OR ITS CONTENTS MAY NOT BE USED FOR ANY OTHER PURPOSE AND MAY NOT BE REPRODUCED OR DISCLOSED TO OTHERS WITHOUT THE PRIOR WRITTEN CONSENT OF SVA ARCHITECTS INC. ALL RIGHTS RESERVED, © COPYRIGHT 2015.

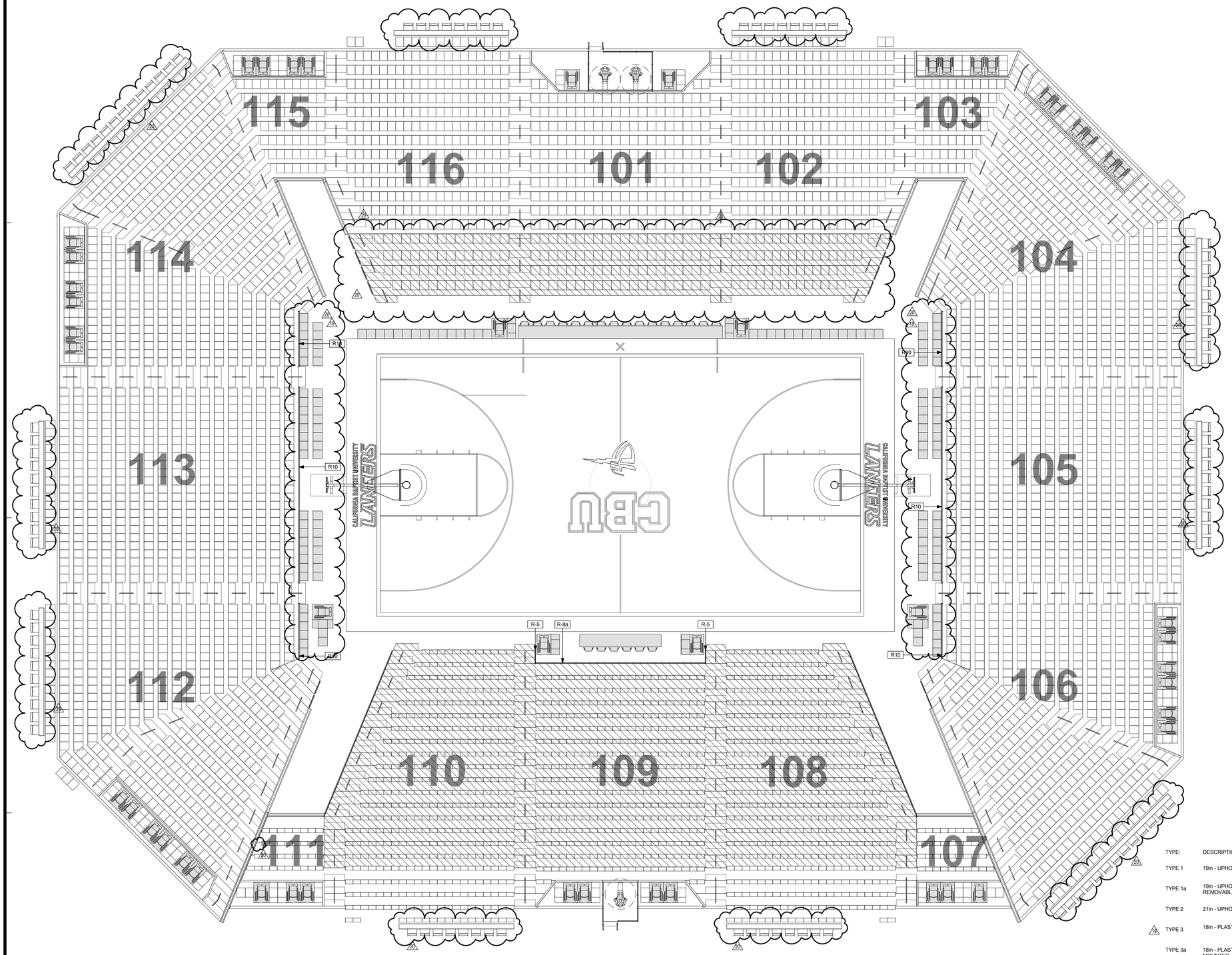

HATCH LEGEND

- RETRACTABLE SEATS
- NON-FIXED SEATING LOCATION
- WHEELCHAIR SEATING, REMOVABLE

TYPE:	DESCRIPTION:
TYPE 1	19in - UPHOLSTERED SEATS AND BACKS
TYPE 1a	19in - UPHOLSTERED SEATS AND BACKS, REMOVABLE PLATFORM MOUNTED
TYPE 2	21in - UPHOLSTERED SEATS AND BACKS
TYPE 3	18in - PLASTIC BENCH SEAT
TYPE 3a	18in - PLASTIC BENCH SEAT - RETRACTABLE MOUNTED
TYPE 3b	18in PLASTIC BENCH SEAT - FIXED, NO ACCESS WHEN 3a ARE RETRACTED
TYPE 4	21in - LOOSE SEAT - PADDED, FOLDING (TEAM SEATS) (INTERLOCKED IN GROUPS OF 3+ PER CBC 1028.12)
TYPE 5	BARRIER FREE COcompanion SEAT
TYPE 6	BARRIER FREE WHEELCHAIR POSITION
TYPE 7	FFE - TASK CHAIR
TYPE 8	20in - LOOSE SEAT - PADDED, FOLDING
TYPE 9	CONCOURSE RAILING SEAT

ALTERNATE CONFIGURATION MANIFEST - BASKETBALL SCORERS N/S

Seat Quantity	Seating Section
TYPE 1	
256	SECTION 102
256	SECTION 103
256	SECTION 104
256	SECTION 105
360	SECTION 106
391	SECTION 112
256	SECTION 113
256	SECTION 114
256	SECTION 115
269	SECTION 116
TYPE 1a	
4	SECTION 106
4	SECTION 112
TYPE 1a 8	
TYPE 2	
256	SECTION 101
256	SECTION 116
TYPE 3	
35	SECTION 107
83	SECTION 108
4	SECTION 109
4	SECTION 110
4	SECTION 111
TYPE 3a	
220	SECTION 108
330	SECTION 109
220	SECTION 110
TYPE 3b	
TYPE 4	
30	SECTION 010
TYPE 4: 30	
TYPE 5	
4	SECTION 010
2	SECTION 101
4	SECTION 103
4	SECTION 104
6	SECTION 106
5	SECTION 107
6	SECTION 109
5	SECTION 111
6	SECTION 112
6	SECTION 114
4	SECTION 115
TYPE 6: 54	
TYPE 6	
4	SECTION 010
2	SECTION 101
4	SECTION 103
4	SECTION 104
6	SECTION 106
3	SECTION 107
6	SECTION 109
3	SECTION 111
6	SECTION 112
6	SECTION 114
4	SECTION 115
TYPE 6: 50	
TYPE 7	
16	SECTION 010
6	SECTION 109
TYPE 7: 22	
TYPE 8	
1000	SECTION 010
TYPE 8	
TYPE 8	
8	SECTION 102
10	SECTION 104
10	SECTION 105
13	SECTION 106
8	SECTION 108
8	SECTION 110
10	SECTION 112
10	SECTION 113
13	SECTION 114
8	SECTION 116
TYPE 9: 98	
Grand total: 5074	

CALIFORNIA BAPTIST UNIVERSITY

EVENTS CENTER

8431 DIANA AVENUE, RIVERSIDE, CA

ISSUE FOR CONSTRUCTION 01-22-2016

REVISIONS:

	DESCRIPTION	DATE
19	CCD #013	9-6-16
20	CCD #028	12-07-16

DATE ISSUED: 01-22-2016

SVA PROJECT NO: 2014-40129

SCALE: As indicated

SHEET NUMBER: A612

SHEET TITLE:

BOWL ALTERNATE CONFIGURATION - SCORERS N/S

SVA ARCHITECTS

3 MACARTHUR PLACE, SUITE 850 SANTA ANA, CA 92707

T 949.809.3380 WWW.SVA-ARCHITECTS.COM

THIS DOCUMENT CONTAINS INFORMATION PROPRIETARY TO SVA ARCHITECTS INC. AND IS FURNISHED IN CONFIDENCE FOR THE LIMITED PURPOSE OF EVALUATION, BIDDING OR REVIEW. THIS DOCUMENT OR ITS CONTENTS MAY NOT BE USED FOR ANY OTHER PURPOSE AND MAY NOT BE REPRODUCED OR DISCLOSED TO OTHERS WITHOUT THE PRIOR WRITTEN CONSENT OF SVA ARCHITECTS INC. ALL RIGHTS RESERVED, © COPYRIGHT 2015.

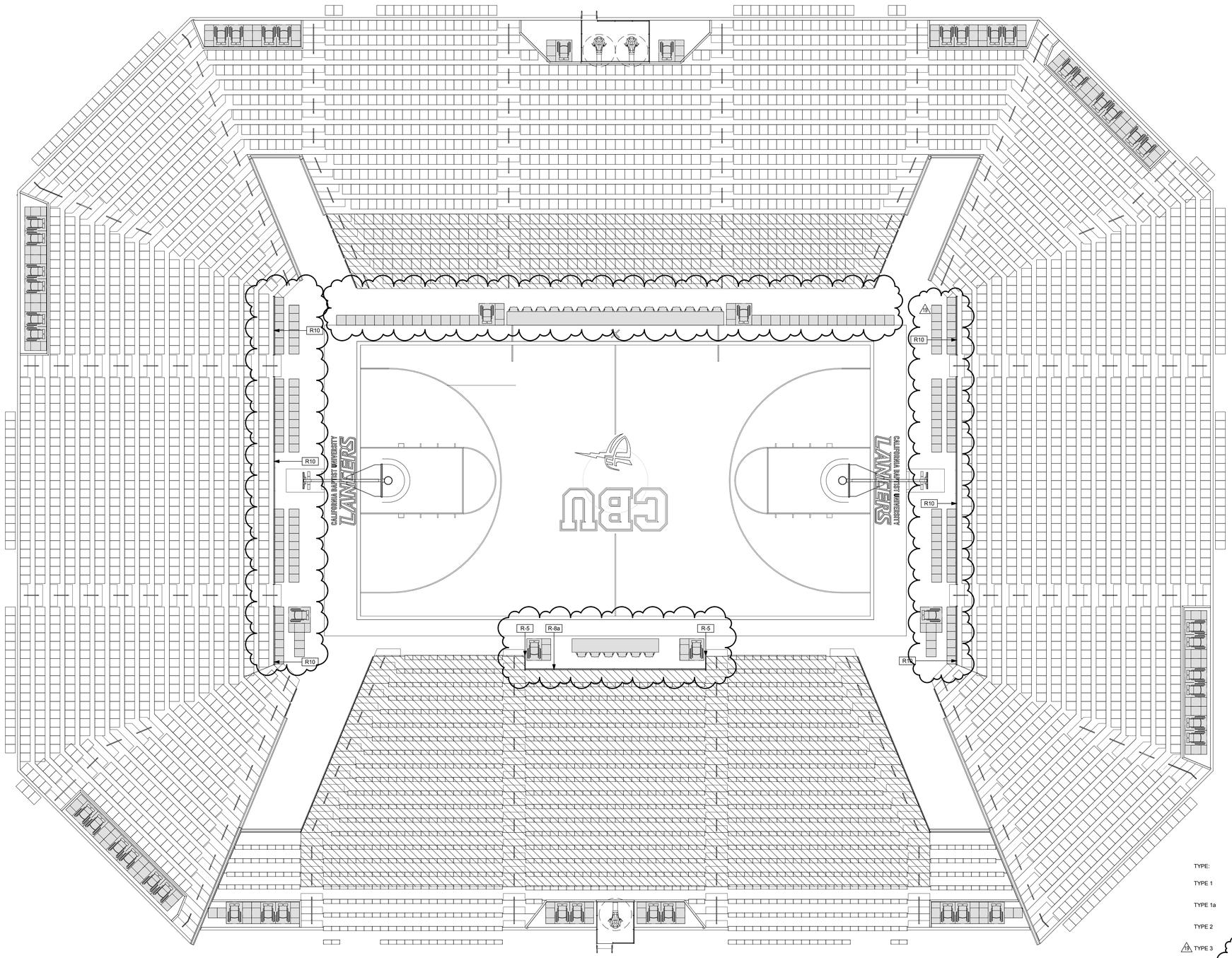

TYPE:	DESCRIPTION:
TYPE 1	19in - UPHOLSTERED SEATS AND BACKS
TYPE 1a	19in - UPHOLSTERED SEATS AND BACKS, REMOVABLE PLATFORM MOUNTED
TYPE 2	21in - UPHOLSTERED SEATS AND BACKS
19 TYPE 3	18in - PLASTIC BENCH SEAT
TYPE 3a	18in - PLASTIC BENCH SEAT - RETRACTABLE MOUNTED
TYPE 4	21in - LOOSE SEAT - PADDED, FOLDING (TEAM SEATS) (INTERLOCKED IN GROUPS OF 3+ PER CBC 1028.12)
TYPE 5	BARRIER FREE COMPANION SEAT
TYPE 6	BARRIER FREE WHEELCHAIR POSITION
TYPE 7	FFE - TASK CHAIR
TYPE 8	19in - LOOSE SEAT - PADDED, FOLDING

ALTERNATE CONFIGURATION MANIFEST - BASKETBALL SCORERS N/S

Seat Quantity	Seating Section
TYPE 1	
344	SECTION 102
4	SECTION 103
19 1	SECTION 104
424	SECTION 105
389	SECTION 106
391	SECTION 112
424	SECTION 113
391	SECTION 114
36	SECTION 115
269	SECTION 116
19 TYPE 1: 1	
TYPE 1a	
4	SECTION 106
4	SECTION 112
TYPE 1a: 8	
TYPE 2	
304	SECTION 101
68	SECTION 116
TYPE 2: 372	
TYPE 3	
35	SECTION 107
83	SECTION 108
4	SECTION 109
83	SECTION 110
36	SECTION 111
TYPE 3: 241	
TYPE 3a	
322	SECTION 108
352	SECTION 109
321	SECTION 110
TYPE 3a: 995	
TYPE 4	
30	SECTION 010
TYPE 4: 30	
TYPE 5	
4	SECTION 010
2	SECTION 101
4	SECTION 103
6	SECTION 104
6	SECTION 106
5	SECTION 107
6	SECTION 109
5	SECTION 111
6	SECTION 112
6	SECTION 114
4	SECTION 115
TYPE 5: 54	
TYPE 6	
4	SECTION 010
2	SECTION 101
4	SECTION 103
6	SECTION 104
6	SECTION 106
3	SECTION 107
6	SECTION 109
3	SECTION 111
6	SECTION 112
6	SECTION 114
4	SECTION 115
TYPE 6: 50	
TYPE 7	
16	SECTION 010
6	SECTION 109
TYPE 7: 22	
TYPE 8	
19 136	SECTION 010
TYPE 8: 136	
Grand total: 5055	

CALIFORNIA BAPTIST UNIVERSITY

EVENTS CENTER

8431 DIANA AVENUE, RIVERSIDE, CA

ISSUE FOR CONSTRUCTION 01-22-2016

REVISIONS:

	DESCRIPTION	DATE
19	CCD #013	9-6-16

DATE ISSUED: 01-22-2016

SVA PROJECT NO: 2014-40129

SCALE: As indicated

SHEET NUMBER: A612

SHEET TITLE:

BOWL ALTERNATE CONFIGURATION - SCORERS N/S

SVA ARCHITECTS

3 MACARTHUR PLACE, SUITE 850 SANTA ANA, CA 92707

T 949.809.3380 WWW.SVA-ARCHITECTS.COM

THIS DOCUMENT CONTAINS INFORMATION PROPRIETARY TO SVA ARCHITECTS INC. AND IS FURNISHED IN CONFIDENCE FOR THE LIMITED PURPOSE OF EVALUATION, BIDDING OR REVIEW. THIS DOCUMENT OR ITS CONTENTS MAY NOT BE USED FOR ANY OTHER PURPOSE AND MAY NOT BE REPRODUCED OR DISCLOSED TO OTHERS WITHOUT THE PRIOR WRITTEN CONSENT OF SVA ARCHITECTS INC. ALL RIGHTS RESERVED. © COPYRIGHT 2015.

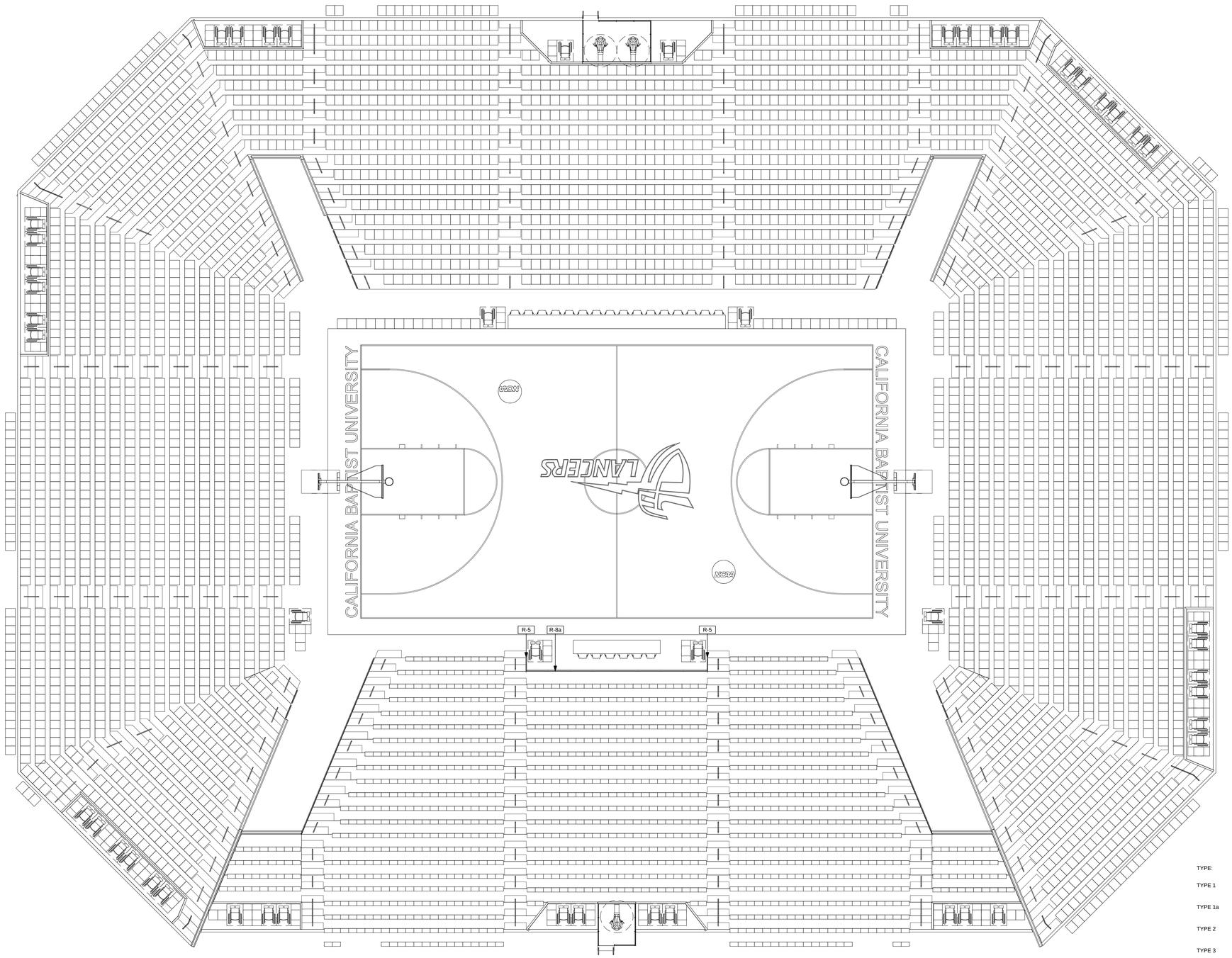

TYPE:	DESCRIPTION:
TYPE 1	19in - UPHOLSTERED SEATS AND BACKS
TYPE 1a	19in - UPHOLSTERED SEATS AND BACKS, REMOVABLE PLATFORM MOUNTED
TYPE 2	21in - UPHOLSTERED SEATS AND BACKS
TYPE 3	18in - PLASTIC BENCH SEAT - RETRACTABLE MOUNTED
TYPE 3a	18in - PLASTIC BENCH SEAT
TYPE 4	21in - LOOSE SEAT - PADDED, FOLDING (INTERLOCKED IN GROUPS OF 3+ PER CBC 1028.12)
TYPE 5	BARRIER FREE COMPANION SEAT
TYPE 6	BARRIER FREE WHEELCHAIR POSITION
TYPE 7	FFE - TASK CHAIR
TYPE 8	19in - LOOSE SEAT - PADDED, FOLDING

ALTERNATE CONFIGURATION MANIFEST - BASKETBALL SCORERS N/S

Seat Quantity	Seating Section
TYPE 1:	
344	SECTION 102
65	SECTION 103
400	SECTION 104
445	SECTION 105
395	SECTION 106
397	SECTION 112
448	SECTION 113
399	SECTION 114
59	SECTION 115
299	SECTION 116
TYPE 1: 3219	
TYPE 1a	
4	SECTION 106
4	SECTION 112
TYPE 1a: 8	
TYPE 2	
304	SECTION 101
68	SECTION 116
TYPE 2: 372	
TYPE 3	
35	SECTION 107
83	SECTION 108
4	SECTION 109
83	SECTION 110
36	SECTION 111
TYPE 3: 241	
TYPE 3a	
322	SECTION 108
363	SECTION 109
321	SECTION 110
TYPE 3a: 995	
TYPE 4	
30	SECTION 010
TYPE 4: 30	
TYPE 5	
4	SECTION 010
2	SECTION 101
4	SECTION 103
6	SECTION 104
6	SECTION 106
5	SECTION 107
6	SECTION 109
5	SECTION 111
6	SECTION 112
6	SECTION 114
4	SECTION 116
TYPE 5: 54	
TYPE 6	
4	SECTION 010
2	SECTION 101
4	SECTION 103
6	SECTION 104
6	SECTION 106
3	SECTION 107
6	SECTION 109
3	SECTION 111
6	SECTION 112
6	SECTION 114
4	SECTION 115
TYPE 6: 50	
TYPE 7	
16	SECTION 010
6	SECTION 109
TYPE 7: 22	
TYPE 8	
46	SECTION 010
TYPE 8: 46	
Grand total: 5037	

CALIFORNIA BAPTIST UNIVERSITY

EVENTS CENTER

8431 DIANA AVENUE, RIVERSIDE, CA

ISSUE FOR CONSTRUCTION
01-22-2016

LICENSED ARCHITECT
ROBERT M. SIMONS
No. C-18301
Jan. 31, 2017
STATE OF CALIFORNIA

REVISIONS:

	DESCRIPTION	DATE
1		
2		
3		
4		
5		
6		
7		
8		
9		
10		
11		

DATE ISSUED: 01-22-2016

SVA PROJECT NO: 2014-40129

SCALE: As indicated

SHEET NUMBER: A612

SHEET TITLE:

BOWL ALTERNATE CONFIGURATION - SCORERS N/S

3 MACARTHUR PLACE, SUITE 850 SANTA ANA, CA 92707
T 949.809.3380 WWW.SVA-ARCHITECTS.COM

THIS DOCUMENT CONTAINS INFORMATION PROPRIETARY TO SVA ARCHITECTS INC. AND IS FURNISHED IN CONFIDENCE FOR THE LIMITED PURPOSE OF EVALUATION, BIDDING OR REVIEW. THIS DOCUMENT OR ITS CONTENTS MAY NOT BE USED FOR ANY OTHER PURPOSE AND MAY NOT BE REPRODUCED OR DISCLOSED TO OTHERS WITHOUT THE PRIOR WRITTEN CONSENT OF SVA ARCHITECTS INC. ALL RIGHTS RESERVED. © COPYRIGHT 2015.

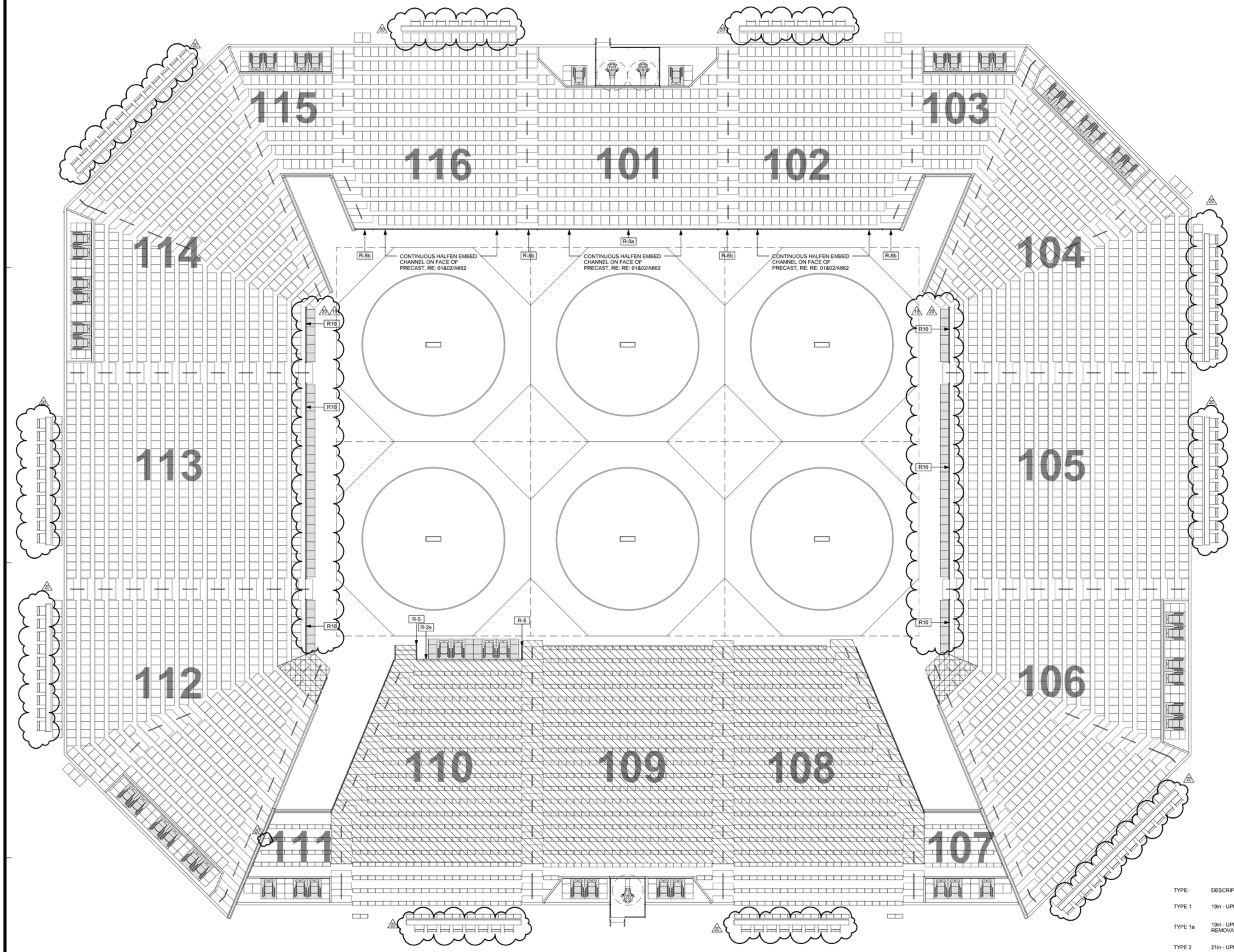

TYPE:	DESCRIPTION:
TYPE 1	19in - UPHOLSTERED SEATS AND BACKS
TYPE 1a	19in - UPHOLSTERED SEATS AND BACKS, REMOVABLE PLATFORM MOUNTED
TYPE 2	21in - UPHOLSTERED SEATS AND BACKS
TYPE 3	18in - PLASTIC BENCH SEAT
TYPE 3a	18in - PLASTIC BENCH SEAT - RETRACTABLE MOUNTED
TYPE 3b	18in PLASTIC BENCH SEAT - FIXED, NO ACCESS WHEN 3a ARE RETRACTED
TYPE 4	21in - LOOSE SEAT - PADDED, FOLDING (TEAM SEATS) (INTERLOCKED IN GROUPS OF 3+ PER CBC 1028.12)
TYPE 5	BARRIER FREE COMPANION SEAT
TYPE 6	BARRIER FREE WHEELCHAIR POSITION
TYPE 7	FFE - TASK CHAIR
TYPE 8	20in - LOOSE SEAT - PADDED, FOLDING
TYPE 9	CONCOURSE RAILING SEAT

HATCH LEGEND

- RETRACTABLE SEATS
- NON-FIXED SEATING LOCATION
- WHEELCHAIR SEATING, REMOVABLE

ALTERNATE CONFIGURATION MANIFEST - WRESTLING 6 MAT HIGHSCHOOL

Seat Quantity	Seating Section
TYPE 1	
269	SECTION 102
269	SECTION 103
424	SECTION 104
424	SECTION 105
389	SECTION 106
391	SECTION 112
424	SECTION 113
424	SECTION 114
391	SECTION 115
269	SECTION 116
TYPE 1: 3,824	
TYPE 1a	
4	SECTION 106
4	SECTION 112
TYPE 1a: 8	
TYPE 2	
204	SECTION 101
TYPE 2: 204	
TYPE 3	
38	SECTION 107
83	SECTION 108
4	SECTION 109
4	SECTION 110
83	SECTION 111
TYPE 3: 204	
TYPE 3a	
330	SECTION 108
330	SECTION 109
224	SECTION 110
TYPE 3a: 884	
TYPE 3b	
22	SECTION 108
22	SECTION 109
22	SECTION 110
TYPE 3b: 66	
TYPE 5	
2	SECTION 101
4	SECTION 103
6	SECTION 104
6	SECTION 106
5	SECTION 107
4	SECTION 109
4	SECTION 110
5	SECTION 111
6	SECTION 112
6	SECTION 114
4	SECTION 115
TYPE 5: 52	
TYPE 6	
2	SECTION 101
4	SECTION 103
6	SECTION 104
6	SECTION 106
3	SECTION 107
4	SECTION 109
4	SECTION 110
3	SECTION 111
6	SECTION 112
6	SECTION 114
4	SECTION 115
TYPE 6: 48	
TYPE 8	
261	SECTION 010
TYPE 8: 261	
TYPE 9	
8	SECTION 102
10	SECTION 104
10	SECTION 105
13	SECTION 106
8	SECTION 108
8	SECTION 110
10	SECTION 112
10	SECTION 113
13	SECTION 114
8	SECTION 116
TYPE 9: 98	
Grand total: 4806	

CALIFORNIA BAPTIST UNIVERSITY

EVENTS CENTER

8431 DIANA AVENUE, RIVERSIDE, CA

ISSUE FOR CONSTRUCTION 01-22-2016

REVISIONS:

	DESCRIPTION	DATE
19	CCD #013	9-6-16
20	CCD #028	12-07-16

DATE ISSUED: 01-22-2016

SVA PROJECT NO: 2014-40129

SCALE: As indicated

SHEET NUMBER: A613

SHEET TITLE:

BOWL ALTERNATE CONFIGURATION - WRESTLING 6 MAT HIGHSCHOOL

3 MACARTHUR PLACE, SUITE 850 SANTA ANA, CA 92707

T 949.809.3380 WWW.SVA-ARCHITECTS.COM

THIS DOCUMENT CONTAINS INFORMATION PROPRIETARY TO SVA ARCHITECTS INC. AND IS FURNISHED IN CONFIDENCE FOR THE LIMITED PURPOSE OF EVALUATION, BIDDING OR REVIEW. THIS DOCUMENT OR ITS CONTENTS MAY NOT BE USED FOR ANY OTHER PURPOSE AND MAY NOT BE REPRODUCED OR DISCLOSED TO OTHERS WITHOUT THE PRIOR WRITTEN CONSENT OF SVA ARCHITECTS INC. ALL RIGHTS RESERVED. © COPYRIGHT 2015.

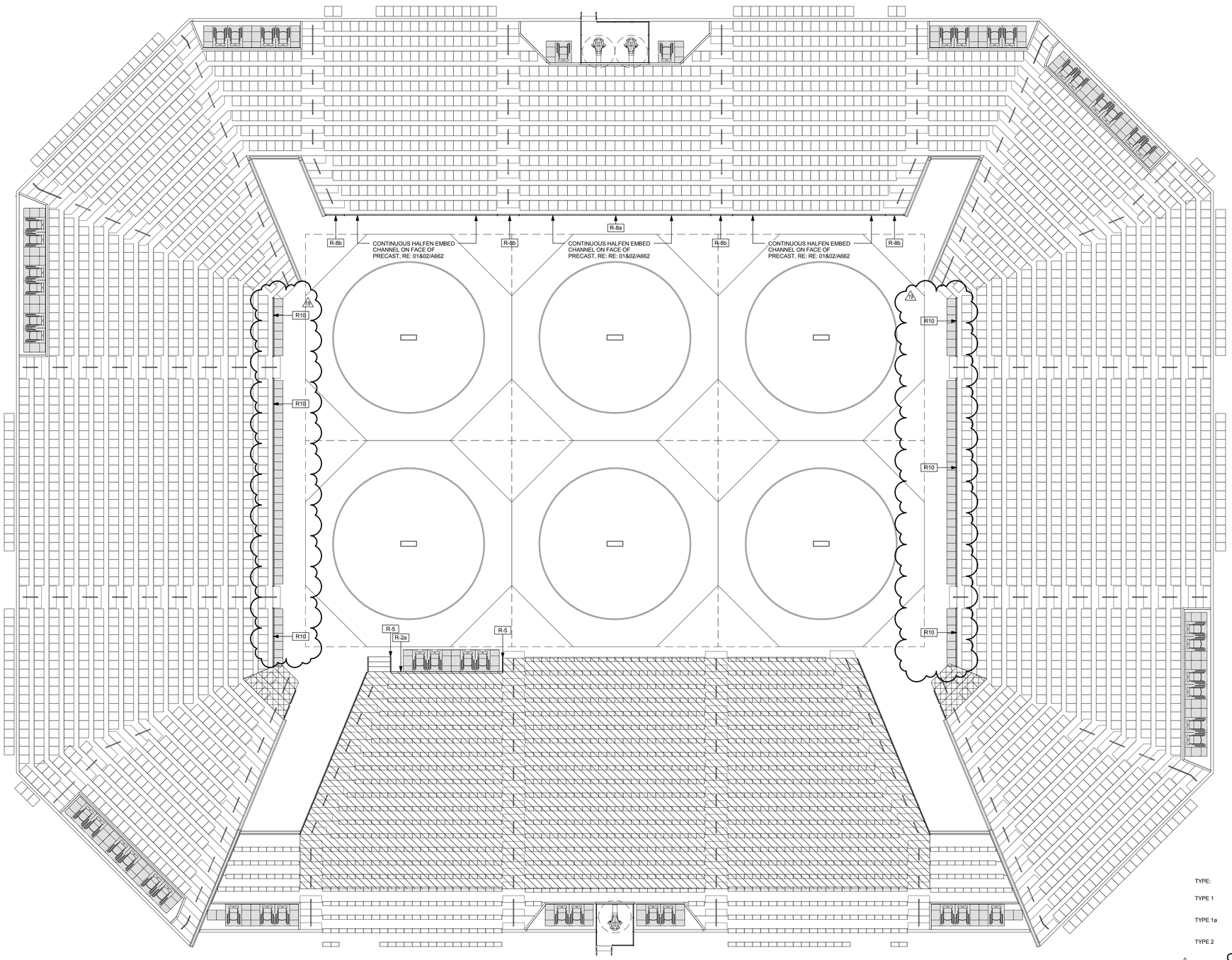

TYPE:	DESCRIPTION:
TYPE 1	19in - UPHOLSTERED SEATS AND BACKS
TYPE 1a	19in - UPHOLSTERED SEATS AND BACKS, REMOVABLE PLATFORM MOUNTED
TYPE 2	21in - UPHOLSTERED SEATS AND BACKS
19 TYPE 3	18in - PLASTIC BENCH SEAT
TYPE 3a	18in - PLASTIC BENCH SEAT - RETRACTABLE MOUNTED
TYPE 4	21in - LOOSE SEAT - PADDED, FOLDING (TEAM SEATS) (INTERLOCKED IN GROUPS OF 3+ PER CBC 1028.12)
TYPE 5	BARRIER FREE COMPANION SEAT
TYPE 6	BARRIER FREE WHEELCHAIR POSITION
TYPE 7	FFE - TASK CHAIR
TYPE 8	19in - LOOSE SEAT - PADDED, FOLDING

ALTERNATE CONFIGURATION MANIFEST - WRESTLING 6 MAT HIGHSCHOOL

Seat Quantity	Seating Section
TYPE 1	
269	SECTION 102
60	SECTION 103
365	SECTION 104
424	SECTION 105
389	SECTION 106
391	SECTION 112
424	SECTION 113
391	SECTION 114
269	SECTION 115
269	SECTION 116
TYPE 1: 3072	
TYPE 1a	
4	SECTION 106
4	SECTION 112
TYPE 1a: 8	
TYPE 2	
204	SECTION 101
TYPE 2: 204	
TYPE 3	
35	SECTION 107
53	SECTION 108
41	SECTION 109
53	SECTION 110
36	SECTION 111
TYPE 3: 218	
TYPE 3a	
32	SECTION 108
36	SECTION 109
36	SECTION 110
TYPE 3a: 104	
TYPE 5	
2	SECTION 101
4	SECTION 103
6	SECTION 104
6	SECTION 106
5	SECTION 107
4	SECTION 109
4	SECTION 110
5	SECTION 111
6	SECTION 112
6	SECTION 114
4	SECTION 115
TYPE 5: 52	
TYPE 6	
2	SECTION 101
4	SECTION 103
6	SECTION 104
6	SECTION 106
3	SECTION 107
4	SECTION 109
4	SECTION 110
3	SECTION 111
6	SECTION 112
6	SECTION 114
4	SECTION 115
TYPE 6: 48	
TYPE 8	
96	SECTION 010
TYPE 8: 96	
Grand total: 4735	

CALIFORNIA BAPTIST UNIVERSITY

EVENTS CENTER

8431 DIANA AVENUE, RIVERSIDE, CA

ISSUE FOR CONSTRUCTION 01-22-2016

REVISIONS:

	DESCRIPTION	DATE
19	CCD #013	9-6-16

DATE ISSUED: 01-22-2016

SVA PROJECT NO: 2014-40129

SCALE: As indicated

SHEET NUMBER: A613

SHEET TITLE:

BOWL ALTERNATE CONFIGURATION - WRESTLING 6 MAT HIGHSCHOOL

3 MACARTHUR PLACE, SUITE 850 SANTA ANA, CA 92707
T 949.809.3380 WWW.SVA-ARCHITECTS.COM

THIS DOCUMENT CONTAINS INFORMATION PROPRIETARY TO SVA ARCHITECTS INC. AND IS FURNISHED IN CONFIDENCE FOR THE LIMITED PURPOSE OF EVALUATION, BIDDING OR REVIEW. THIS DOCUMENT OR ITS CONTENTS MAY NOT BE USED FOR ANY OTHER PURPOSE AND MAY NOT BE REPRODUCED OR DISCLOSED TO OTHERS WITHOUT THE PRIOR WRITTEN CONSENT OF SVA ARCHITECTS INC. ALL RIGHTS RESERVED. © COPYRIGHT 2015.

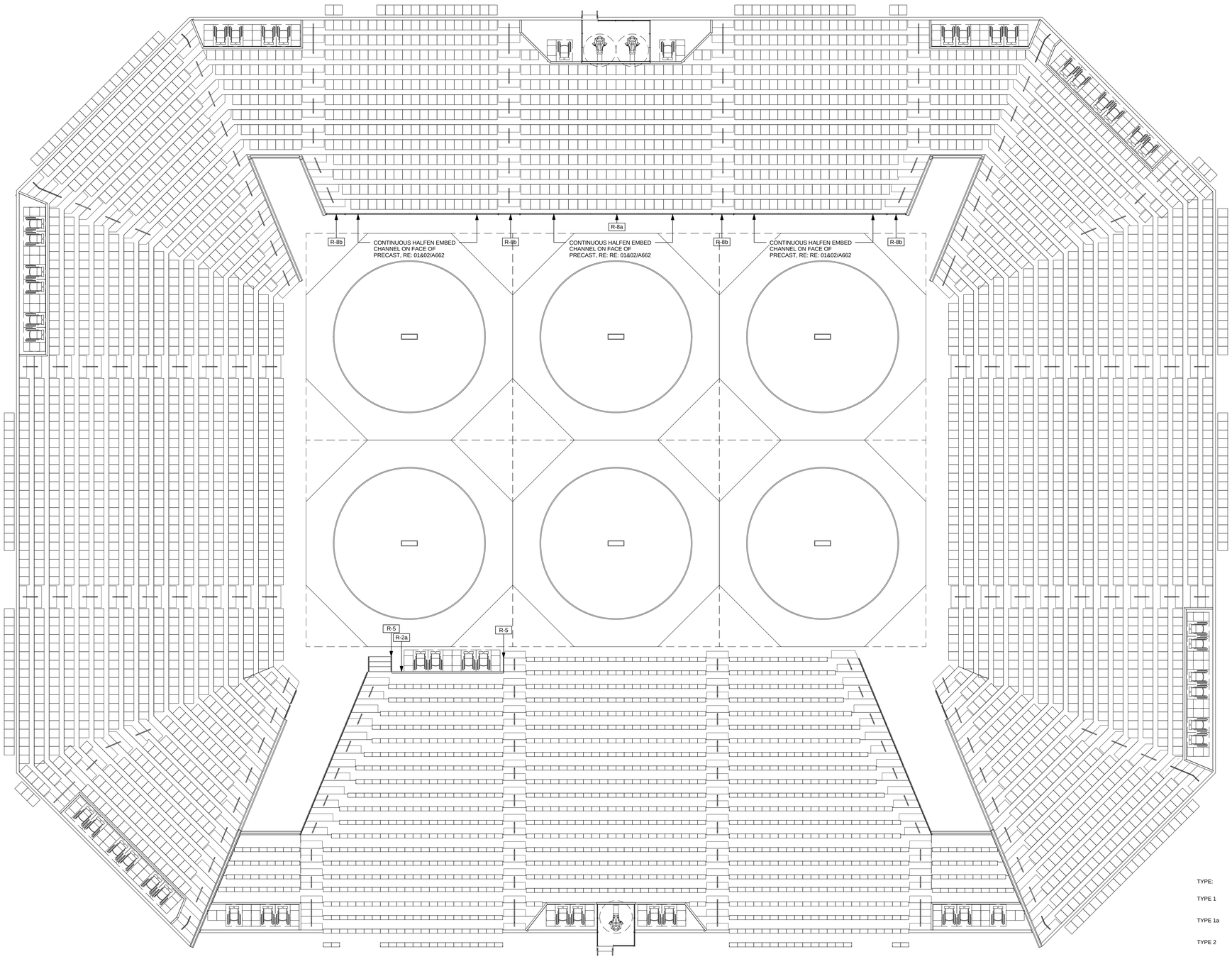

TYPE:	DESCRIPTION:
TYPE 1	19in - UPHOLSTERED SEATS AND BACKS
TYPE 1a	19in - UPHOLSTERED SEATS AND BACKS, REMOVABLE PLATFORM MOUNTED
TYPE 2	21in - UPHOLSTERED SEATS AND BACKS
TYPE 3	18in - PLASTIC BENCH SEAT - RETRACTABLE MOUNTED
TYPE 3a	18in - PLASTIC BENCH SEAT
TYPE 4	21in - LOOSE SEAT - PADDED, FOLDING (INTERLOCKED IN GROUPS OF 3+ PER CBC 1028.12)
TYPE 5	BARRIER FREE COMPANION SEAT
TYPE 6	BARRIER FREE WHEELCHAIR POSITION
TYPE 7	FFE - TASK CHAIR
TYPE 8	19in - LOOSE SEAT - PADDED, FOLDING

ALTERNATE CONFIGURATION MANIFEST - WRESTLING 6 MAT HIGHSCHOOL	
Seat Quantity	Seating Section
TYPE 1	
269	SECTION 102
60	SECTION 103
400	SECTION 104
448	SECTION 105
395	SECTION 106
397	SECTION 112
448	SECTION 113
399	SECTION 114
59	SECTION 115
269	SECTION 116
TYPE 1: 3144	
TYPE 1a	
4	SECTION 106
4	SECTION 112
TYPE 1a: 8	
TYPE 2	
204	SECTION 101
TYPE 2: 204	
TYPE 3	
35	SECTION 107
83	SECTION 108
48	SECTION 109
83	SECTION 110
36	SECTION 111
TYPE 3: 285	
TYPE 3a	
322	SECTION 108
352	SECTION 109
296	SECTION 110
TYPE 3a: 970	
TYPE 5	
2	SECTION 101
4	SECTION 103
6	SECTION 104
6	SECTION 106
5	SECTION 107
4	SECTION 108
4	SECTION 110
5	SECTION 111
6	SECTION 112
6	SECTION 114
4	SECTION 115
TYPE 5: 52	
TYPE 6	
2	SECTION 101
4	SECTION 103
6	SECTION 104
6	SECTION 106
3	SECTION 107
4	SECTION 109
4	SECTION 110
3	SECTION 111
6	SECTION 112
6	SECTION 114
4	SECTION 115
TYPE 6: 48	
Grand total: 4711	

CALIFORNIA BAPTIST UNIVERSITY
EVENTS CENTER
8431 DIANA AVENUE, RIVERSIDE, CA

ISSUE FOR CONSTRUCTION
01-22-2016

LICENSED ARCHITECT
ROBERT M. SIMONS
No. C-18301
Jan. 31, 2017
STATE OF CALIFORNIA

REVISIONS:

	DESCRIPTION	DATE

DATE ISSUED: 01-22-2016
SVA PROJECT NO: 2014-40129
SCALE: As indicated

SHEET NUMBER: A613
SHEET TITLE:

BOWL ALTERNATE CONFIGURATION - WRESTLING 6 MAT HIGHSCHOOL

3 MACARTHUR PLACE, SUITE 850 SANTA ANA, CA 92707
T 949.809.3380 WWW.SVA-ARCHITECTS.COM

THIS DOCUMENT CONTAINS INFORMATION PROPRIETARY TO SVA ARCHITECTS INC. AND IS FURNISHED IN CONFIDENCE FOR THE LIMITED PURPOSE OF EVALUATION, BIDDING OR REVIEW. THIS DOCUMENT OR ITS CONTENTS MAY NOT BE USED FOR ANY OTHER PURPOSE AND MAY NOT BE REPRODUCED OR DISCLOSED TO OTHERS WITHOUT THE PRIOR WRITTEN CONSENT OF SVA ARCHITECTS INC. ALL RIGHTS RESERVED. © COPYRIGHT 2015.

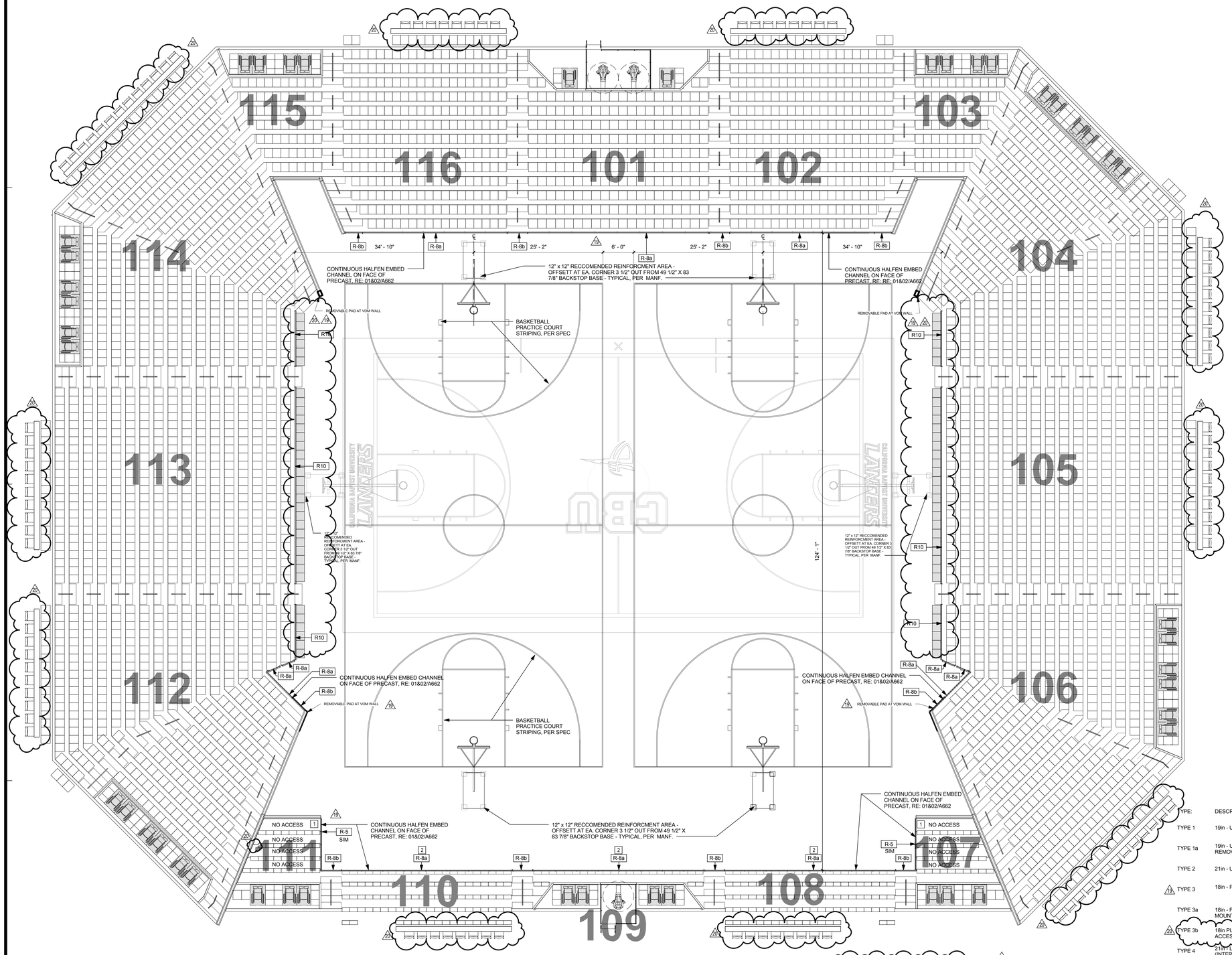

HATCH LEGEND

- RETRACTABLE SEATS
- NON-FIXED SEATING LOCATION
- WHEELCHAIR SEATING, REMOVABLE

PLAN NOTES:

1. R-5 RAIL, PROVIDED BY SEATING MANUFACTURER AT THIS LOCATION WILL NEED TO BE REMOVED PRIOR TO EXTENSION OF RETRACTABLE SEATING
2. R-8a RAIL PROVIDED BY SEATING MANUFACTURER AT THIS LOCATION WILL BE LEFT IN PLACE FOR MOST EVENTS AND ONLY BE REMOVED FOR EVENTS THAT SELL OUT TO CAPACITY. NOTE THE PLASTIC BENCH SEAT MOUNTED AT THIS LOCATION WILL NOT PROJECT MORE THAN 1/4" BEYOND THE PRE-CAST CONCRETE NOSING - SO AS NOT TO CONFLICT WITH THE VERTICAL SUPPORTS OF THE RAILING TO BE INSTALLED.

TYPE:	DESCRIPTION:
TYPE 1	19in - UPHOLSTERED SEATS AND BACKS
TYPE 1a	19in - UPHOLSTERED SEATS AND BACKS, REMOVABLE PLATFORM MOUNTED
TYPE 2	21in - UPHOLSTERED SEATS AND BACKS
TYPE 3	18in - PLASTIC BENCH SEAT
TYPE 3a	18in - PLASTIC BENCH SEAT - RETRACTABLE MOUNTED
TYPE 3b	18in PLASTIC BENCH SEAT - FIXED, NO ACCESS WHEN 3a ARE RETRACTED
TYPE 4	21in - LOOSE SEAT - PADDED, FOLDING (TEAM SEATS) (INTERLOCKED IN GROUPS OF 3+ PER CBC 1028.12)
TYPE 5	BARRIER FREE COMPANION SEAT
TYPE 6	BARRIER FREE WHEELCHAIR POSITION
TYPE 7	FFE - TASK CHAIR
TYPE 8	20in - LOOSE SEAT - PADDED, FOLDING
TYPE 9	CONCOURSE RAILING SEAT

NOTE:
**IN SECTIONS 111 & 107
NONE OF THE TYPE-3
BENCH SEATS ARE
ACCESSIBLE WITH SEATING
RETRACTED

ALTERNATE CONFIGURATION MANIFEST - BASKETBALL PRACTICE

Seat Quantity	Seating Section
TYPE 1	
269	SECTION 102
86	SECTION 103
424	SECTION 104
350	SECTION 105
391	SECTION 112
24	SECTION 113
86	SECTION 114
269	SECTION 116
TYPE 1a: 204	
TYPE 2	
204	SECTION 101
TYPE 3	
** 35	SECTION 107
83	SECTION 108
4	SECTION 109
83	SECTION 110
** 35	SECTION 111
TYPE 3a: 204	
TYPE 5	
2	SECTION 101
4	SECTION 103
6	SECTION 104
6	SECTION 106
5	SECTION 107
4	SECTION 109
5	SECTION 111
6	SECTION 112
6	SECTION 114
4	SECTION 115
TYPE 5: 48	
TYPE 6	
2	SECTION 101
4	SECTION 103
6	SECTION 104
6	SECTION 106
3	SECTION 107
4	SECTION 109
3	SECTION 111
6	SECTION 112
6	SECTION 114
4	SECTION 115
TYPE 6: 44	
TYPE 8	
4	SECTION 010
TYPE 9: 20	
TYPE 3	
8	SECTION 102
10	SECTION 104
10	SECTION 105
13	SECTION 106
8	SECTION 108
8	SECTION 110
10	SECTION 112
10	SECTION 113
13	SECTION 114
13	SECTION 115
TYPE 9: 20	
Grand total: 3775 ** (LESS 71 SEATS WITH NO ACCESS)	

CALIFORNIA BAPTIST UNIVERSITY

EVENTS CENTER

8431 DIANA AVENUE, RIVERSIDE, CA

ISSUE FOR CONSTRUCTION
01-22-2016

REVISIONS:

	DESCRIPTION	DATE
2	BULLETIN 2	11-06-15
19	CCD #013	9-6-16
20	CCD #028	12-07-16

DATE ISSUED: 01-22-2016

SVA PROJECT NO: 2014-40129

SCALE: As indicated

SHEET NUMBER: A614

SHEET TITLE:

BOWL ALTERNATE CONFIGURATION - BASKETBALL PRACTICE

SVA ARCHITECTS
3 MACARTHUR PLACE, SUITE 850 SANTA ANA, CA 92707
T 949.809.3380 WWW.SVA-ARCHITECTS.COM

THIS DOCUMENT CONTAINS INFORMATION PROPRIETARY TO SVA ARCHITECTS INC. AND IS FURNISHED IN CONFIDENCE FOR THE LIMITED PURPOSE OF EVALUATION, BIDDING OR REVIEW. THIS DOCUMENT OR ITS CONTENTS MAY NOT BE USED FOR ANY OTHER PURPOSE AND MAY NOT BE REPRODUCED OR DISCLOSED TO OTHERS WITHOUT THE PRIOR WRITTEN CONSENT OF SVA ARCHITECTS INC. ALL RIGHTS RESERVED. © COPYRIGHT 2015.

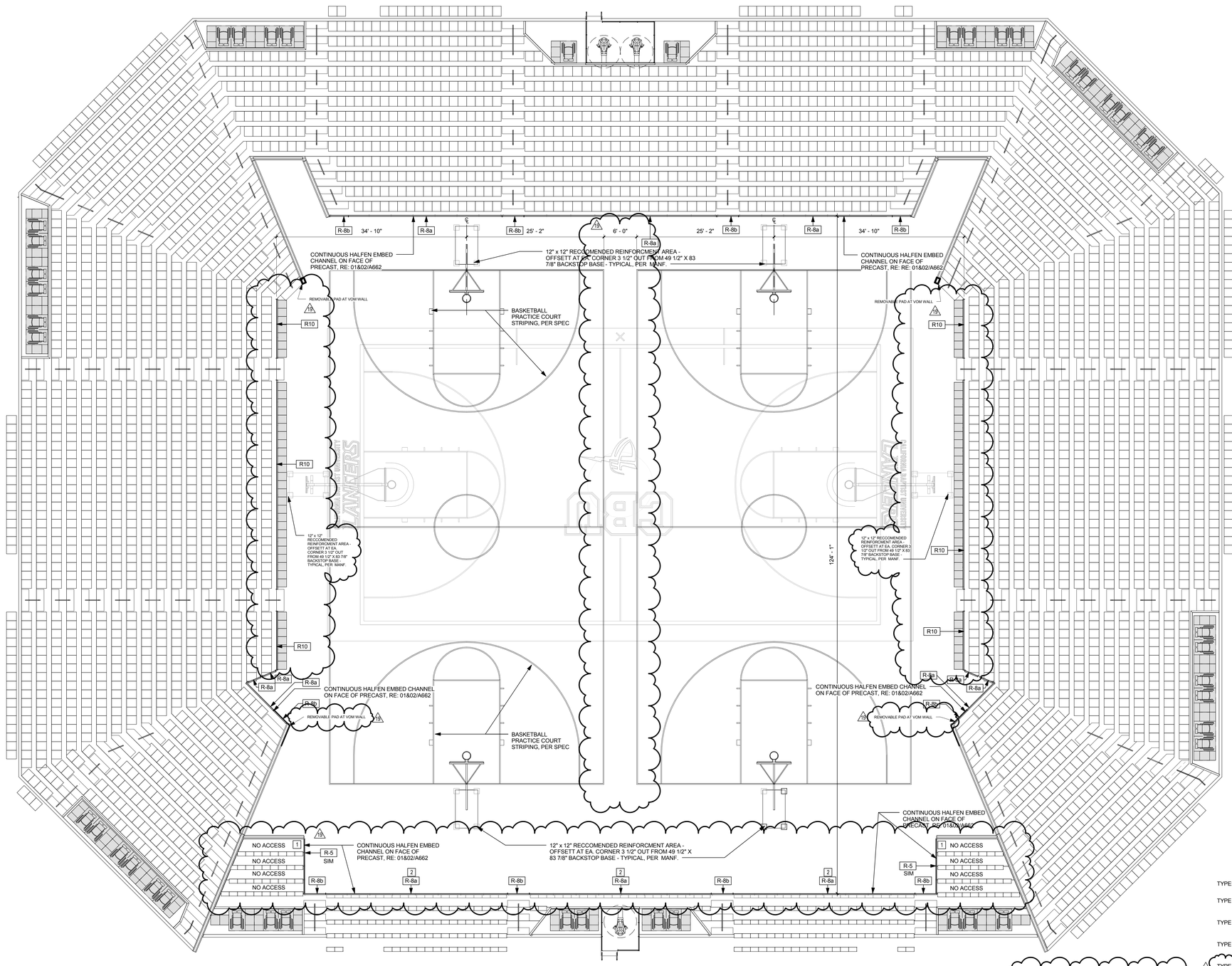

19 NOTE:
**IN SECTIONS 111 & 107
NONE OF THE TYPE-3
BENCH SEATS ARE
ACCESSIBLE WITH SEATING
RETRACTED

19 PLAN NOTES:

1 R-5 RAIL, PROVIDED BY SEATING MANUFACTURER AT THIS LOCATION WILL NEED TO BE REMOVED PRIOR TO EXTENSION OF RETRACTABLE SEATING

2 R-8a RAIL, PROVIDED BY SEATING MANUFACTURER AT THIS LOCATION WILL BE LEFT IN PLACE FOR MOST EVENTS AND ONLY BE REMOVED FOR EVENTS THAT SELL OUT TO CAPACITY. NOTE THE PLASTIC BENCH SEAT MOUNTED AT THIS LOCATION WILL NOT PROJECT MORE THAN 1/4" BEYOND THE PRE-CAST CONCRETE NOSING - SO AS NOT TO CONFLICT WITH THE VERTICAL SUPPORTS OF THE RAILING TO BE INSTALLED.

TYPE:	DESCRIPTION:
TYPE 1	19in - UPHOLSTERED SEATS AND BACKS
TYPE 1a	19in - UPHOLSTERED SEATS AND BACKS, REMOVABLE PLATFORM MOUNTED
TYPE 2	21in - UPHOLSTERED SEATS AND BACKS
TYPE 3	18in - PLASTIC BENCH SEAT
TYPE 3a	18in - PLASTIC BENCH SEAT - RETRACTABLE MOUNTED
TYPE 4	21in - LOOSE SEAT - PADDED, FOLDING (TEAM SEATS) (INTERLOCKED IN GROUPS OF 3+ PER CBC 1028.12)
TYPE 5	BARRIER FREE COMPANION SEAT
TYPE 6	BARRIER FREE WHEELCHAIR POSITION
TYPE 7	FFE - TASK CHAIR
TYPE 8	19in - LOOSE SEAT - PADDED, FOLDING

ALTERNATE CONFIGURATION MANIFEST - BASKETBALL PRACTICE

Seat Quantity	Seating Section
TYPE 1	
269	SECTION 102
83	SECTION 103
4	SECTION 104
424	SECTION 105
389	SECTION 106
391	SECTION 112
424	SECTION 113
303	SECTION 114
4	SECTION 115
269	SECTION 116
TYPE 1: 2,864	
TYPE 2	
204	SECTION 101
TYPE 2: 204	
TYPE 3	
83	SECTION 107
83	SECTION 108
4	SECTION 109
83	SECTION 110
83	SECTION 111
TYPE 3: 241	
TYPE 5	
2	SECTION 101
4	SECTION 103
6	SECTION 104
6	SECTION 106
5	SECTION 107
4	SECTION 109
5	SECTION 111
6	SECTION 112
6	SECTION 114
4	SECTION 115
TYPE 5: 48	
TYPE 6	
2	SECTION 101
4	SECTION 103
6	SECTION 104
6	SECTION 106
3	SECTION 107
4	SECTION 109
3	SECTION 111
6	SECTION 112
6	SECTION 114
4	SECTION 115
TYPE 6: 48	
TYPE 8	
96	SECTION 010
TYPE 8: 96	
Grand total: 3705 ** (LESS 71 SEATS WITH NO ACCESS)	

CALIFORNIA BAPTIST UNIVERSITY

EVENTS CENTER

8431 DIANA AVENUE, RIVERSIDE, CA

ISSUE FOR CONSTRUCTION
01-22-2016

REVISIONS:

	DESCRIPTION	DATE
2	BULLETIN 2	11-06-15
19	CCD #013	9-6-16

DATE ISSUED: 01-22-2016

SVA PROJECT NO: 2014-40129

SCALE: As indicated

SHEET NUMBER: A614

SHEET TITLE:

BOWL ALTERNATE CONFIGURATION - BASKETBALL PRACTICE

3 MACARTHUR PLACE, SUITE 850 SANTA ANA, CA 92707
T 949.809.3380 WWW.SVA-ARCHITECTS.COM

THIS DOCUMENT CONTAINS INFORMATION PROPRIETARY TO SVA ARCHITECTS INC. AND IS FURNISHED IN CONFIDENCE FOR THE LIMITED PURPOSE OF EVALUATION, BIDDING OR REVIEW. THIS DOCUMENT OR ITS CONTENTS MAY NOT BE USED FOR ANY OTHER PURPOSE AND MAY NOT BE REPRODUCED OR DISCLOSED TO OTHERS WITHOUT THE PRIOR WRITTEN CONSENT OF SVA ARCHITECTS INC. ALL RIGHTS RESERVED. © COPYRIGHT 2015.

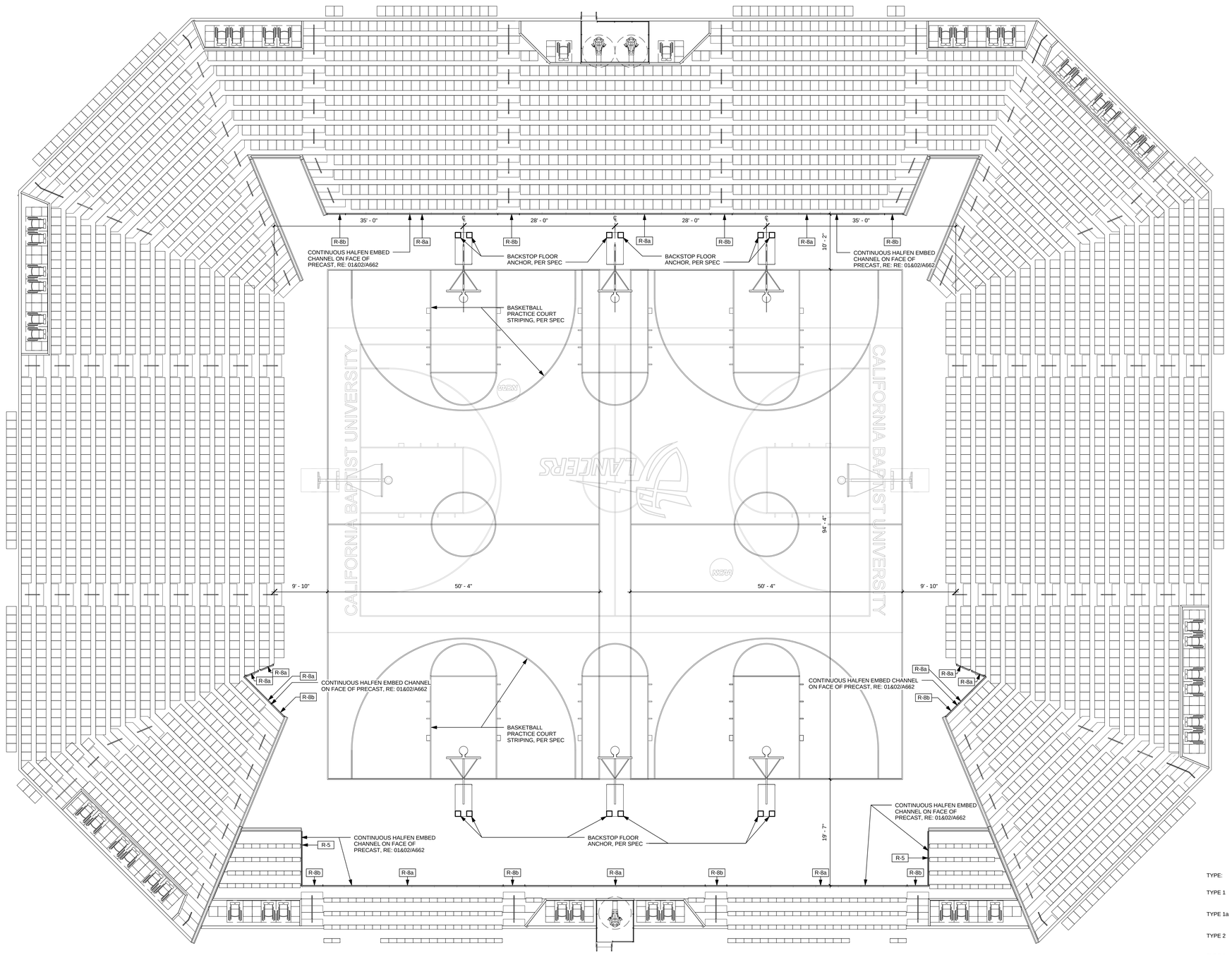

TYPE:	DESCRIPTION:
TYPE 1	19in - UPHOLSTERED SEATS AND BACKS
TYPE 1a	19in - UPHOLSTERED SEATS AND BACKS, REMOVABLE PLATFORM MOUNTED
TYPE 2	21in - UPHOLSTERED SEATS AND BACKS
TYPE 3	18in - PLASTIC BENCH SEAT - RETRACTABLE MOUNTED
TYPE 3a	18in - PLASTIC BENCH SEAT
TYPE 4	21in - LOOSE SEAT - PADDED, FOLDING (INTERLOCKED IN GROUPS OF 3+ PER CBC 1028.12)
TYPE 5	BARRIER FREE COMPANION SEAT
TYPE 6	BARRIER FREE WHEELCHAIR POSITION
TYPE 7	FFE - TASK CHAIR
TYPE 8	19in - LOOSE SEAT - PADDED, FOLDING

ALTERNATE CONFIGURATION MANIFEST - BASKETBALL PRACTICE

Seat Quantity	Seating Section
TYPE 1	
269	SECTION 102
60	SECTION 103
400	SECTION 104
448	SECTION 105
395	SECTION 106
397	SECTION 112
448	SECTION 113
399	SECTION 114
59	SECTION 115
269	SECTION 116
TYPE 1: 3144	
TYPE 2	
204	SECTION 101
TYPE 2: 204	
TYPE 3	
35	SECTION 107
83	SECTION 108
4	SECTION 109
83	SECTION 110
36	SECTION 111
TYPE 3: 241	
TYPE 5	
2	SECTION 101
4	SECTION 103
6	SECTION 104
6	SECTION 106
5	SECTION 107
4	SECTION 109
5	SECTION 111
6	SECTION 112
6	SECTION 114
4	SECTION 115
TYPE 5: 48	
TYPE 6	
2	SECTION 101
4	SECTION 103
6	SECTION 104
6	SECTION 106
3	SECTION 107
4	SECTION 109
3	SECTION 111
6	SECTION 112
6	SECTION 114
4	SECTION 115
TYPE 6: 44	
Grand total: 3681	

CALIFORNIA BAPTIST UNIVERSITY

EVENTS CENTER

8431 DIANA AVENUE, RIVERSIDE, CA

cbu

ISSUE FOR CONSTRUCTION 01-22-2016

LICENSED ARCHITECT
ROBERT M. SIMONS
No. C-18301
Jan. 31, 2017
STATE OF CALIFORNIA

REVISIONS:

	DESCRIPTION	DATE
1	Bulletin	11/12/15

DATE ISSUED: 01-22-2016

SVA PROJECT NO: 2014-40129

SCALE: As indicated

SHEET NUMBER: A614

SHEET TITLE:

BOWL ALTERNATE CONFIGURATION - BASKETBALL PRACTICE

hok SVA ARCHITECTS

3 MACARTHUR PLACE, SUITE 850 SANTA ANA, CA 92707
T 949.809.3380 WWW.SVA-ARCHITECTS.COM

THIS DOCUMENT CONTAINS INFORMATION PROPRIETARY TO SVA ARCHITECTS INC. AND IS FURNISHED IN CONFIDENCE FOR THE LIMITED PURPOSE OF EVALUATION, BIDDING OR REVIEW. THIS DOCUMENT OR ITS CONTENTS MAY NOT BE USED FOR ANY OTHER PURPOSE AND MAY NOT BE REPRODUCED OR DISCLOSED TO OTHERS WITHOUT THE PRIOR WRITTEN CONSENT OF SVA ARCHITECTS INC. ALL RIGHTS RESERVED. © COPYRIGHT 2015.

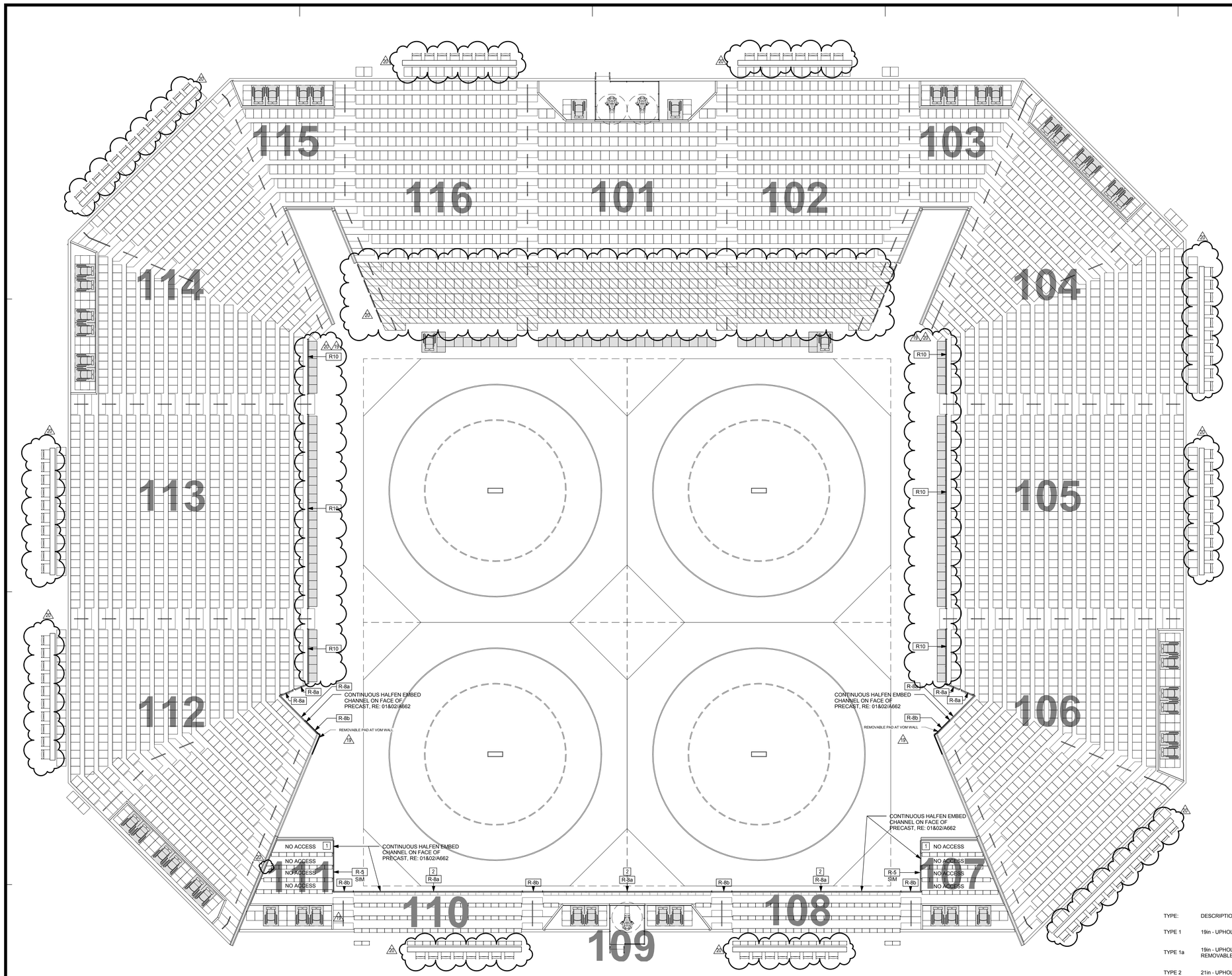

HATCH LEGEND

- RETRACTABLE SEATS
- NON-FIXED SEATING LOCATION
- WHEELCHAIR SEATING, REMOVABLE

PLAN NOTES:

1. R-5 RAIL, PROVIDED BY SEATING MANUFACTURER AT THIS LOCATION WILL NEED TO BE REMOVED PRIOR TO EXTENSION OF RETRACTABLE SEATING
2. R-8a RAIL, PROVIDED BY SEATING MANUFACTURER AT THIS LOCATION WILL BE LEFT IN PLACE FOR MOST EVENTS AND ONLY BE REMOVED FOR EVENTS THAT SELL OUT TO CAPACITY. NOTE THE PLASTIC BENCH SEAT MOUNTED AT THIS LOCATION WILL NOT PROJECT MORE THAN 1/4" BEYOND THE PRE-CAST CONCRETE NOSING - SO AS NOT TO CONFLICT WITH THE VERTICAL SUPPORTS OF THE RAILING TO BE INSTALLED.

NOTE:
**IN SECTIONS 111 & 107 NONE OF THE TYPE-3 BENCH SEATS ARE ACCESSIBLE WITH SEATING RETRACTED

TYPE:	DESCRIPTION:
TYPE 1	19in - UPHOLSTERED SEATS AND BACKS
TYPE 1a	19in - UPHOLSTERED SEATS AND BACKS, REMOVABLE PLATFORM MOUNTED
TYPE 2	21in - UPHOLSTERED SEATS AND BACKS
TYPE 3	18in - PLASTIC BENCH SEAT
TYPE 3a	18in - PLASTIC BENCH SEAT - RETRACTABLE MOUNTED
TYPE 3b	18in PLASTIC BENCH SEAT - FIXED, NO ACCESS WHEN 3a ARE RETRACTED
TYPE 4	21in - LOOSE SEAT - PADDED, FOLDING (TEAM SEATS) (INTERLOCKED IN GROUPS OF 3+ PER CBC 1028.12)
TYPE 5	BARRIER FREE COMPANION SEAT
TYPE 6	BARRIER FREE WHEELCHAIR POSITION
TYPE 7	FFE - TASK CHAIR
TYPE 8	20in - LOOSE SEAT - PADDED, FOLDING
TYPE 9	CONCOURSE RAILING SEAT

ALTERNATE CONFIGURATION MANIFEST - WRESTLING 4 MAT

Seat Quantity	Seating Section
TYPE 1	
120	SECTION 102
120	SECTION 103
424	SECTION 104
391	SECTION 105
391	SECTION 106
424	SECTION 107
120	SECTION 108
120	SECTION 109
391	SECTION 110
424	SECTION 111
120	SECTION 112
120	SECTION 113
424	SECTION 114
391	SECTION 115
391	SECTION 116
TYPE 1a: 0	
TYPE 2	
204	SECTION 101
204	SECTION 116
TYPE 3: 1204	
TYPE 3	
** 36	SECTION 107
83	SECTION 108
4	SECTION 109
36	SECTION 110
36	SECTION 111
TYPE 3a: 1204	
TYPE 4	
36	SECTION 010
TYPE 4: 36	
TYPE 5	
2	SECTION 010
2	SECTION 101
4	SECTION 103
6	SECTION 104
6	SECTION 106
3	SECTION 107
4	SECTION 109
3	SECTION 111
6	SECTION 112
6	SECTION 114
4	SECTION 115
TYPE 5: 50	
TYPE 6	
2	SECTION 010
2	SECTION 101
4	SECTION 103
6	SECTION 104
6	SECTION 106
3	SECTION 107
4	SECTION 109
3	SECTION 111
6	SECTION 112
6	SECTION 114
4	SECTION 115
TYPE 6: 46	
TYPE 8	
204	SECTION 010
TYPE 8: 204	
TYPE 9	
8	SECTION 102
10	SECTION 104
10	SECTION 105
13	SECTION 106
8	SECTION 108
8	SECTION 110
10	SECTION 112
10	SECTION 113
13	SECTION 114
8	SECTION 116
TYPE 9: 96	

Grand total: 4013 ** 5-FEET 7 SEATS WITH NO ACCESS

CALIFORNIA BAPTIST UNIVERSITY

EVENTS CENTER

8431 DIANA AVENUE, RIVERSIDE, CA

ISSUE FOR CONSTRUCTION
01-22-2016

REVISIONS:

	DESCRIPTION	DATE
2	BULLETIN 2	11-06-15
19	CCD #013	9-6-16
20	CCD #028	12-07-16

DATE ISSUED: 01-22-2016

SVA PROJECT NO: 2014-40129

SCALE: As indicated

SHEET NUMBER: A615

SHEET TITLE:

BOWL ALTERNATE CONFIGURATION - WRESTLING 4 MAT

ARCHITECTS

3 MACARTHUR PLACE, SUITE 850 SANTA ANA, CA 92707

T 949.809.3380 WWW.SVA-ARCHITECTS.COM

THIS DOCUMENT CONTAINS INFORMATION PROPRIETARY TO SVA ARCHITECTS INC. AND IS FURNISHED IN CONFIDENCE FOR THE LIMITED PURPOSE OF EVALUATION, BIDDING OR REVIEW. THIS DOCUMENT OR ITS CONTENTS MAY NOT BE USED FOR ANY OTHER PURPOSE AND MAY NOT BE REPRODUCED OR DISCLOSED TO OTHERS WITHOUT THE PRIOR WRITTEN CONSENT OF SVA ARCHITECTS INC. ALL RIGHTS RESERVED, © COPYRIGHT 2015.

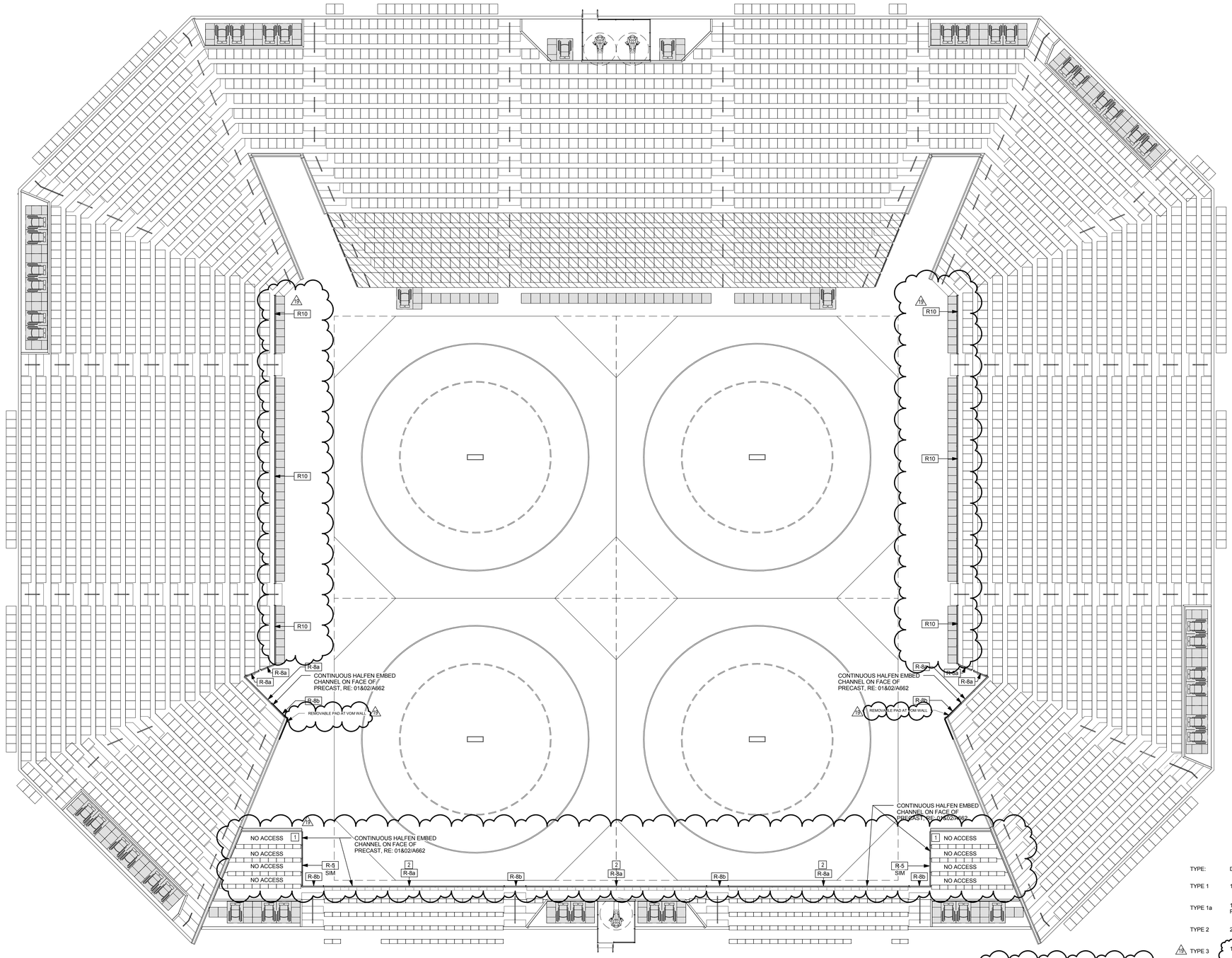

NOTE:
19 **IN SECTIONS 111 & 107 NONE OF THE TYPE-3 BENCH SEATS ARE ACCESSIBLE WITH SEATING RETRACTED

ALTERNATE CONFIGURATION MANIFEST - WRESTLING 4 MAT

	Seat Quantity	Seating Section
TYPE 1		
19	424	SECTION 102
	380	SECTION 103
19	424	SECTION 104
	424	SECTION 105
	380	SECTION 106
	381	SECTION 110
	424	SECTION 113
	424	SECTION 114
	380	SECTION 115
19 TYPE 1 1/2	2055	SECTION 116
TYPE 2		
	304	SECTION 101
19 TYPE 2 1/2	68	SECTION 116
TYPE 3		
19	63	SECTION 107
	63	SECTION 108
	4	SECTION 109
	63	SECTION 110
19	63	SECTION 111
TYPE 3: 241		
TYPE 4		
TYPE 4: 36	36	SECTION 010
TYPE 5		
	2	SECTION 010
	2	SECTION 101
	4	SECTION 103
	6	SECTION 104
	6	SECTION 106
	5	SECTION 107
	4	SECTION 109
	5	SECTION 111
	6	SECTION 112
	6	SECTION 114
	4	SECTION 115
TYPE 5: 50		
TYPE 6		
	2	SECTION 010
	2	SECTION 101
	4	SECTION 103
	6	SECTION 104
	6	SECTION 106
	3	SECTION 107
	4	SECTION 109
	3	SECTION 111
	6	SECTION 112
	6	SECTION 114
	4	SECTION 115
TYPE 6: 46		
TYPE 8		
19 1	96	SECTION 010
TYPE 8: 96		
Grand total: 3988 ** (LESS 71 SEATS WITH NO ACCESS)		

TYPE:	DESCRIPTION:
TYPE 1	19in - UPHOLSTERED SEATS AND BACKS
TYPE 1a	19in - UPHOLSTERED SEATS AND BACKS, REMOVABLE PLATFORM MOUNTED
TYPE 2	21in - UPHOLSTERED SEATS AND BACKS
19 TYPE 3	18in - PLASTIC BENCH SEAT
TYPE 3a	18in - PLASTIC BENCH SEAT - RETRACTABLE MOUNTED
TYPE 4	21in - LOOSE SEAT - PADDED, FOLDING (TEAM SEATS) (INTERLOCKED IN GROUPS OF 3+ PER CBC 1028.12)
TYPE 5	BARRIER FREE COMPANION SEAT
TYPE 6	BARRIER FREE WHEELCHAIR POSITION
TYPE 7	FFE - TASK CHAIR
TYPE 8	19in - LOOSE SEAT - PADDED, FOLDING

19 PLAN NOTES:

1 R-5 RAIL, PROVIDED BY SEATING MANUFACTURER AT THIS LOCATION WILL NEED TO BE REMOVED PRIOR TO EXTENSION OF RETRACTABLE SEATING

2 R-8a RAIL, PROVIDED BY SEATING MANUFACTURER AT THIS LOCATION WILL BE LEFT IN PLACE FOR MOST EVENTS AND ONLY BE REMOVED FOR EVENTS THAT SELL OUT TO CAPACITY. NOTE THE PLASTIC BENCH SEAT MOUNTED AT THIS LOCATION WILL NOT PROJECT MORE THAN 1/4" BEYOND THE PRE-CAST CONCRETE NOSING - SO AS NOT TO CONFLICT WITH THE VERTICAL SUPPORTS OF THE RAILING TO BE INSTALLED.

CALIFORNIA BAPTIST UNIVERSITY
EVENTS CENTER
8431 DIANA AVENUE, RIVERSIDE, CA

ISSUE FOR CONSTRUCTION
01-22-2016

REVISIONS:

	DESCRIPTION	DATE
2	BULLETIN 2	11-06-15
19	CCD #013	9-6-16

DATE ISSUED: 01-22-2016

SVA PROJECT NO: 2014-40129

SCALE: As indicated

SHEET NUMBER: A615

SHEET TITLE:

BOWL ALTERNATE CONFIGURATION - WRESTLING 4 MAT

3 MACARTHUR PLACE, SUITE 850 SANTA ANA, CA 92707
T 949.809.3380 WWW.SVA-ARCHITECTS.COM

THIS DOCUMENT CONTAINS INFORMATION PROPRIETARY TO SVA ARCHITECTS INC. AND IS FURNISHED IN CONFIDENCE FOR THE LIMITED PURPOSE OF EVALUATION, BIDDING OR REVIEW. THIS DOCUMENT OR ITS CONTENTS MAY NOT BE USED FOR ANY OTHER PURPOSE AND MAY NOT BE REPRODUCED OR DISCLOSED TO OTHERS WITHOUT THE PRIOR WRITTEN CONSENT OF SVA ARCHITECTS INC. ALL RIGHTS RESERVED. © COPYRIGHT 2015.

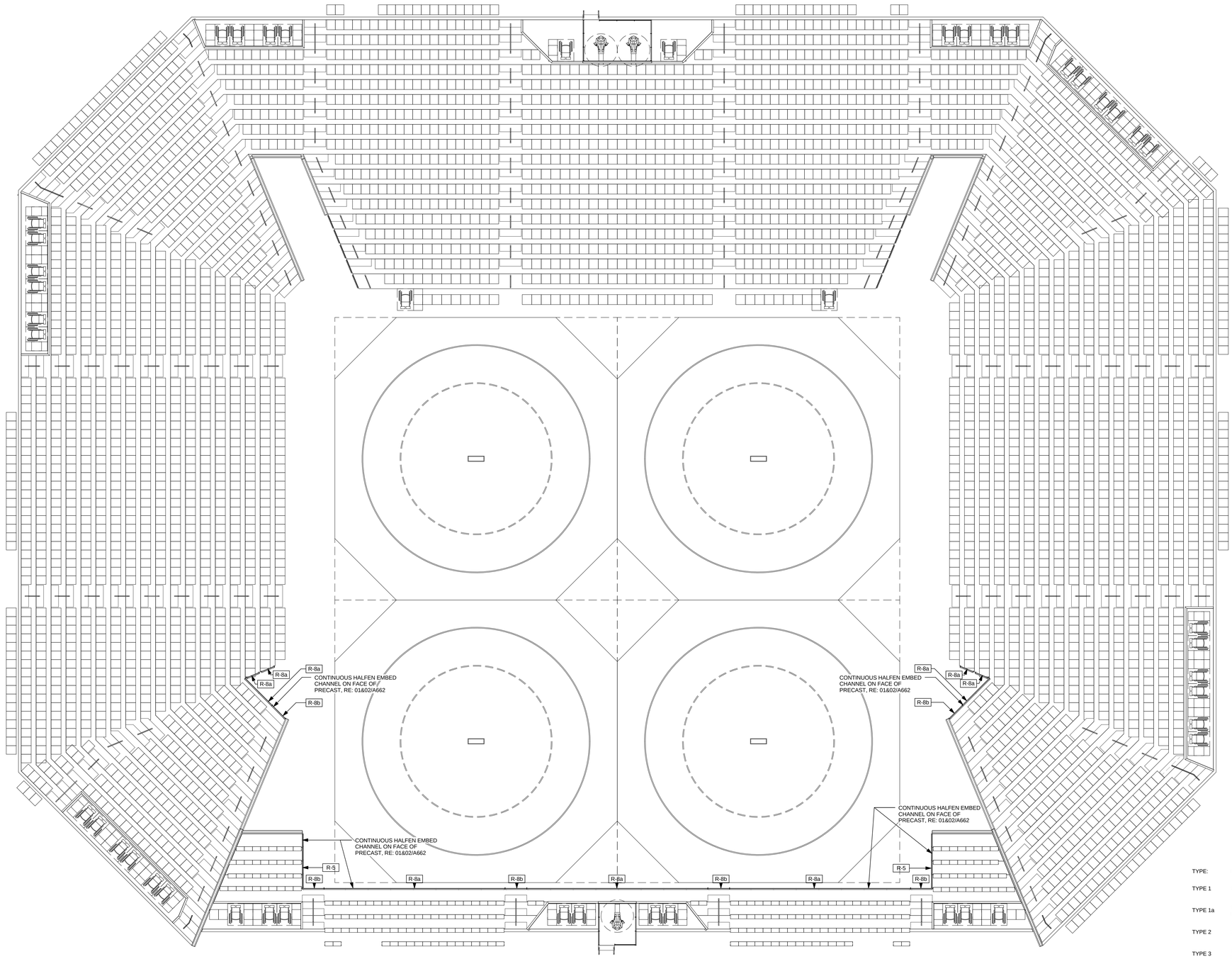

TYPE:	DESCRIPTION:
TYPE 1	19in - UPHOLSTERED SEATS AND BACKS
TYPE 1a	19in - UPHOLSTERED SEATS AND BACKS, REMOVABLE PLATFORM MOUNTED
TYPE 2	21in - UPHOLSTERED SEATS AND BACKS
TYPE 3	18in - PLASTIC BENCH SEAT - RETRACTABLE MOUNTED
TYPE 3a	18in - PLASTIC BENCH SEAT
TYPE 4	21in - LOOSE SEAT - PADDED, FOLDING (INTERLOCKED IN GROUPS OF 3+ PER CBC 1028.12)
TYPE 5	BARRIER FREE COMPANION SEAT
TYPE 6	BARRIER FREE WHEELCHAIR POSITION
TYPE 7	FFE - TASK CHAIR
TYPE 8	19in - LOOSE SEAT - PADDED, FOLDING

ALTERNATE CONFIGURATION MANIFEST - WRESTLING 4 MAT	
Seat Quantity	Seating Section
TYPE 1	
289	SECTION 102
65	SECTION 103
400	SECTION 104
448	SECTION 105
395	SECTION 106
397	SECTION 112
448	SECTION 113
399	SECTION 114
59	SECTION 115
269	SECTION 116
TYPE 1: 3164	
TYPE 2	
304	SECTION 101
55	SECTION 102
68	SECTION 116
TYPE 2: 427	
TYPE 3	
35	SECTION 107
83	SECTION 108
4	SECTION 109
83	SECTION 110
36	SECTION 111
TYPE 3: 241	
TYPE 4	
36	SECTION 010
TYPE 4: 36	
TYPE 5	
2	SECTION 010
2	SECTION 101
4	SECTION 103
6	SECTION 104
6	SECTION 106
5	SECTION 107
4	SECTION 109
5	SECTION 111
6	SECTION 112
6	SECTION 114
4	SECTION 115
TYPE 5: 50	
TYPE 6	
2	SECTION 010
2	SECTION 101
4	SECTION 103
6	SECTION 104
6	SECTION 106
3	SECTION 107
4	SECTION 109
3	SECTION 111
6	SECTION 112
6	SECTION 114
4	SECTION 115
TYPE 6: 46	
Grand total: 3964	

CALIFORNIA BAPTIST UNIVERSITY
EVENTS CENTER
8431 DIANA AVENUE, RIVERSIDE, CA

ISSUE FOR CONSTRUCTION
01-22-2016

LICENSED ARCHITECT
ROBERT M. SIMONS
No. C-18301
Jan. 31, 2017
STATE OF CALIFORNIA

REVISIONS:

	DESCRIPTION	DATE
1	Bulletin	11/12/15

DATE ISSUED: 01-22-2016
SVA PROJECT NO: 2014-40129
SCALE: As indicated

SHEET NUMBER: A615
SHEET TITLE:

BOWL ALTERNATE CONFIURTION - WRESTLING 4 MAT

ARCHITECTS
3 MACARTHUR PLACE, SUITE 850 SANTA ANA, CA 92707
T 949.809.3380 WWW.SVA-ARCHITECTS.COM

THIS DOCUMENT CONTAINS INFORMATION PROPRIETARY TO SVA ARCHITECTS INC. AND IS FURNISHED IN CONFIDENCE FOR THE LIMITED PURPOSE OF EVALUATION, BIDDING OR REVIEW. THIS DOCUMENT OR ITS CONTENTS MAY NOT BE USED FOR ANY OTHER PURPOSE AND MAY NOT BE REPRODUCED OR DISCLOSED TO OTHERS WITHOUT THE PRIOR WRITTEN CONSENT OF SVA ARCHITECTS INC. ALL RIGHTS RESERVED. © COPYRIGHT 2015.

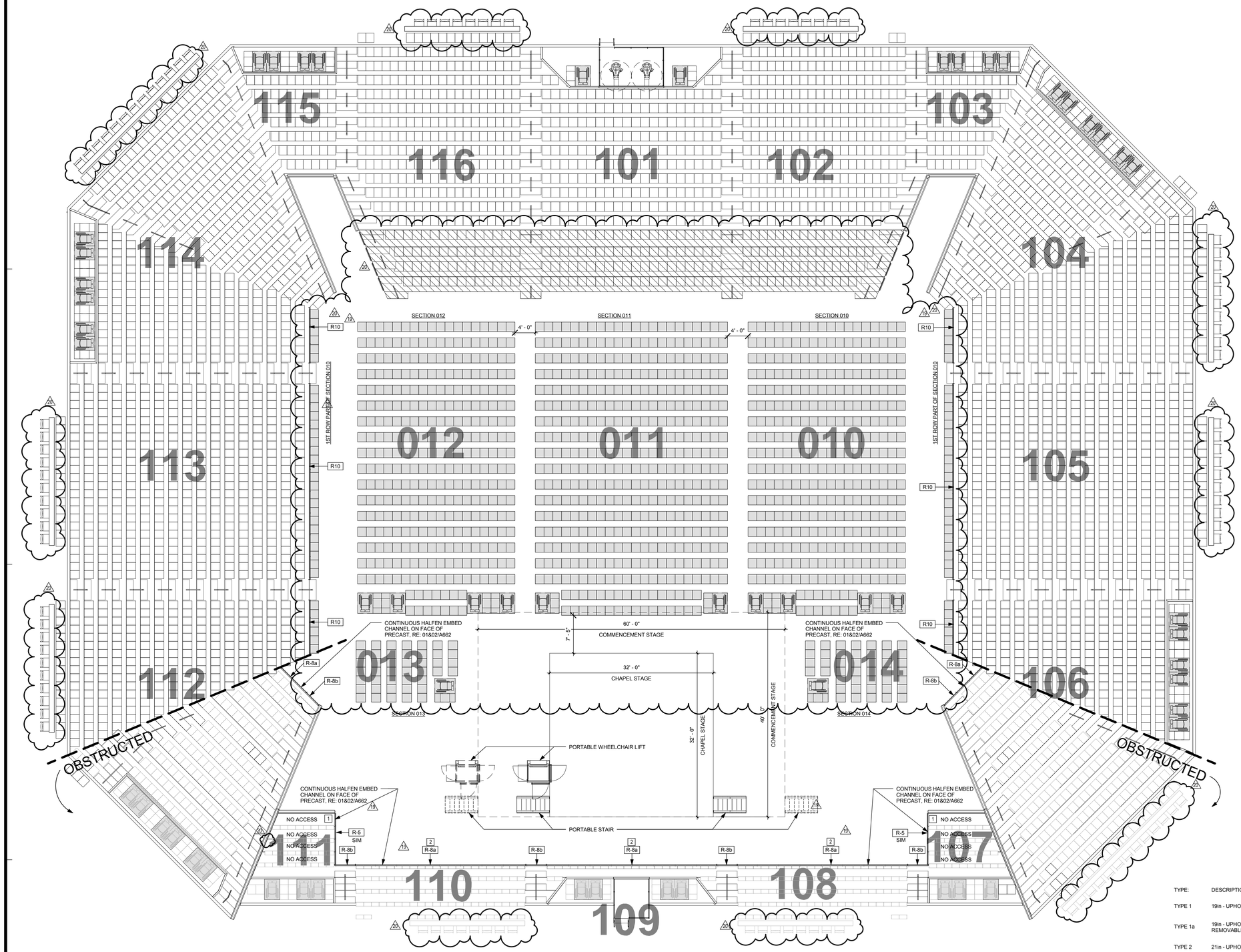

19 NOTE:
**IN SECTIONS 111 & 107
NONE OF THE TYPE-3
BENCH SEATS ARE
ACCESSIBLE WITH SEATING
RETRACTED

ALTERNATE CONFIGURATION MANIFEST - COMMENCEMENT

Seat Quantity	Seating Section
TYPE 1	
19 20 1500	SECTION 102
20	SECTION 103
19 20 2000	SECTION 104
424	SECTION 105
180	SECTION 106
209	SECTION 106 OBSTRUCTED(IN PART)
233	SECTION 112
156	SECTION 112 OBSTRUCTED(IN PART)
324	SECTION 113
20 1548	SECTION 114
396	SECTION 115
19 20 269	SECTION 116
TYPE 1a: 1500	
TYPE 2	
19 20 1561	SECTION 101
19 20 1548	SECTION 114
TYPE 2a: 1500	
TYPE 3	
19 ** 35	SECTION 107 OBSTRUCTED
83	SECTION 108 OBSTRUCTED
4	SECTION 109 OBSTRUCTED
19 20 ** 35	SECTION 111 OBSTRUCTED
TYPE 3a: 240	
TYPE 5	
4	SECTION 010
2	SECTION 011
4	SECTION 012
1	SECTION 013
1	SECTION 014
2	SECTION 101
4	SECTION 103
6	SECTION 104
6	SECTION 106
5	SECTION 107 OBSTRUCTED
4	SECTION 109 OBSTRUCTED
5	SECTION 111 OBSTRUCTED
6	SECTION 112 OBSTRUCTED
6	SECTION 114
4	SECTION 115
TYPE 5: 60	
TYPE 6	
4	SECTION 010
2	SECTION 011
4	SECTION 012
1	SECTION 013
1	SECTION 014
2	SECTION 101
4	SECTION 103
6	SECTION 104
6	SECTION 106
2	SECTION 107 OBSTRUCTED
1	SECTION 107 OBSTRUCTED
4	SECTION 109 OBSTRUCTED
2	SECTION 111 OBSTRUCTED
1	SECTION 111 OBSTRUCTED
6	SECTION 112 OBSTRUCTED
6	SECTION 114
4	SECTION 115
TYPE 6: 56	
TYPE 8	
19 323	SECTION 010
71	SECTION 010
19 20 400	SECTION 011
300	SECTION 012
43	SECTION 013
19 20 43	SECTION 014
TYPE 8: 1526	
TYPE 9	
20 8	SECTION 102
10	SECTION 104
10	SECTION 105
13	SECTION 106 OBSTRUCTED
8	SECTION 108 OBSTRUCTED
8	SECTION 110 OBSTRUCTED
10	SECTION 112
10	SECTION 113
13	SECTION 114
19 20 8	SECTION 116
TYPE 9: 99	
Grand total: 5135	** (LESS 71 SEATS WITH NO ACCESS)

HATCH LEGEND

- RETRACTABLE SEATS
- NON-FIXED SEATING LOCATION
- WHEELCHAIR SEATING, REMOVABLE

19 PLAN NOTES:

1. R-5 RAIL, PROVIDED BY SEATING MANUFACTURER AT THIS LOCATION WILL NEED TO BE REMOVED PRIOR TO EXTENSION OF RETRACTABLE SEATING
2. R-8a RAIL, PROVIDED BY SEATING MANUFACTURER AT THIS LOCATION WILL BE LEFT IN PLACE FOR MOST EVENTS AND ONLY BE REMOVED FOR EVENTS THAT SELL OUT TO CAPACITY. NOTE THE PLASTIC BENCH SEAT MOUNTED AT THIS LOCATION WILL NOT PROJECT MORE THAN 1/4" BEYOND THE PRE-CAST CONCRETE NOSING - SO AS NOT TO CONFLICT WITH THE VERTICAL SUPPORTS OF THE RAILING TO BE INSTALLED.

TYPE:	DESCRIPTION:
TYPE 1	19in - UPHOLSTERED SEATS AND BACKS
TYPE 1a	19in - UPHOLSTERED SEATS AND BACKS, REMOVABLE PLATFORM MOUNTED
TYPE 2	21in - UPHOLSTERED SEATS AND BACKS
19 TYPE 3	18in - PLASTIC BENCH SEAT
TYPE 3a	18in - PLASTIC BENCH SEAT - RETRACTABLE MOUNTED
20 TYPE 3b	18in PLASTIC BENCH SEAT - FIXED, NO ACCESS WHEN 3a ARE RETRACTED
TYPE 4	21in - LOOSE SEAT - PADDED, FOLDING (TEAM SEATS) (INTERLOCKED IN GROUPS OF 3+ PER CBC 1028.12)
TYPE 5	BARRIER FREE COMPANION SEAT
TYPE 6	BARRIER FREE WHEELCHAIR POSITION
TYPE 7	FFE - TASK CHAIR
TYPE 8	20in - LOOSE SEAT - PADDED, FOLDING
20 TYPE 9	CONCOURSE RAILING SEAT

ALTERNATE CONFIGURATION MANIFEST - COMMENCEMENT OBSTRUCTED SEATS REMOVED

Seat Quantity	Seating Section
TYPE 1	
209	SECTION 106 OBSTRUCTED
156	SECTION 112 OBSTRUCTED
TYPE 1: 367	
TYPE 3	
19 ** 35	SECTION 107 OBSTRUCTED
83	SECTION 108 OBSTRUCTED
4	SECTION 109 OBSTRUCTED
83	SECTION 110 OBSTRUCTED
19 ** 35	SECTION 111 OBSTRUCTED
TYPE 3: 240	
TYPE 5	
5	SECTION 107 OBSTRUCTED
4	SECTION 109 OBSTRUCTED
5	SECTION 111 OBSTRUCTED
6	SECTION 112 OBSTRUCTED
TYPE 5: 20	
TYPE 6	
2	SECTION 107 OBSTRUCTED
1	SECTION 107 OBSTRUCTED
4	SECTION 109 OBSTRUCTED
2	SECTION 111 OBSTRUCTED
1	SECTION 111 OBSTRUCTED
6	SECTION 112 OBSTRUCTED
TYPE 6: 16	
20 TYPE 8	
13	SECTION 106 OBSTRUCTED
8	SECTION 108 OBSTRUCTED
8	SECTION 110 OBSTRUCTED
19 20 TYPE 9: 29	
Grand total: 672	** (LESS 71 SEATS WITH NO ACCESS)

CALIFORNIA BAPTIST UNIVERSITY

EVENTS CENTER

8431 DIANA AVENUE, RIVERSIDE, CA

ISSUE FOR CONSTRUCTION 01-22-2016

REVISIONS:

	DESCRIPTION	DATE
19	CCD #013	9-6-16
20	CCD #028	12-07-16

DATE ISSUED: 01-22-2016

SVA PROJECT NO: 2014-40129

SCALE: As indicated

SHEET NUMBER: A616

SHEET TITLE:

BOWL ALTERNATE CONFIGURATION - CONCERT

ARCHITECTS

3 MACARTHUR PLACE, SUITE 850 SANTA ANA, CA 92707

T 949.809.3380 WWW.SVA-ARCHITECTS.COM

THIS DOCUMENT CONTAINS INFORMATION PROPRIETARY TO SVA ARCHITECTS INC. AND IS FURNISHED IN CONFIDENCE FOR THE LIMITED PURPOSE OF EVALUATION, BIDDING OR REVIEW. THIS DOCUMENT OR ITS CONTENTS MAY NOT BE USED FOR ANY OTHER PURPOSE AND MAY NOT BE REPRODUCED OR DISCLOSED WITHOUT THE PRIOR WRITTEN CONSENT OF SVA ARCHITECTS INC. ALL RIGHTS RESERVED, © COPYRIGHT 2015.

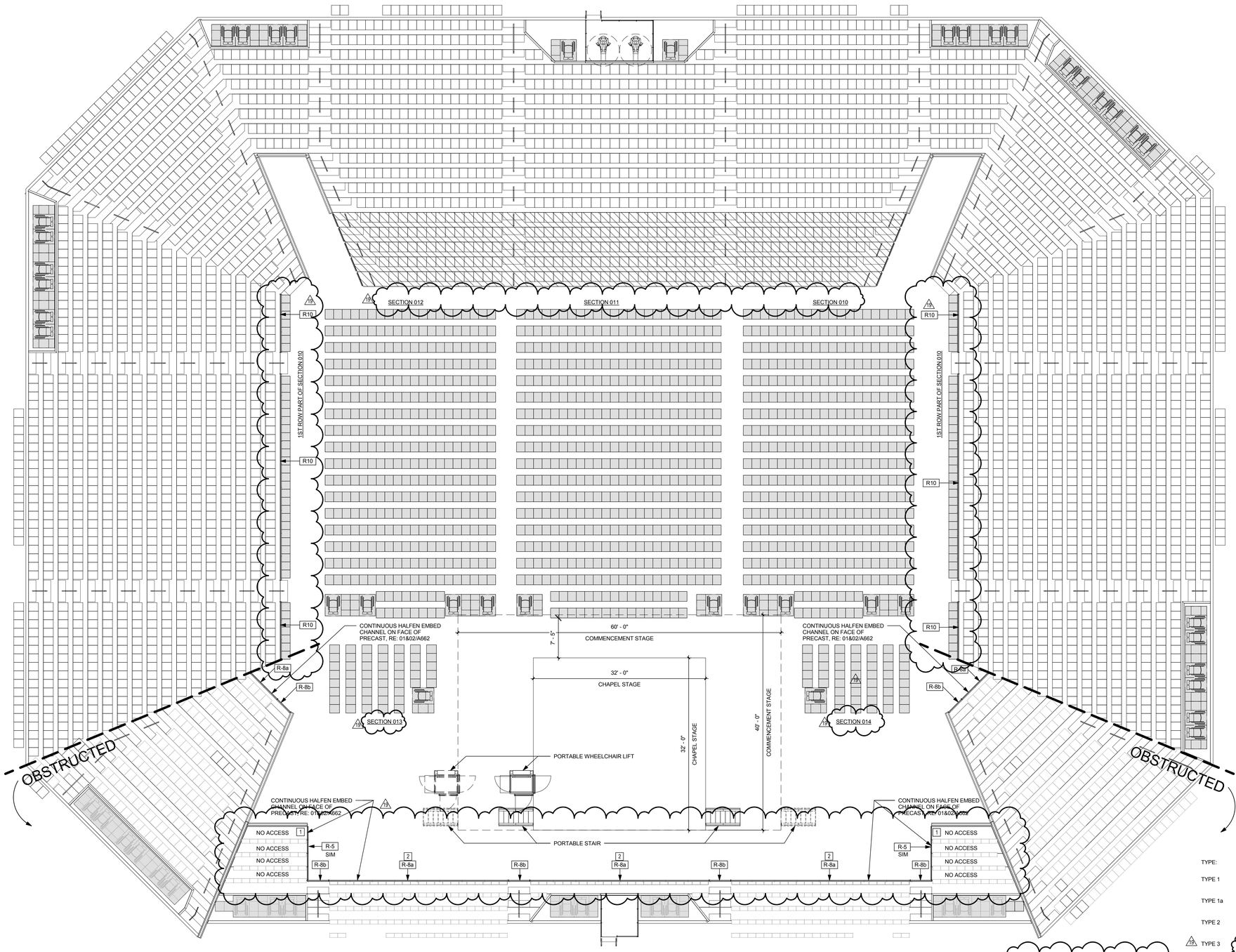

19 NOTE:
**IN SECTIONS 111 & 107
NONE OF THE TYPE-3
BENCH SEATS ARE
ACCESSIBLE WITH SEATING
RETRACTED

ALTERNATE CONFIGURATION MANIFEST - COMMENCEMENT

Seat Quantity	Seating Section
TYPE 1	
19 348	SECTION 102
393	SECTION 103
19 394	SECTION 104
424	SECTION 105
1863	SECTION 106
209	SECTION 106 OBSTRUCTEDON PART
233	SECTION 112
19 156	SECTION 112 OBSTRUCTEDON PART
424	SECTION 113
19 NOT USED 343	SECTION 114
395	SECTION 115
19 NOT USED 2093	SECTION 116
TYPE 2	
19 207	SECTION 101
19 TYPE 2: 231	SECTION 116
TYPE 3	
19 TYPE 3: 355	SECTION 107 OBSTRUCTED
83	SECTION 108 OBSTRUCTED
4	SECTION 109 OBSTRUCTED
53	SECTION 110 OBSTRUCTED
19 TYPE 3: 241 328	SECTION 111 OBSTRUCTED
TYPE 5	
4	SECTION 010
2	SECTION 011
4	SECTION 012
1	SECTION 013
1	SECTION 014
2	SECTION 101
4	SECTION 103
6	SECTION 104
6	SECTION 106
5	SECTION 107 OBSTRUCTED
4	SECTION 109 OBSTRUCTED
5	SECTION 111 OBSTRUCTED
6	SECTION 112 OBSTRUCTED
6	SECTION 114
4	SECTION 115
TYPE 5: 60	
TYPE 6	
4	SECTION 010
2	SECTION 011
4	SECTION 012
1	SECTION 013
1	SECTION 014
2	SECTION 101
4	SECTION 103
6	SECTION 104
6	SECTION 106
2	SECTION 107 OBSTRUCTED
1	SECTION 107 OBSTRUCTED
4	SECTION 109 OBSTRUCTED
2	SECTION 111 OBSTRUCTED
1	SECTION 111 OBSTRUCTED
6	SECTION 112 OBSTRUCTED
6	SECTION 114
4	SECTION 115
TYPE 6: 56	
TYPE 8	
19 NOT USED 396	SECTION 010
440	SECTION 010
440	SECTION 011
356	SECTION 012
50	SECTION 013
50	SECTION 014
19 TYPE 8: 1636 Grand total: 1686	1636 TO SEATS WITH NO ACCESS

19 PLAN NOTES:

1 R-5 RAIL, PROVIDED BY SEATING MANUFACTURER AT THIS LOCATION WILL NEED TO BE REMOVED PRIOR TO EXTENSION OF RETRACTABLE SEATING

2 R-8a RAIL, PROVIDED BY SEATING MANUFACTURER AT THIS LOCATION WILL BE LEFT IN PLACE FOR MOST EVENTS AND ONLY BE REMOVED FOR EVENTS THAT SELL OUT TO CAPACITY. NOTE THE PLASTIC BENCH SEAT MOUNTED AT THIS LOCATION WILL NOT PROJECT MORE THAN 1/4" BEYOND THE PRE-CAST CONCRETE NOSING - SO AS NOT TO CONFLICT WITH THE VERTICAL SUPPORTS OF THE RAILING TO BE INSTALLED.

TYPE:	DESCRIPTION:
TYPE 1	19in - UPHOLSTERED SEATS AND BACKS
TYPE 1a	19in - UPHOLSTERED SEATS AND BACKS, REMOVABLE PLATFORM MOUNTED
TYPE 2	21in - UPHOLSTERED SEATS AND BACKS
19 TYPE 3	18in - PLASTIC BENCH SEAT
TYPE 3a	18in - PLASTIC BENCH SEAT - RETRACTABLE MOUNTED
TYPE 4	21in - LOOSE SEAT - PADDED, FOLDING (TEAM SEATS) (INTERLOCKED IN GROUPS OF 3+ PER CBC 1028.12)
TYPE 5	BARRIER FREE COMPANION SEAT
TYPE 6	BARRIER FREE WHEELCHAIR POSITION
TYPE 7	FFE - TASK CHAIR
TYPE 8	19in - LOOSE SEAT - PADDED, FOLDING

ALTERNATE CONFIGURATION MANIFEST - COMMENCEMENT OBSTRUCTED SEATS REMOVED

Seat Quantity	Seating Section
TYPE 1	
209	SECTION 106 OBSTRUCTED
156	SECTION 112 OBSTRUCTED
TYPE 1: 367	
TYPE 3	
19 TYPE 3: 270	SECTION 107 OBSTRUCTED
83	SECTION 108 OBSTRUCTED
4	SECTION 109 OBSTRUCTED
53	SECTION 110 OBSTRUCTED
19 TYPE 3: 241 328	SECTION 111 OBSTRUCTED
TYPE 5	
5	SECTION 107 OBSTRUCTED
4	SECTION 109 OBSTRUCTED
5	SECTION 111 OBSTRUCTED
6	SECTION 112 OBSTRUCTED
TYPE 5: 20	
TYPE 6	
2	SECTION 107 OBSTRUCTED
1	SECTION 107 OBSTRUCTED
4	SECTION 109 OBSTRUCTED
2	SECTION 111 OBSTRUCTED
1	SECTION 111 OBSTRUCTED
6	SECTION 112 OBSTRUCTED
19 TYPE 6: 16 Grand total: 644	1636 TO SEATS WITH NO ACCESS

CALIFORNIA BAPTIST UNIVERSITY

EVENTS CENTER

8431 DIANA AVENUE, RIVERSIDE, CA

ISSUE FOR CONSTRUCTION
01-22-2016

REVISIONS:

	DESCRIPTION	DATE
19	CCD #013	9-6-16

DATE ISSUED: 01-22-2016

SVA PROJECT NO: 2014-40129

SCALE: As indicated

SHEET NUMBER: A616

SHEET TITLE:

BOWL ALTERNATE CONFIGURATION - CONCERT

3 MACARTHUR PLACE, SUITE 850 SANTA ANA, CA 92707
T 949.809.3380 WWW.SVA-ARCHITECTS.COM

THIS DOCUMENT CONTAINS INFORMATION PROPRIETARY TO SVA ARCHITECTS INC. AND IS FURNISHED IN CONFIDENCE FOR THE LIMITED PURPOSE OF EVALUATION, BIDDING OR REVIEW. THIS DOCUMENT OR ITS CONTENTS MAY NOT BE USED FOR ANY OTHER PURPOSE AND MAY NOT BE REPRODUCED OR DISCLOSED TO OTHERS WITHOUT THE PRIOR WRITTEN CONSENT OF SVA ARCHITECTS INC. ALL RIGHTS RESERVED. © COPYRIGHT 2015.

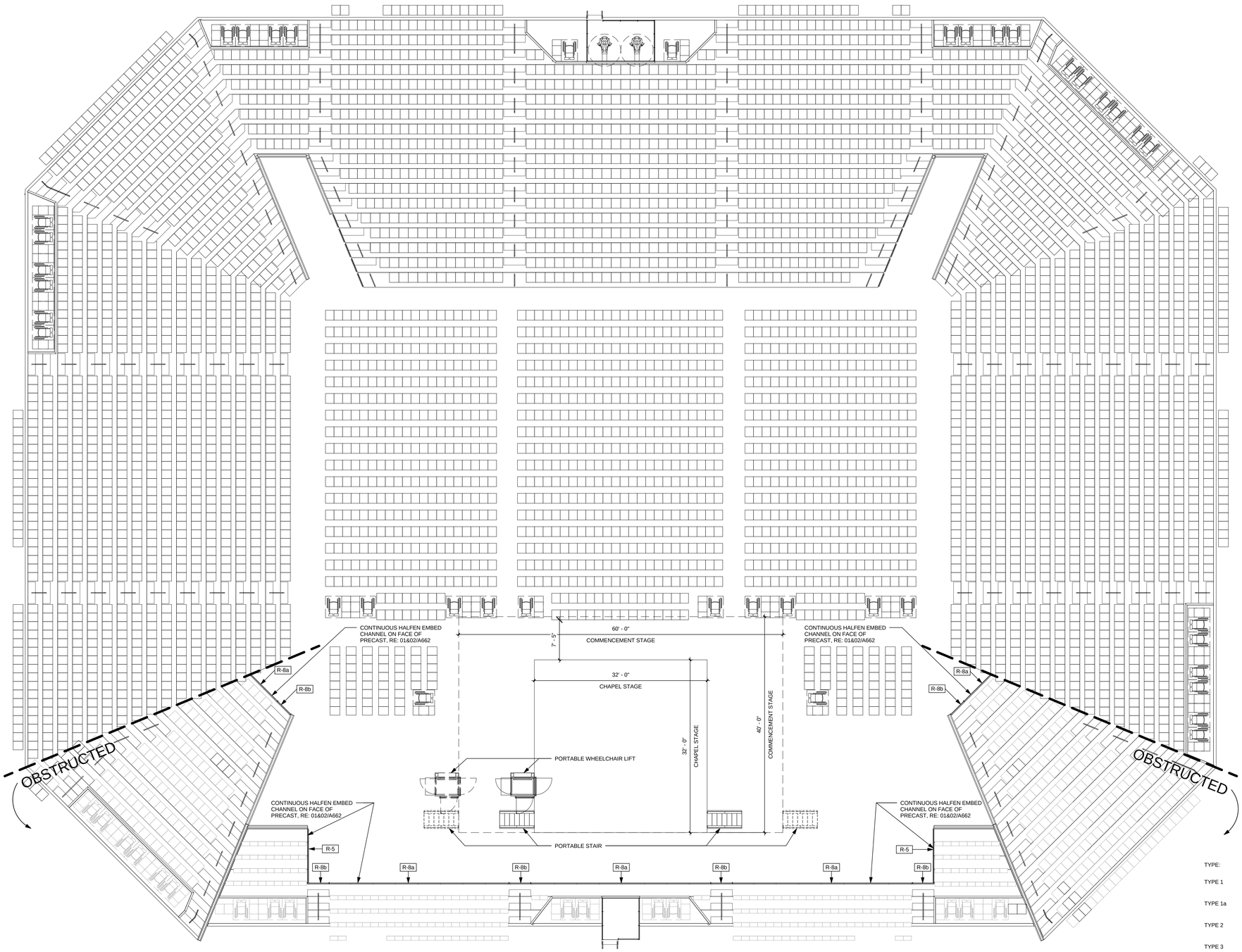

TYPE:	DESCRIPTION:
TYPE 1	19in - UPHOLSTERED SEATS AND BACKS
TYPE 1a	19in - UPHOLSTERED SEATS AND BACKS, REMOVABLE PLATFORM MOUNTED
TYPE 2	21in - UPHOLSTERED SEATS AND BACKS
TYPE 3	18in - PLASTIC BENCH SEAT - RETRACTABLE MOUNTED
TYPE 3a	18in - PLASTIC BENCH SEAT
TYPE 4	21in - LOOSE SEAT - PADDED, FOLDING (INTERLOCKED IN GROUPS OF 3+ PER CBC 1028.12)
TYPE 5	BARRIER FREE COMPANION SEAT
TYPE 6	BARRIER FREE WHEELCHAIR POSITION
TYPE 7	FFE - TASK CHAIR
TYPE 8	19in - LOOSE SEAT - PADDED, FOLDING

ALTERNATE CONFIGURATION MANIFEST - COMMENCEMENT

Seat Quantity	Seating Section
TYPE 1	
20	142
269	SECTION 102
60	SECTION 103
405	SECTION 104
448	SECTION 105
186	SECTION 106
209	SECTION 106 OBSTRUCTED
239	SECTION 112
158	SECTION 112 OBSTRUCTED
448	SECTION 113
999	SECTION 114
59	SECTION 115
269	SECTION 116
TYPE 1: 3164	
TYPE 2	
68	140
100	141
55	142
204	SECTION 101
TYPE 2: 427	
TYPE 3	
35	SECTION 107 OBSTRUCTED
83	SECTION 108 OBSTRUCTED
4	SECTION 109 OBSTRUCTED
83	SECTION 110 OBSTRUCTED
36	SECTION 111 OBSTRUCTED
TYPE 3: 241	
TYPE 5	
4	SECTION 010
2	SECTION 011
4	SECTION 012
1	SECTION 013
1	SECTION 014
2	SECTION 101
4	SECTION 103
6	SECTION 104
6	SECTION 106
5	SECTION 107 OBSTRUCTED
4	SECTION 109 OBSTRUCTED
5	SECTION 111 OBSTRUCTED
6	SECTION 112 OBSTRUCTED
6	SECTION 114
4	SECTION 115
TYPE 5: 60	
TYPE 6	
4	SECTION 010
2	SECTION 011
4	SECTION 012
1	SECTION 013
1	SECTION 014
2	SECTION 101
4	SECTION 103
6	SECTION 104
6	SECTION 106
2	SECTION 107 OBSTRUCTED
1	SECTION 107 OBSTRUCTED
4	SECTION 109 OBSTRUCTED
2	SECTION 111 OBSTRUCTED
1	SECTION 111 OBSTRUCTED
6	SECTION 112 OBSTRUCTED
6	SECTION 114
4	SECTION 115
TYPE 6: 56	
TYPE 8	
356	SECTION 010
440	SECTION 011
356	SECTION 012
50	SECTION 013
50	SECTION 014
TYPE 8: 1252	
Grand total: 5200	

ALTERNATE CONFIGURATION MANIFEST - COMMENCEMENT OBSTRUCTED SEATS

Seat Quantity	Seating Section
TYPE 1	
209	SECTION 106 OBSTRUCTED
158	SECTION 112 OBSTRUCTED
TYPE 1: 367	
TYPE 3	
35	SECTION 107 OBSTRUCTED
83	SECTION 108 OBSTRUCTED
4	SECTION 109 OBSTRUCTED
83	SECTION 110 OBSTRUCTED
36	SECTION 111 OBSTRUCTED
TYPE 3: 241	
TYPE 5	
5	SECTION 107 OBSTRUCTED
4	SECTION 109 OBSTRUCTED
5	SECTION 111 OBSTRUCTED
6	SECTION 112 OBSTRUCTED
TYPE 5: 20	
TYPE 6	
2	SECTION 107 OBSTRUCTED
1	SECTION 107 OBSTRUCTED
4	SECTION 109 OBSTRUCTED
2	SECTION 111 OBSTRUCTED
1	SECTION 111 OBSTRUCTED
6	SECTION 112 OBSTRUCTED
TYPE 6: 16	
Grand total: 644	

CALIFORNIA BAPTIST UNIVERSITY

EVENTS CENTER

8431 DIANA AVENUE, RIVERSIDE, CA

ISSUE FOR CONSTRUCTION
01-22-2016

LICENSED ARCHITECT
ROBERT M. SIMONS
No. C-18301
Jan. 31, 2017
STATE OF CALIFORNIA

REVISIONS:

	DESCRIPTION	DATE

DATE ISSUED: 01-22-2016

SVA PROJECT NO: 2014-40129

SCALE: As indicated

SHEET NUMBER: A616

SHEET TITLE:

BOWL ALTERNATE CONFIGURATION - CONCERT

3 MACARTHUR PLACE, SUITE 850 SANTA ANA, CA 92707
T 949.809.3380 WWW.SVA-ARCHITECTS.COM

THIS DOCUMENT CONTAINS INFORMATION PROPRIETARY TO SVA ARCHITECTS INC. AND INFORMATION PREPARED FOR THE LIMITED PURPOSE OF EVALUATION, BIDDING OR REVIEW. THIS DOCUMENT OR ITS CONTENTS MAY NOT BE USED FOR ANY OTHER PURPOSE AND MAY NOT BE REPRODUCED OR DISCLOSED TO OTHERS WITHOUT THE PRIOR WRITTEN CONSENT OF SVA ARCHITECTS INC. ALL RIGHTS RESERVED, © COPYRIGHT 2015.

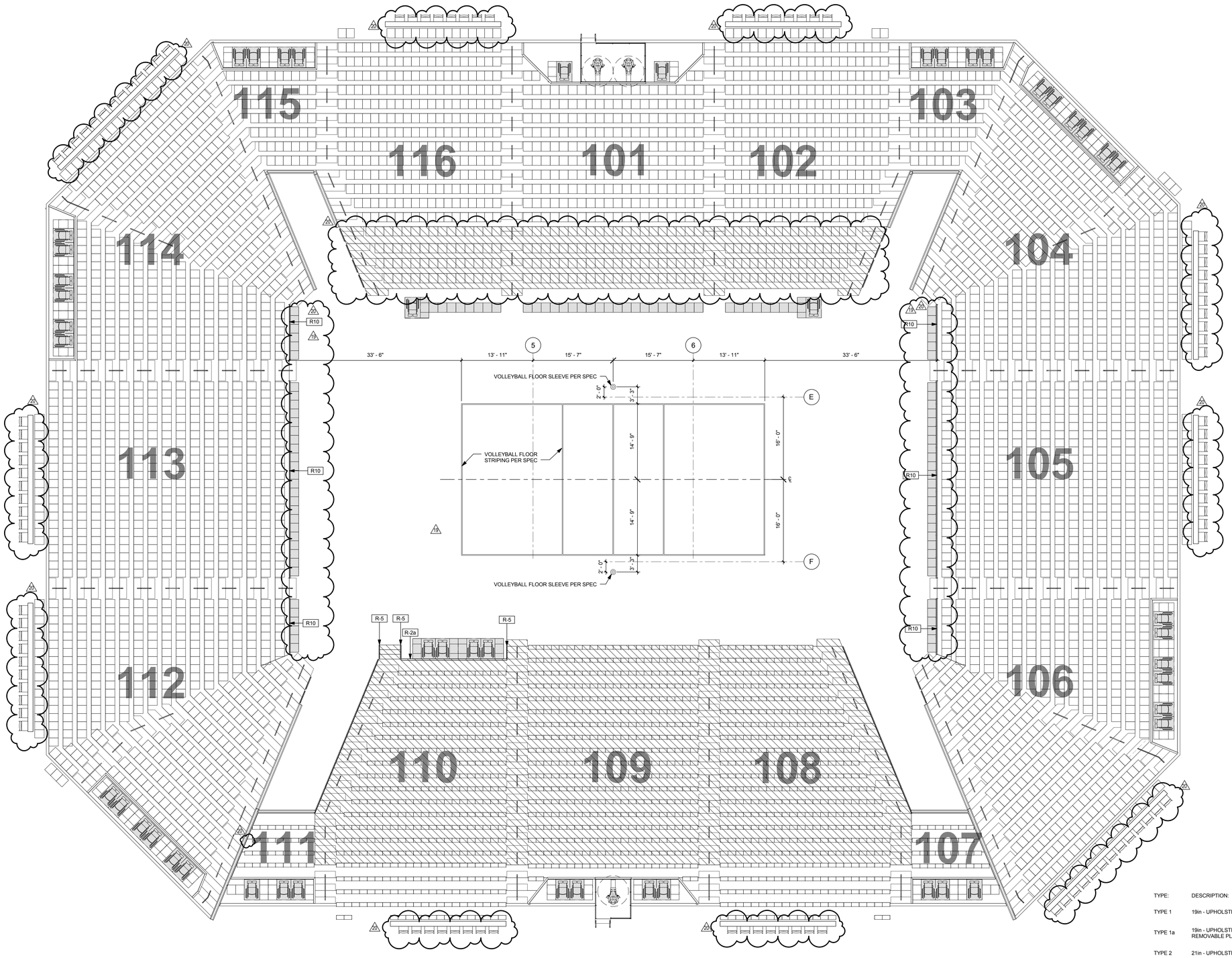

TYPE:	DESCRIPTION:
TYPE 1	19in - UPHOLSTERED SEATS AND BACKS
TYPE 1a	19in - UPHOLSTERED SEATS AND BACKS, REMOVABLE PLATFORM MOUNTED
TYPE 2	21in - UPHOLSTERED SEATS AND BACKS
TYPE 3	18in - PLASTIC BENCH SEAT
TYPE 3a	18in - PLASTIC BENCH SEAT - RETRACTABLE MOUNTED
TYPE 3b	18in PLASTIC BENCH SEAT - FIXED, NO ACCESS WHEN 3a ARE RETRACTED
TYPE 4	24in - LOOSE SEAT - PADDED, FOLDING (TEAM SEATS) (INTERLOCKED IN GROUPS OF 3+ PER CBC 1028.12)
TYPE 5	BARRIER FREE COMPANION SEAT
TYPE 6	BARRIER FREE WHEELCHAIR POSITION
TYPE 7	FFE - TASK CHAIR
TYPE 8	20in - LOOSE SEAT - PADDED, FOLDING
TYPE 9	CONCOURSE RAILING SEAT

ALTERNATE CONFIGURATION MANIFEST - VOLLEYBALL

Seat Quantity	Seating Section
TYPE 1	
200	SECTION 102
200	SECTION 103
200	SECTION 104
425	SECTION 105
389	SECTION 106
391	SECTION 112
200	SECTION 113
200	SECTION 114
36	SECTION 115
TYPE 1: 2050	2050
TYPE 1a	
4	SECTION 106
4	SECTION 112
TYPE 1a: 8	
TYPE 2	
200	SECTION 101
200	SECTION 116
TYPE 2: 400	
TYPE 3	
35	SECTION 107
83	SECTION 108
4	SECTION 109
5	SECTION 110
84	SECTION 111
TYPE 3: 211	
TYPE 3a	
300	SECTION 108
375	SECTION 109
225	SECTION 110
TYPE 3a: 900	
TYPE 3b	
22	SECTION 108
22	SECTION 109
22	SECTION 110
TYPE 3b: 66	
TYPE 4	
36	SECTION 010
TYPE 4: 36	
TYPE 5	
2	SECTION 010
2	SECTION 101
4	SECTION 103
6	SECTION 104
6	SECTION 106
5	SECTION 107
4	SECTION 109
4	SECTION 110
5	SECTION 111
6	SECTION 112
6	SECTION 114
4	SECTION 115
TYPE 5: 54	
TYPE 6	
2	SECTION 010
2	SECTION 101
4	SECTION 103
6	SECTION 104
6	SECTION 106
3	SECTION 107
4	SECTION 109
4	SECTION 110
3	SECTION 111
6	SECTION 112
6	SECTION 114
4	SECTION 115
TYPE 6: 50	
TYPE 8	
200	SECTION 010
TYPE 8: 200	
TYPE 9	
8	SECTION 102
10	SECTION 104
10	SECTION 105
13	SECTION 106
8	SECTION 108
8	SECTION 110
10	SECTION 112
10	SECTION 113
13	SECTION 114
7	SECTION 116
TYPE 9: 98	
Grand total: 5043	

CALIFORNIA BAPTIST UNIVERSITY

EVENTS CENTER

8431 DIANA AVENUE, RIVERSIDE, CA

ISSUE FOR CONSTRUCTION
01-22-2016

REVISIONS:

	DESCRIPTION	DATE
19	CCD #013	9-6-16
20	CCD #028	12-07-16

DATE ISSUED:	01-22-2016
SVA PROJECT NO:	2014-40129
SCALE:	As indicated
SHEET NUMBER:	**A617**
SHEET TITLE:	

BOWL ALTERNATE CONFIGURATION - VOLLEYBALL

3 MACARTHUR PLACE, SUITE 850 SANTA ANA, CA 92707
T 949.809.3380 WWW.SVA-ARCHITECTS.COM

THIS DOCUMENT CONTAINS INFORMATION PROPRIETARY TO SVA ARCHITECTS INC. AND IS FURNISHED IN CONFIDENCE FOR THE LIMITED PURPOSE OF EVALUATION, BIDDING OR REVIEW. THIS DOCUMENT OR ITS CONTENTS MAY NOT BE USED FOR ANY OTHER PURPOSE AND MAY NOT BE REPRODUCED OR DISCLOSED TO OTHERS WITHOUT THE PRIOR WRITTEN CONSENT OF SVA ARCHITECTS INC. ALL RIGHTS RESERVED, © COPYRIGHT 2015.

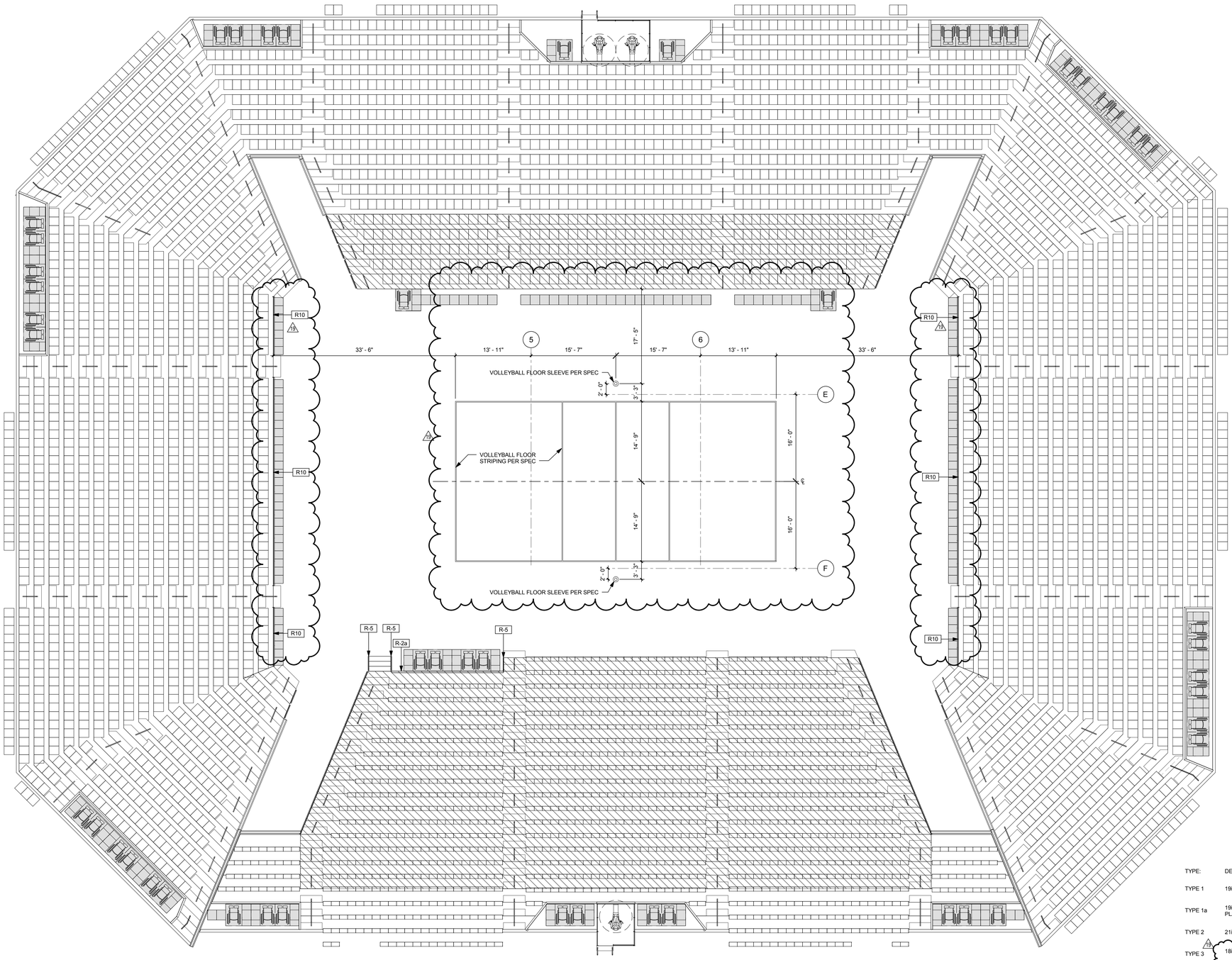

TYPE:	DESCRIPTION:
TYPE 1	19in - UPHOLSTERED SEATS AND BACKS
TYPE 1a	19in - UPHOLSTERED SEATS AND BACKS, REMOVABLE PLATFORM MOUNTED
TYPE 2	21in - UPHOLSTERED SEATS AND BACKS
TYPE 3	18in - PLASTIC BENCH SEAT
TYPE 3a	18in - PLASTIC BENCH SEAT - RETRACTABLE MOUNTED
TYPE 4	21in - LOOSE SEAT - PADDED, FOLDING (TEAM SEATS) (INTERLOCKED IN GROUPS OF 3+ PER CBC 1028.12)
TYPE 5	BARRIER FREE COMPANION SEAT
TYPE 6	BARRIER FREE WHEELCHAIR POSITION
TYPE 7	FFE - TASK CHAIR
TYPE 8	19in - LOOSE SEAT - PADDED, FOLDING

ALTERNATE CONFIGURATION MANIFEST - VOLLEYBALL

Seat Quantity	Seating Section
TYPE 1	
344	SECTION 102
96	SECTION 103
304	SECTION 104
424	SECTION 105
389	SECTION 106
391	SECTION 112
424	SECTION 113
424	SECTION 114
59	SECTION 115
269	SECTION 116
TYPE 1: 3143	
TYPE 1a	
4	SECTION 106
4	SECTION 112
TYPE 1a: 8	
TYPE 2	
304	SECTION 101
68	SECTION 116
TYPE 2: 372	
TYPE 3	
35	SECTION 107
35	SECTION 108
35	SECTION 109
35	SECTION 110
36	SECTION 111
TYPE 3: 341	
TYPE 3a	
304	SECTION 108
304	SECTION 109
36	SECTION 110
TYPE 3a: 1044	
TYPE 4	
36	SECTION 010
TYPE 4: 36	
TYPE 5	
2	SECTION 010
2	SECTION 101
4	SECTION 103
6	SECTION 104
6	SECTION 106
5	SECTION 107
4	SECTION 109
4	SECTION 110
5	SECTION 111
6	SECTION 112
6	SECTION 114
4	SECTION 115
TYPE 5: 54	
TYPE 6	
2	SECTION 010
2	SECTION 101
4	SECTION 103
6	SECTION 104
6	SECTION 106
3	SECTION 107
4	SECTION 109
4	SECTION 110
3	SECTION 111
6	SECTION 112
6	SECTION 114
4	SECTION 115
TYPE 6: 50	
TYPE 8	
96	SECTION 010
TYPE 8: 96	
Grand total: 5018	

CALIFORNIA BAPTIST UNIVERSITY

EVENTS CENTER

8431 DIANA AVENUE, RIVERSIDE, CA

ISSUE FOR CONSTRUCTION 01-22-2016

REVISIONS:

	DESCRIPTION	DATE
19	CCD #013	9-6-16

DATE ISSUED: 01-22-2016

SVA PROJECT NO: 2014-40129

SCALE: As indicated

SHEET NUMBER: A617

SHEET TITLE:

BOWL ALTERNATE CONFIGURATION - VOLLEYBALL

3 MACARTHUR PLACE, SUITE 850 SANTA ANA, CA 92707
T 949.809.3380 WWW.SVA-ARCHITECTS.COM

THIS DOCUMENT CONTAINS INFORMATION PROPRIETARY TO SVA ARCHITECTS INC. AND IS FURNISHED IN CONFIDENCE FOR THE LIMITED PURPOSE OF EVALUATION, BIDDING OR REVIEW. THIS DOCUMENT OR ITS CONTENTS MAY NOT BE USED FOR ANY OTHER PURPOSE AND MAY NOT BE REPRODUCED OR DISCLOSED TO OTHERS WITHOUT THE PRIOR WRITTEN CONSENT OF SVA ARCHITECTS INC. ALL RIGHTS RESERVED. © COPYRIGHT 2015.

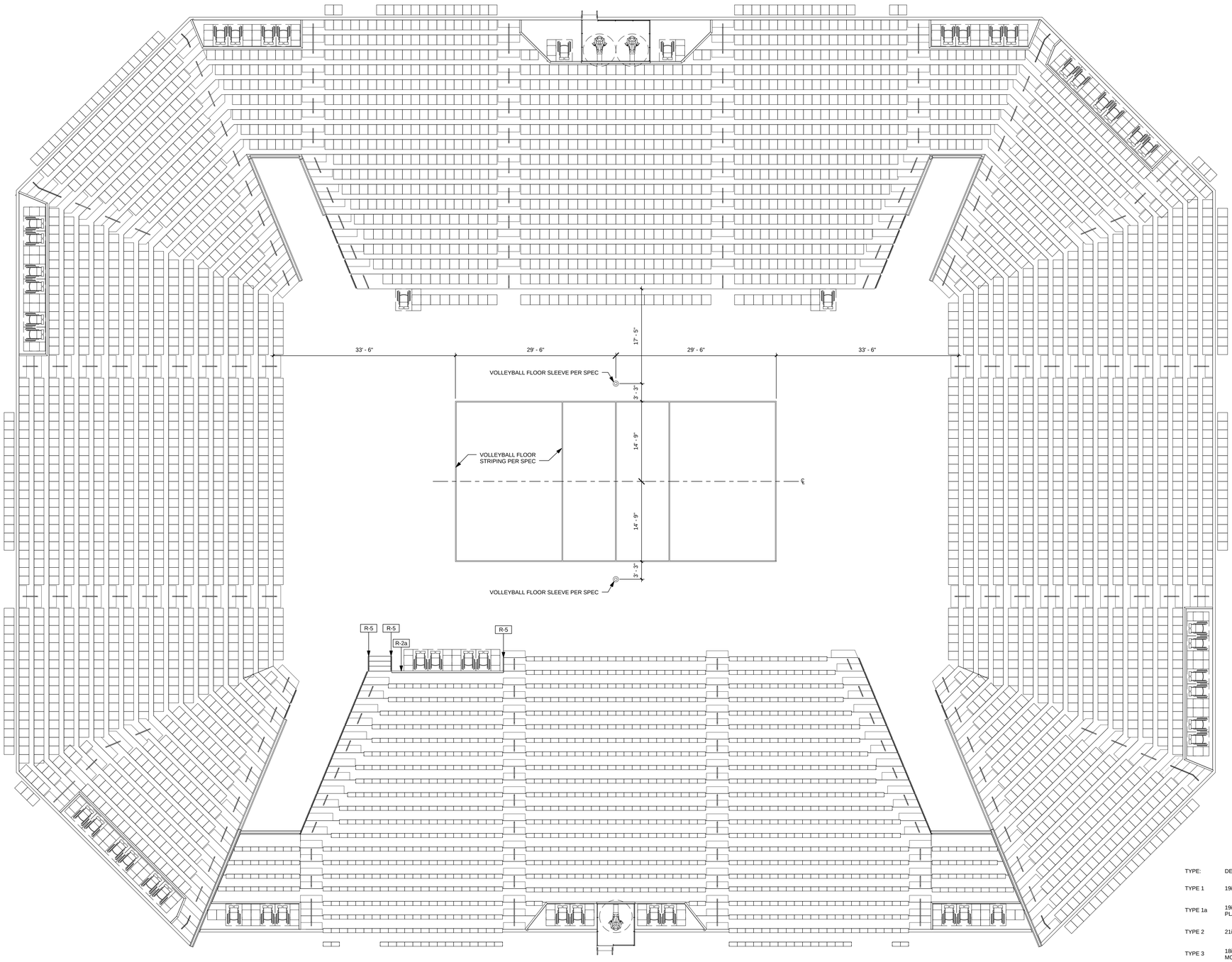

TYPE:	DESCRIPTION:
TYPE 1	19in - UPHOLSTERED SEATS AND BACKS
TYPE 1a	19in - UPHOLSTERED SEATS AND BACKS, REMOVABLE PLATFORM MOUNTED
TYPE 2	21in - UPHOLSTERED SEATS AND BACKS
TYPE 3	18in - PLASTIC BENCH SEAT - RETRACTABLE MOUNTED
TYPE 3a	18in - PLASTIC BENCH SEAT
TYPE 4	21in - LOOSE SEAT - PADDED, FOLDING (INTERLOCKED IN GROUPS OF 3+ PER CBC 1028.12)
TYPE 5	BARRIER FREE COMPANION SEAT
TYPE 6	BARRIER FREE WHEELCHAIR POSITION
TYPE 7	FFE - TASK CHAIR
TYPE 8	19in - LOOSE SEAT - PADDED, FOLDING

ALTERNATE CONFIGURATION MANIFEST - VOLLEYBALL

Seat Quantity	Seating Section
TYPE 1	
344	SECTION 102
60	SECTION 103
400	SECTION 104
448	SECTION 105
395	SECTION 106
397	SECTION 112
448	SECTION 113
399	SECTION 114
59	SECTION 115
269	SECTION 116
TYPE 1: 3219	
TYPE 1a	
4	SECTION 106
4	SECTION 112
TYPE 1a: 8	
TYPE 2	
304	SECTION 101
68	SECTION 116
TYPE 2: 372	
TYPE 3	
35	SECTION 107
83	SECTION 108
48	SECTION 109
83	SECTION 110
36	SECTION 111
TYPE 3: 285	
TYPE 3a	
322	SECTION 108
352	SECTION 109
296	SECTION 110
TYPE 3a: 970	
TYPE 4	
36	SECTION 010
TYPE 4: 36	
TYPE 5	
2	SECTION 010
2	SECTION 101
4	SECTION 103
6	SECTION 104
6	SECTION 106
5	SECTION 107
4	SECTION 109
4	SECTION 110
5	SECTION 111
6	SECTION 112
6	SECTION 114
4	SECTION 115
TYPE 5: 54	
TYPE 6	
2	SECTION 010
2	SECTION 101
4	SECTION 103
6	SECTION 104
6	SECTION 106
3	SECTION 107
4	SECTION 109
4	SECTION 110
3	SECTION 111
6	SECTION 112
6	SECTION 114
4	SECTION 115
TYPE 6: 50	
Grand total: 4994	

CALIFORNIA BAPTIST UNIVERSITY

EVENTS CENTER

8431 DIANA AVENUE, RIVERSIDE, CA

ISSUE FOR CONSTRUCTION 01-22-2016

LICENSED ARCHITECT
ROBERT M. SIMONS
No. C-18301
Jan. 31, 2017
STATE OF CALIFORNIA

REVISIONS:

	DESCRIPTION	DATE
△		
△		
△		
△		
△		
△		
△		
△		
△		
△		
△		

DATE ISSUED: 01-22-2016

SVA PROJECT NO: 2014-40129

SCALE: As indicated

SHEET NUMBER: A617

SHEET TITLE:

BOWL ALTERNATE CONFIGURATION - VOLLEYBALL

3 MACARTHUR PLACE, SUITE 850 SANTA ANA, CA 92707
T 949.809.3380 WWW.SVA-ARCHITECTS.COM

THIS DOCUMENT CONTAINS INFORMATION PROPRIETARY TO SVA ARCHITECTS INC. AND IS FURNISHED IN CONFIDENCE FOR THE LIMITED PURPOSE OF EVALUATION, BIDDING OR REVIEW. THIS DOCUMENT OR ITS CONTENTS MAY NOT BE USED FOR ANY OTHER PURPOSE AND MAY NOT BE REPRODUCED OR DISCLOSED TO OTHERS WITHOUT THE PRIOR WRITTEN CONSENT OF SVA ARCHITECTS INC. ALL RIGHTS RESERVED. © COPYRIGHT 2015.

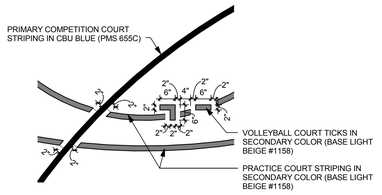

STRIPING DETAIL | 1/2" = 1'-0" | 02

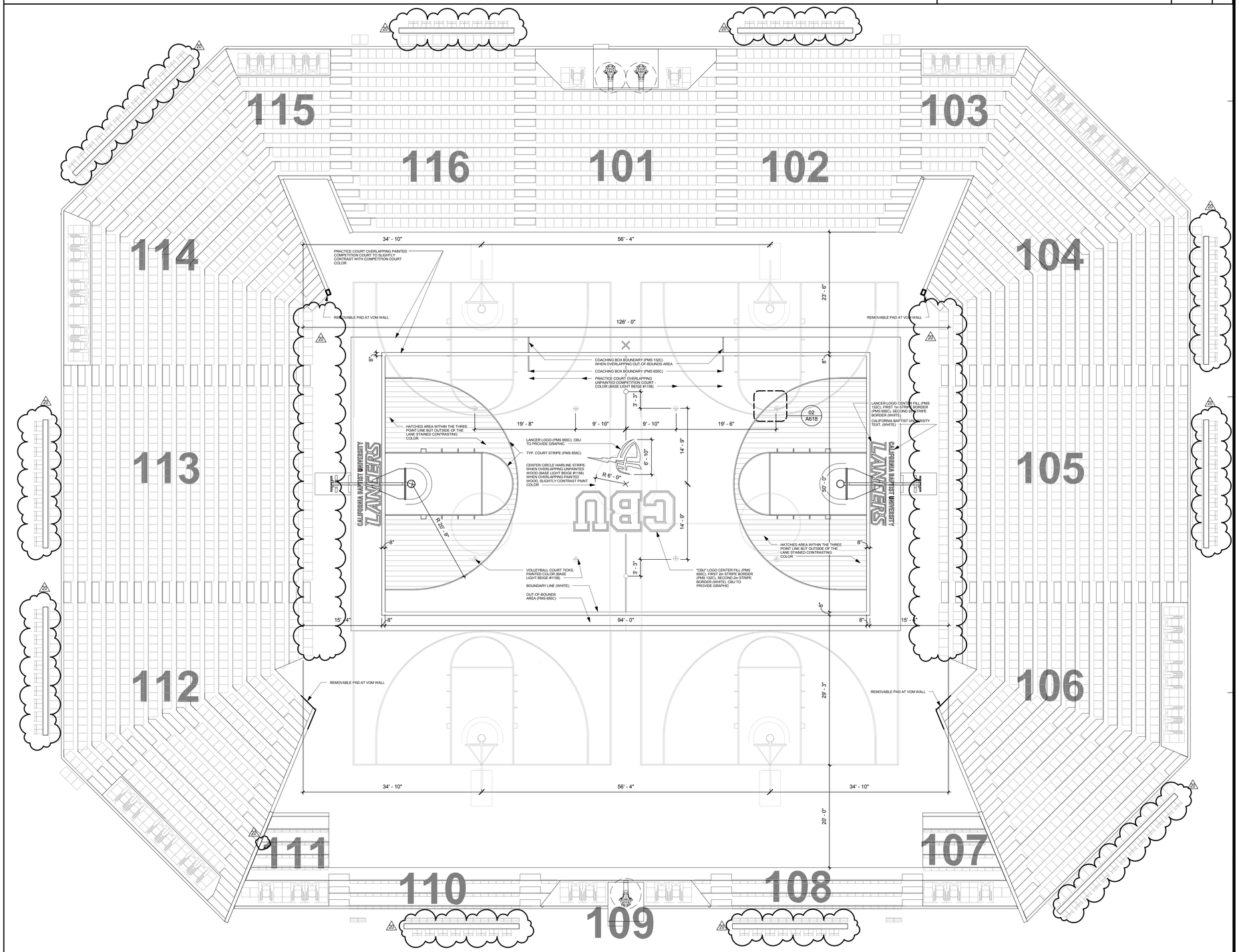

COURT STRIPING | 1/8" = 1'-0" | 01

CALIFORNIA BAPTIST UNIVERSITY

EVENTS CENTER

8431 DIANA AVENUE, RIVERSIDE, CA

ISSUE FOR CONSTRUCTION 01-22-2016

REVISIONS:

	DESCRIPTION	DATE
19	CCD #013	9-6-16
20	CCD #028	12-07-16

DATE ISSUED: 09-06-2016

SVA PROJECT NO: 2014-40129

SCALE: As indicated

SHEET NUMBER: 19 A618

SHEET TITLE:

COURT STRIPING

3 MACARTHUR PLACE, SUITE 850 SANTA ANA, CA 92707
T 949.809.3380 WWW.SVA-ARCHITECTS.COM

THIS DOCUMENT CONTAINS INFORMATION PROPRIETARY TO SVA ARCHITECTS INC., AND IS FURNISHED IN CONFIDENCE FOR THE LIMITED PURPOSE OF EVALUATION, BIDDING OR REVIEW. THIS DOCUMENT OR ITS CONTENTS MAY NOT BE USED FOR ANY OTHER PURPOSE AND MAY NOT BE REPRODUCED OR DISCLOSED TO OTHERS WITHOUT THE PRIOR WRITTEN CONSENT OF SVA ARCHITECTS INC. ALL RIGHTS RESERVED. © COPYRIGHT 2015.

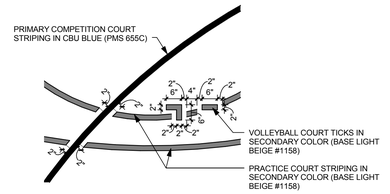

STRIPING DETAIL | 1/2" = 1'-0" | **02**

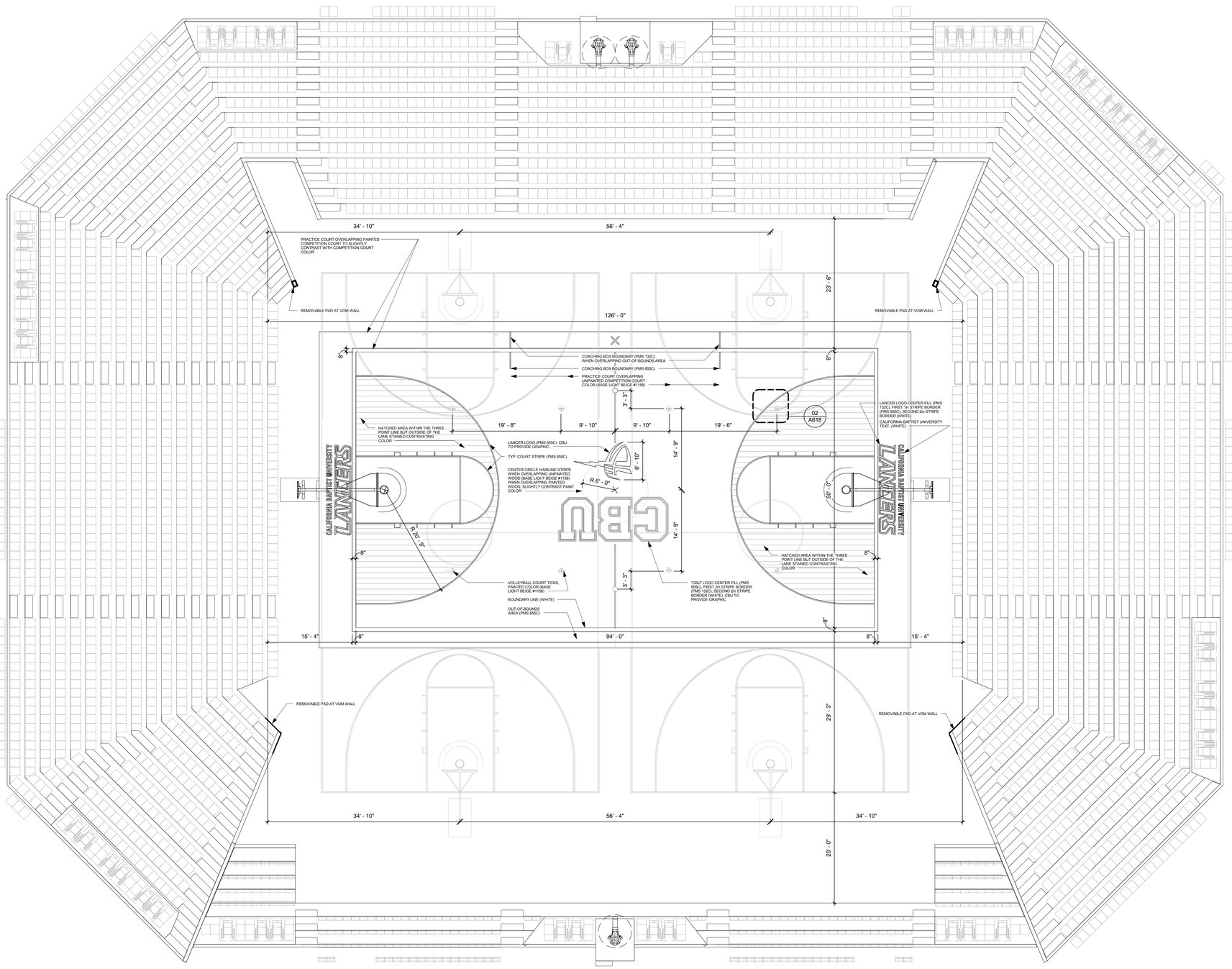

COURT STRIPING | 1/8" = 1'-0" | **01**

CALIFORNIA BAPTIST UNIVERSITY
EVENTS CENTER
8431 DIANA AVENUE, RIVERSIDE, CA

ISSUE FOR CONSTRUCTION
01-22-2016

REVISIONS:

	DESCRIPTION	DATE
19	CCD #013	9-6-16

DATE ISSUED: 01-22-2016
SVA PROJECT NO: 2014-40129
SCALE: As indicated

SHEET NUMBER: 19 **A618**

SHEET TITLE:

COURT STRIPING

3 MACARTHUR PLACE, SUITE 850 SANTA ANA, CA 92707
T 949.809.3380 WWW.SVA-ARCHITECTS.COM

THIS DOCUMENT CONTAINS INFORMATION PROPRIETARY TO SVA ARCHITECTS INC. AND IS FURNISHED IN CONFIDENCE FOR THE LIMITED PURPOSE OF EVALUATION, BIDDING OR REVIEW. THIS DOCUMENT OR ITS CONTENTS MAY NOT BE USED FOR ANY OTHER PURPOSE AND MAY NOT BE REPRODUCED OR DISCLOSED TO OTHERS WITHOUT THE PRIOR WRITTEN CONSENT OF SVA ARCHITECTS INC. ALL RIGHTS RESERVED. © COPYRIGHT 2015.

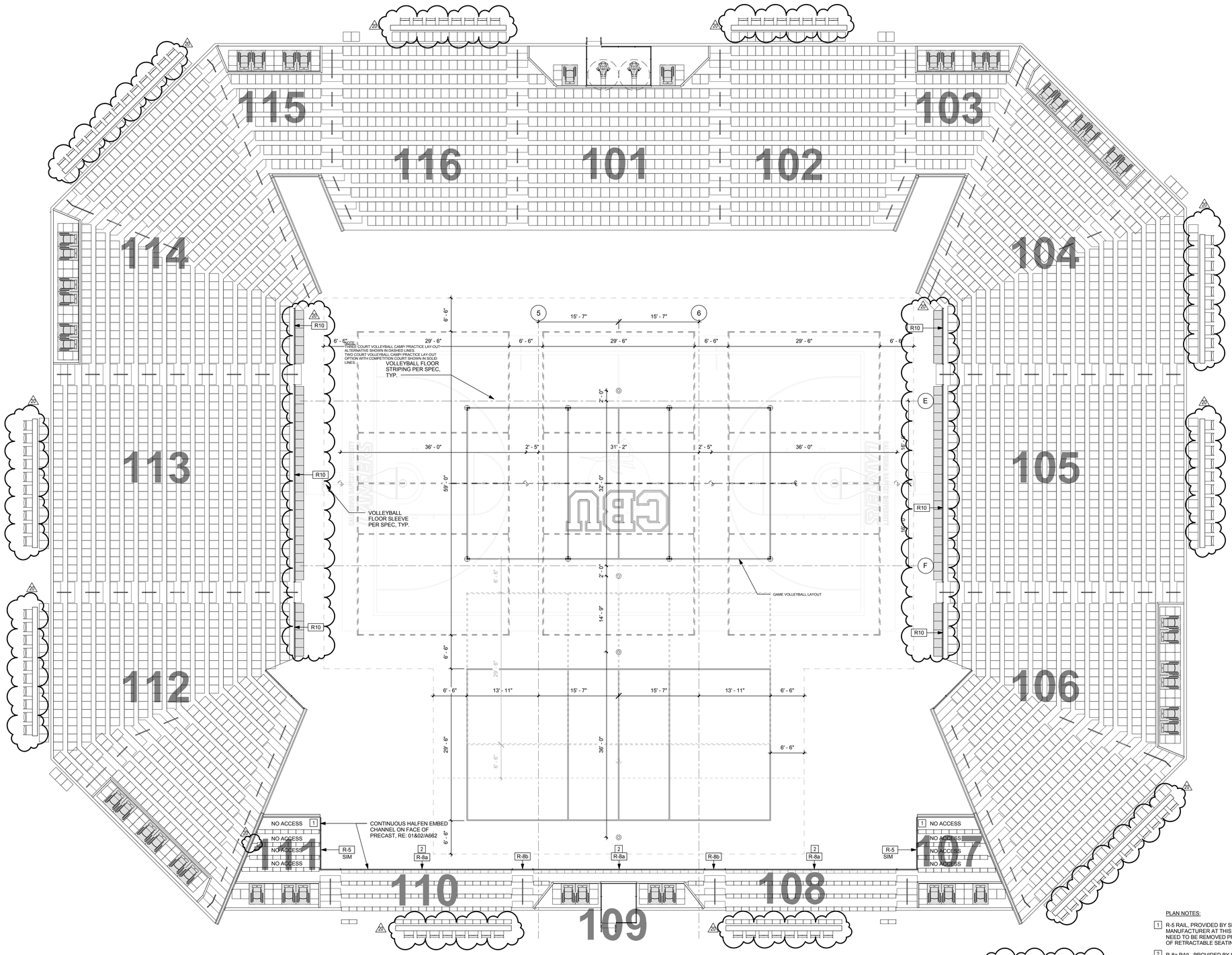

HATCH LEGEND

- RETRACTABLE SEATS
- NON-FIXED SEATING LOCATION
- WHEELCHAIR SEATING, REMOVABLE

PLAN NOTES:

1. R-5 RAIL, PROVIDED BY SEATING MANUFACTURER AT THIS LOCATION WILL NEED TO BE REMOVED PRIOR TO EXTENSION OF RETRACTABLE SEATING
2. R-8a RAIL, PROVIDED BY SEATING MANUFACTURER AT THIS LOCATION WILL BE LEFT IN PLACE FOR MOST EVENTS AND ONLY BE REMOVED FOR EVENTS THAT SELL OUT TO CAPACITY. NOTE THE PLASTIC BENCH SEAT MOUNTED AT THIS LOCATION WILL NOT PROJECT MORE THAN 1/4" BEYOND THE PRE-CAST CONCRETE NOSING - SO AS NOT TO CONFLICT WITH THE VERTICAL SUPPORTS OF THE RAILING TO BE INSTALLED.

NOTE:
**IN SECTIONS 111 & 107
NONE OF THE TYPE-3
BENCH SEATS ARE
ACCESSIBLE WITH SEATING
RETRACTED

ALTERNATE CONFIGURATION MANIFEST - VOLLEYBALL PRACTICE

Seat Quantity	Seating Section
TYPE 1	
269	SECTION 102
269	SECTION 103
269	SECTION 104
269	SECTION 105
180	SECTION 106
209	SECTION 106 OBSTRUCTED
233	SECTION 112
156	SECTION 112 OBSTRUCTED
269	SECTION 113
269	SECTION 114
269	SECTION 115
269	SECTION 116
TYPE 1 DOUBLE	
TYPE 2	
204	SECTION 101
TYPE 2: 204	
TYPE 3	
**35	SECTION 107 OBSTRUCTED
83	SECTION 108 OBSTRUCTED
4	SECTION 109 OBSTRUCTED
5	SECTION 110 OBSTRUCTED
3	SECTION 111 OBSTRUCTED
TYPE 3 DOUBLE	
TYPE 5	
2	SECTION 101
4	SECTION 103
6	SECTION 104
6	SECTION 106
3	SECTION 107 OBSTRUCTED
4	SECTION 108 OBSTRUCTED
5	SECTION 111 OBSTRUCTED
6	SECTION 112 OBSTRUCTED
6	SECTION 114
4	SECTION 115
TYPE 5: 48	
TYPE 6	
2	SECTION 101
4	SECTION 103
6	SECTION 104
6	SECTION 106
3	SECTION 107 OBSTRUCTED
4	SECTION 108 OBSTRUCTED
3	SECTION 111 OBSTRUCTED
6	SECTION 112 OBSTRUCTED
6	SECTION 114
4	SECTION 115
TYPE 6: 44	
TYPE 6	
TYPE 6 DOUBLE	SECTION 010
TYPE 9	
8	SECTION 102
10	SECTION 104
10	SECTION 105
13	SECTION 106 OBSTRUCTED
8	SECTION 108 OBSTRUCTED
8	SECTION 110 OBSTRUCTED
10	SECTION 112
10	SECTION 113
13	SECTION 114
8	SECTION 116
TYPE 9: 98	
Grand total: 3782	** (LESS 71 SEATS WITH NO ACCESS)

CALIFORNIA BAPTIST UNIVERSITY

EVENTS CENTER

8431 DIANA AVENUE, RIVERSIDE, CA

ISSUE FOR CONSTRUCTION
01-22-2016

REVISIONS:

	DESCRIPTION	DATE
19	CCD #013	9-6-16
20	CCD #028	12-07-16

DATE ISSUED: 09-06-2016

SVA PROJECT NO: 2014-40129

SCALE: As indicated

SHEET NUMBER: 19 A619

SHEET TITLE:

BOWL ALTERNATE CONFIGURATION - VOLLEYBALL PRACTICE

ARCHITECTS

3 MACARTHUR PLACE, SUITE 850 SANTA ANA, CA 92707

T 949.809.3380 WWW.SVA-ARCHITECTS.COM

THIS DOCUMENT CONTAINS INFORMATION PROPRIETARY TO SVA ARCHITECTS INC., AND IS FURNISHED IN CONFIDENCE FOR THE LIMITED PURPOSE OF REVIEW BY YOU AND YOUR EMPLOYEES. NO PART OF THIS DOCUMENT OR ITS CONTENTS MAY BE USED, COPIED, PUBLISHED OR DISCLOSED TO ANY OTHER PERSON WITHOUT THE PRIOR WRITTEN CONSENT OF SVA ARCHITECTS INC. ALL RIGHTS RESERVED. © COPYRIGHT 2015.

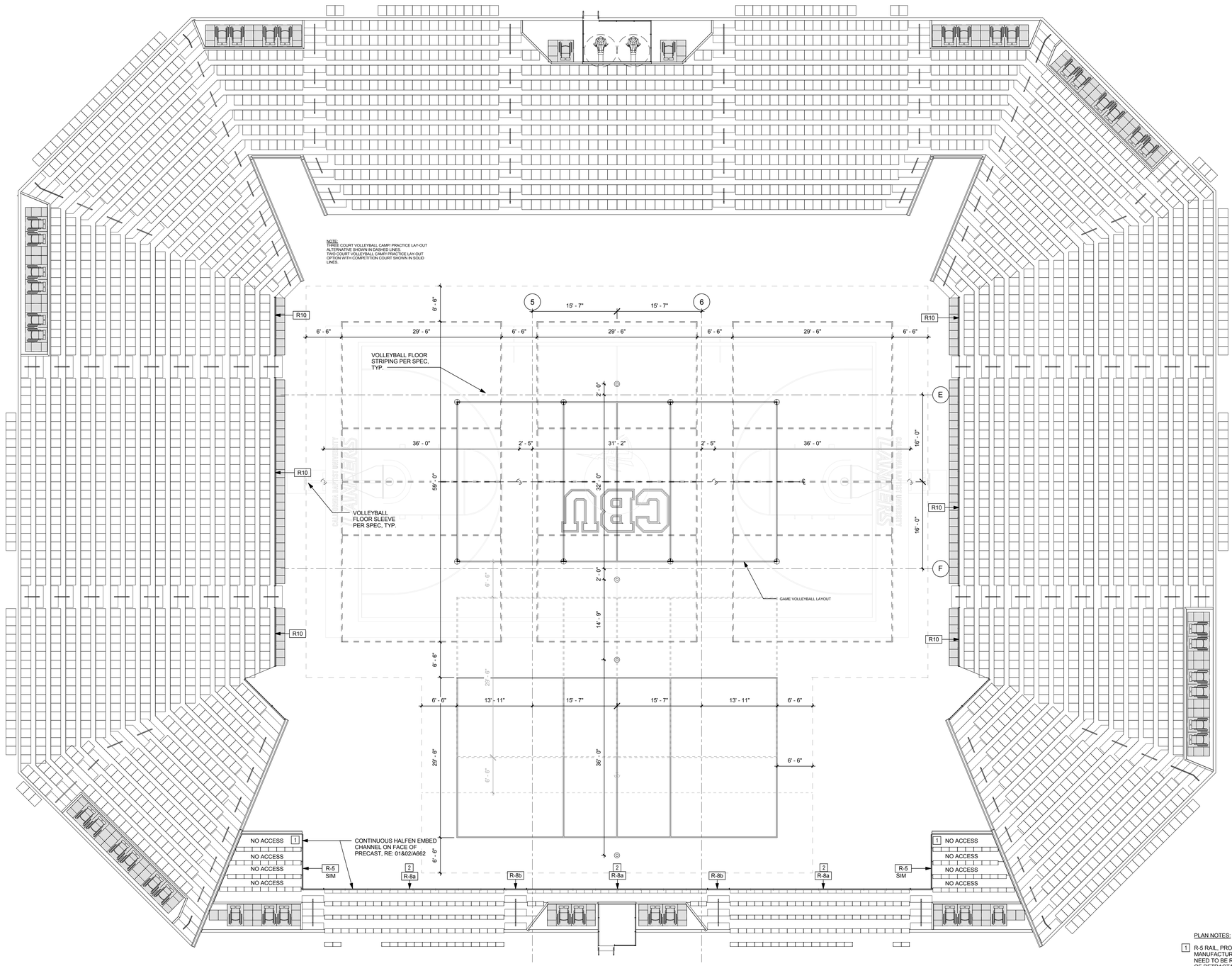

NOTE:
**IN SECTIONS 111 & 107
NONE OF THE TYPE-3
BENCH SEATS ARE
ACCESSIBLE WITH SEATING
RETRACTED

PLAN NOTES:

1. R-5 RAIL, PROVIDED BY SEATING MANUFACTURER AT THIS LOCATION WILL NEED TO BE REMOVED PRIOR TO EXTENSION OF RETRACTABLE SEATING
2. R-8a RAIL, PROVIDED BY SEATING MANUFACTURER AT THIS LOCATION WILL BE LEFT IN PLACE FOR MOST EVENTS AND ONLY BE REMOVED FOR EVENTS THAT SELL OUT TO CAPACITY. NOTE THE PLASTIC BENCH SEAT MOUNTED AT THIS LOCATION WILL NOT PROJECT MORE THAN 1/4" BEYOND THE PRE-CAST CONCRETE NOSING - SO AS NOT TO CONFLICT WITH THE VERTICAL SUPPORTS OF THE RAILING TO BE INSTALLED.

ALTERNATE CONFIGURATION MANIFEST - VOLLEYBALL PRACTICE

Seat Quantity	Seating Section
TYPE 1	
269	SECTION 102
60	SECTION 103
384	SECTION 104
424	SECTION 105
180	SECTION 106
200	SECTION 106 OBSTRUCTED
233	SECTION 112
156	SECTION 112 OBSTRUCTED
424	SECTION 113
353	SECTION 114
59	SECTION 115
269	SECTION 116
TYPE 1: 3072	
TYPE 2	
204	SECTION 101
TYPE 2: 204	
TYPE 3	
**35	SECTION 107 OBSTRUCTED
83	SECTION 108 OBSTRUCTED
4	SECTION 109 OBSTRUCTED
83	SECTION 110 OBSTRUCTED
**36	SECTION 111 OBSTRUCTED
TYPE 3: 241	
TYPE 5	
2	SECTION 101
4	SECTION 103
6	SECTION 104
6	SECTION 106
5	SECTION 107 OBSTRUCTED
4	SECTION 109 OBSTRUCTED
5	SECTION 111 OBSTRUCTED
6	SECTION 112 OBSTRUCTED
6	SECTION 114
4	SECTION 115
TYPE 5: 48	
TYPE 8	
2	SECTION 101
4	SECTION 103
6	SECTION 104
6	SECTION 106
3	SECTION 107 OBSTRUCTED
4	SECTION 109 OBSTRUCTED
3	SECTION 111 OBSTRUCTED
6	SECTION 112 OBSTRUCTED
6	SECTION 114
4	SECTION 115
TYPE 8: 44	
TYPE 8	
96	SECTION 010
TYPE 8: 96	
Grand total: 3705	** (LESS 71 SEATS WITH NO ACCESS)

CALIFORNIA BAPTIST UNIVERSITY

EVENTS CENTER

8431 DIANA AVENUE, RIVERSIDE, CA

ISSUE FOR CONSTRUCTION
01-22-2016

REVISIONS:

	DESCRIPTION	DATE
19	CCD #013	9-6-16

DATE ISSUED: 01-22-2016

SVA PROJECT NO: 2014-40129

SCALE: 1/8" = 1'-0"

SHEET NUMBER: 19 A619

SHEET TITLE:

BOWL ALTERNATE CONFIGURATION - VOLLEYBALL PRACTICE

ARCHITECTS

3 MACARTHUR PLACE, SUITE 850 SANTA ANA, CA 92707

T 949.809.3380 WWW.SVA-ARCHITECTS.COM

THIS DOCUMENT CONTAINS INFORMATION PROPRIETARY TO SVA ARCHITECTS INC. AND IS FURNISHED IN CONFIDENCE FOR THE LIMITED PURPOSE OF REVIEW, DISCUSSION AND/OR EXECUTION OF WORK RELATED TO THIS PROJECT. NOTHING HEREIN SHALL BE CONSTRUED AS GRANTING, BY IMPLICATION OR OTHERWISE, ANY LICENSE OR RIGHT TO REPRODUCE, USE, OR DISCLOSE ITS CONTENTS IN WHOLE OR IN PART, OR TO USE ANY OTHER SVA DOCUMENT, WITHOUT THE PRIOR WRITTEN CONSENT OF SVA ARCHITECTS INC. ALL RIGHTS RESERVED, © COPYRIGHT 2015.

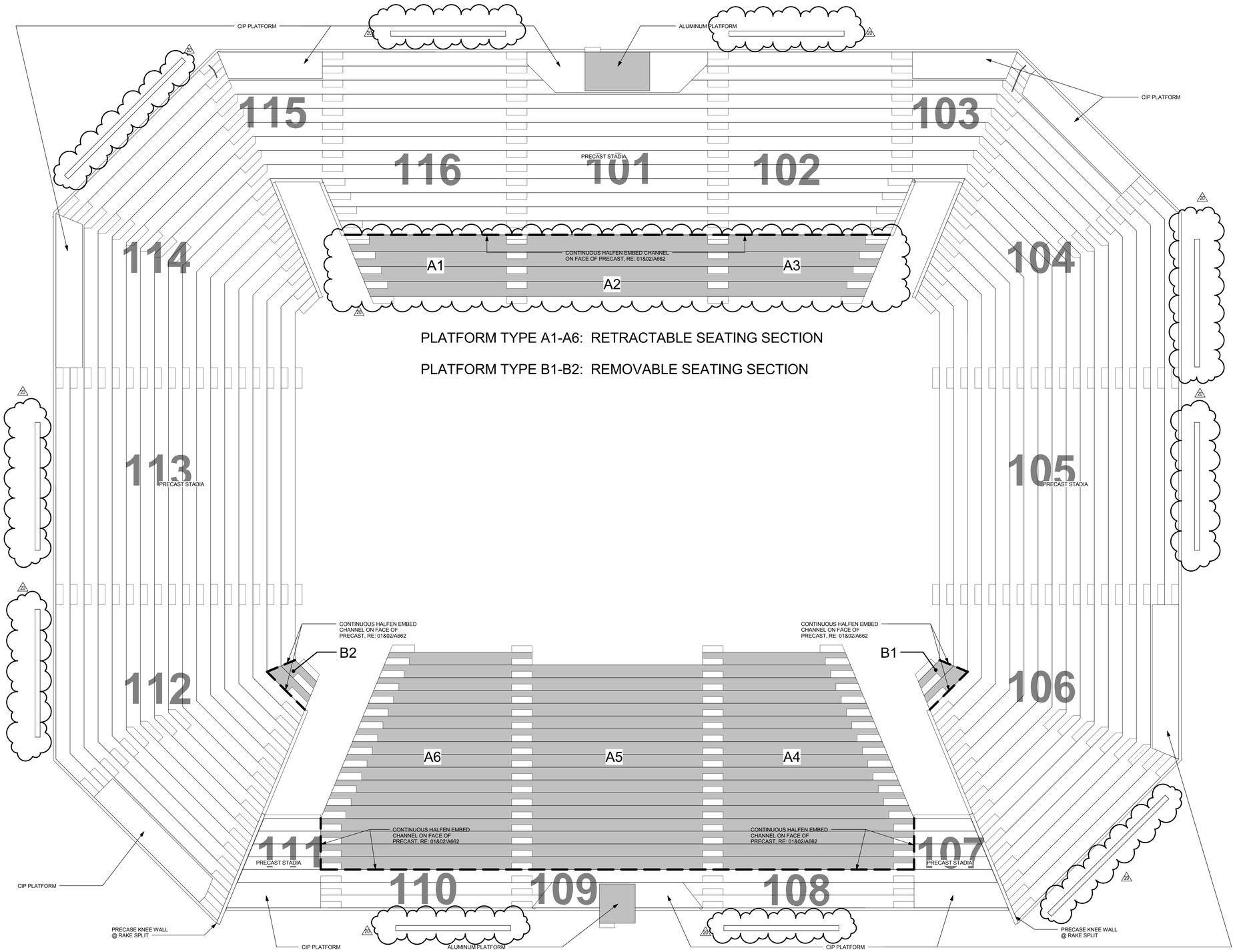

PLATFORM TYPE A1-A6: RETRACTABLE SEATING SECTION

PLATFORM TYPE B1-B2: REMOVABLE SEATING SECTION

CALIFORNIA BAPTIST UNIVERSITY

EVENTS CENTER

8431 DIANA AVENUE, RIVERSIDE, CA

ISSUE FOR CONSTRUCTION
01-22-2016

REVISIONS:

	DESCRIPTION	DATE
20	CCD #028	12-07-16

DATE ISSUED: 01-22-2016

SVA PROJECT NO: 2014-40129

SCALE: 1/8" = 1'-0"

SHEET NUMBER: A621

SHEET TITLE:

BOWL TYPE DIAGRAM

3 MACARTHUR PLACE, SUITE 850 SANTA ANA, CA 92707
T 949.809.3380 WWW.SVA-ARCHITECTS.COM

THIS DOCUMENT CONTAINS INFORMATION PROPRIETARY TO SVA ARCHITECTS INC. AND IS FURNISHED IN CONFIDENCE FOR THE LIMITED PURPOSE OF EVALUATION, BIDDING OR REVIEW. THIS DOCUMENT OR ITS CONTENTS MAY NOT BE USED FOR ANY OTHER PURPOSE AND MAY NOT BE REPRODUCED OR DISCLOSED TO OTHERS WITHOUT THE PRIOR WRITTEN CONSENT OF SVA ARCHITECTS INC. ALL RIGHTS RESERVED. © COPYRIGHT 2015.

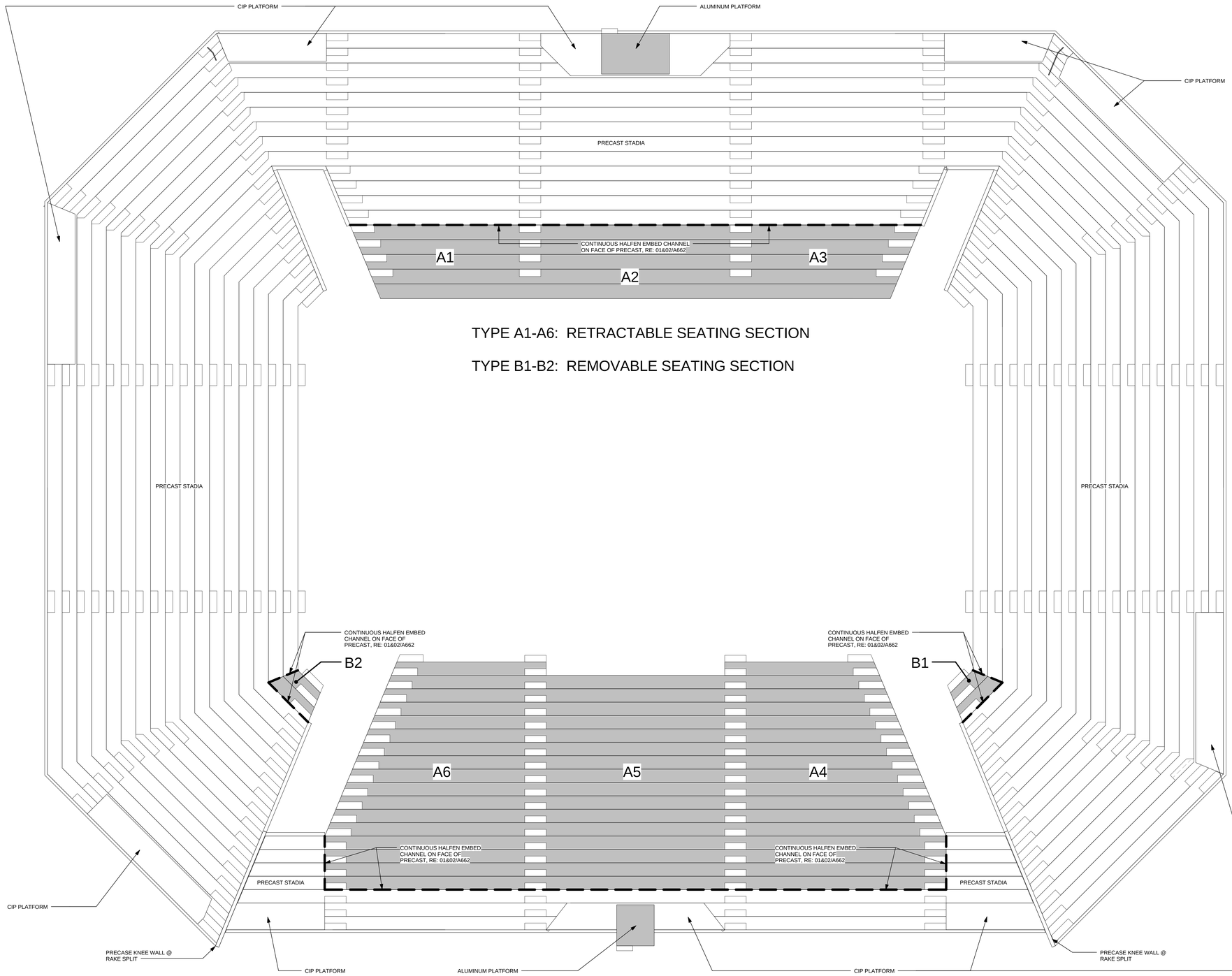

TYPE A1-A6: RETRACTABLE SEATING SECTION

TYPE B1-B2: REMOVABLE SEATING SECTION

CALIFORNIA BAPTIST UNIVERSITY

EVENTS CENTER

8431 DIANA AVENUE, RIVERSIDE, CA

ISSUE FOR CONSTRUCTION
01-22-2016

LICENSED ARCHITECT
ROBERT M. SIMONS
No. C-18301
Jan. 31, 2017
STATE OF CALIFORNIA

REVISIONS:

	DESCRIPTION	DATE

DATE ISSUED: 01-22-2016

SVA PROJECT NO: 2014-40129

SCALE: 1/8" = 1'-0"

SHEET NUMBER: **A621**

SHEET TITLE:

BOWL TYPE DIAGRAM

ARCHITECTS

3 MACARTHUR PLACE, SUITE 850 SANTA ANA, CA 92707

T 949.809.3380 WWW.SVA-ARCHITECTS.COM

THIS DOCUMENT CONTAINS INFORMATION PROPRIETARY TO SVA ARCHITECTS INC., AND IS FURNISHED IN CONFIDENCE FOR THE LIMITED PURPOSE OF EVALUATION, BIDDING OR REVIEW. THIS DOCUMENT OR ITS CONTENTS MAY NOT BE USED FOR ANY OTHER PURPOSE AND MAY NOT BE REPRODUCED OR DISCLOSED TO OTHERS WITHOUT THE PRIOR WRITTEN CONSENT OF SVA ARCHITECTS INC. ALL RIGHTS RESERVED, © COPYRIGHT 2015.

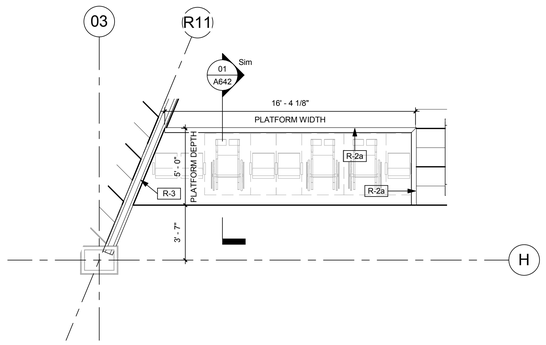

WHEELCHAIR PLATFORM - SOUTH | 1/4" = 1'-0" | 12

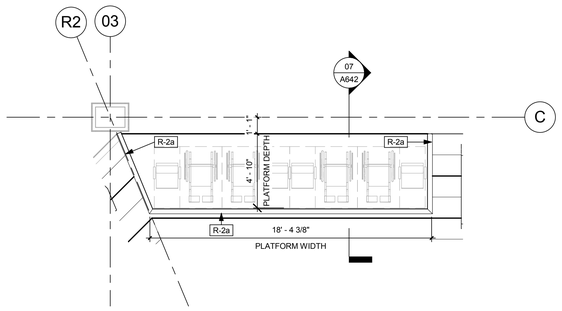

WHEELCHAIR PLATFORM - NORTH | 1/4" = 1'-0" | 11

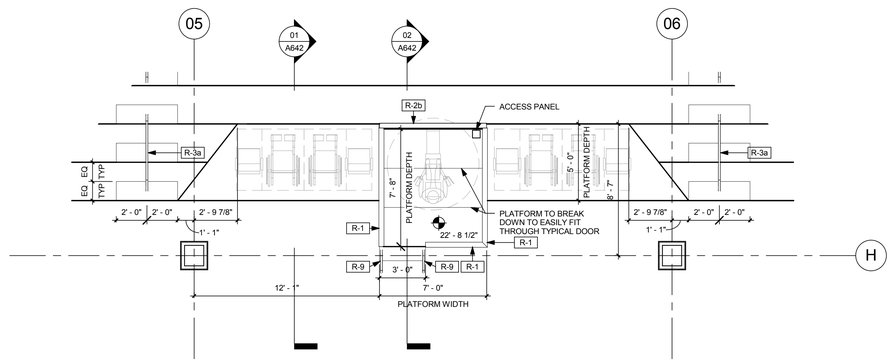

CAMERA PLATFORM - SOUTH | 1/4" = 1'-0" | 08

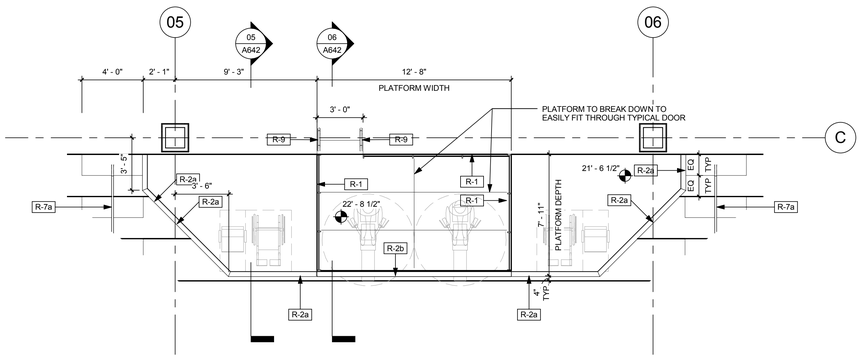

CAMERA PLATFORM - NORTH | 1/4" = 1'-0" | 07

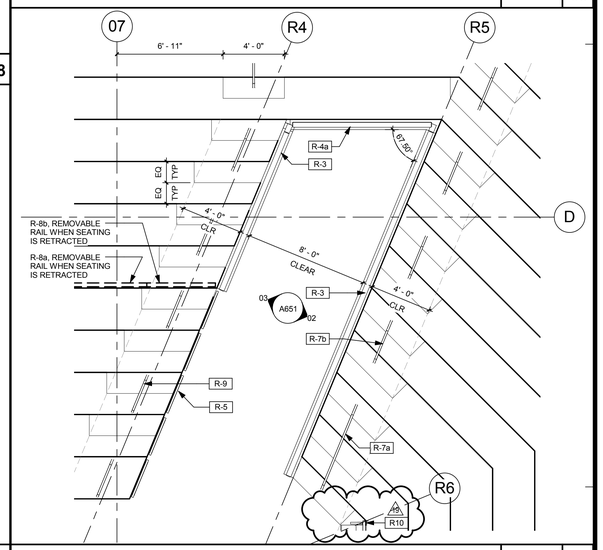

VOMITORY - NORTH | 1/4" = 1'-0" | 02

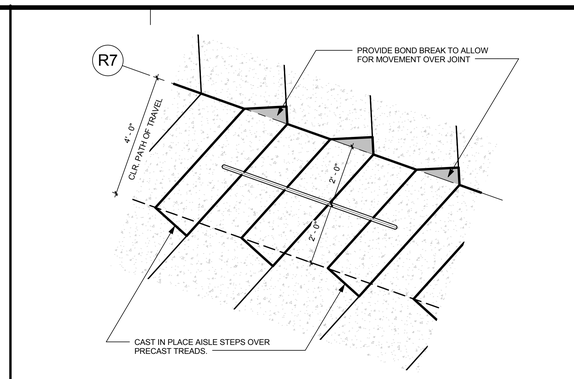

AISLE STEP | 1/2" = 1'-0" | 03

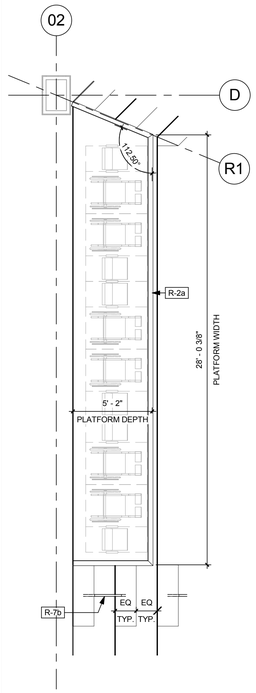

WC PLATFORM - E/W | 1/4" = 1'-0" | 06

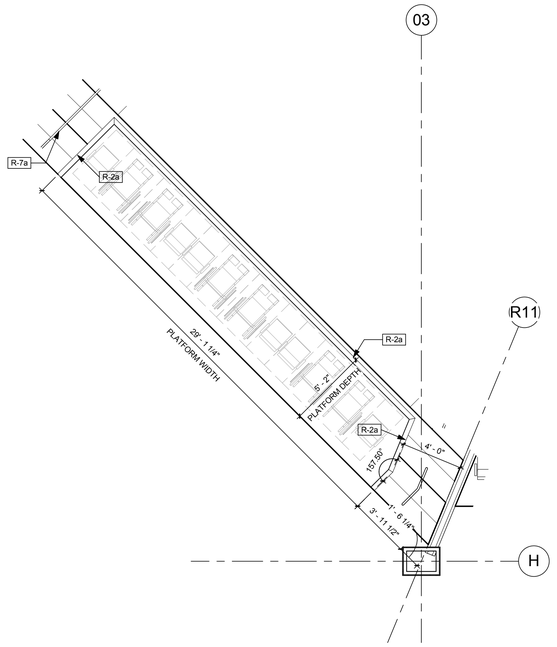

WHEELCHAIR PLATFORM - SW/NE | 1/4" = 1'-0" | 05

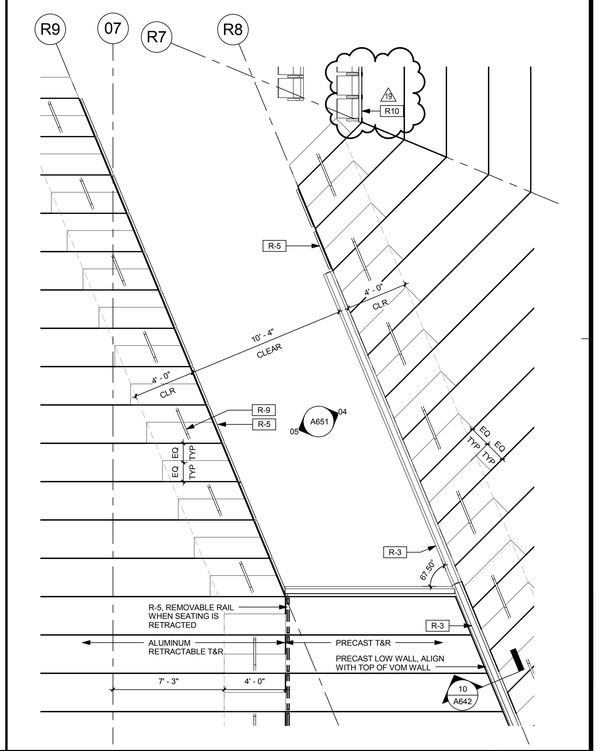

VOMITORY - SOUTH | 1/4" = 1'-0" | 01

CALIFORNIA BAPTIST UNIVERSITY

EVENTS CENTER

8431 DIANA AVENUE, RIVERSIDE, CA

ISSUE FOR CONSTRUCTION 01-22-2016

REVISIONS:

	DESCRIPTION	DATE
19	CCD #013	9-6-16

DATE ISSUED: 01-22-2016

SVA PROJECT NO: 2014-40129

SCALE: As indicated

SHEET NUMBER: A631

SHEET TITLE:

SEATING BOWL ENLARGED PLANS

3 MACARTHUR PLACE, SUITE 850 SANTA ANA, CA 92707
T 949.809.3380 WWW.SVA-ARCHITECTS.COM

THIS DOCUMENT CONTAINS INFORMATION PROPRIETARY TO SVA ARCHITECTS INC. AND IS FURNISHED IN CONFIDENCE FOR THE LIMITED PURPOSE OF EVALUATION, BIDDING OR REVIEW. THIS DOCUMENT OR ITS CONTENTS MAY NOT BE USED FOR ANY OTHER PURPOSE AND MAY NOT BE REPRODUCED OR DISCLOSED TO OTHERS WITHOUT THE PRIOR WRITTEN CONSENT OF SVA ARCHITECTS INC. ALL RIGHTS RESERVED. © COPYRIGHT 2015.

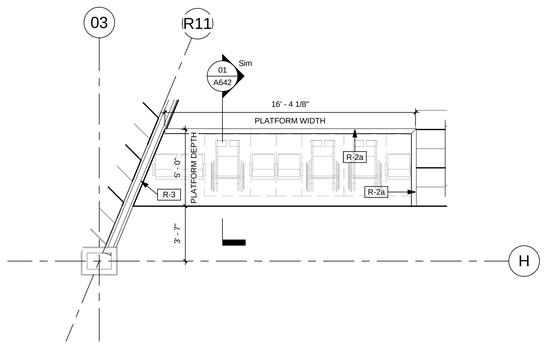

WHEELCHAIR PLATFORM - SOUTH 1/4" = 1'-0" **12**

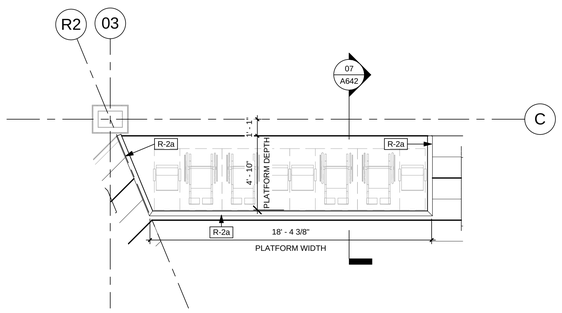

WHEELCHAIR PLATFORM - NORTH 1/4" = 1'-0" **11**

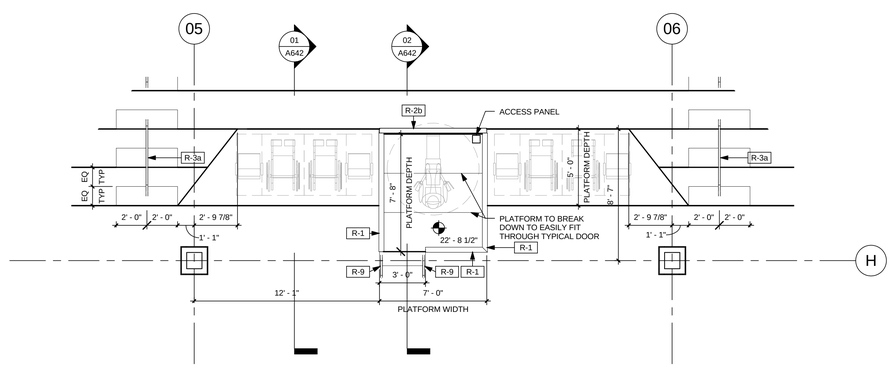

CAMERA PLATFORM - SOUTH 1/4" = 1'-0" **08**

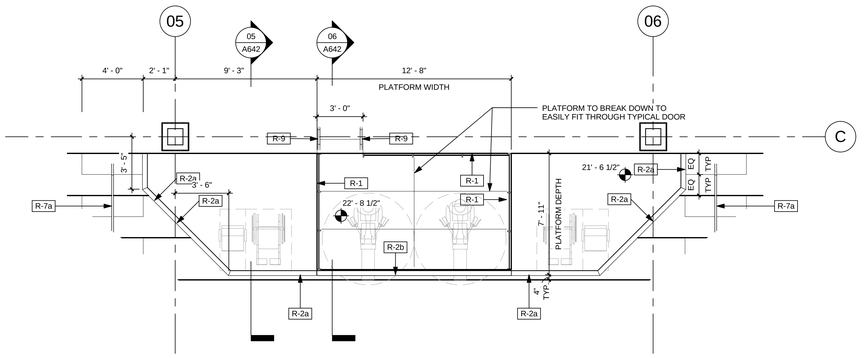

CAMERA PLATFORM - NORTH 1/4" = 1'-0" **07**

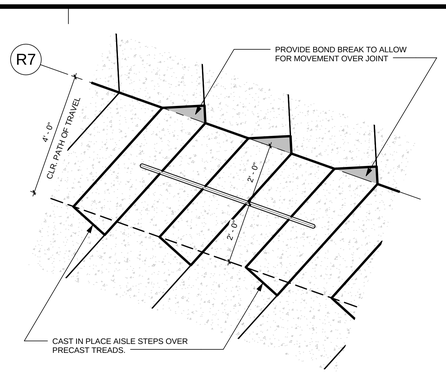

AISLE STEP 1/2" = 1'-0" **03**

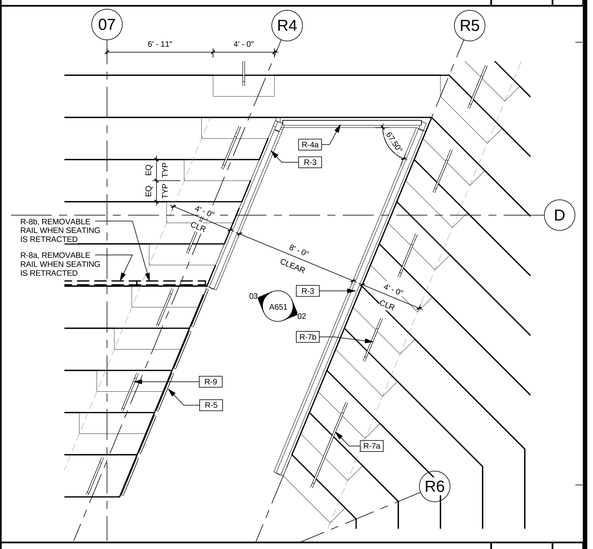

VOMITORY - NORTH 1/4" = 1'-0" **02**

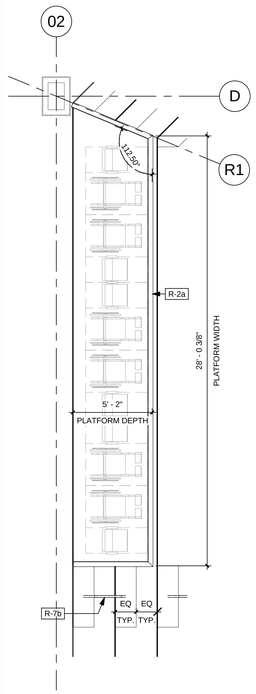

WC PLATFORM - E/W 1/4" = 1'-0" **06**

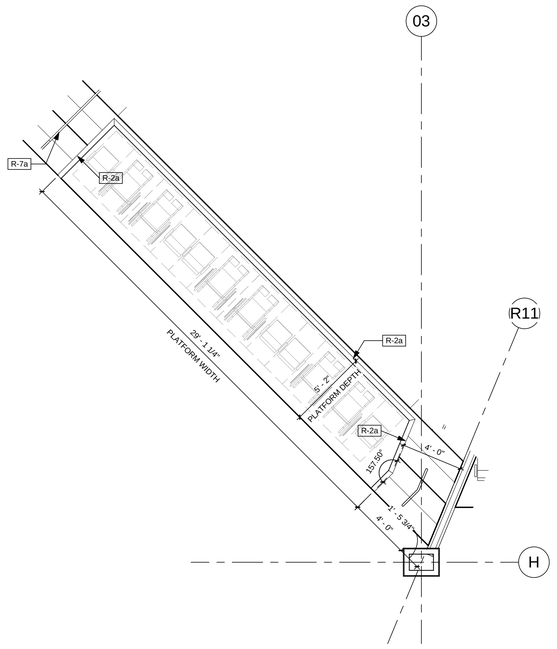

WHEELCHAIR PLATFORM - SW/NE 1/4" = 1'-0" **05**

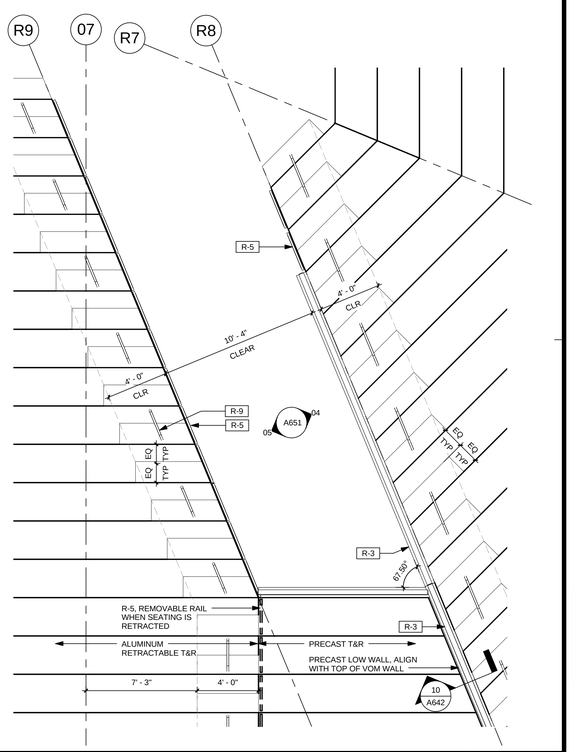

VOMITORY - SOUTH 1/4" = 1'-0" **01**

CALIFORNIA BAPTIST UNIVERSITY
EVENTS CENTER

8431 DIANA AVENUE, RIVERSIDE, CA

ISSUE FOR CONSTRUCTION
01-22-2016

LICENSED ARCHITECT
ROBERT M. SIMONS
No. C-18301
Jan. 31, 2017
STATE OF CALIFORNIA

REVISIONS:

	DESCRIPTION	DATE

DATE ISSUED: 01-22-2016
SVA PROJECT NO: 2014-40129
SCALE: As indicated
SHEET NUMBER: A631
SHEET TITLE:

SEATING BOWL ENLARGED PLANS

3 MACARTHUR PLACE, SUITE 850 SANTA ANA, CA 92707
T 949.809.3380 WWW.SVA-ARCHITECTS.COM

THIS DOCUMENT CONTAINS INFORMATION PROPRIETARY TO SVA ARCHITECTS INC. AND IS FURNISHED IN CONFIDENCE FOR THE LIMITED PURPOSE OF EVALUATION, BIDDING OR REVIEW. THIS DOCUMENT OR ITS CONTENTS MAY NOT BE USED FOR ANY OTHER PURPOSE AND MAY NOT BE REPRODUCED OR DISCLOSED TO OTHERS WITHOUT THE PRIOR WRITTEN CONSENT OF SVA ARCHITECTS INC. ALL RIGHTS RESERVED. © COPYRIGHT 2015.

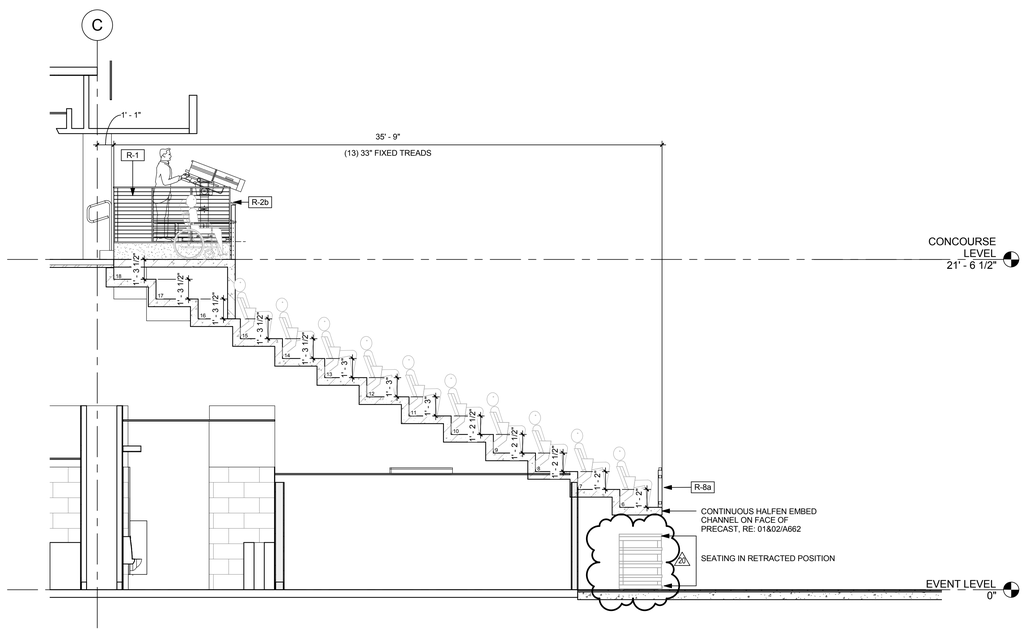

SEATING BOWL - NORTH RETRACTED | 1/4" = 1'-0" | 06

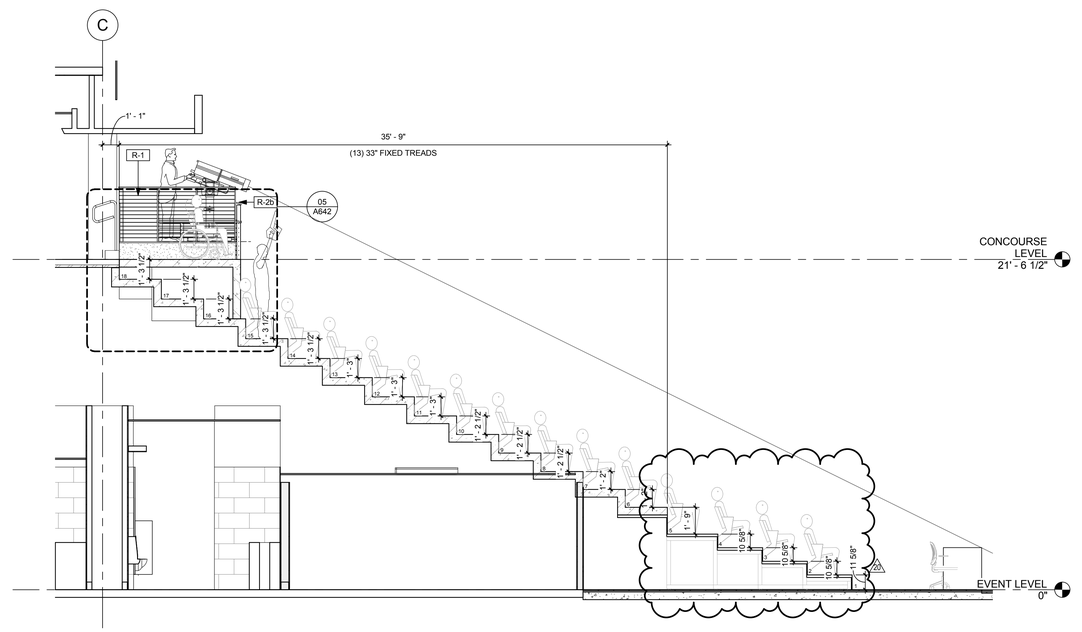

SEATING BOWL - NORTH | 1/4" = 1'-0" | 02

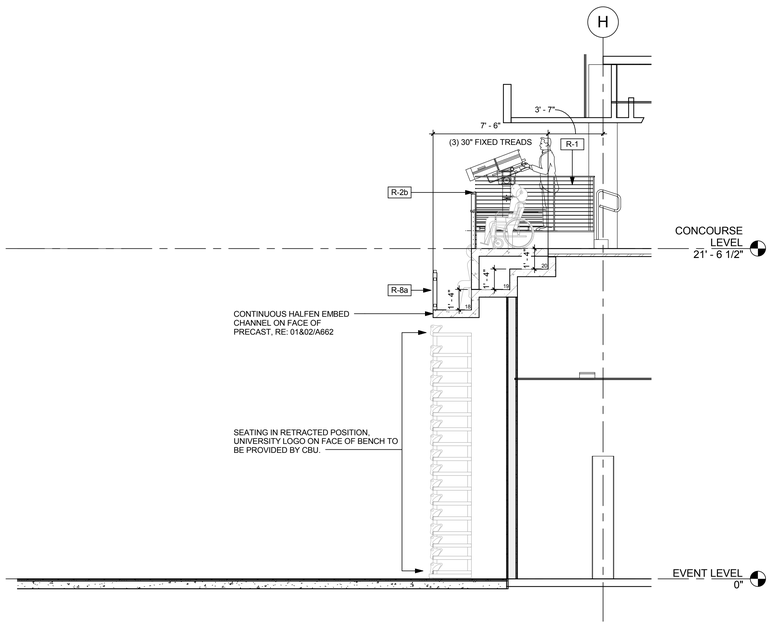

SEATING BOWL - SOUTH RETRACTED | 1/4" = 1'-0" | 05

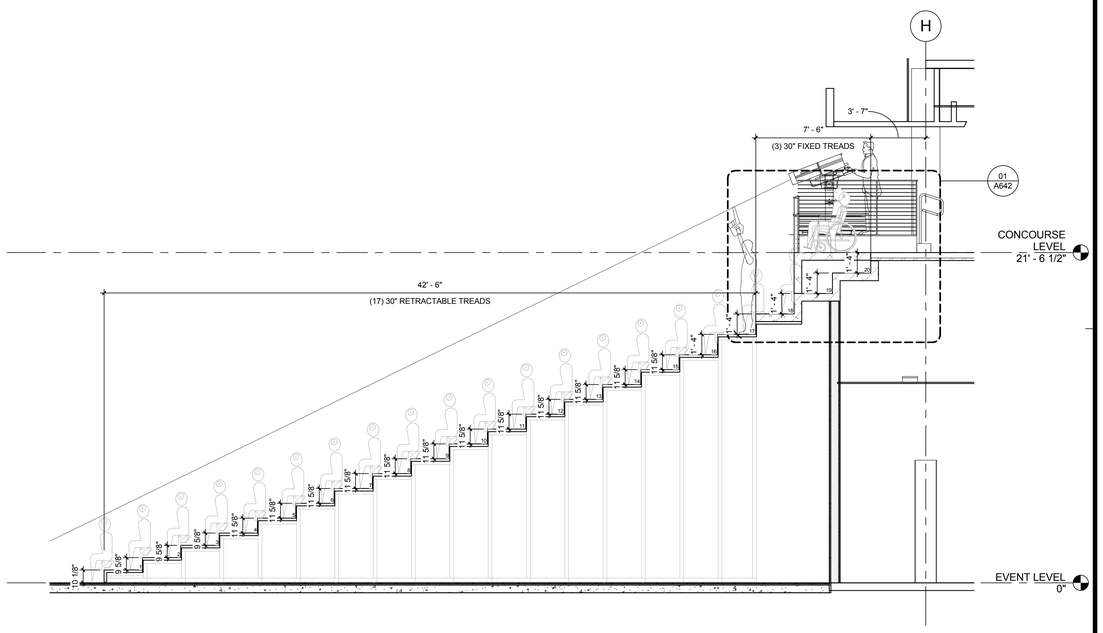

SEATING BOWL - SOUTH | 1/4" = 1'-0" | 01

CALIFORNIA BAPTIST UNIVERSITY

EVENTS CENTER

8431 DIANA AVENUE, RIVERSIDE, CA

ISSUE FOR CONSTRUCTION
01-22-2016

REVISIONS:

	DESCRIPTION	DATE
20	CCD #028	12-07-16

DATE ISSUED: 01-22-2016
SVA PROJECT NO: 2014-40129
SCALE: 1/4" = 1'-0"
SHEET NUMBER: A641
SHEET TITLE:

SEATING BOWL SECTIONS

3 MACARTHUR PLACE, SUITE 850 SANTA ANA, CA 92707
T 949.809.3380 WWW.SVA-ARCHITECTS.COM

THIS DOCUMENT CONTAINS INFORMATION PROPRIETARY TO SVA ARCHITECTS INC. AND IS FURNISHED IN CONFIDENCE FOR THE LIMITED PURPOSE OF EVALUATION, BIDDING OR REVIEW. THIS DOCUMENT OR ITS CONTENTS MAY NOT BE USED FOR ANY OTHER PURPOSE AND MAY NOT BE REPRODUCED OR DISCLOSED TO OTHERS WITHOUT THE PRIOR WRITTEN CONSENT OF SVA ARCHITECTS INC. ALL RIGHTS RESERVED. © COPYRIGHT 2015.

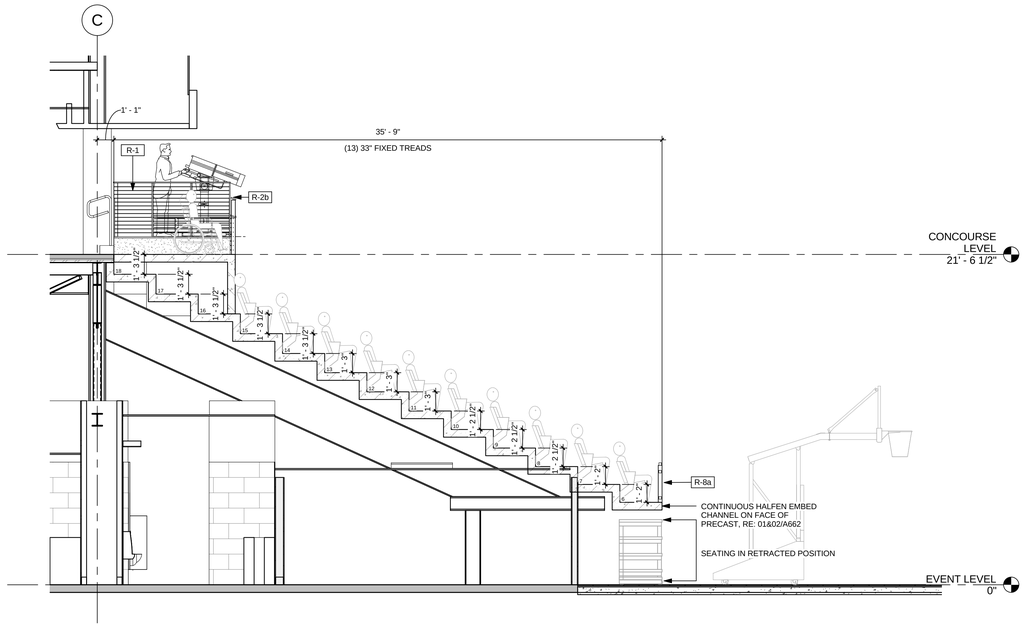

SEATING BOWL - NORTH RETRACTED | 1/4" = 1'-0" | **06**

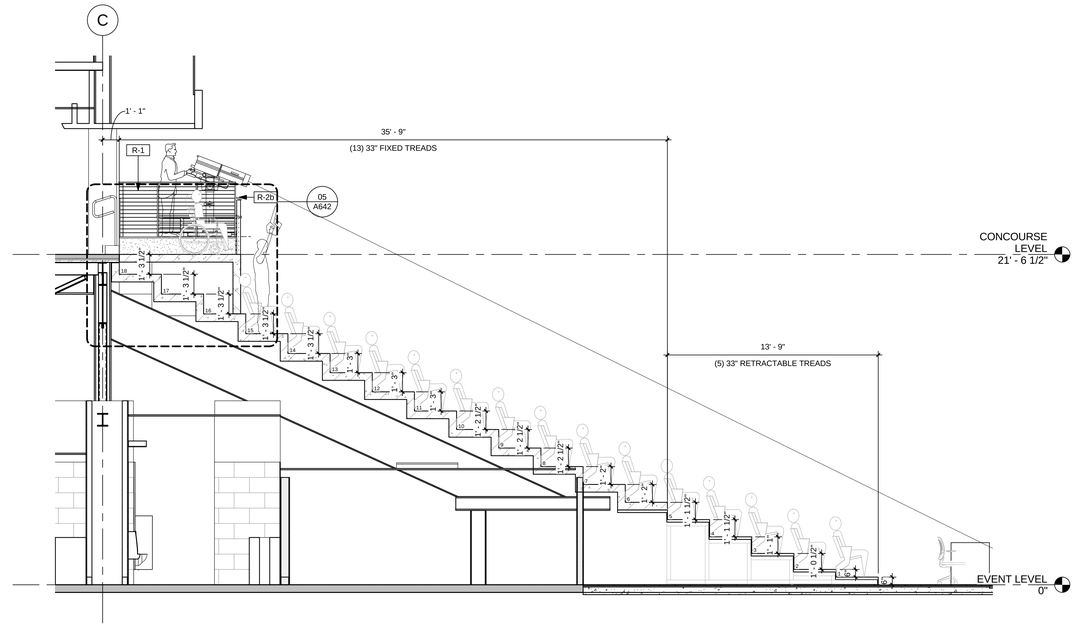

SEATING BOWL - NORTH | 1/4" = 1'-0" | **02**

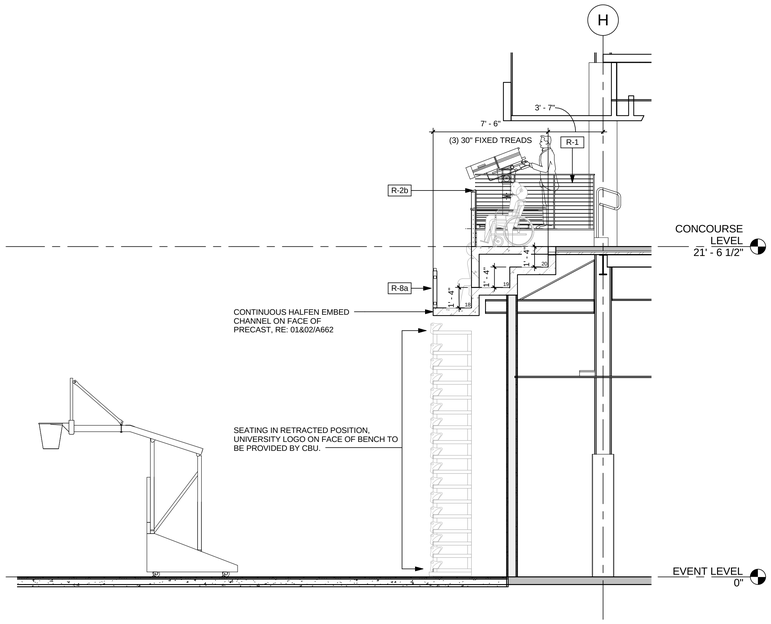

SEATING BOWL - SOUTH RETRACTED | 1/4" = 1'-0" | **05**

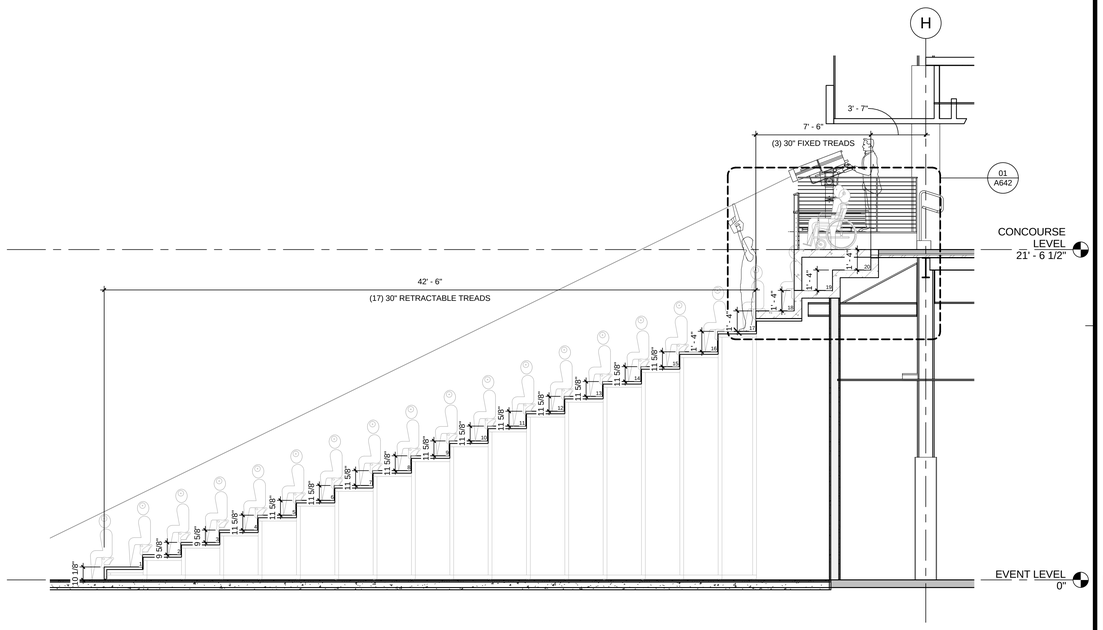

SEATING BOWL - SOUTH | 1/4" = 1'-0" | **01**

CALIFORNIA BAPTIST UNIVERSITY

EVENTS CENTER

8431 DIANA AVENUE, RIVERSIDE, CA

ISSUE FOR CONSTRUCTION 01-22-2016

LICENSED ARCHITECT
ROBERT M. SIMONS
No. C-18301
Jan. 31, 2017
STATE OF CALIFORNIA

REVISIONS:

	DESCRIPTION	DATE

DATE ISSUED: 01-22-2016

SVA PROJECT NO: 2014-40129

SCALE: 1/4" = 1'-0"

SHEET NUMBER: A641

SHEET TITLE:

SEATING BOWL SECTIONS

3 MACARTHUR PLACE, SUITE 850 SANTA ANA, CA 92707
T 949.809.3380 WWW.SVA-ARCHITECTS.COM

THIS DOCUMENT CONTAINS INFORMATION PROPRIETARY TO SVA ARCHITECTS INC., AND IS FURNISHED IN CONFIDENCE FOR THE LIMITED PURPOSE OF EVALUATION, BIDDING OR REVIEW. THIS DOCUMENT OR ITS CONTENTS MAY NOT BE USED FOR ANY OTHER PURPOSE AND MAY NOT BE REPRODUCED OR DISCLOSED TO OTHERS WITHOUT THE PRIOR WRITTEN CONSENT OF SVA ARCHITECTS INC. ALL RIGHTS RESERVED, © COPYRIGHT 2015.

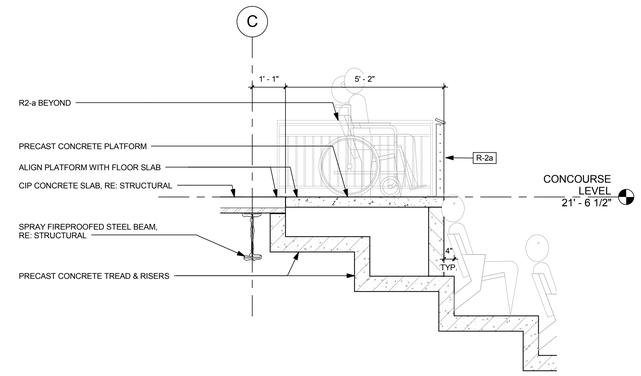

TYPICAL WHEELCHAIR PLATFORM | 1/2" = 1'-0" | 07

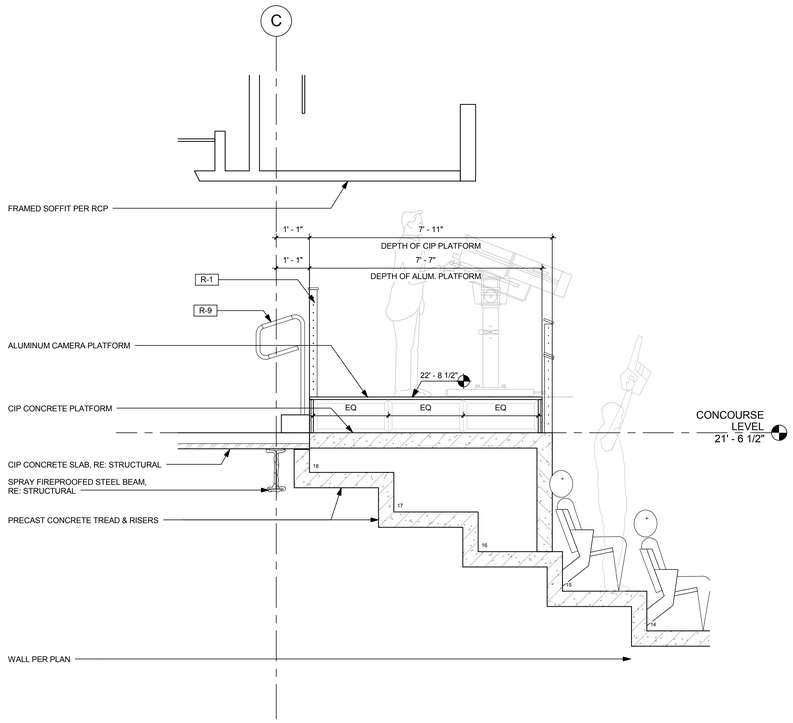

CAMERA PLATFORM - NORTH | 1/2" = 1'-0" | 06

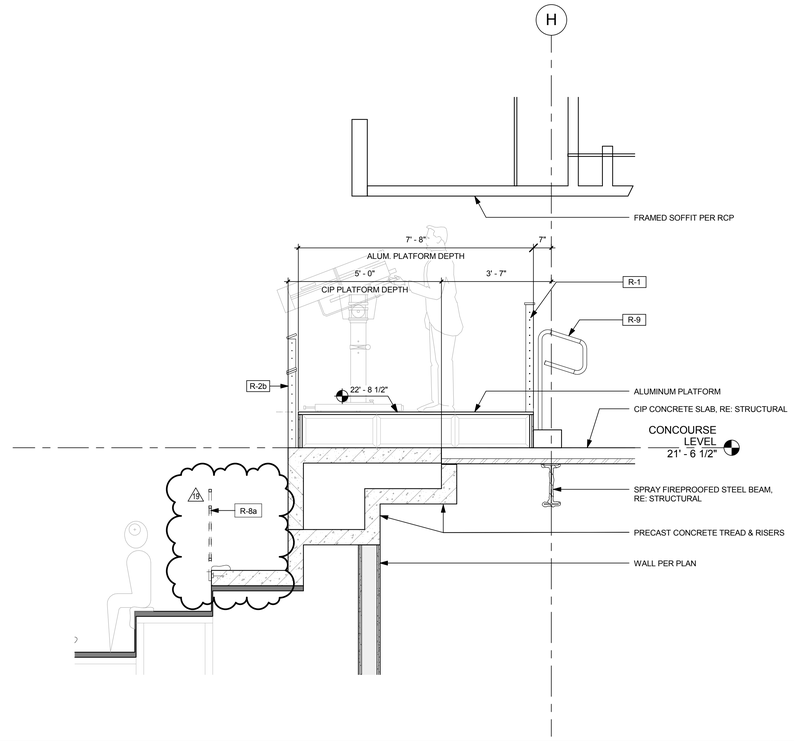

CAMERA PLATFORM - SOUTH | 1/2" = 1'-0" | 02

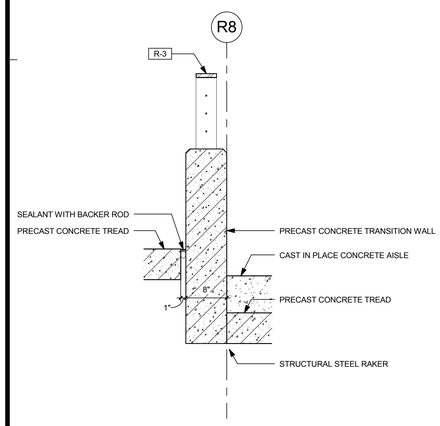

TRANSITION WALL | 1" = 1'-0" | 10

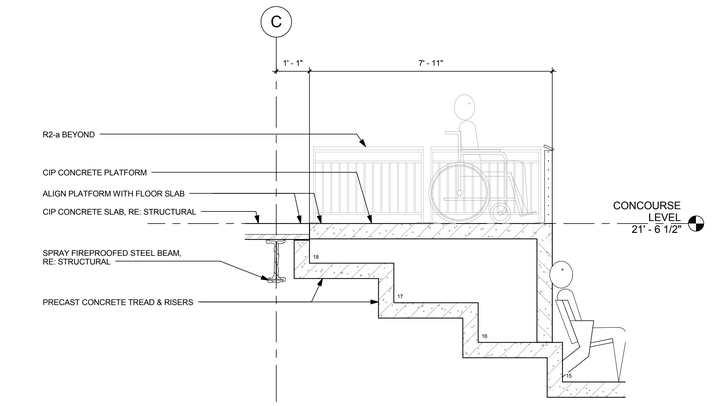

WHEELCHAIR PLATFORM - NORTH | 1/2" = 1'-0" | 05

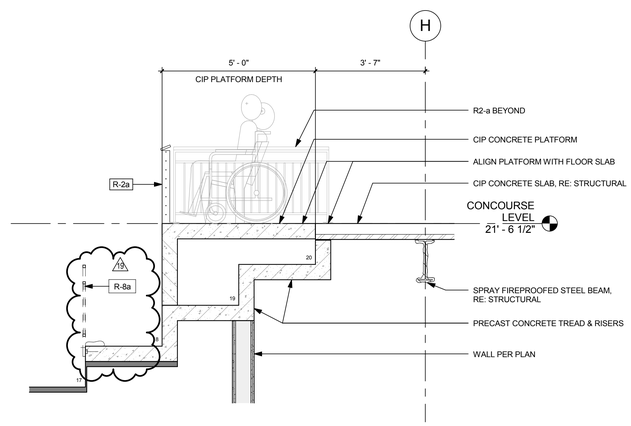

WHEELCHAIR PLATFORM - SOUTH | 1/2" = 1'-0" | 01

CALIFORNIA BAPTIST UNIVERSITY

EVENTS CENTER

8431 DIANA AVENUE, RIVERSIDE, CA

ISSUE FOR CONSTRUCTION 01-22-2016

REVISIONS:

	DESCRIPTION	DATE
19	CCD #013	9-6-16

DATE ISSUED: 01-22-2016

SVA PROJECT NO: 2014-40129

SCALE: As indicated

SHEET NUMBER: A642

SHEET TITLE:

SEATING BOWL ENLARGED SECTIONS

3 MACARTHUR PLACE, SUITE 850 SANTA ANA, CA 92707
T 949.809.3380 WWW.SVA-ARCHITECTS.COM

THIS DOCUMENT CONTAINS INFORMATION PROPRIETARY TO SVA ARCHITECTS INC. AND IS FURNISHED IN CONFIDENCE FOR THE LIMITED PURPOSE OF EVALUATION, BIDDING OR REVIEW. THIS DOCUMENT OR ITS CONTENTS MAY NOT BE USED FOR ANY OTHER PURPOSE AND MAY NOT BE REPRODUCED OR DISCLOSED TO OTHERS WITHOUT THE PRIOR WRITTEN CONSENT OF SVA ARCHITECTS INC. ALL RIGHTS RESERVED. © COPYRIGHT 2015.

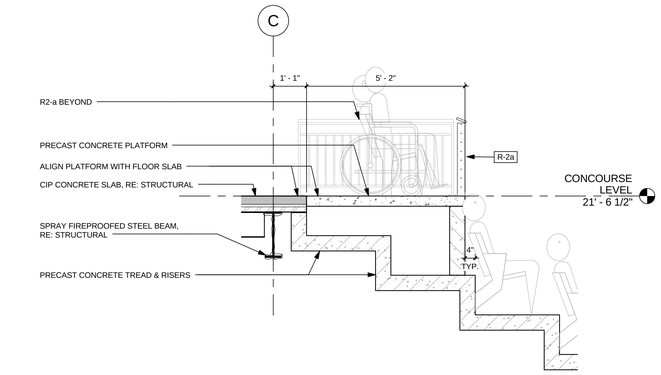

TYPICAL WHEELCHAIR PLATFORM | 1/2" = 1'-0" | **07**

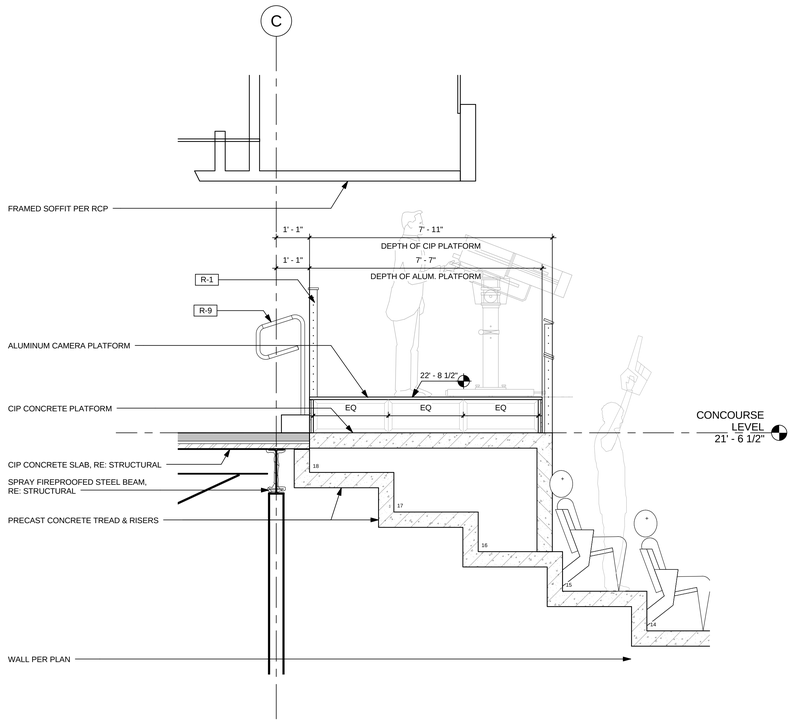

CAMERA PLATFORM - NORTH | 1/2" = 1'-0" | **06**

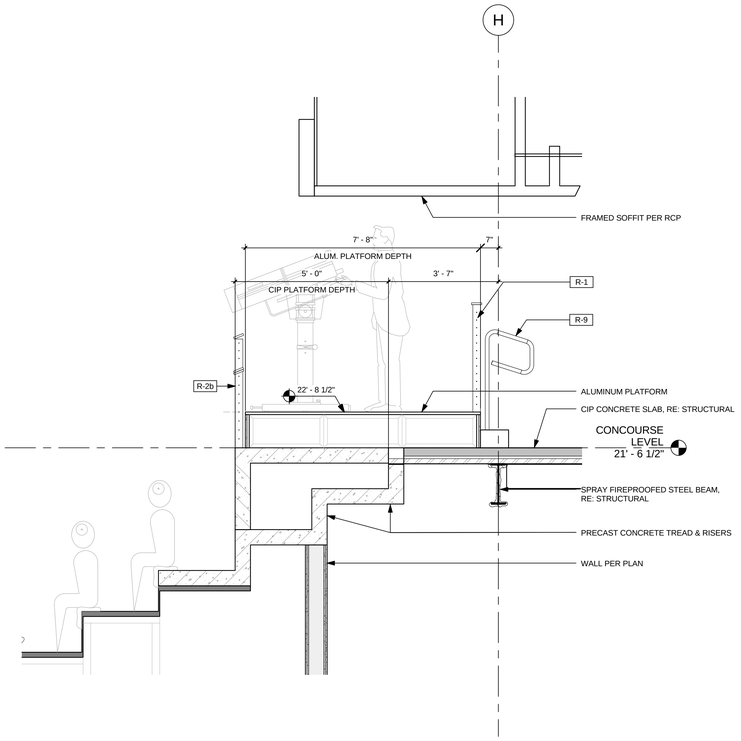

CAMERA PLATFORM - SOUTH | 1/2" = 1'-0" | **02**

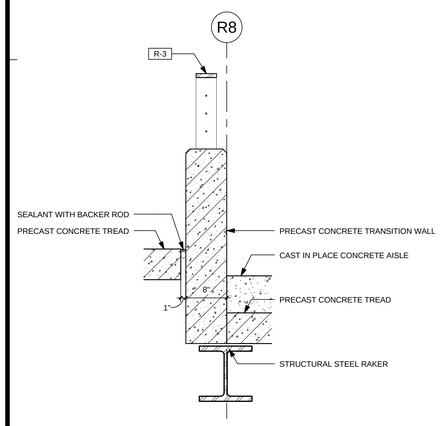

TRANSITION WALL | 1" = 1'-0" | **10**

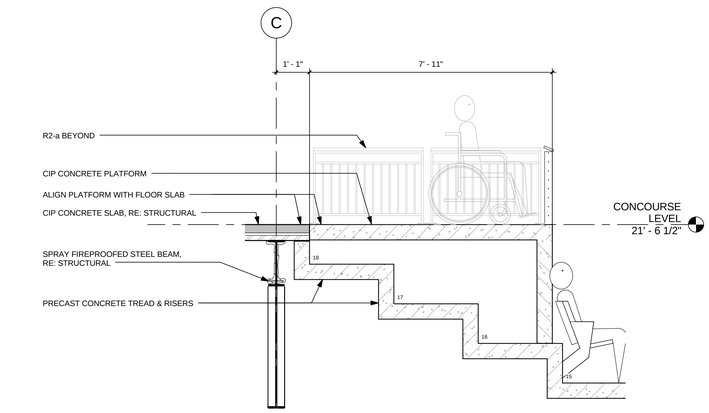

WHEELCHAIR PLATFORM - NORTH | 1/2" = 1'-0" | **05**

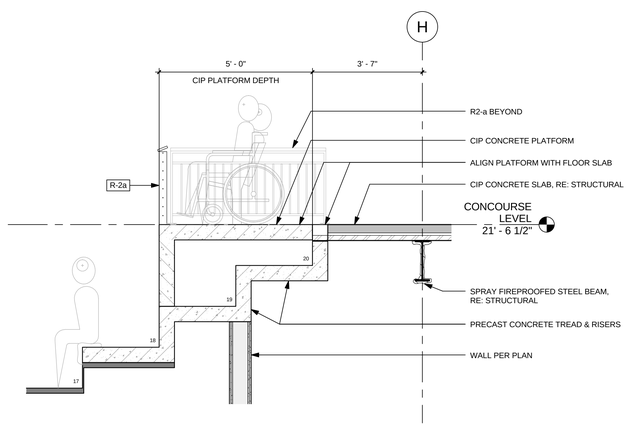

WHEELCHAIR PLATFORM - SOUTH | 1/2" = 1'-0" | **01**

CALIFORNIA BAPTIST UNIVERSITY
EVENTS CENTER
8431 DIANA AVENUE, RIVERSIDE, CA

ISSUE FOR CONSTRUCTION
01-22-2016

LICENSED ARCHITECT
ROBERT M. SIMONDS
No. C-18301
Jan. 31, 2017
STATE OF CALIFORNIA

REVISIONS:

	DESCRIPTION	DATE
1		
2		
3		
4		
5		
6		
7		
8		
9		
10		
11		

DATE ISSUED: 01-22-2016
SVA PROJECT NO: 2014-40129
SCALE: As indicated

SHEET NUMBER: A642
SHEET TITLE:

SEATING BOWL ENLARGED SECTIONS

3 MACARTHUR PLACE, SUITE 850 SANTA ANA, CA 92707
T 949.809.3380 WWW.SVA-ARCHITECTS.COM

THIS DOCUMENT CONTAINS INFORMATION PROPRIETARY TO SVA ARCHITECTS INC. AND IS FURNISHED IN CONFIDENCE FOR THE LIMITED PURPOSE OF EVALUATION, BIDDING OR REVIEW. THIS DOCUMENT OR ITS CONTENTS MAY NOT BE USED FOR ANY OTHER PURPOSE AND MAY NOT BE REPRODUCED OR DISCLOSED TO OTHERS WITHOUT THE PRIOR WRITTEN CONSENT OF SVA ARCHITECTS INC. ALL RIGHTS RESERVED. © COPYRIGHT 2015.

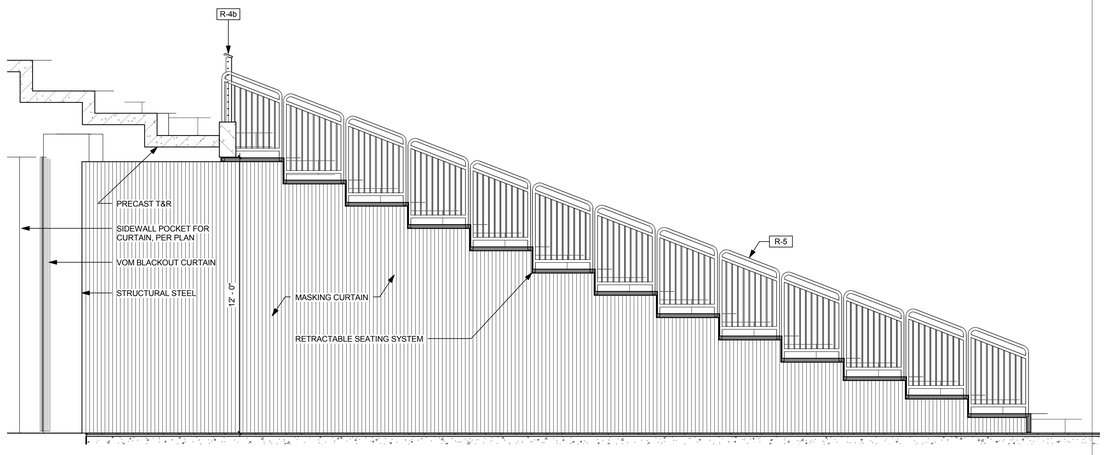

SOUTH VOM @ RETRACTABLES | 3/8" = 1'-0" | **05**

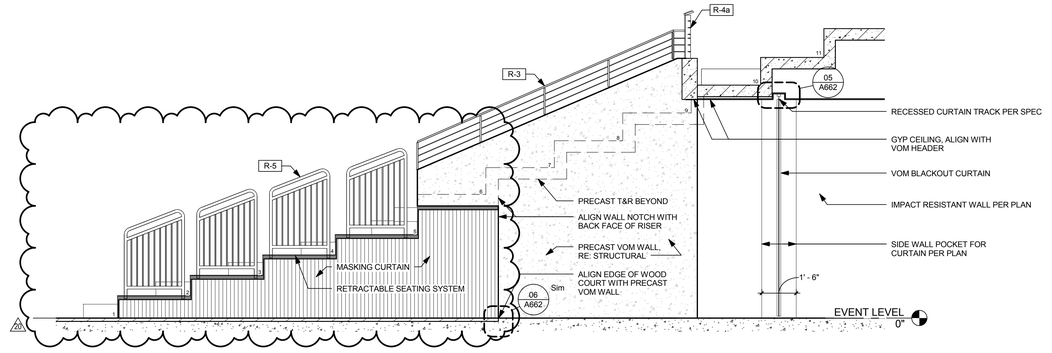

NORTH VOM @ RETRACTABLES | 3/8" = 1'-0" | **03**

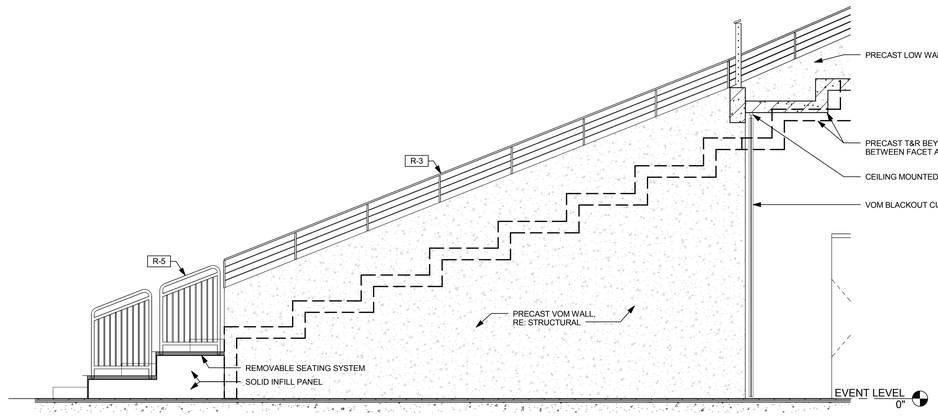

SOUTH VOM @ PRECAST | 3/8" = 1'-0" | **04**

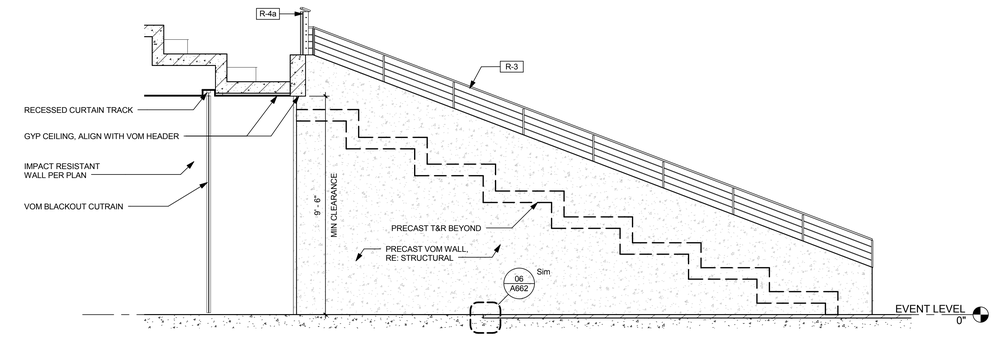

NORTH VOM @ PRECAST | 3/8" = 1'-0" | **02**

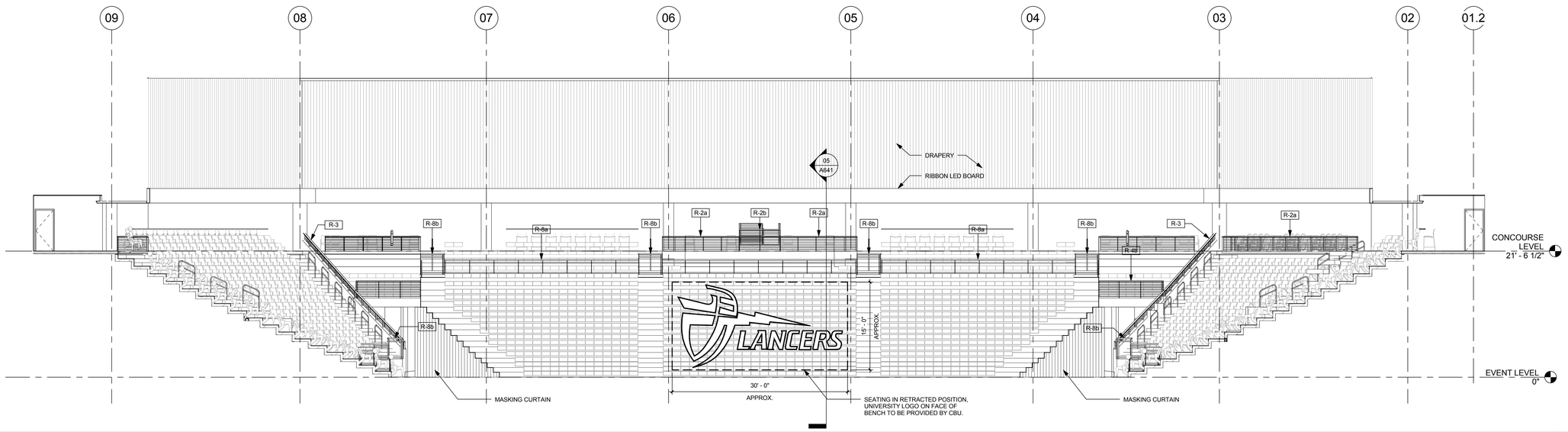

SOUTH SIDELINE ELEVATION | 1/8" = 1'-0" | **01**

CALIFORNIA BAPTIST UNIVERSITY

EVENTS CENTER

8431 DIANA AVENUE, RIVERSIDE, CA

ISSUE FOR CONSTRUCTION 01-22-2016

REVISIONS:

	DESCRIPTION	DATE
20	CCD #028	12-07-16

DATE ISSUED: 01-22-2016

SVA PROJECT NO: 2014-40129

SCALE: As indicated

SHEET NUMBER: A651

SHEET TITLE:

SEATING BOWL ELEVATIONS

ARCHITECTS

3 MACARTHUR PLACE, SUITE 850 SANTA ANA, CA 92707

T 949.809.3380 WWW.SVA-ARCHITECTS.COM

THIS DOCUMENT CONTAINS INFORMATION PROPRIETARY TO SVA ARCHITECTS INC. AND IS FURNISHED IN CONFIDENCE FOR THE LIMITED PURPOSE OF EVALUATION, BIDDING OR REVIEW. THIS DOCUMENT OR ITS CONTENTS MAY NOT BE USED FOR ANY OTHER PURPOSE AND MAY NOT BE REPRODUCED OR DISCLOSED TO OTHERS WITHOUT THE PRIOR WRITTEN CONSENT OF SVA ARCHITECTS INC. ALL RIGHTS RESERVED. © COPYRIGHT 2015.

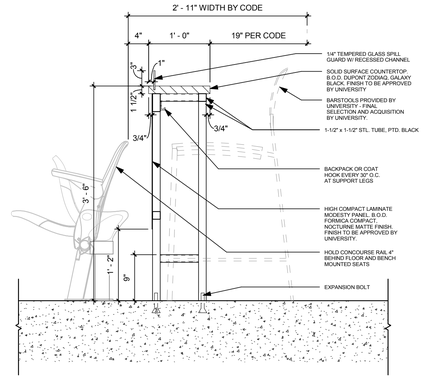

CONCOURSE RAIL SECTION | 1" = 1'-0" | **2**

NOTE: REFERENCE PLAN ON A601 FOR LENGTH DIMENSIONS FOR EACH RAIL.

BACK ELEVATION AT CONCOURSE RAILS AT 104, 105, 112, 113

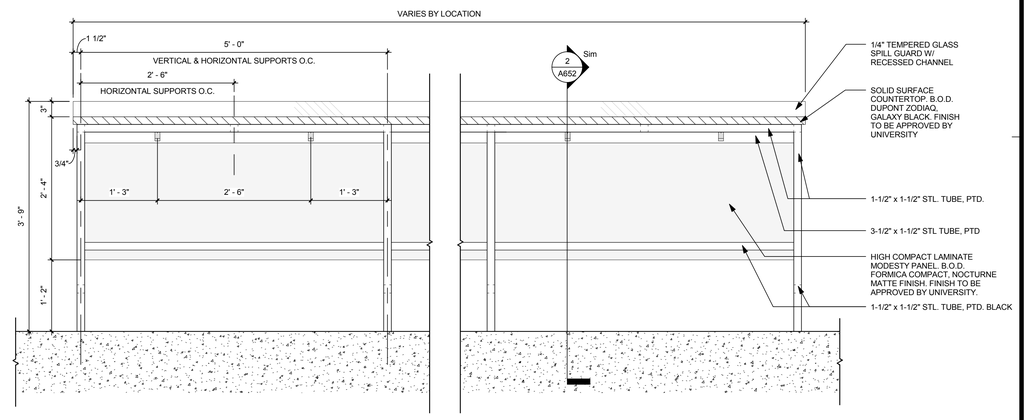

BACK ELEVATION AT CONCOURSE RAILS AT 102, 106, 108, 110, 114, 116

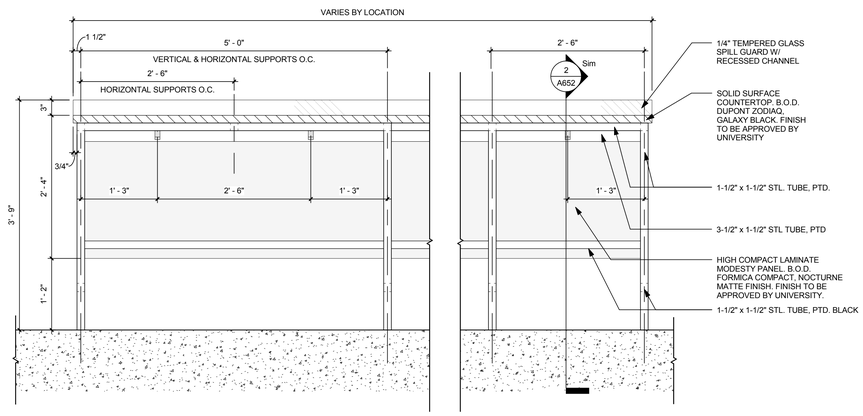

CONCOURSE RAIL ELEVATION | 1" = 1'-0" | **1**

CALIFORNIA BAPTIST UNIVERSITY

EVENTS CENTER

8431 DIANA AVENUE, RIVERSIDE, CA

ISSUE FOR CONSTRUCTION 01-22-2016

REVISIONS:

	DESCRIPTION	DATE

DATE ISSUED: 12-07-2016

SVA PROJECT NO: 2014-40129

SCALE: 1" = 1'-0"

SHEET NUMBER: **A652**

SHEET TITLE:

SEATING BOWL ENLARGED ELEVATIONS & SECTIONS

3 MACARTHUR PLACE, SUITE 850 SANTA ANA, CA 92707
T 949.809.3380 WWW.SVA-ARCHITECTS.COM

THIS DOCUMENT CONTAINS INFORMATION PROPRIETARY TO SVA ARCHITECTS INC., AND IS FURNISHED IN CONFIDENCE FOR THE LIMITED PURPOSE OF EVALUATION, BIDDING OR REVIEW. THIS DOCUMENT OR ITS CONTENTS MAY NOT BE USED FOR ANY OTHER PURPOSE AND MAY NOT BE REPRODUCED OR DISCLOSED TO OTHERS WITHOUT THE PRIOR WRITTEN CONSENT OF SVA ARCHITECTS INC. ALL RIGHTS RESERVED. © COPYRIGHT 2015.

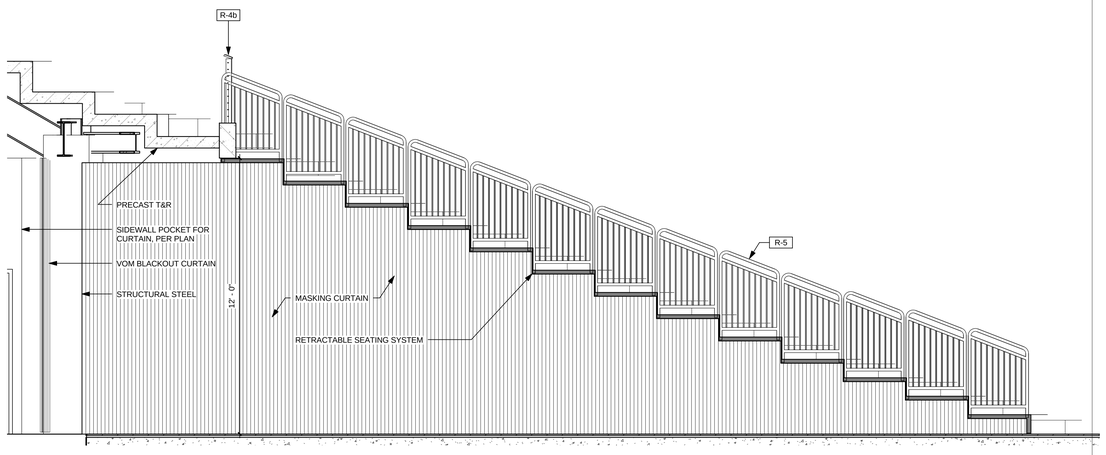

SOUTH VOM @ RETRACTABLES | 3/8" = 1'-0" | **05**

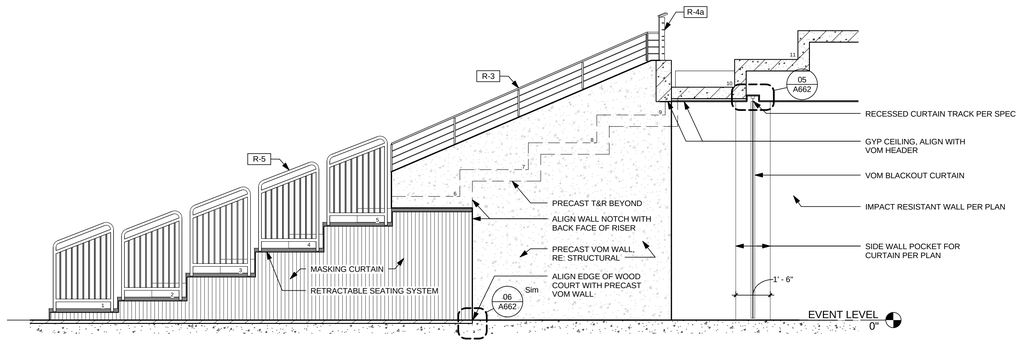

NORTH VOM @ RETRACTABLES | 3/8" = 1'-0" | **03**

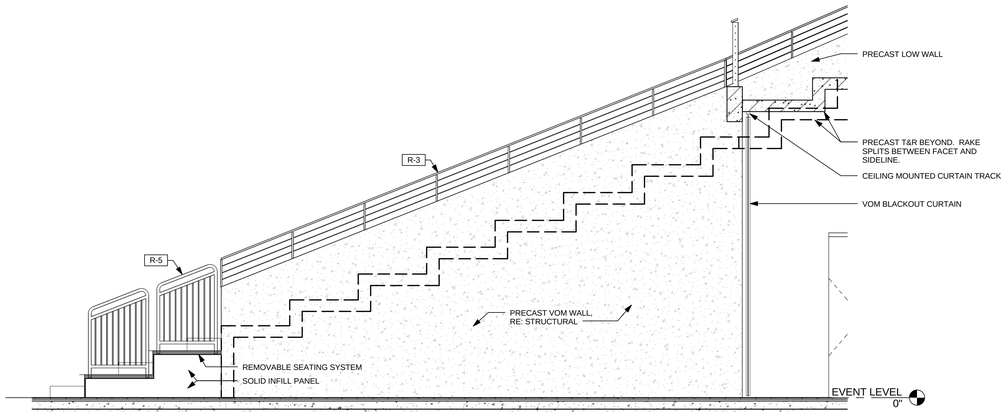

SOUTH VOM @ PRECAST | 3/8" = 1'-0" | **04**

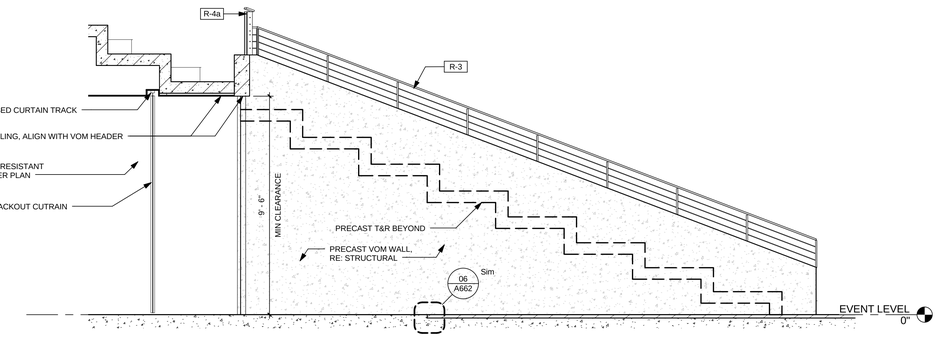

NORTH VOM @ PRECAST | 3/8" = 1'-0" | **02**

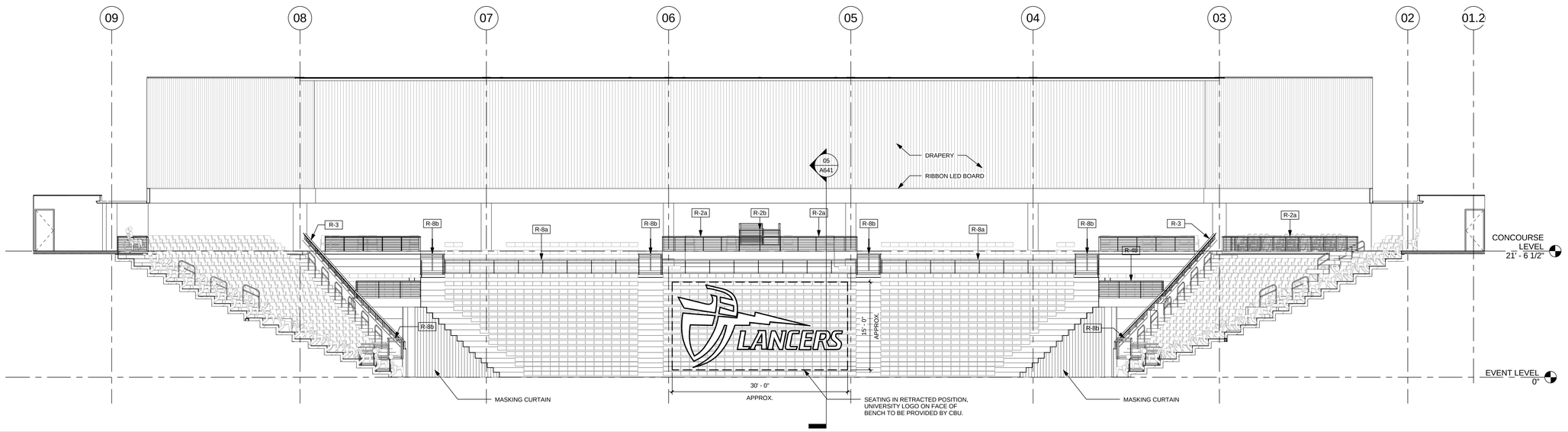

SOUTH SIDELINE ELEVATION | 1/8" = 1'-0" | **01**

CALIFORNIA BAPTIST UNIVERSITY
EVENTS CENTER
8431 DIANA AVENUE, RIVERSIDE, CA

ISSUE FOR CONSTRUCTION
01-22-2016

LICENSED ARCHITECT
ROBERT M. SIMONS
No. C-18301
Jan. 31, 2017
STATE OF CALIFORNIA

REVISIONS:

	DESCRIPTION	DATE

DATE ISSUED: 01-22-2016
SVA PROJECT NO: 2014-40129
SCALE: As indicated

SHEET NUMBER: A651
SHEET TITLE:

SEATING BOWL ELEVATIONS

3 MACARTHUR PLACE, SUITE 850 SANTA ANA, CA 92707
T 949.809.3380 WWW.SVA-ARCHITECTS.COM

THIS DOCUMENT CONTAINS INFORMATION PROPRIETARY TO SVA ARCHITECTS INC. AND IS FURNISHED IN CONFIDENCE FOR THE LIMITED PURPOSE OF EVALUATION, BIDDING OR REVIEW. THIS DOCUMENT OR ITS CONTENTS MAY NOT BE USED FOR ANY OTHER PURPOSE AND MAY NOT BE REPRODUCED OR DISCLOSED TO OTHERS WITHOUT THE PRIOR WRITTEN CONSENT OF SVA ARCHITECTS INC. ALL RIGHTS RESERVED. © COPYRIGHT 2015.

NOTE: TYP. FOR ALL RAILINGS, BITMINOUS PAINT ON ALL ALUMINUM SURFACES IN CONTACT W/ GROUT OR CONCRETE

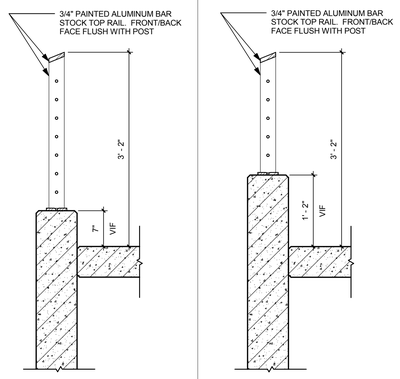

R-4b | 1" = 1'-0" | **13**

R-4a | 1" = 1'-0" | **12**

NOTE: TYP. FOR ALL RAILINGS, BITMINOUS PAINT ON ALL ALUMINUM SURFACES IN CONTACT W/ GROUT OR CONCRETE

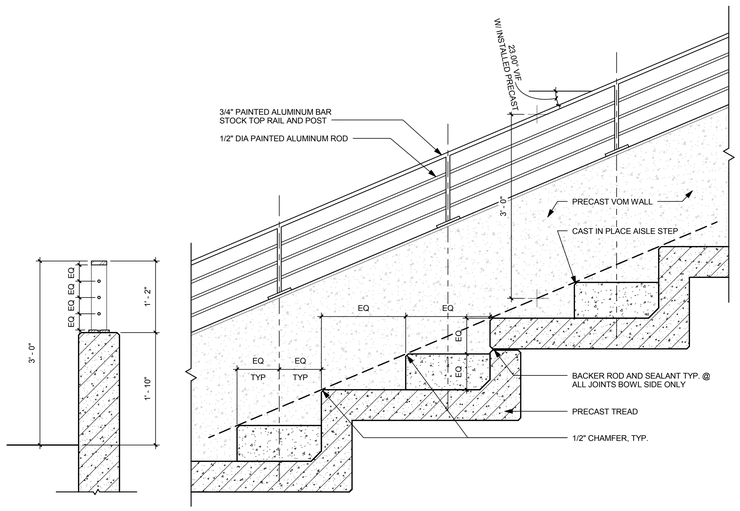

R-3 | 1" = 1'-0" | **07**

NOTE: TYP. FOR ALL RAILINGS, BITMINOUS PAINT ON ALL ALUMINUM SURFACES IN CONTACT W/ GROUT OR CONCRETE

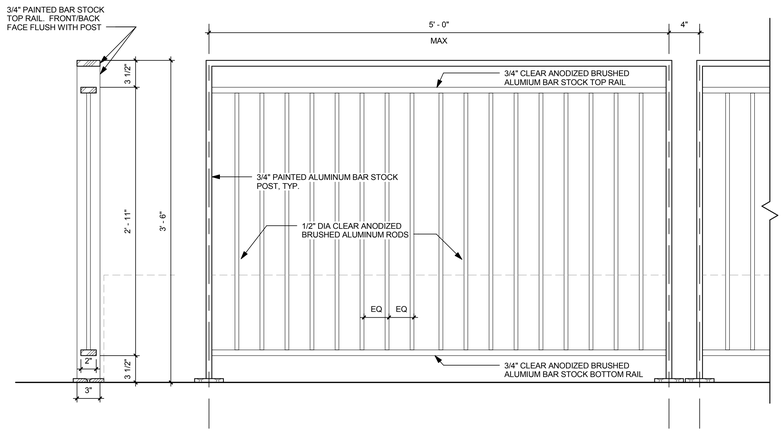

R-1 | 1 1/2" = 1'-0" | **03**

NOTE: TYP. FOR ALL RAILINGS, BITMINOUS PAINT ON ALL ALUMINUM SURFACES IN CONTACT W/ GROUT OR CONCRETE

R-6 | 1" = 1'-0" | **11**

NOTE: TYP. FOR ALL RAILINGS, BITMINOUS PAINT ON ALL ALUMINUM SURFACES IN CONTACT W/ GROUT OR CONCRETE

R-7b | 1" = 1'-0" | **06**

NOTE: TYP. FOR ALL RAILINGS, BITMINOUS PAINT ON ALL ALUMINUM SURFACES IN CONTACT W/ GROUT OR CONCRETE

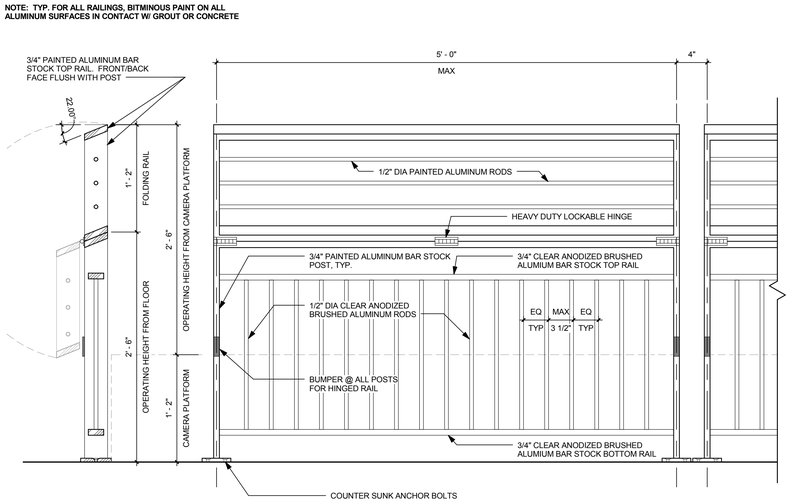

R-2b | 1 1/2" = 1'-0" | **02**

NOTE: TYP. FOR ALL RAILINGS, BITMINOUS PAINT ON ALL ALUMINUM SURFACES IN CONTACT W/ GROUT OR CONCRETE

ALSO NOTE: THAT AT SIMILAR CONDITION IN SOUTH BOWL THE LEGS WILL NEED TO EXTEND FURTHER BELOW THE FINISH FLOOR ELEVATION TO ANCHOR SECURELY TO THE 6" DEEP PRE-CAST CONCRETE NOSING WITH HALFEN CHANNEL CONNECTION.

R-5 | 1" = 1'-0" | **10**

NOTE: TYP. FOR ALL RAILINGS, BITMINOUS PAINT ON ALL ALUMINUM SURFACES IN CONTACT W/ GROUT OR CONCRETE

R-7a | 1" = 1'-0" | **05**

NOTE: TYP. FOR ALL RAILINGS, BITMINOUS PAINT ON ALL ALUMINUM SURFACES IN CONTACT W/ GROUT OR CONCRETE

R-2a | 1 1/2" = 1'-0" | **01**

CALIFORNIA BAPTIST UNIVERSITY

EVENTS CENTER

8431 DIANA AVENUE, RIVERSIDE, CA

ISSUE FOR CONSTRUCTION 01-22-2016

REVISIONS:

	DESCRIPTION	DATE
19	CCD #013	9-6-16

DATE ISSUED: 01-22-2016

SVA PROJECT NO: 2014-40129

SCALE: As indicated

SHEET NUMBER: A661

SHEET TITLE:

RAILING/BOWL DETAILS

h+k SVA ARCHITECTS

3 MACARTHUR PLACE, SUITE 850 SANTA ANA, CA 92707

T 949.809.3380 WWW.SVA-ARCHITECTS.COM

THIS DOCUMENT CONTAINS INFORMATION PROPRIETARY TO SVA ARCHITECTS INC. AND IS FURNISHED IN CONFIDENCE FOR THE LIMITED PURPOSE OF EVALUATION, BIDDING OR REVIEW. THIS DOCUMENT OR ITS CONTENTS MAY NOT BE USED FOR ANY OTHER PURPOSE AND MAY NOT BE REPRODUCED OR DISCLOSED TO OTHERS WITHOUT THE PRIOR WRITTEN CONSENT OF SVA ARCHITECTS INC. ALL RIGHTS RESERVED, © COPYRIGHT 2015.

NOTE: TYP. FOR ALL RAILINGS, BITMINOUS PAINT ON ALL ALUMINUM SURFACES IN CONTACT W/ GROUT OR CONCRETE

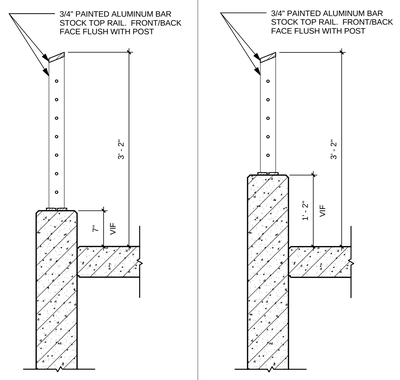

R-4b | 1" = 1'-0" | 13 | **R-4a** | 1" = 1'-0" | 12

NOTE: TYP. FOR ALL RAILINGS, BITMINOUS PAINT ON ALL ALUMINUM SURFACES IN CONTACT W/ GROUT OR CONCRETE

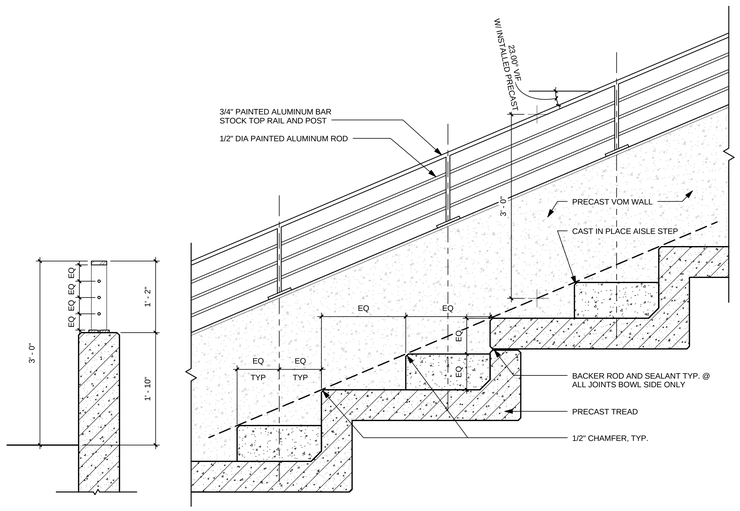

R-3 | 1" = 1'-0" | 07

NOTE: TYP. FOR ALL RAILINGS, BITMINOUS PAINT ON ALL ALUMINUM SURFACES IN CONTACT W/ GROUT OR CONCRETE

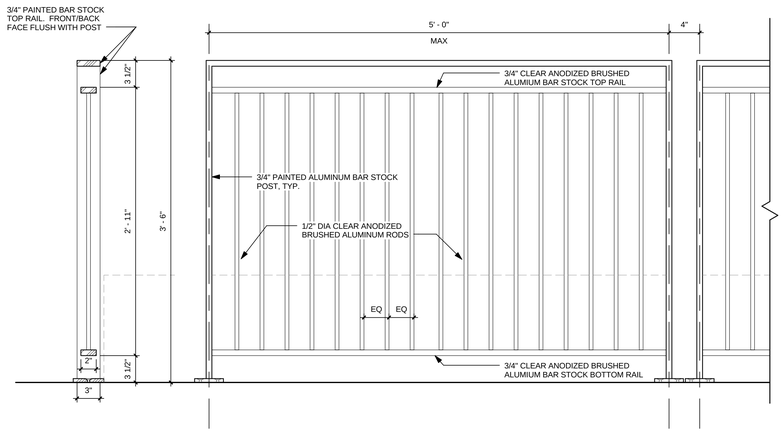

R-1 | 1 1/2" = 1'-0" | 03

NOTE: TYP. FOR ALL RAILINGS, BITMINOUS PAINT ON ALL ALUMINUM SURFACES IN CONTACT W/ GROUT OR CONCRETE

R-6 | 1" = 1'-0" | 11

NOTE: TYP. FOR ALL RAILINGS, BITMINOUS PAINT ON ALL ALUMINUM SURFACES IN CONTACT W/ GROUT OR CONCRETE

R-7b | 1" = 1'-0" | 06

NOTE: TYP. FOR ALL RAILINGS, BITMINOUS PAINT ON ALL ALUMINUM SURFACES IN CONTACT W/ GROUT OR CONCRETE

R-2b | 1 1/2" = 1'-0" | 02

NOTE: TYP. FOR ALL RAILINGS, BITMINOUS PAINT ON ALL ALUMINUM SURFACES IN CONTACT W/ GROUT OR CONCRETE

R-5 | 1" = 1'-0" | 10

NOTE: TYP. FOR ALL RAILINGS, BITMINOUS PAINT ON ALL ALUMINUM SURFACES IN CONTACT W/ GROUT OR CONCRETE

R-7a | 1" = 1'-0" | 05

NOTE: TYP. FOR ALL RAILINGS, BITMINOUS PAINT ON ALL ALUMINUM SURFACES IN CONTACT W/ GROUT OR CONCRETE

R-2a | 1 1/2" = 1'-0" | 01

CALIFORNIA BAPTIST UNIVERSITY

EVENTS CENTER

8431 DIANA AVENUE, RIVERSIDE, CA

ISSUE FOR CONSTRUCTION
01-22-2016

LICENSED ARCHITECT
ROBERT M. SIMORS
No. C-18301
Jan. 31, 2017
STATE OF CALIFORNIA

REVISIONS:

	DESCRIPTION	DATE

DATE ISSUED: 01-22-2016
SVA PROJECT NO: 2014-40129
SCALE: As indicated
SHEET NUMBER: A661
SHEET TITLE:

RAILING/BOWL DETAILS

SVA ARCHITECTS
3 MACARTHUR PLACE, SUITE 850 SANTA ANA, CA 92707
T 949.809.3380 WWW.SVA-ARCHITECTS.COM

THIS DOCUMENT CONTAINS INFORMATION PROPRIETARY TO SVA ARCHITECTS INC. AND IS FURNISHED IN CONFIDENCE FOR THE LIMITED PURPOSE OF EVALUATION, BIDDING OR REVIEW. THIS DOCUMENT OR ITS CONTENTS MAY NOT BE USED FOR ANY OTHER PURPOSE AND MAY NOT BE REPRODUCED OR DISCLOSED TO OTHERS WITHOUT THE PRIOR WRITTEN CONSENT OF SVA ARCHITECTS INC. ALL RIGHTS RESERVED, © COPYRIGHT 2015.

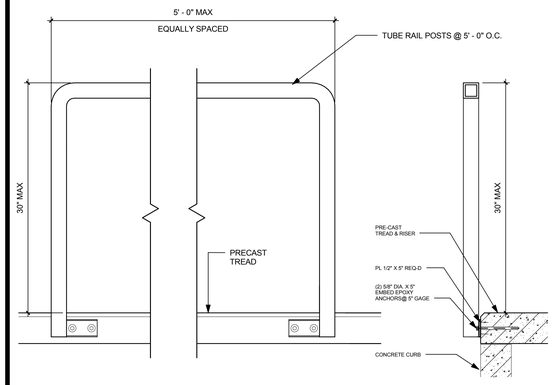

R-10 | 1 1/2" = 1'-0" | **10**

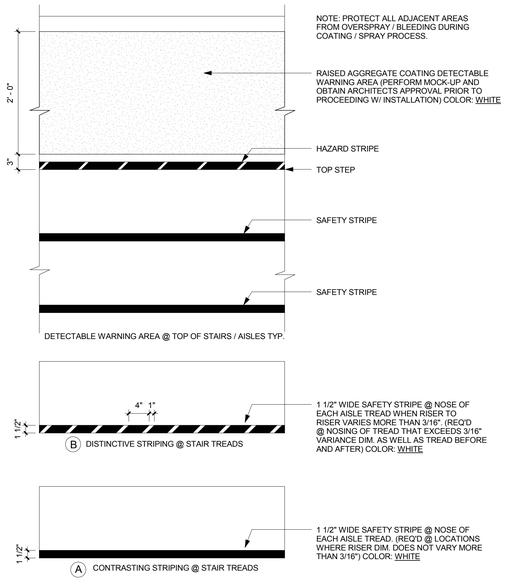

SEATING BOWL STRIPPING | 1" = 1'-0" | **08**

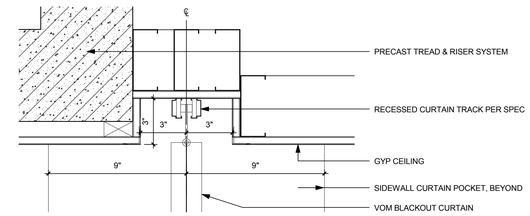

VOM CURTAIN TRACK | 3" = 1'-0" | **05**

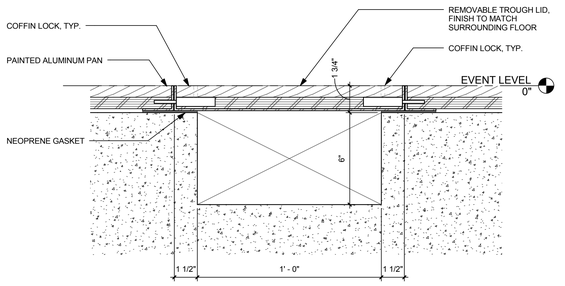

CABLE TROUGH IN WOOD | 3" = 1'-0" | **04**

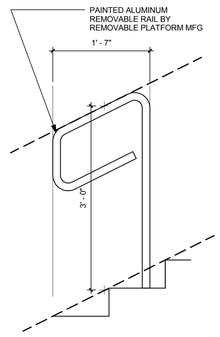

R-9 | 1" = 1'-0" | **03**

TYPE 1 SEATING
(GA - 19" WIDE HUSSEY METRO SEAT)

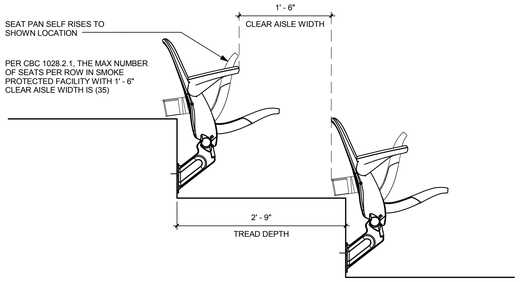

TYPE 2 SEATING
(VIP - 21" WIDE HUSSEY METRO SEAT)

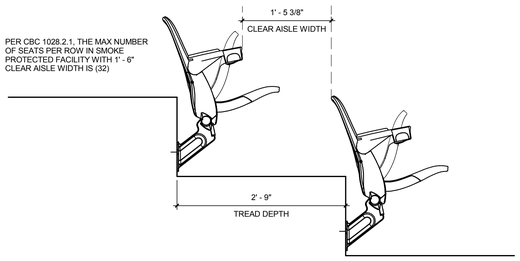

TYPE 3 SEATING
(STUDENT - 18" WIDE HUSSEY COURTSIDE BENCH)

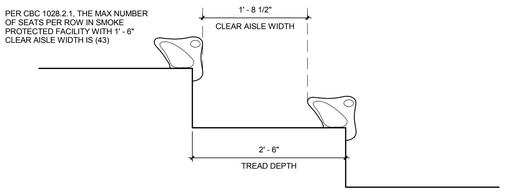

CLEAR AISLE WIDTH | 1" = 1'-0" | **09**

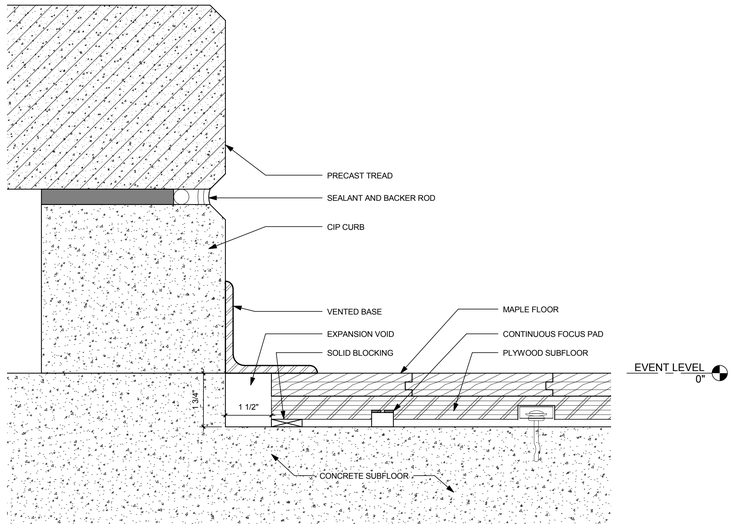

FLOOR END DETAIL | 6" = 1'-0" | **07**

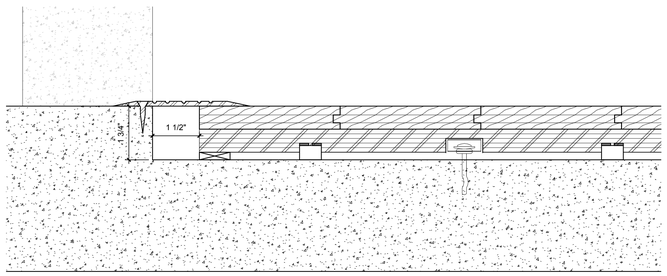

FLOOR THRESHOLD | 6" = 1'-0" | **06**

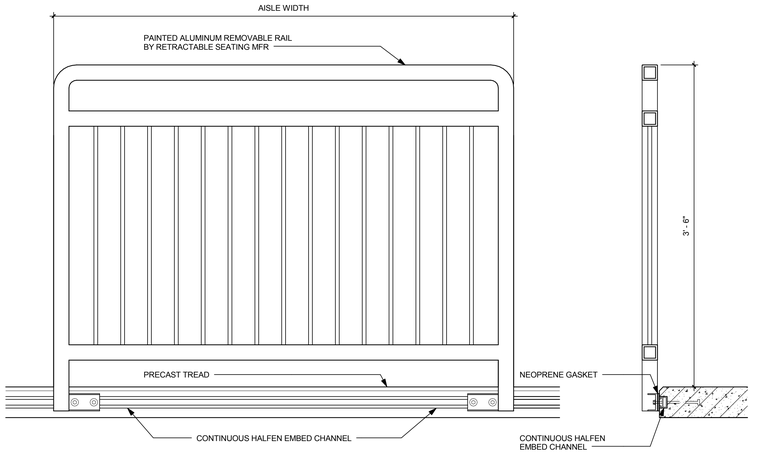

R-8b | 1 1/2" = 1'-0" | **02**

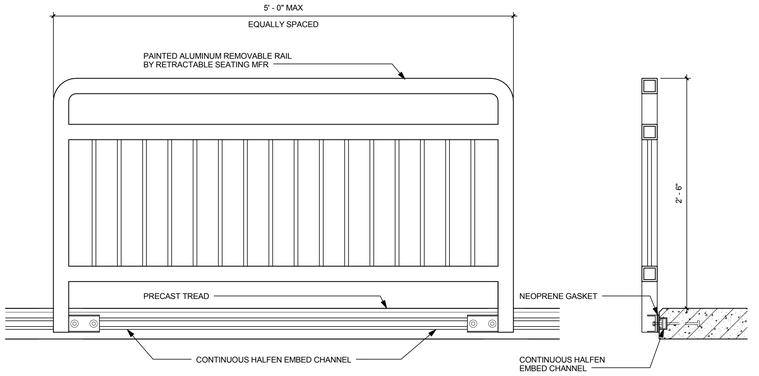

R-8a | 1 1/2" = 1'-0" | **01**

CALIFORNIA BAPTIST UNIVERSITY

EVENTS CENTER

8431 DIANA AVENUE, RIVERSIDE, CA

ISSUE FOR CONSTRUCTION
01-22-2016

REVISIONS:

	DESCRIPTION	DATE
19	CCD #013	9-6-16

DATE ISSUED: 01-22-2016

SVA PROJECT NO: 2014-40129

SCALE: As indicated

SHEET NUMBER: **A662**

SHEET TITLE:

RAILING/BOWL DETAILS

ARCHITECTS
3 MACARTHUR PLACE, SUITE 850 SANTA ANA, CA 92707
T 949.809.3380 WWW.SVA-ARCHITECTS.COM

THIS DOCUMENT CONTAINS INFORMATION PROPRIETARY TO SVA ARCHITECTS INC. AND IS SUBMITTED FOR THE SOLE PURPOSE OF PERMIT, BIDDING, EVALUATION, BIDDING OR REVIEW. THIS DOCUMENT OR ITS CONTENTS MAY NOT BE USED FOR ANY OTHER PURPOSE AND MAY NOT BE REPRODUCED OR DISCLOSED TO OTHERS WITHOUT THE PRIOR WRITTEN CONSENT OF SVA ARCHITECTS INC. ALL RIGHTS RESERVED, © COPYRIGHT 2015.

TYPE 1 SEATING
(GA - 19" WIDE HUSSEY METRO SEAT)

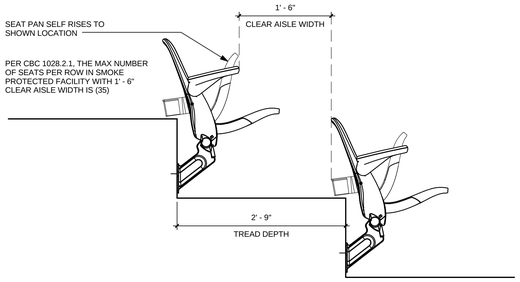

TYPE 2 SEATING
(VIP - 21" WIDE HUSSEY METRO SEAT)

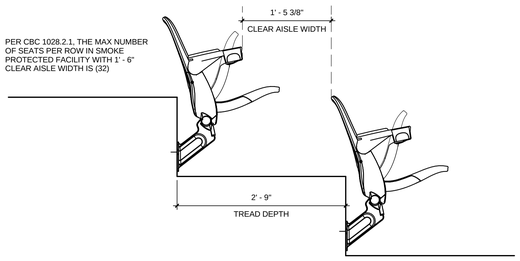

TYPE 3 SEATING
(STUDENT - 18" WIDE HUSSEY COURTSIDE BENCH)

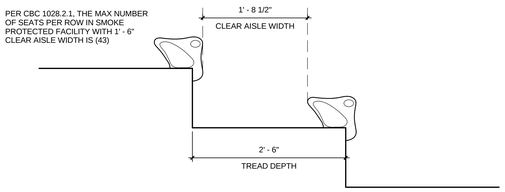

CLEAR AISLE WIDTH | 1" = 1'-0" | **10**

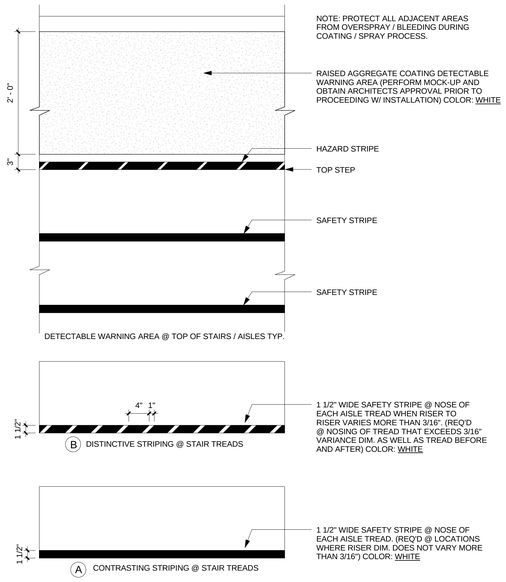

SEATING BOWL STRIPPING | 1" = 1'-0" | **08**

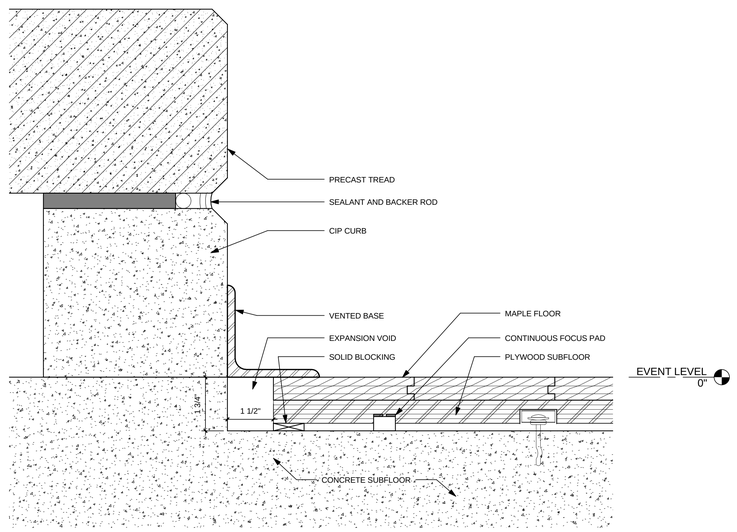

FLOOR END DETAIL | 6" = 1'-0" | **07**

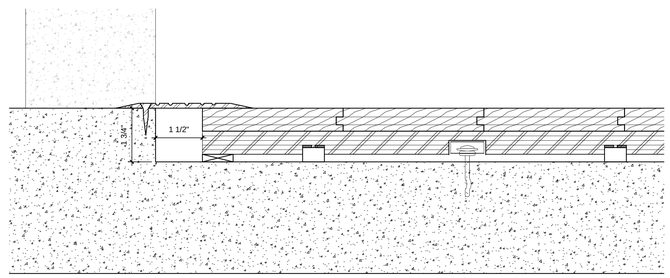

FLOOR THRESHOLD | 6" = 1'-0" | **06**

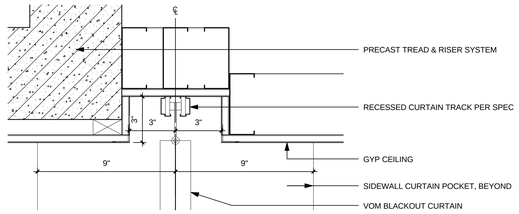

VOM CURTAIN TRACK | 3" = 1'-0" | **05**

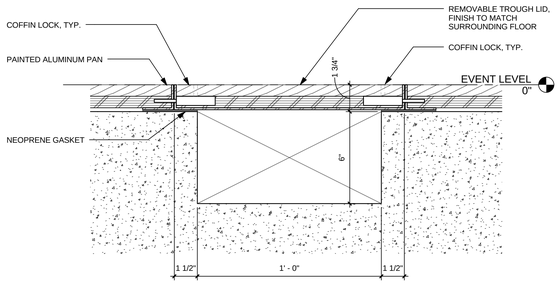

CABLE TROUGH IN WOOD | 3" = 1'-0" | **04**

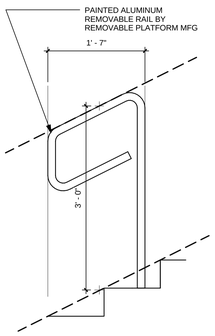

R-9 | 1" = 1'-0" | **03**

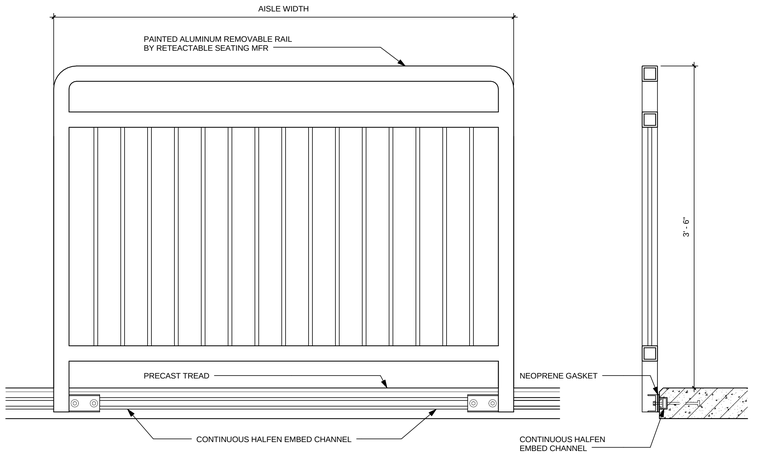

R-8b | 1 1/2" = 1'-0" | **02**

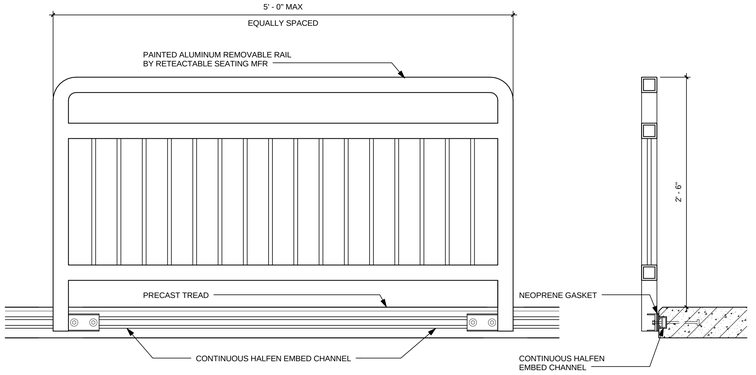

R-8a | 1 1/2" = 1'-0" | **01**

CALIFORNIA BAPTIST UNIVERSITY

EVENTS CENTER

8431 DIANA AVENUE, RIVERSIDE, CA

ISSUE FOR CONSTRUCTION
01-22-2016

LICENSED ARCHITECT
ROBERT M. SIMONDS
No. C-18301
Jan. 31, 2017
STATE OF CALIFORNIA

REVISIONS:

	DESCRIPTION	DATE

DATE ISSUED: 01-22-2016
SVA PROJECT NO: 2014-40129
SCALE: As indicated

SHEET NUMBER: A662

SHEET TITLE:

RAILING/BOWL DETAILS

HOK SVA ARCHITECTS
3 MACARTHUR PLACE, SUITE 850 SANTA ANA, CA 92707
T 949.809.3380 WWW.SVA-ARCHITECTS.COM

THIS DOCUMENT CONTAINS INFORMATION PROPRIETARY TO SVA ARCHITECTS AND IS FURNISHED FOR INFORMATION FOR THE LIMITED PURPOSE OF EVALUATION, BIDDING OR REVIEW. THIS DOCUMENT OR ITS CONTENTS MAY NOT BE USED FOR ANY OTHER PURPOSE AND MAY NOT BE REPRODUCED OR DISCLOSED TO OTHERS WITHOUT THE PRIOR WRITTEN CONSENT OF SVA ARCHITECTS INC. ALL RIGHTS RESERVED, © COPYRIGHT 2015.

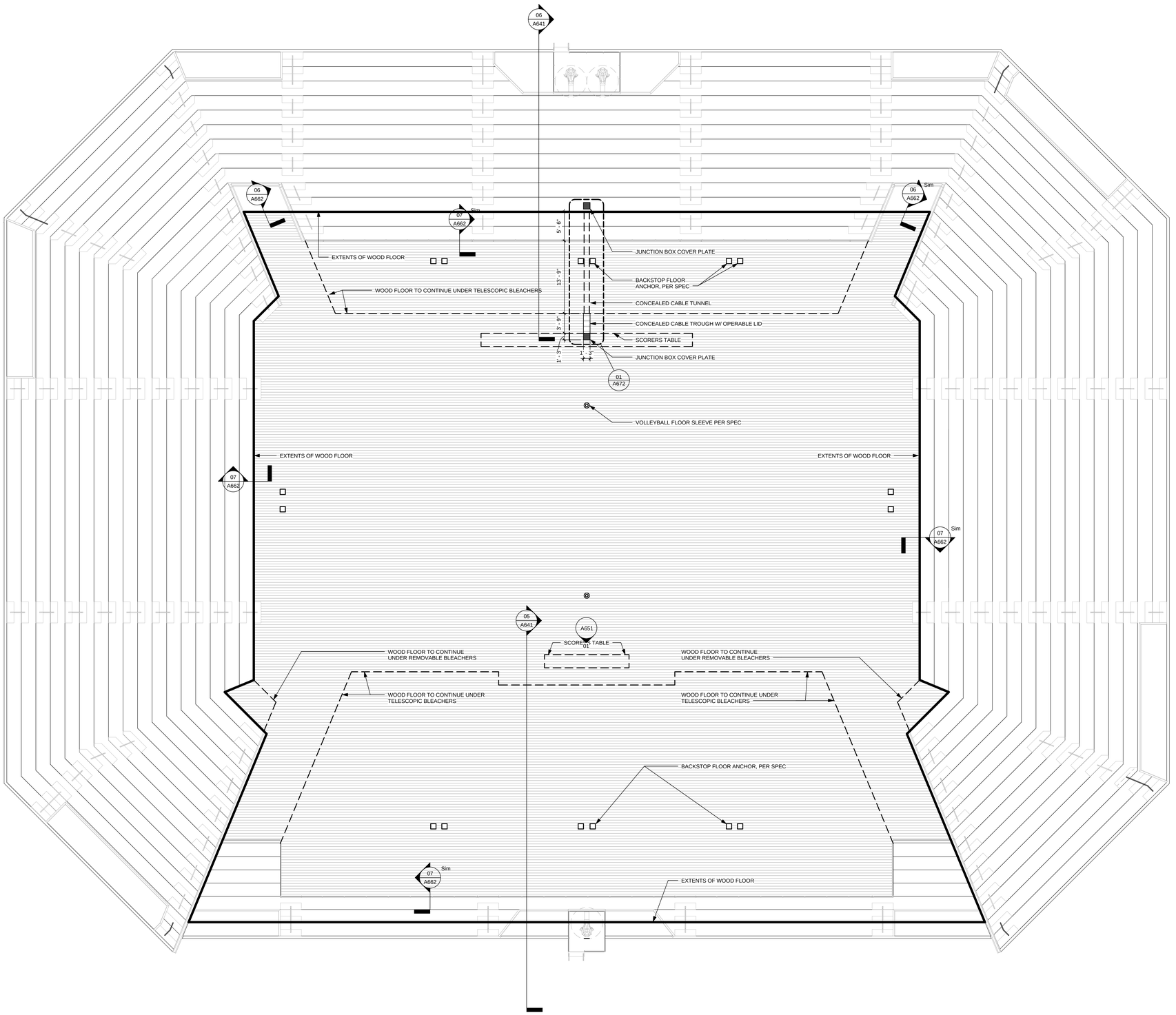

COURT EXTENTS | 1/8" = 1'-0" | 02

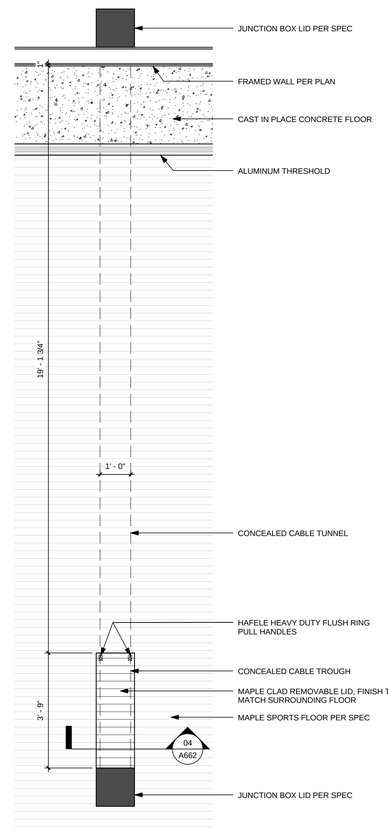

CABLE TROUGH | 1/2" = 1'-0" | 01

CALIFORNIA BAPTIST UNIVERSITY

EVENTS CENTER

8431 DIANA AVENUE, RIVERSIDE, CA

ISSUE FOR CONSTRUCTION 01-22-2016

LICENSED ARCHITECT
ROBERT M. SIMONS
No. C-18301
Jan. 31, 2017
STATE OF CALIFORNIA

REVISIONS:

	DESCRIPTION	DATE
△		
△		
△		
△		
△		
△		
△		
△		
△		
△		
△		

DATE ISSUED:	01-22-2016
SVA PROJECT NO:	2014-40129
SCALE:	As indicated
SHEET NUMBER:	**A672**
SHEET TITLE:	

COURT EXTENTS

3 MACARTHUR PLACE, SUITE 850 SANTA ANA, CA 92707
T 949.809.3380 WWW.SVA-ARCHITECTS.COM

THIS DOCUMENT CONTAINS INFORMATION PROPRIETARY TO SVA ARCHITECTS INC. AND IS FURNISHED IN CONFIDENCE FOR THE LIMITED PURPOSE OF EVALUATION, BIDDING OR REVIEW. THIS DOCUMENT OR ITS CONTENTS MAY NOT BE USED FOR ANY OTHER PURPOSE AND MAY NOT BE REPRODUCED OR DISCLOSED TO OTHERS WITHOUT THE PRIOR WRITTEN CONSENT OF SVA ARCHITECTS INC. ALL RIGHTS RESERVED. © COPYRIGHT 2015.

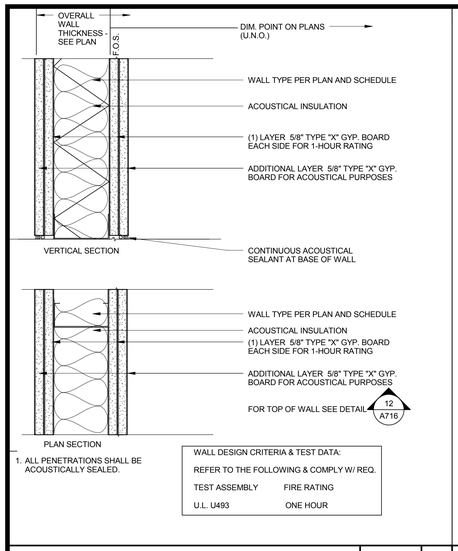

ENHANCED - ACOUSTICAL WALL 3" = 1'-0" 19

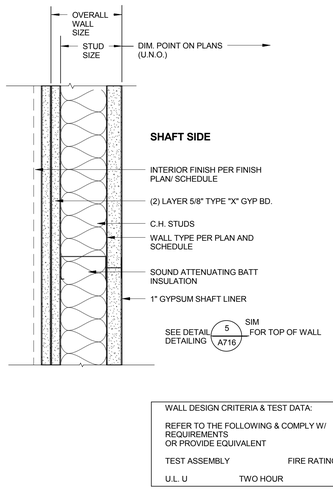

TYPICAL SHAFT WALL - 2 HR. 3" = 1'-0" 15

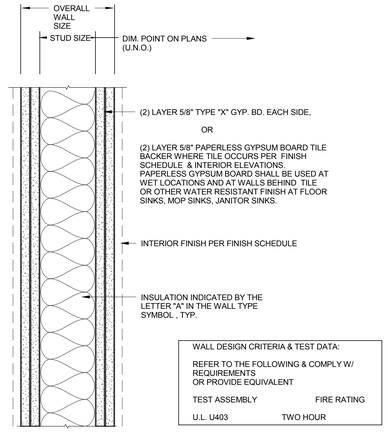

2-HR WALL 3" = 1'-0" 12

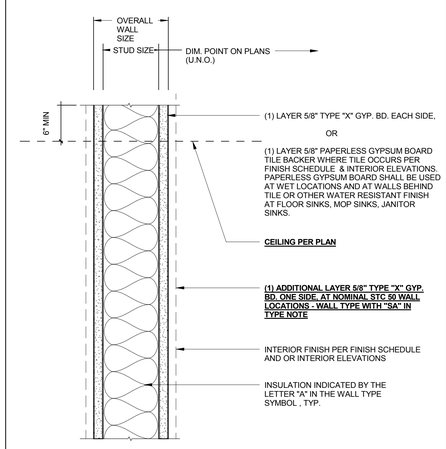

PARTITION WALL 3" = 1'-0" 9

(P) INTERIOR PARTITION - PARTIAL HEIGHT

WALL TYPE	STUD SIZE	STUD TYPE	STUD SPACING	OVERALL WALL THK	DETAIL	REMARKS
P2	2 1/2"	C STUD	16" O.C.	3 3/4"	9 / A-700	GYP (2 SIDES)
P3	3 5/8"	C STUD	16" O.C.	5"	9 / A-700	GYP (2 SIDES)
P4	4"	C STUD	16" O.C.	5 1/4"	9 / A-700	GYP (2 SIDES)
P6	6"	C STUD	16" O.C.	7 1/4"	9 / A-700	GYP (2 SIDES)
P8	8"	C STUD	16" O.C.	9 1/4"	9 / A-700	GYP (2 SIDES)

(P) INTERIOR PARTITION - PARTIAL HEIGHT ACOUSTIC

PA2	2 1/2"	C STUD	16" O.C.	3 3/4"	9 / A-700	GYP (2 SIDES)
PA3	3 5/8"	C STUD	16" O.C.	5"	9 / A-700	GYP (2 SIDES)
PA4	4"	C STUD	16" O.C.	5 1/4"	9 / A-700	GYP (2 SIDES)
PA6	6"	C STUD	16" O.C.	7 1/4"	9 / A-700	GYP (2 SIDES)
PA8	8"	C STUD	16" O.C.	9 1/4"	9 / A-700	GYP (2 SIDES)

(P) INTERIOR PARTITION - PARTIAL HEIGHT - TILE 1 SIDE

P2.1	2 1/2"	C STUD	16" O.C.	3 3/4"	18.1 / A-700	GYP (1 SIDE) / TILE (1 SIDE)
P3.1	3 5/8"	C STUD	16" O.C.	5"	18.1 / A-700	GYP (1 SIDE) / TILE (1 SIDE)
P4.1	4"	C STUD	16" O.C.	5 1/4"	18.1 / A-700	GYP (1 SIDES) / TILE (1 SIDE)
P6.1	6"	C STUD	16" O.C.	7 1/4"	18.1 / A-700	GYP (1 SIDES) / TILE (1 SIDE)
P8.1	8"	C STUD	16" O.C.	9 1/4"	18.1 / A-700	GYP (1 SIDES) / TILE (1 SIDE)

(P) INTERIOR PARTITION - PARTIAL HEIGHT - ACOUSTIC - TILE 1 SIDE

PA2.1	2 1/2"	C STUD	16" O.C.	3 3/4"	18.1 / A-700	GYP (1 SIDE) / TILE (1 SIDE)
PA3.1	3 5/8"	C STUD	16" O.C.	5"	18.1 / A-700	GYP (1 SIDE) / TILE (1 SIDE)
PA4.1	4"	C STUD	16" O.C.	5 1/4"	18.1 / A-700	GYP (1 SIDE) / TILE (1 SIDE)
PA6.1	6"	C STUD	16" O.C.	7 1/4"	18.1 / A-700	GYP (1 SIDE) / TILE (1 SIDE)

(P) INTERIOR PARTITION - PARTIAL HEIGHT - ACOUSTIC - TILE 2 SIDES

PA2.2	2 1/2"	C STUD	16" O.C.	3 3/4"	18.2 / A-700	TILE (2 SIDES)
PA3.2	3 5/8"	C STUD	16" O.C.	5"	18.2 / A-700	TILE (2 SIDES)
PA4.2	4"	C STUD	16" O.C.	5 1/4"	18.2 / A-700	TILE (2 SIDES)
PA6.2	6"	C STUD	16" O.C.	7 1/4"	18.2 / A-700	TILE (2 SIDES)
NON ACOUSTIC						
P4.2	4"	C STUD	16" O.C.	5 1/4"	18.2 / A-700	TILE (2 SIDES)
P6.2	6"	C STUD	16" O.C.	7 1/4"	18.2 / A-700	TILE (2 SIDES)

(C) CAVITY - INTERIOR PARTITION - PARTIAL HEIGHT

CP2	2 1/2"	C STUD	16" O.C.	3 1/8"	17 / A-700	GYP (1 SIDE)
CP4	4"	C STUD	16" O.C.	4 5/8"	17 / A-700	GYP (1 SIDE)
CP4.1	4"	C STUD	16" O.C.	4 5/8"	17 / A-700	TILE (1 SIDE)
CP6	6"	C STUD	16" O.C.	6 5/8"	17 / A-700	GYP (1 SIDE)

(C) CAVITY - INTERIOR PARTITION - PARTIAL HEIGHT- ACOUSTIC - TILE 2 SIDES

CPA44.2	4"	C STUD	16" O.C.	4 5/8"	13 / A-700	TILE (2 SIDES)
CPA66.2	6"	C STUD	16" O.C.	6 5/8"	13 / A-700	TILE (2 SIDES)

(F) INTERIOR PARTITION - FULL HEIGHT - ACOUSTIC

F3A	3 5/8"	C STUD	16" O.C.	5"	9 / A-700	GYP (2 SIDES)
F4A	4"	C STUD	16" O.C.	5 1/4"	9 / A-700	GYP (2 SIDES)
F6A	6"	C STUD	16" O.C.	7 1/4"	9 / A-700	GYP (2 SIDES)
F6AH	6"	C STUD	16" O.C.	7 1/4"	9 / A-700	SEE WALL TYPE GEN NOTES
F8A	8"	C STUD	16" O.C.	9 1/4"	9 / A-700	GYP (2 SIDES)

(F) INTERIOR PARTITION - FULL HEIGHT - 1 HOUR

FRA2	2 1/2"	C STUD	16" O.C.	3 3/4"	10 / A-700	GYP (2 SIDES)
FRA3	3 5/8"	C STUD	16" O.C.	5"	10 / A-700	GYP (2 SIDES)
FRA4	4"	C STUD	16" O.C.	5 1/4"	10 / A-700	GYP (2 SIDES)
FRA6	6"	C STUD	16" O.C.	7 1/4"	10 / A-700	GYP (2 SIDES)
FRA8	8"	C STUD	16" O.C.	9 1/4"	10 / A-700	GYP (2 SIDES)

(F) INTERIOR PARTITION - FULL HEIGHT - 2 HOUR

FR2A3	3 5/8"	C STUD	16" O.C.	6 1/4"	12 / A-700	-- (-- SIDES)
FR2A4	4"	C STUD	16" O.C.	6 1/2"	12 / A-700	-- (-- SIDES)
FR2A6	6"	C STUD	16" O.C.	8 1/2"	12 / A-700	-- (-- SIDES)

(F) INTERIOR PARTITION - FULL HEIGHT - SMOKE PARTITION

FS3	3 5/8"	C STUD	16" O.C.	5"	9 / A-700	-- (-- SIDES)
FS4	4"	C STUD	16" O.C.	5 1/4"	9 / A-700	-- (-- SIDES)
FS6	6"	C STUD	16" O.C.	7 1/4"	9 / A-700	-- (-- SIDES)
FS6H	6"	C STUD	16" O.C.	7 1/4"	9 / A-700	SEE WALL TYPE GEN NOTES
FSA6	6"	C STUD	16" O.C.	7 1/4"	9 / A-700	ACOUSTIC
FS6H-EA	6"	C STUD	16" O.C.	7 1/4"	9 / A-700	SEE WALL TYPE GEN NOTES

(F) INTERIOR PARTITION - FULL HEIGHT - ENHANCED ACOUSTIC

F3EA	3 5/8"	C STUD	16" O.C.	6 1/4"	19 / A-700	-- (-- SIDES)
F4EA	4"	C STUD	16" O.C.	6 1/2"	19 / A-700	-- (-- SIDES)
F6EA	6"	C STUD	16" O.C.	8 1/2"	19 / A-700	-- (-- SIDES)

(F) INTERIOR PARTITION - FULL HEIGHT - 1 HOUR - TILE 1 SIDE

F2.1	2 1/2"	C STUD	16" O.C.	3 3/4"	18.1 / A-700	TILE (1 SIDE)
F3.1	3 5/8"	C STUD	16" O.C.	5"	18.1 / A-700	TILE (1 SIDE)
F4.1	4"	C STUD	16" O.C.	5 1/4"	18.1 / A-700	TILE (1 SIDE)
F6.1	6"	C STUD	16" O.C.	7 1/4"	18.1 / A-700	TILE (1 SIDE)
F8.1	8"	C STUD	16" O.C.	9 1/4"	18.1 / A-700	TILE (1 SIDE)

(F) INTERIOR PARTITION - FULL HEIGHT - 1 HOUR - ACOUSTIC - TILE 1 SIDE

FRA2.1	2 1/2"	C STUD	16" O.C.	3 3/4"	18.1 / A-700	GYP (2 SIDES)
FRA3.1	3 5/8"	C STUD	16" O.C.	5"	18.1 / A-700	GYP (2 SIDES)
FRA4.1	4"	C STUD	16" O.C.	5 1/4"	18.1 / A-700	GYP (2 SIDES)
FRA6.1	6"	C STUD	16" O.C.	7 1/4"	18.1 / A-700	GYP (2 SIDES)
FRA8.1	8"	C STUD	16" O.C.	9 1/4"	18.1 / A-700	GYP (2 SIDES)

(F) INTERIOR PARTITION - FULL HEIGHT ACOUSTIC - TILE 2 SIDES

FA2.2	2 1/2"	C STUD	16" O.C.	3 3/4"	18.2 / A-700	TILE (2 SIDES)
FA3.2	3 5/8"	C STUD	16" O.C.	5"	18.2 / A-700	TILE (2 SIDES)
FA4.2	4"	C STUD	16" O.C.	5 1/4"	18.2 / A-700	TILE (2 SIDES)
FA6.2	6"	C STUD	16" O.C.	7 1/4"	18.2 / A-700	TILE (2 SIDES)
FA8.2	8"	C STUD	16" O.C.	9 1/4"	18.2 / A-700	TILE (2 SIDES)

(C) INTERIOR PARTITION - ACOUSTIC - TILE 2 SIDES

CFA44.2	2 1/2"	C STUD	16" O.C.	3 3/4"	17 / A-700	TILE (2 SIDES)
CFA66.2	3 5/8"	C STUD	16" O.C.	5"	17 / A-700	TILE (2 SIDES)

(C) CAVITY - INTERIOR PARTITION - FULL HEIGHT

CF2	2 1/2"	C STUD	16" O.C.	3 1/8"	17 / A-700	GYP (1 SIDE)
CF3	3 5/8"	C STUD	16" O.C.	4 1/4"	17 / A-700	GYP (1 SIDE)
CF4	4"	C STUD	16" O.C.	4 5/8"	17 / A-700	GYP (1 SIDE)
CF6	6"	C STUD	16" O.C.	6 5/8"	17 / A-700	GYP (1 SIDE)

(S) FULL HEIGHT - 1 HOUR - SHAFT

		CH STUD	16" O.C.		11 / A-700	GYP (2 SIDES)
		CH STUD	16" O.C.		11 / A-700	GYP (2 SIDES)
SFRH2	2 1/2"	CH STUD	16" O.C.		11 / A-700	GYP (2 SIDES)
SFRH4	4"	CH STUD	16" O.C.		11 / A-700	GYP (2 SIDES)
SFRH6	6"	CH STUD	16" O.C.		11 / A-700	GYP (2 SIDES)

(S) FULL HEIGHT - 2 HOUR - SHAFT

		CH STUD	16" O.C.		15 / A-700	--
		CH STUD	16" O.C.		15 / A-700	--
SFRRH2	2 1/2"	CH STUD	16" O.C.		15 / A-700	--
SFRRH4	4"	CH STUD	16" O.C.		15 / A-700	--
SFRRH6	6"	CH STUD	16" O.C.		15 / A-700	--

WALL TYPE SCHEDULE

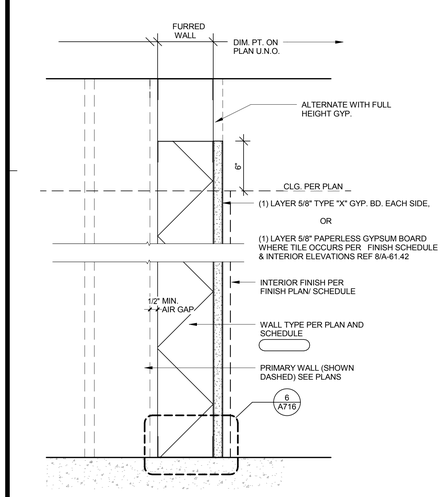

TYPICAL FURRED WALL 3" = 1'-0" 17

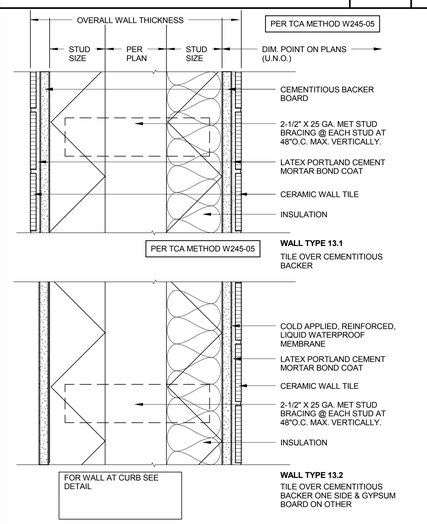

PLUMBING CHASE WALL DETAIL 3" = 1'-0" 13

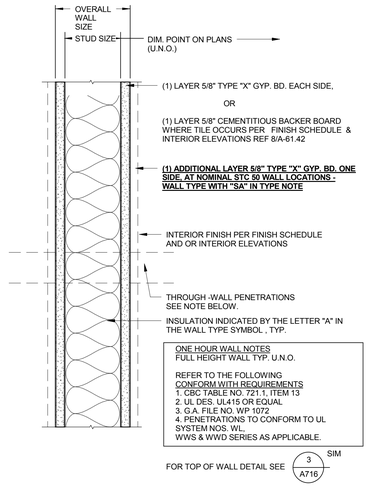

ONE HOUR WALL DETAIL 3" = 1'-0" 10

1. PROVIDE ADDITIONAL WALL BRACING AND / OR BRIDGING AS MAY BE REQUIRED FOR HEIGHT OF WALL.
2. ALL SHAFT WALLS SHALL BE FULL HEIGHT UNLESS NOTED OTHERWISE.
3. ALL WALLS ARE FULL HEIGHT UNLESS NOTED OTHERWISE
4. EXTEND ALL OTHER WALLS 6" ABOVE FIN. CEILING U.N.O.
6. ALL FIRE RATED WALLS SHALL TERMINATE AT STRUCTURE ABOVE UNLESS NOTED OTHERWISE. ALL FIRE RATED WALLS SHALL COMPLY WITH CBC CHAP01ER 7
7. REFER TO SPECIFICATION FOR HVAC, PLUMBING, AND ELECTRICAL PENETRATION OF WALLS.
8. 2 1/2" X 14 GA. STUDS TO HAVE 1 3/8" FLANGE.
9. ALL STUD GAUGE AND SPACING TO BE MAINTAINED OR ADJUSTED TO MANUFACTURER'S DESIGN CRITERIA WHICHEVER IS MORE RESTRICTIVE. ALL LIMITING HEIGHTS ARE BASED ON SSMA (STEEL STUD MANUFACTURERS ASSOCIATION) SYSTEM. THE ALLOWABLE DEFLECTION FOR STUD WALLS SHALL BE:
L/240 - EIFS FOR EXTERIOR WALLS
L/240 - EIFS FOR INTERIOR WALLS WITH STONE, TILE OR WOOD PANEL FINISH AND FOR SHAFT WALLS.
L/240 - EIFS ALL OTHER INTERIOR WALLS.
CONTRACTOR USING AN APPROVED EQUAL PRODUCT MUST SUBMIT FOR ARCHITECTS REVIEWWALL TYPE SHEET. THIS SUBMITTAL TO INDICATE PROPER STUD GAUGE AND SPACING PER THE SPAN CAPACITY OF THE SUBSTITUTED PRODUCT. AT NO TIME SHOULD THE STUD GAUGE ORSPACING BE LESS THAN WHAT IS SHOWN ON HIS SHEET. CONTRACTOR TO FIELD VERIFY ALL CONDITIONS FOR SPECIFIC FURRED OUT WALLS PER PLAN AND DETAILS.
10. REFER TO BUILDING PLANS AND LIFE SAFETY PLANS FOR LOCATION OF RATED WALLS AND REFER TO FOR HEAD OF WALL CONDITION OF ALL RATED WALLS.
11. AT TILED WALLS, STOP TILE AND EITHER BACKER BOARD OR MORTAR AT CEILING, PROVIDE 5/8" TYPE "X" GYP . BD. FOR REMAINING HEIGHT OF WALL. SEE DET. 6/A-61.44.
12. ALL GYPSUM BOARD SHALL BE 5/8" TYPE X UNLESS NOTED OTHERWISE
13. UNLESS NOTED OTHERWISE REFERENCE DETAIL 6 OR 9/A-61.44 FOR TOP OF NON RATED, NOT ACOUSTICAL FRAMED WALL
14. "H" SUFFIX IN WALL TYPE INDICATES ABUSE RESISTANT GYPSUM BOARD AT CIRCULATION SIDE OF WALL
15. "EA" INDICATES ENHANCED ACOUSTIC PERFORMANCE - SEE DETAIL 19/A700
16. "SA" INDICATES SPECIAL ACOUSTIC PERFORMANCE - SEE DETAILS 9 AND 10/A700
17. REFER TO FINISH PLANS, AND OR INTERIOR ELEVATIONS, AND OR FINISH SCHEDULE FOR FINISHES.
18. STUD HEIGHT LIMITS AND GUAGE PER TABLE AND CONTRACTOR'S SUBMITTAL.

WALL TYPE GENERAL NOTES



WALL TYPE SYMBOL LEGEND

CALIFORNIA BAPTIST UNIVERSITY
EVENTS CENTER
8431 DIANA AVENUE, RIVERSIDE, CA

ISSUE FOR CONSTRUCTION
01-22-2016



REVISIONS:

	DESCRIPTION	DATE
1		
2		
3		
4		
5		
6		
7		
8		
9		
10		

DATE ISSUED: 01/22/2016
SVA PROJECT NO: 2014-40129
SCALE: As indicated
SHEET NUMBER: A700
SHEET TITLE:

WALL TYPES

3 MACARTHUR PLACE, SUITE 850 SANTA ANA, CA 92707
T 949.809.3380 WWW.SVA-ARCHITECTS.COM

THIS DOCUMENT CONTAINS INFORMATION PROPRIETARY TO SVA ARCHITECTS INC. AND IS FURNISHED IN CONFIDENCE FOR THE LIMITED PURPOSE OF EVALUATION, BIDDING OR REVIEW. THIS DOCUMENT OR ITS CONTENTS MAY NOT BE USED FOR ANY OTHER PURPOSE AND MAY NOT BE REPRODUCED OR DISCLOSED TO OTHERS WITHOUT THE PRIOR WRITTEN CONSENT OF SVA ARCHITECTS INC. ALL RIGHTS RESERVED. © COPYRIGHT 2015.

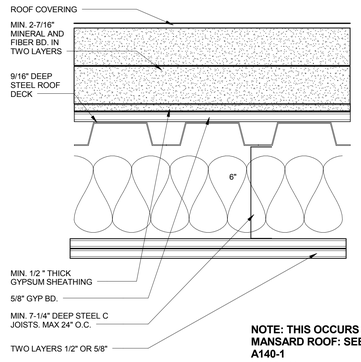

NOTE: THIS OCCURS AT MANSARD ROOF: SEE SHEET A140-1
UL# P512

1-HR COLD FORMED JOIST ROOF ASSEMBLY — 3" = 1'-0" — 12

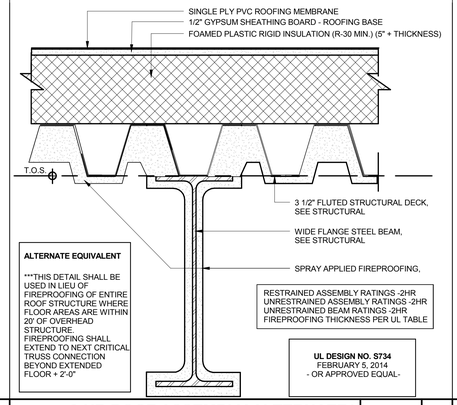

2-HR ROOF ASSEMBLY ALTERNATE1 — 3" = 1'-0" — 8

FIRE PROOFING NOTES

FIRE PROOFING: FIRE PROOFING PER CBC TABLE 601 TYPE 1 B CONSTRUCTION

PRIMARY STRUCTURAL FRAME: 2 HOURS
FLOOR CONSTRUCTION AND ASSOCIATED SECONDARY MEMBERS: 2 HOURS
ROOF CONSTRUCTION AND ASSOCIATED SECONDARY MEMBERS: 1 HOUR ^b

A. 2-HR RATED FIRE PROOFING IS REQUIRED AT ALL STRUCTURAL COLUMNS AND FLOOR FRAMING BEAMS. FIRE PROOFING SHALL BE SPRAY APPLIED U.N.O.. SEE **SHEET A710** FOR ASSEMBLIES.

B. TYPICAL ROOF STRUCTURAL FRAMING AND DECK SHALL BE FIRE PROTECTED PER DETAILS ON **SHEET A710.**

C. SEE SHEET **A140.1** FOR FIRE PROOFING BOUNDARIES AT HIGH ROOF OVER SEATING BOWL. FIRE PROOFING DETAILS PER **SHEET A710**. FIRE PROOFING PER CBC TABLE 601 FOOTNOTE b WITH PROPOSED EQUIVALENT COVERAGE AS APPROVED BY AHJ.

D. PRECAST CONCRETE STADIA "GRANDSTANDS" AND JOINT SEALANTS ARE NOT RATED UNLESS NOTED OTHERWISE. PLEASE REFERENCE CODE REPORT SECTION 3.2.1.

7. FIRE EXTINGUISHERS ARE EXCLUDED FROM PUBLIC AREAS DUE TO THE POTENTIAL FOR MAL-USE. PLEASE REFERENCE CODE REPORT SECTION 3.9.

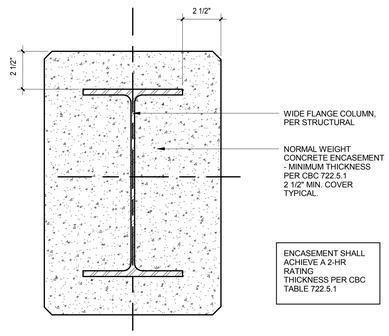

2-HR COLUMN - CONCRETE ENCASEMENT1 — 3" = 1'-0" — 11

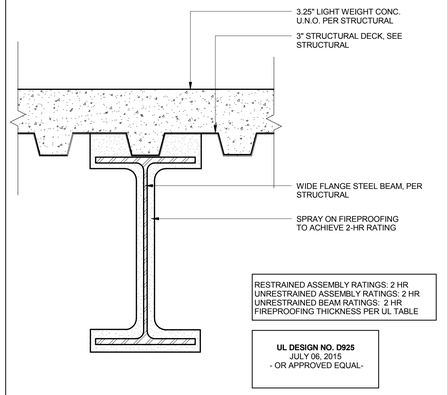

2-HR FLOOR ASSEMBLY1 — 3" = 1'-0" — 7

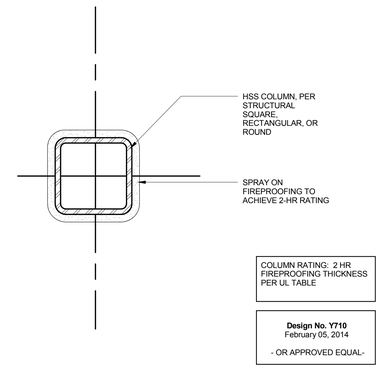

2-HR COLUMN - HSS1 — 3" = 1'-0" — 3

DETAIL NOTES
2013 CBC
FIGURE 722.5.1 (3)
GYPSUM WALLBOARD PROTECTED STRUCTURAL STEEL COLUMNS WITH STEEL STUD/SCREW ATTACHMENT SYSTEM

1. Structural steel column, either wide flange or tubular shapes.
2. 1 5/8-inch deep studs fabricated from 0.0179-inch minimum thickness galvanized steel with 1 5/16 or 1 7/16-inch legs. The length of the steel studs shall be 1/2 inch less than the height of the assembly.
3. Type X gypsum wallboard in accordance with ASTM C 1396. For single layer applications, the wallboard shall be applied vertically with no horizontal joints. For multiple-layer applications, horizontal joints are permitted at a minimum of 8 feet, provided that the joints in successi ve layers are at least 12 inches. The total required thickness of wallboard be determined on the basis of the specified fire-resistance rating and the weight-to-heated-perimeter ratio (WID) of the column.
4. Galvanized 0.0149-inch minimum thickness steel corner beads with inch legs attached to the wallboard with 1-inch-long Type S screws spaced 12 inches on center.
5. No. 18 SWG steel lie wires spaced 24 inches on center.
6. Sheet metal angles with 2-inch legs fabricated from 0.0221-inch minimum thickness galvanized steel.
7. Type S screws, 1 inch long, shall be used for attaching the first layer of wallboard to the steel studs and the third layer to the sheet metal angles at 24 inches on center. Type S screws 1 3/4 inch long shall be for attaching the second layer of wallboard to the steel studs and the fourth layer to the sheet metal angles at 12 inches on center. Type S screws 2 1/4 inches long shall be used for attaching the third layer of wallboard to the steel studs at 12 inches on center.

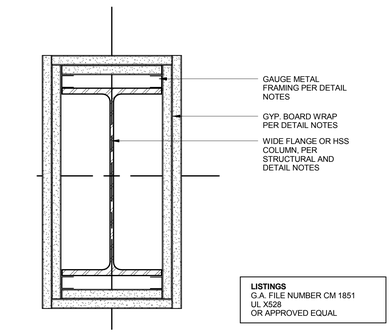

NOTE OCCURANCE @ FOLLOWING GRIDLINE INTERSECTIONS:
02B, 02D, 02E, 01.1E, 2.2C, 08B, 09B, 01.1F, 02F, 02G, 06J , BB1.F, BB1.E

APPLY UP TO 6" ABOVE THE CEILING HEIGHT.

2-HR COLUMN WITH GYP BOARD F.P. WRAP1 — 3" = 1'-0" — 9

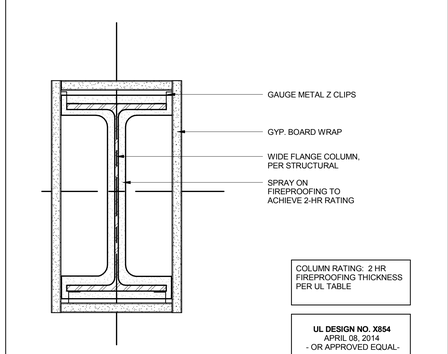

2-HR COLUMN WITH GYP BD FINISH1 — 3" = 1'-0" — 6

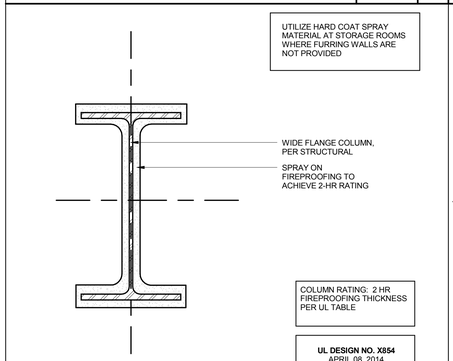

2-HR COLUMN - SPRAY APPLIED F.P.1 — 3" = 1'-0" — 5

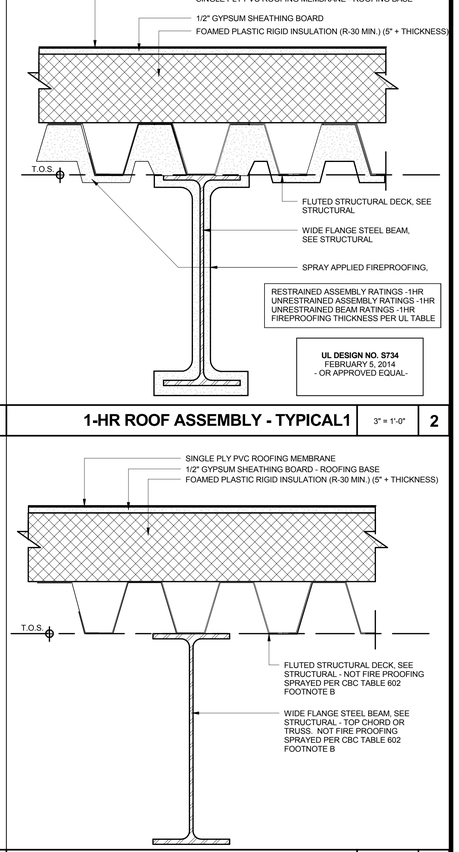

1-HR ROOF ASSEMBLY - TYPICAL1 — 3" = 1'-0" — 2

1-HR ROOF ASSEMBLY - BOWL HIGH ROOF2 — 3" = 1'-0" — 1

CALIFORNIA BAPTIST UNIVERSITY
EVENTS CENTER
8431 DIANA AVENUE, RIVERSIDE, CA

ISSUE FOR CONSTRUCTION
01-22-2016

LICENSED ARCHITECT — ROBERT M. SIMONDS — No. C-18301 — Jan. 31, 2017 — STATE OF CALIFORNIA

REVISIONS:

	DESCRIPTION	DATE

DATE ISSUED: 01/22/2016
SVA PROJECT NO: 2014-40129
SCALE: As indicated
SHEET NUMBER: A710
SHEET TITLE:

FIRE PROOFING SCHEDULE AND ASSEMBLIES

ARCHITECTS
3 MACARTHUR PLACE, SUITE 850 SANTA ANA, CA 92707
T 949.809.3380 WWW.SVA-ARCHITECTS.COM

THIS DOCUMENT CONTAINS INFORMATION PROPRIETARY TO SVA ARCHITECTS INC. AND IS FURNISHED IN CONFIDENCE FOR THE LIMITED PURPOSE OF EVALUATION, BIDDING OR REVIEW. THIS DOCUMENT OR ITS CONTENTS MAY NOT BE USED FOR ANY OTHER PURPOSE AND MAY NOT BE REPRODUCED OR DISCLOSED TO OTHERS WITHOUT THE PRIOR WRITTEN CONSENT OF SVA ARCHITECTS INC. ALL RIGHTS RESERVED. © COPYRIGHT 2015.

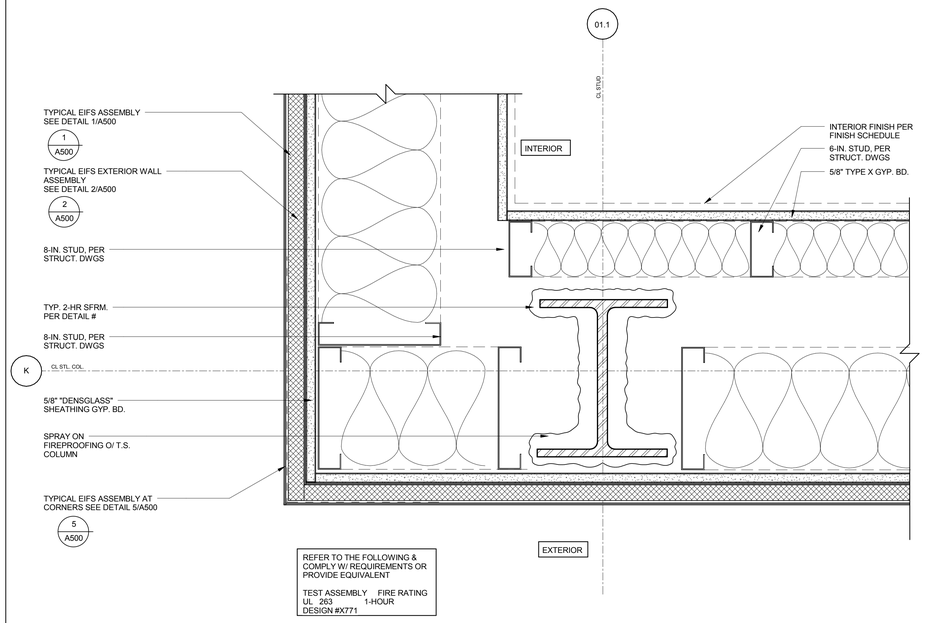

2-HR-STL.COL(2)@GL K-01.1 @ PLUMBING WALL1 | 3" = 1'-0" | **2**

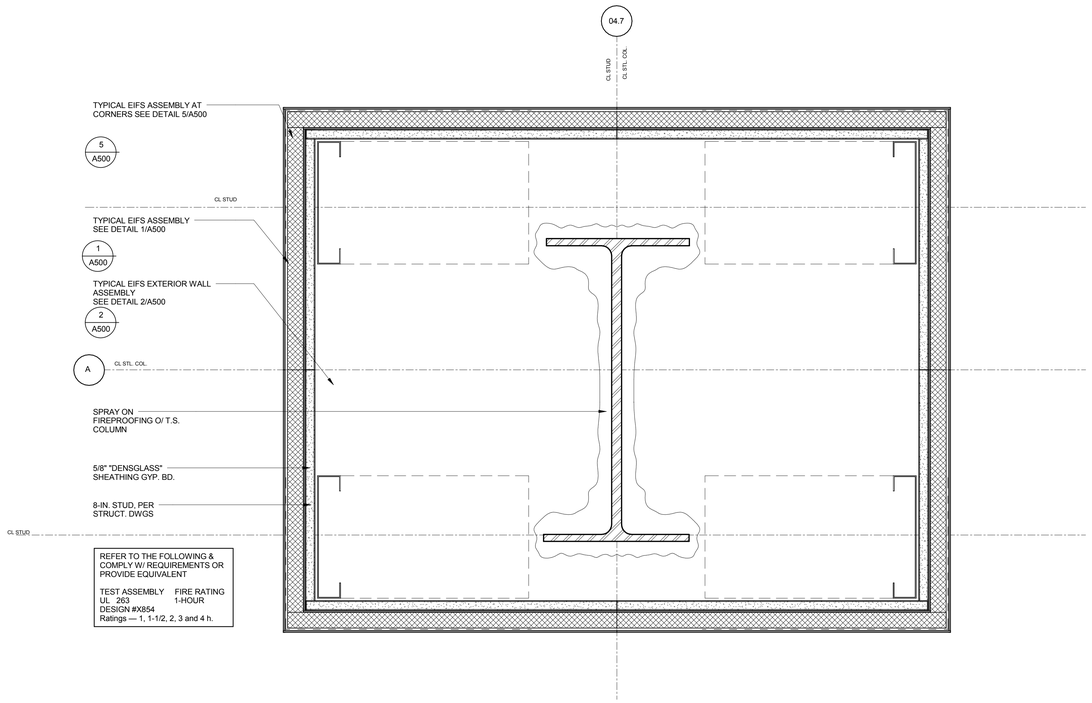

2-HR-STL.COL(3)@GL A-4.1 | 3" = 1'-0" | **3**

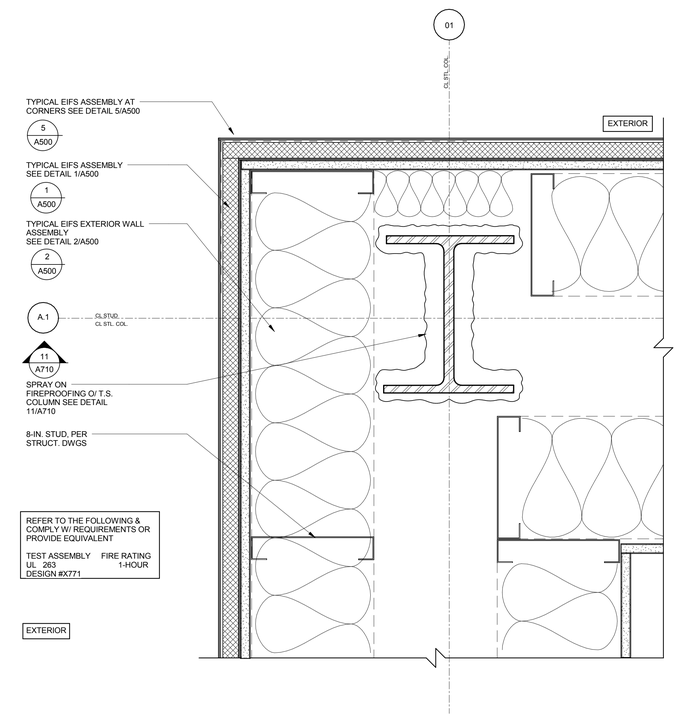

2-HR-STL.COL(1)@GL A.1-1 @DBL STUD 8"CAVITY WALL1 | 3" = 1'-0" | **1**

CALIFORNIA BAPTIST UNIVERSITY

EVENTS CENTER

8431 DIANA AVENUE, RIVERSIDE, CA

ISSUE FOR CONSTRUCTION
01-22-2016

LICENSED ARCHITECT
ROBERT M. SIMONS
No. C-18301
Jan. 31, 2017
STATE OF CALIFORNIA

REVISIONS:

	DESCRIPTION	DATE
1		
2		
3		
4		
5		
6		
7		
8		
9		
10		
11		

DATE ISSUED: 01/22/2016
SVA PROJECT NO: 2014-40129
SCALE: 3" = 1'-0"

SHEET NUMBER: A712

SHEET TITLE:

WALL ASSEMBLIES

ARCHITECTS
3 MACARTHUR PLACE, SUITE 850 SANTA ANA, CA 92707
T 949.809.3380 WWW.SVA-ARCHITECTS.COM

THIS DOCUMENT CONTAINS INFORMATION PROPRIETARY TO SVA ARCHITECTS INC. AND IS FURNISHED IN CONFIDENCE FOR THE LIMITED PURPOSE OF EVALUATION, BIDDING OR REVIEW. THIS DOCUMENT OR ITS CONTENTS MAY NOT BE USED FOR ANY OTHER PURPOSE AND MAY NOT BE REPRODUCED OR DISCLOSED TO OTHERS WITHOUT THE PRIOR WRITTEN CONSENT OF SVA ARCHITECTS INC. ALL RIGHTS RESERVED. © COPYRIGHT 2015.

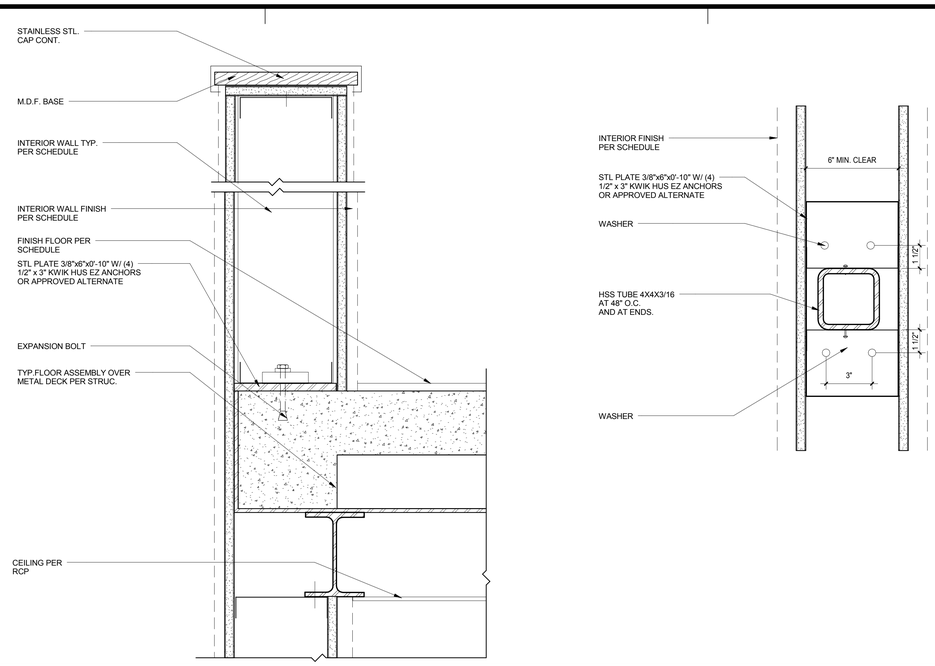

POST DETAIL @PONY WALL | 3" = 1'-0" | **4**

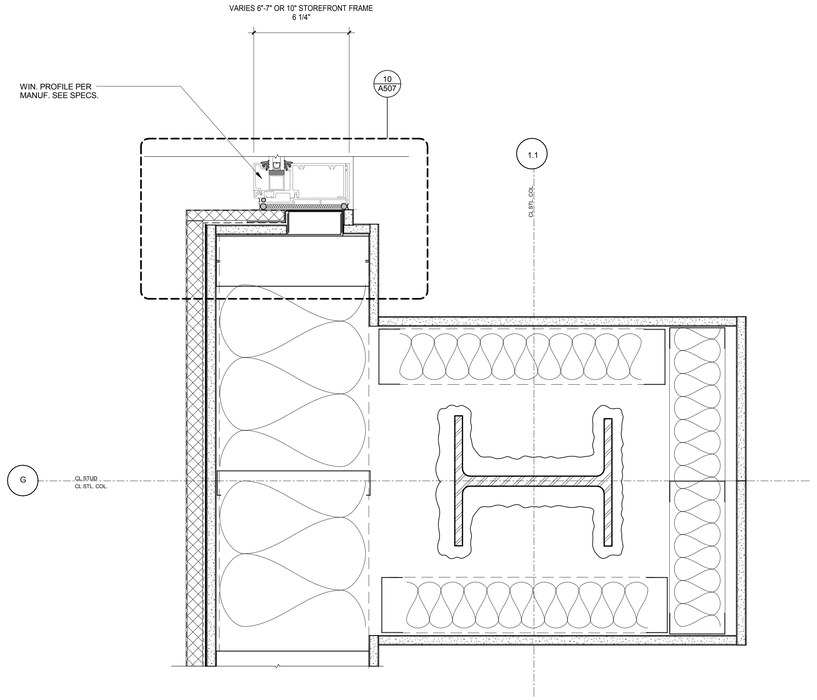

2-HR-STL.COL(4)@GL G1.1 @WINDOW | 3" = 1'-0" | **2**

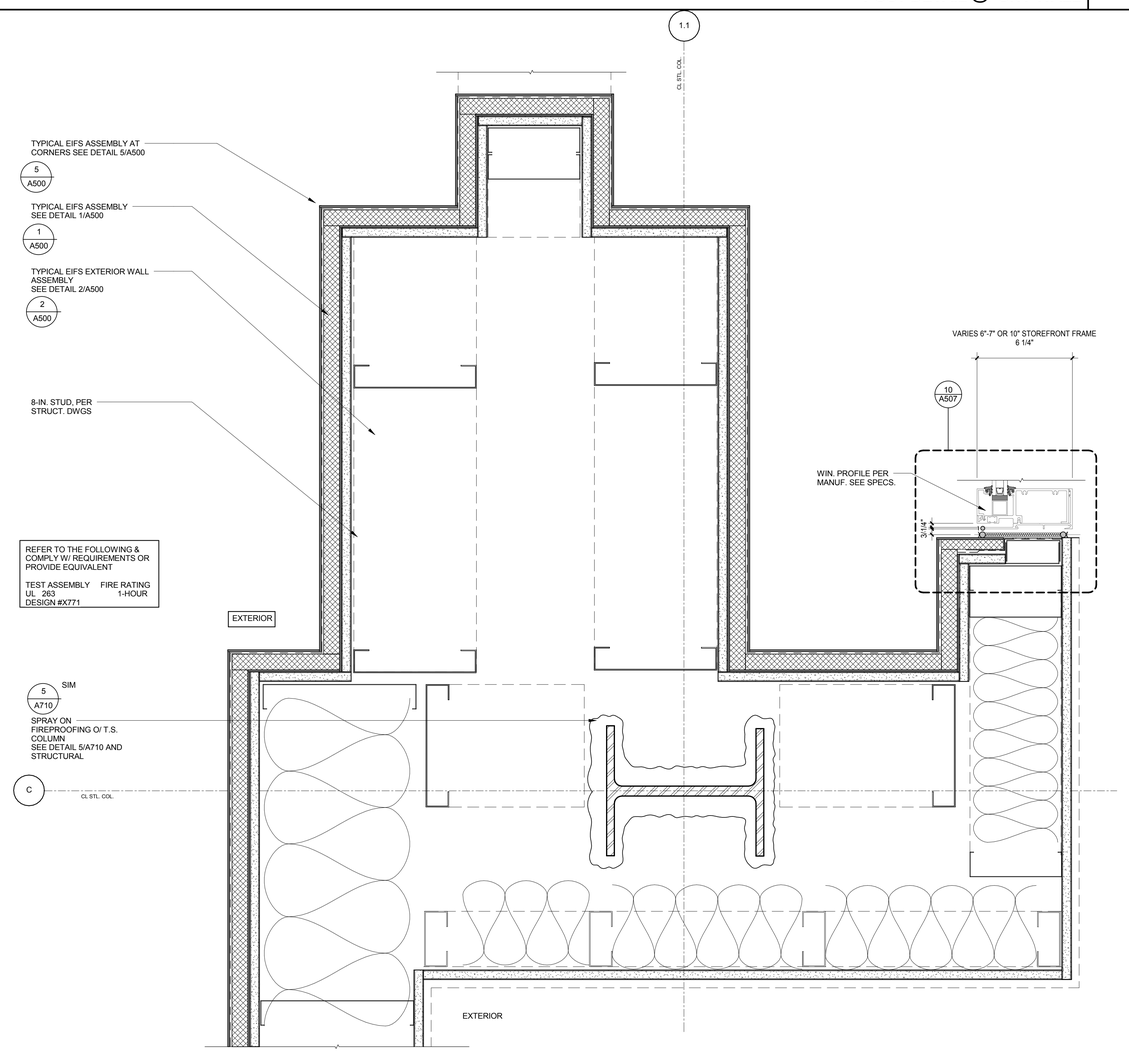

2-HR-STL.COL(4)@GL C1.1 | 3" = 1'-0" | **3**

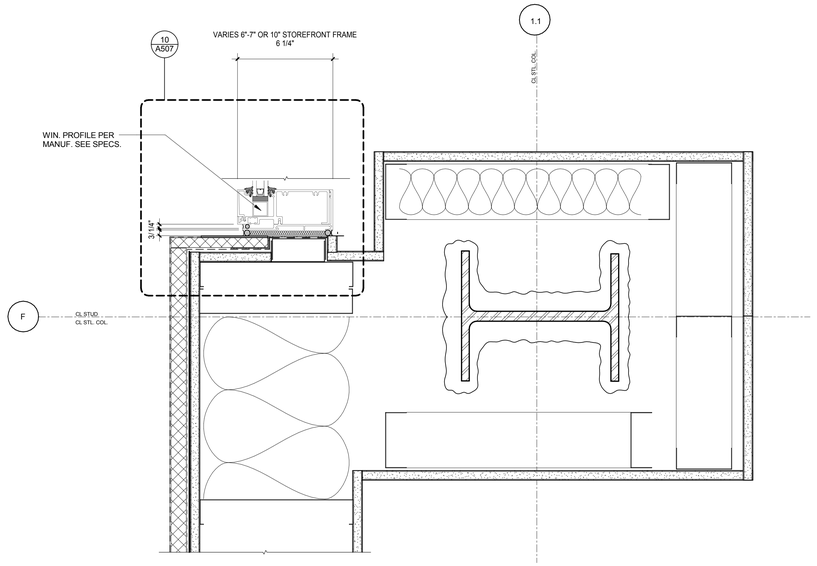

2-HR-STL.COL(4)@GL F1.1@WINDOW | 3" = 1'-0" | **1**

CALIFORNIA BAPTIST UNIVERSITY
EVENTS CENTER
8431 DIANA AVENUE, RIVERSIDE, CA

ISSUE FOR CONSTRUCTION 01-22-2016

LICENSED ARCHITECT
ROBERT M. SIMONS
No. C-18301
Jan. 31, 2017
STATE OF CALIFORNIA

REVISIONS:

	DESCRIPTION	DATE

DATE ISSUED: 01/22/2016
SVA PROJECT NO: 2014-40129
SCALE: 3" = 1'-0"
SHEET NUMBER: A713
SHEET TITLE:

WALL DETAILS

ARCHITECTS
3 MACARTHUR PLACE, SUITE 850 SANTA ANA, CA 92707
T 949.809.3380 WWW.SVA-ARCHITECTS.COM

THIS DOCUMENT CONTAINS INFORMATION PROPRIETARY TO SVA ARCHITECTS INC. AND IS FURNISHED IN CONFIDENCE FOR THE LIMITED PURPOSE OF EVALUATION, BIDDING OR REVIEW. THIS DOCUMENT OR ITS CONTENTS MAY NOT BE USED FOR ANY OTHER PURPOSE AND MAY NOT BE REPRODUCED OR DISCLOSED TO OTHERS WITHOUT THE PRIOR WRITTEN CONSENT OF SVA ARCHITECTS INC. ALL RIGHTS RESERVED. © COPYRIGHT 2015.

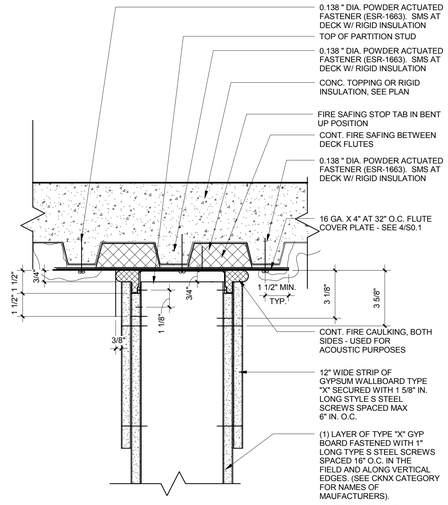

TOP OF WALL- NON BEARING-ACOUSTICAL 3" = 1'-0" **12**

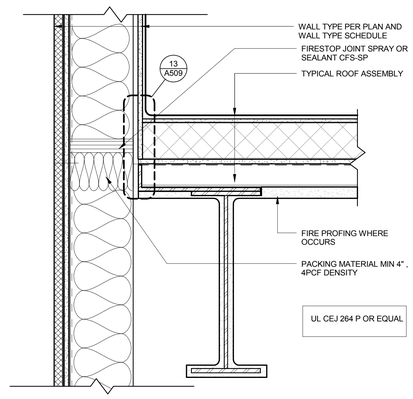

FIRESTOPPING @ROOF 1 1/2" = 1'-0" **9**

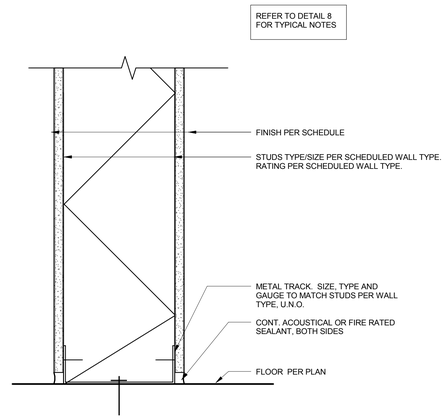

TYPICAL BOTTOM TRACK CONNECTION 3" = 1'-0" **6**

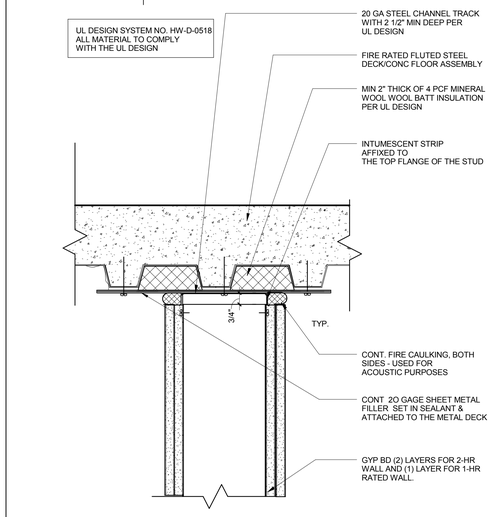

TYP TOP OF RATED WALL AT METAL STUD 3" = 1'-0" **3**

TYP. SHAFT WALL ATTACHEMENT @ROOF 3" = 1'-0" **11**

FIRESTOPPING @FLOORS 1 1/2" = 1'-0" **8**

TYP. SHAFT WALL ATTACHMENT1 3" = 1'-0" **5**

TYP PARTITION TOP ATTACHMENT AT BEAM1 3" = 1'-0" **2**

TYP TOP OF RATED WALL.MTL STUD @ ROOF 3" = 1'-0" **10**

FIRESTOPPING @WEST CURTAIN WALL 1 1/2" = 1'-0" **7**

FULL HEIGHT PARTITION1 3" = 1'-0" **4**

PARTIAL HEIGHT PARTITION2 3" = 1'-0" **1**

CALIFORNIA BAPTIST UNIVERSITY

EVENTS CENTER

8431 DIANA AVENUE, RIVERSIDE, CA

ISSUE FOR CONSTRUCTION 01-22-2016

LICENSED ARCHITECT ROBERT M. SIMONDS No. C-18301 Jan. 31, 2017 STATE OF CALIFORNIA

REVISIONS:

	DESCRIPTION	DATE

DATE ISSUED: 01/22/2016

SVA PROJECT NO: 2014-40129

SCALE: As indicated

SHEET NUMBER: A716

SHEET TITLE:

WALL FIRESTOPPING AND TOP OF THE WALL DETAILS

ARCHITECTS

3 MACARTHUR PLACE, SUITE 850 SANTA ANA, CA 92707

T 949.809.3380 WWW.SVA-ARCHITECTS.COM

THIS DOCUMENT CONTAINS INFORMATION PROPRIETARY TO SVA ARCHITECTS INC. AND IS FURNISHED IN CONFIDENCE FOR THE LIMITED PURPOSE OF EVALUATION, BIDDING OR REVIEW. THIS DOCUMENT OR ITS CONTENTS MAY NOT BE USED FOR ANY OTHER PURPOSE AND MAY NOT BE REPRODUCED OR DISCLOSED TO OTHERS WITHOUT THE PRIOR WRITTEN CONSENT OF SVA ARCHITECTS INC. ALL RIGHTS RESERVED, © COPYRIGHT 2015.

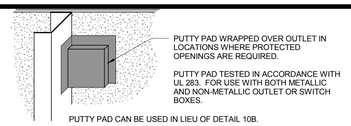

B. WALLS REQUIRED TO HAVE OPENING PROTECTION

A. WALLS NOT REQUIRED TO HAVE OPENING PROTECTION

NOTE:
SEE BUILDING PLANS (A-1X SERIES DWGS.) AND CODE COMPLIANCE BLDG. PLANS (1GEN-2.0 & 2GEN-2.0), FOR RATED WALL LOCATIONS

MEMBRANE PENETRATION- OUTLETE1 | 1 1/2" = 1'-0" | 4

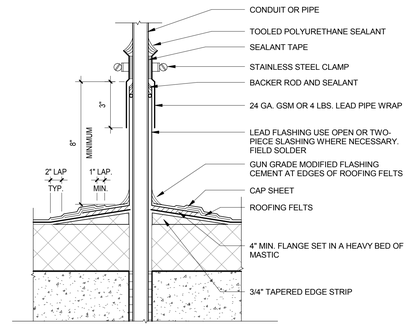

SEE DETAIL 9/- FOR FIRE RATING REQUIREMENTS

ROUND ROOF PENETRATION1 | 3" = 1'-0" | 3

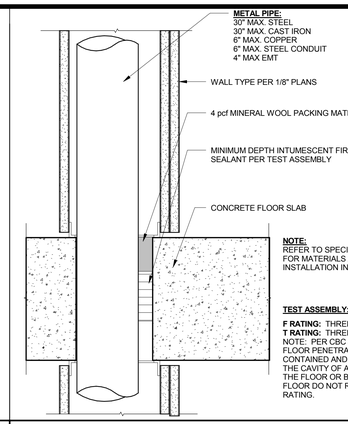

NOTE:
REFER TO SPECIFIED UL SYSTEM FOR MATERIALS AND COMPLETE INSTALLATION INFORMATION

TEST ASSEMBLY: UL #C-AJ-1425

F RATING: THREE HOUR
T RATING: THREE HOUR;
NOTE: PER CBC 714.4.1.1.2 EXC. 1: FLOOR PENETRATIONS CONTAINED AND LOCATED WITHIN THE CAVITY OF A WALL ABOVE THE FLOOR OR BELOW THE FLOOR DO NOT REQUIRE A T-RATING.

THROUGH PENETRATION - METAL PIPE1 | 3" = 1'-0" | 2

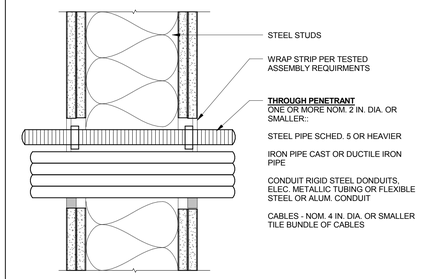

NOTE:
REFER TO SPECIFIED UL SYSTEM FOR MATERIALS AND COMPLETE INSTALLATION INFORMATION. THE F RATING OF THE FIRESTOP SYSTEM IS EQUAL TO THE HOURLY FIRE RATING OF THE WALL ASSEMBLY IN WHICH IT IS INSTALLED, TYP.

TEST ASSEMBLY: UL #W-L-8056

F RATING: 1-HR. AND 2-HR.

THROUGH PENETRATION- MULT. TYPES1 | 3" = 1'-0" | 1

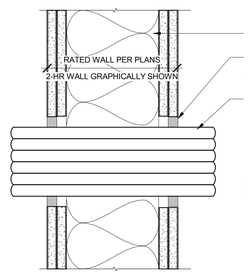

NOTE:
REFER TO SPECIFIED UL SYSTEM FOR MATERIALS AND COMPLETE INSTALLATION INFORMATION. THE F RATING OF THE FIRESTOP SYSTEM IS EQUAL TO THE HOURLY FIRE RATING OF THE WALL ASSEMBLY IN WHICH IT IS INSTALLED, TYP.

TEST ASSEMBLY: UL #W-L-3076

F RATING: 1-HR. AND 2-HR.

THROUGH PENETRATION-MULT. CABLE1 | 3" = 1'-0" | 8

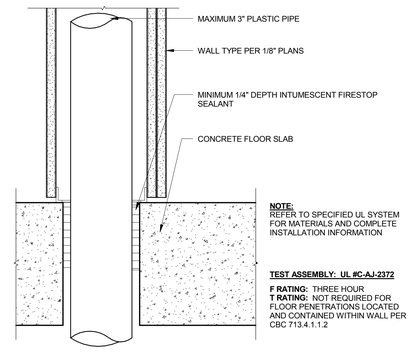

NOTE:
REFER TO SPECIFIED UL SYSTEM FOR MATERIALS AND COMPLETE INSTALLATION INFORMATION

TEST ASSEMBLY: UL #C-AJ-2372

F RATING: THREE HOUR
T RATING: NOT REQUIRED FOR FLOOR PENETRATIONS LOCATED AND CONTAINED WITHIN WALL PER CBC 713.4.1.1.2

THROUGH PENETRATION- PLASTIC PIPE1 | 3" = 1'-0" | 7

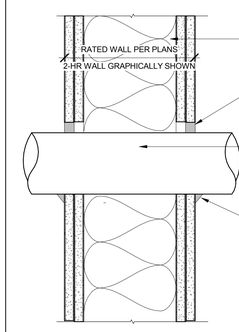

NOTE:
REFER TO SPECIFIED UL SYSTEM FOR MATERIALS AND COMPLETE INSTALLATION INFORMATION. THE F RATING OF THE FIRESTOP SYSTEM IS EQUAL TO THE HOURLY FIRE RATING OF THE WALL ASSEMBLY IN WHICH IT IS INSTALLED, TYP.

TEST ASSEMBLY: UL #W-L-1054

F RATING: 1-HR. AND 2-HR.

THROUGH PENETRATION- METAL1 | 3" = 1'-0" | 6

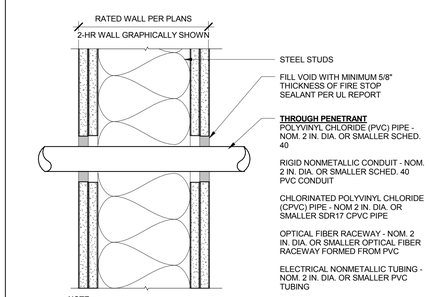

NOTE:
REFER TO SPECIFIED UL SYSTEM FOR MATERIALS AND COMPLETE INSTALLATION INFORMATION. THE F RATING OF THE FIRESTOP SYSTEM IS EQUAL TO THE HOURLY FIRE RATING OF THE WALL ASSEMBLY IN WHICH IT IS INSTALLED, TYP.

TEST ASSEMBLY: UL #W-L-2093

F RATING: 1-HR. AND 2-HR.

THROUGH PENETRATION- NONMETALLIC1 | 3" = 1'-0" | 5

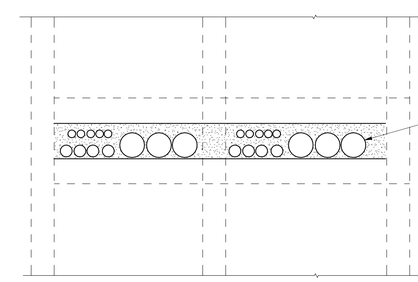

ELEVATION **SECTION**

NOTE:
REFER TO SPECIFIED UL SYSTEM FOR MATERIALS AND COMPLETE INSTALLATION INFORMATION. THE F RATING OF THE FIRESTOP SYSTEM IS EQUAL TO THE HOURLY FIRE RATING OF THE WALL ASSEMBLY IN WHICH IT IS INSTALLED, TYP.

TEST ASSEMBLY: UL #W-L-1299

F RATING: 1-HR. AND 2-HR.

THROUGH PENETRATIONS- MULTIPLE PIPE/CONDUIT TYPE1 | 3" = 1'-0" | 10

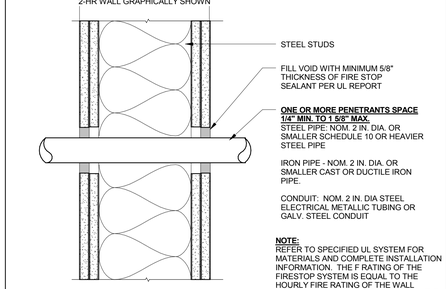

NOTE:
REFER TO SPECIFIED UL SYSTEM FOR MATERIALS AND COMPLETE INSTALLATION INFORMATION. THE F RATING OF THE FIRESTOP SYSTEM IS EQUAL TO THE HOURLY FIRE RATING OF THE WALL ASSEMBLY IN WHICH IT IS INSTALLED, TYP.

TEST ASSEMBLY: UL #W-L-1126

F RATING: 1-HR. AND 2-HR.

THROUGH PENETRATION- MULT. PIPE1 | 3" = 1'-0" | 12

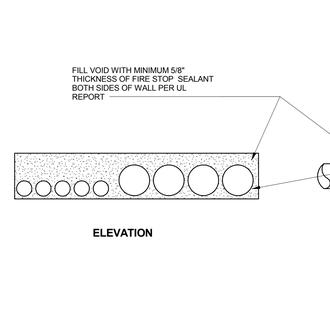

ELEVATION **SECTION**

NOTE:
REFER TO SPECIFIED UL SYSTEM FOR MATERIALS AND COMPLETE INSTALLATION INFORMATION. THE F RATING OF THE FIRESTOP SYSTEM IS EQUAL TO THE HOURLY FIRE RATING OF THE WALL ASSEMBLY IN WHICH IT IS INSTALLED, TYP.

TEST ASSEMBLY: UL #C-AJ-1228

F RATING: 1-HR. AND 2-HR.

THROUGH PENETRATION- MULTIPLE PIPE/CONDUIT TYPES1 | 3" = 1'-0" | 9

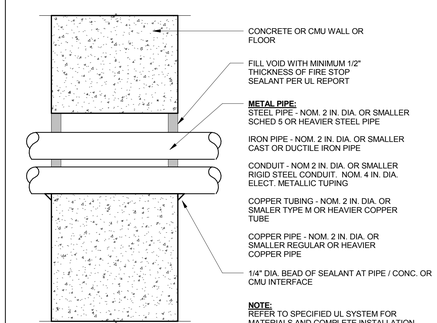

NOTE:
REFER TO SPECIFIED UL SYSTEM FOR MATERIALS AND COMPLETE INSTALLATION INFORMATION. THE F RATING OF THE FIRESTOP SYSTEM IS EQUAL TO THE HOURLY FIRE RATING OF THE WALL ASSEMBLY IN WHICH IT IS INSTALLED, TYP.

TEST ASSEMBLY: UL #C-AJ-1316

F RATING: 3-HOUR FLOOR OR WALL

THROUGH PENETRATION -MULTI.1 | 3" = 1'-0" | 11

CALIFORNIA BAPTIST UNIVERSITY

EVENTS CENTER

8431 DIANA AVENUE, RIVERSIDE, CA

ISSUE FOR CONSTRUCTION 01-22-2016

LICENSED ARCHITECT ROBERT M. SIMONS No. C-18501 Jan. 31, 2017 STATE OF CALIFORNIA

REVISIONS:

	DESCRIPTION	DATE
1		
2		
3		
4		
5		
6		
7		
8		
9		
10		
11		

DATE ISSUED: 01/22/2016

SVA PROJECT NO: 2014-40129

SCALE: As indicated

SHEET NUMBER: A719

SHEET TITLE:

WALL PENETRATION DETAILS

ARCHITECTS

3 MACARTHUR PLACE, SUITE 850 SANTA ANA, CA 92707
T 949.809.3380 WWW.SVA-ARCHITECTS.COM

THIS DOCUMENT CONTAINS INFORMATION PROPRIETARY TO SVA ARCHITECTS INC. AND IS FURNISHED IN CONFIDENCE FOR THE LIMITED PURPOSE OF EVALUATION, BIDDING OR REVIEW. THIS DOCUMENT OR ITS CONTENTS MAY NOT BE USED FOR ANY OTHER PURPOSE AND MAY NOT BE REPRODUCED OR DISCLOSED TO OTHERS WITHOUT THE PRIOR WRITTEN CONSENT OF SVA ARCHITECTS INC. ALL RIGHTS RESERVED. © COPYRIGHT 2015.

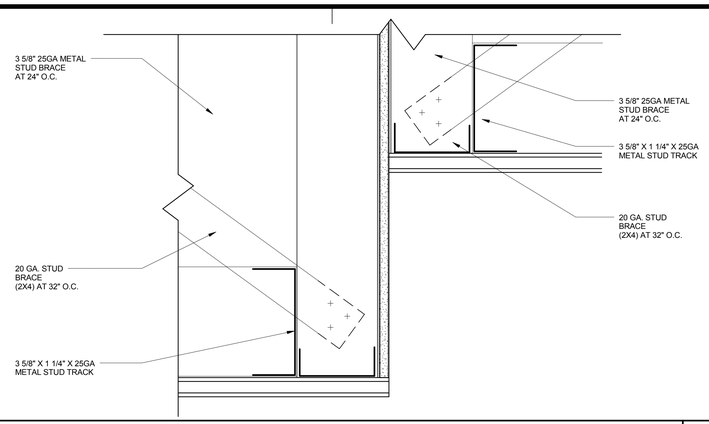

CEILING TRANSITION | 3" = 1'-0" | 16

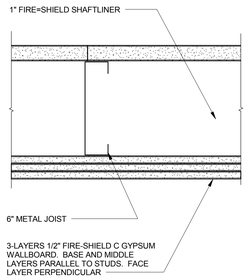

BASIS OF DESIGN: USG 2-HOUR RATED GYPSUM HORIZONTAL WALLBOARD ASSEMBLY PER WARNOCK HERSEY INTERTEC (WHI 694-0300.1)

2-HOUR RATED CEILING | 3" = 1'-0" | 12

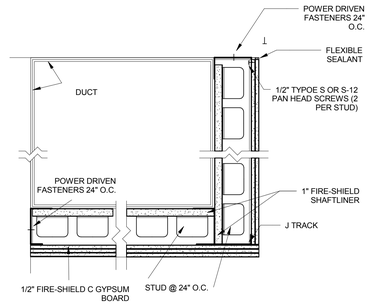

2-HR HORIZONTAL DUCT PROTECTION1 | 1 1/2" = 1'-0" | 8

CEILING DETAILS COMPLYING WITH ESR 1308 MAY BE SUBSTITUTED IF APPLICABLE

1. Heavy Duty Main (7501) and Cross Runners required per A802.
2. BERC-2 clips required per 4PSF rating and Seismic Design Category D, E and F.
3. Anchors to be submitted.
4. Trim at OHSC to be installed 1" from vertical suports and piping.

CEILING DETAILS COMPLYING WITH ESR 1

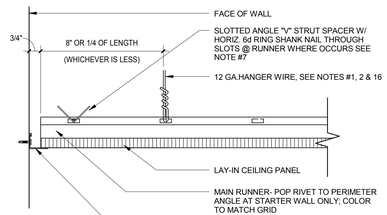

CEILING PERIMETER AT FREE WALL1 | 3" = 1'-0" | 19

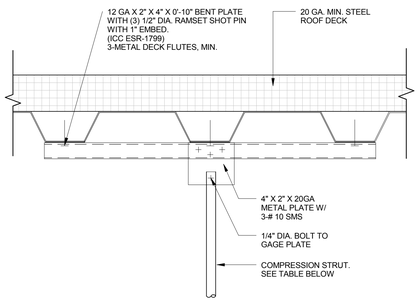

COMPRESSION STRUT @ STEEL DECK1 | 3" = 1'-0" | 15

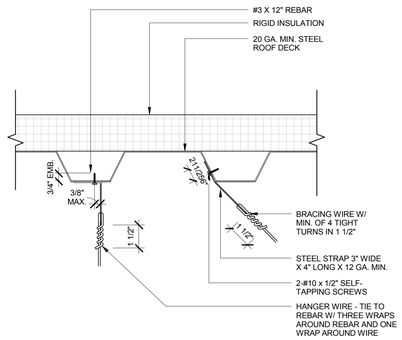

WIRES @ STEEL DECK1 | 3" = 1'-0" | 11

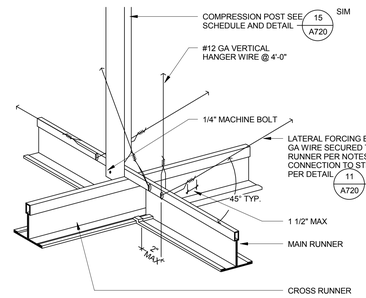

CEILING SPAY WIRE BRACING DETAIL1 | 1 1/2" = 1'-0" | 7

SUSPENDED LAY-IN CEILING NOTES:
(FOR CEILING SYSTEMS WHOSE TOTAL WEIGHT, INCLUDING AIR CONDITIONING/HEATING GRILLS AND LIGHT FIXTURES, DOES NOT EXCEED 4 PSF)

1. #12 GA. (MIN.) HANGER WIRES SHALL BE 0.106 INCHES IN DIAMETER CONFORMING TO ASTM A641. # 12 GAGE WIRE SHALL BE SOFT ANNEALED, GALVANIZED STEEL WIRE WITH CLASS 1 COATING.

2. #12 GAGE HANGER WIRES MAY BE USED FOR UP TO AND INCLUDING 4'-0" X 4'-0" GRID SPACING AND SHALL BE ATTACHED TO MAIN RUNNERS.

3. PROVIDE 12 GA. HANGER WIRES AT THE ENDS OF ALL MAIN AND CROSS RUNNERS WITHIN 8" FROM THE SUPPORT OR WITHIN 1/4 OF THE LENGTH OF THE END TEE, WHICHEVER IS LEAST, FOR THE PERIMETER OF THE CEILING AREA. PERIMETER WIRES ARE NOT REQUIRED WHEN THE LENGTH OF THE END TEE IS EIGHT (8) INCHES OR LESS.

4. PROVIDE TRAPEZE OR OTHER SUPPLEMENTARY SUPPORT MEMBERS AT OBSTRUCTIONS TO TYPICAL HANGER SPACING. PROVIDE ADDITIONAL HANGERS, STRUTS OR BRACES AS REQUIRED AT ALL CEILING BREAKS, SOFFITS, OR DISCONTINUOUS AREAS. HANGER WIRES THAT ARE MORE THAN 1 (HORIZONTAL) IN 6 (VERTICAL) OUT OF PLUMB ARE TO HAVE COUNTER-SLOPING WIRES.

5. CEILING GRID MEMBERS SHALL BE ATTACHED TO TWO (2) ADJACENT WALLS PER CBC SECTION 1616A.1.20. CEILING GRID MEMBERS SHALL BE AT LEAST 3/4" CLEAR OF OTHER WALLS. IF WALLS RUN DIAGONALLY TO CEILING GRID MEMBERS, ONE END OF MAIN AND CROSS RUNNERS SHALL BE FREE, AND A MINIMUM OF 3/4" CLEAR OF WALL.

6. THE WIDTH OF THE PERIMETER SUPPORTING CLOSURE ANGLE SHALL BE NOT LESS THAN 2 INCHES.

7. AT THE PERIMETER OF THE CEILING AREA WHERE MAIN OR CROSS RUNNERS ARE NOT CONNECTED TO THE ADJACENT WALL, PROVIDE INTERCONNECTION BETWEEN RUNNERS AT THE FREE END TO PREVENT LATERAL SPREADING. A METAL STRUT OR A 16 GA WIRE WITH A POSITIVE MECHANICAL CONNECTION TO THE RUNNER MAY BE USED. WHERE THE PERPENDICULAR DISTANCE FROM THE WALL TO THE FIRST PARALLEL RUNNER IS 12" OR LESS, THIS INTERLOCK IS NOT REQUIRED.

8. EXPANSION JOINTS SHALL BE PROVIDED IN THE CEILING AT INTERSECTIONS OF CORRIDORS AND AT JUNCTIONS OF CORRIDORS WITH LOBBIES OR OTHER SIMILAR AREAS.

9. PROVIDE BRACING ASSEMBLIES CONSISTING OF A COMPRESSION STRUCT AND FOUR (4) #12 GA. SPLAYED BRACING WIRES ORIENTED 90° FROM EACH OTHER.

10. THE SPACING OF THE BRACING ASSEMBLIES SHALL BE AT 12'-0" X 12'-0" ON CENTER (PER DSA REQUIREMENTS FOR SCHOOL BUILDINGS PER IR 25-5). PROVIDE BRACING ASSEMBLIES AT LOCATIONS NOT MORE THAN 6'-0" FROM EACH PERIMETER WALL AND AT THE EDGE OF VERTICAL CEILING OFFSETS. THE MAXIMUM SLENDERNESS RATIO (kL/R) OF THE COMPRESSION STRUT IS 200 OR LESS.

11. THE SLOPE OF BRACING WIRES SHALL NOT EXCEED 45 DEGREES FROM THE PLANE OF THE CEILING AND WIRES SHALL BE TAUT. SPLICES IN WIRES ARE NOT PERMITTED WITHOUT SPECIAL DSA APPROVAL.

12. COMPRESSION STRUTS SHALL NOT BE MORE THAN 1 (HORIZONTAL) IN 6 (VERTICAL) OUT OF PLUMB.

13. SUSPENDED ACOUSICTAL CEILING SYSTEMS WITH A CEILING AREA OF 144 SQUARE FEET OR LESS, AND FIRE RATED SUSPENDED ACOUSTICAL CEILING SYSTEMS WITH A CEILING AREA OF 96 SQUARE FEET OR LESS, SURROUNDED BY WALLS WHICH CONNECT DIRECTLY TO THE STRUCTURE ABOVE OR WALLS INDEPENDENTLY BRACED ABOVE CEILING TO STRUCTURE ABOVE, DO NOT REQUIRE BRACING ASSEMBLIES WHEN ATTACHED TO TWO ADJACENT WALLS.

14. FOR CEILING AREAS EXCEEDING 2500 SQUARE FEET A SEISMIC SEPARATION JOINT SHALL BE PROVIDED TO DIVIDE THE CEILING INTO AREAS NOT EXCEEDING 2500 SQUARE FEET.

15. PENETRATIONS THROUGH THE CEILING FOR SPRINKLER HEADS AND OTHER SIMILAR DEVICES THAT ARE NOT INTEGRALLY TIRED TO THE CEILING SYSTEM IN THE LATERAL DIRECTION SHALL HAVE A (2) INCH OVERSIZED RING, SLEEVE OR ADAPTER TO ALLOW FREE MOVEMENT OF (1) INCH IN ALL HORIZONTAL DIRECTIONS.

16. FASTEN #12 HANGER WIRES WITH NOT LESS THAN THREE (3) TIGHT TURNS. FASTEN #12 BRACING WIRES WITH FOUR (4) TIGHT TURNS. MAKE ALL TIGHT TURNS WITHIN A DISTANCE OF 1-1/2 INCHES. HANGER OR BRACING WIRE ANCHORS TO THE STRUCTURE SHOULD BE INSTALLED IN SUCH A MANNER THAT THE DIRECTION OF THE ANCHOR ALIGNS AS CLOSELY AS POSSIBLE WITH THE DIRECTION OF THE WIRE.

NOTE: WIRE TURNS MADE BY MACHINE WHERE BOTH STRANDS HAVE BEEN DEFORMED OR BENT IN WRAPPING CAN WAIVE THE 1-1/2" REQUIREMENT, BUT THE NUMBER OF TURNS SHOULD BE MAINTAINED, AND BE AS TIGHT AS POSSIBLE.

17. SEPARATE ALL CEILING HANGING AND BRACING WIRES AT LEAST SIX (6) INCHES FROM ALL UNBRACED DUCTS, PIPES, CONDUIT, ETC.

18. WHEN DRILL-IN CONCRETE ANCHORS OR SHOT-IN ANCHORS ARE USED IN REINFORCED CONCRETE FOR HANGER WIRES, 1 OUT OF 10 MUST BE FIELD TESTED FOR 200 POUNDS OF TENSION. WHEN DRILLED-IN CONCRETE ANCHORS ARE USED FOR BRACING WIRES, 1 OUT OF 2 MUST BE FIELD TESTED FOR 440 LBS. OF TENSION. SHOT-IN ANCHORS IN CONCRETE ARE NOT PERMITTED FOR BRACING WIRES.

NOTE: DRILLED-IN OR SHOT-IN ANCHORS REQUIRE SPECIAL DSA APPROVAL PRIOR TO USE IN PRESTRESSED CONCRETE.

19. ATTACH ALL LIGHT FIXTURES AND CEILING MOUNTED AIR TERMINALS TO THE CEILING GRID RUNNERS TO RESIST A HORIZONTAL FORCE EQUAL TO THE WEIGHT OF THE FIXTURES. SCREWS OR APPROVED FASTENERS ARE REQUIRED (USE TWO #8 SELF-TAPPING TEK SCREWS AT EACH END, OR APPROVED EQUAL).

20. FLUSH OR RECESSED LIGHT FIXTURES, WEIGHT LESS THAN 56 LBS, AND MECHANICAL TERMINALS AND SERVICES WIEGHT LESS THAN 20 LBS., MAY BE SUPPORTED DIRECTLY ON THE RUNNERS OF A HEAVY DUTY GRID SYSTEM BUT, IN ADDITION, THEY MUST HAVE A MINIMUM OF TWO (2) #12 GA. SLACK SAFETY WIRES ATTACHED TO THE FIXTURE AT DIAGONAL CORNERS AND ANCHORED TO THE STRUCTURE ABOVE. ALL 4'-0" X 4'-0" LIGHT FIXTURES MUST HAVE SLACK SAFETY WIRES AT EACH CORNER.

ALL FLUSH OR RECESSED LIGHT FIXTURES WEIGHING 56 LBS. OR MORE AND MECHANICAL TERMINALS AND SERVICES, WEIGHING 20 LBS. ORE MORE, MUST BE INDEPENDENTLY SUPPORTED BY NOT LESS THAN FOUR (4) TAUT #12 GA. WIRES EACH ATTACHED TO THE FIXTURE AND TO THE STRUCTURE ABOVE. THESE WIRES, INCLUDING THEIR ATTACHMENT TO THE STRUCTURE ABOVE, MUST BE CAPABLE OF SUPPORTING FOUR (4) TIMES THE WEIGHT OF THE UNIT.

21. SUPPORT SURFACE-MOUNTED LIGHT FIXTURES BY AT LEAST TWO POSITIVE DEVICES WHICH SURROUND THE CIELING RUNNER AND WHICH ARE SUPPORTED FROM THE STRUCTURE ABOVE BY A # 12 GAGE WIRE. SPRING CLIPS OR CLAMPS THAT CONNECT ONLY TO THE RUNNER ARE NOT ACCEPTABLE. PROVIDE ADDITIONAL SUPPORTS WHEN LIGHT FIXTURES ARE 8 FT OR LONGER. MAXIMUM SPACING BETWEEN SUPPORTS SHALL NOT EXCEED 8 FT.

22. SUPPORT PENDANT MOUNTED LIGHT FIXTURES DIRECTLY FROM THE STRUCTURE ABOVE WITH HANGER WIRES OR CABLES PASSING THROUGH EACH PENDANT HANGER AND CAPABLE OF SUPPORTING TWO (2) TIMES THE WEIGHT OF THE FIXTURE. A BRACING ASSEMBLY IS REQUIRED WHERE THE PENDANT HANGER PENETRATES THE CEILING. SPECIAL DETAILS ARE REQUIRED TO ATTACH THE PENDANT HANGER TO THE BRACING ASSEMBLY TO TRANSMIT HORIZONTAL FORCE. IF THE PENDANT MOUNTED LIGHT FIXTURE IS DIRECTLY AND INDEPENDENTLY BRACED BELOW THE CEILING, I.E. AIRCRAFT CABLES TO WALLS, THEN BRACE ASSEMBLY IS NOT REUIRED ABOVE THE CEILING. SEE IR 16-9 FOR ADDITIONAL REQUIREMENTS FOR PENDANT MOUNTED FIXTURES.

23. THE CEILING GRID SYSTEM MUST BE RATED AS HEAVY DUTY AS DEFINED BY ASTM C635.

MANUF.	CLASSIFICATION	MAIN RUNNER	CROSS RUNNER
ARMSTRONG	HEAVY DUTY (HD)	PRELUDE 15/16" (7301)	XL7340/XL7328
CERTAINTEED	HEAVY DUTY (HD)	15/16" CLASSIC (CS1212-20)	CS2-12-12/CS4-12-12
CHICAGO METALLIC	HEAVY DUTY (HD)	15/16" SEISMIC 1200 (200.01H)	1210.01H/1202.01H
USG	HEAVY DUTY (HD)	DX (DX26)	DX (DX216/DX424)

CEILING NOTES (LAY-IN PANEL)1 | 1 1/2" = 1'-0" | 1

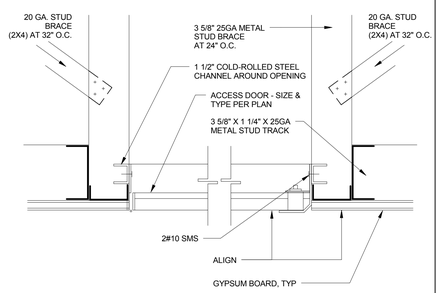

ATTIC ACCESS PANEL, TYP.1 | 1 1/2" = 1'-0" | 18

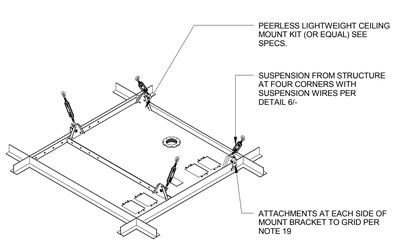

PROJECTOR CEILING MOUNT1 | 1 1/2" = 1'-0" | 14

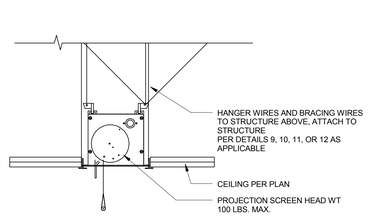

PROJECTION SCREEN1 | 1 1/2" = 1'-0" | 10

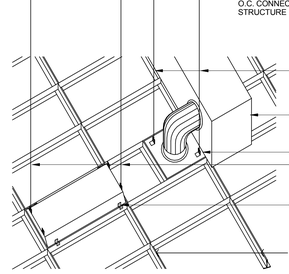

CEILING FIXTURE BRACING DETAIL1 | 1 1/2" = 1'-0" | 6

SUSPENDED GYPSUM BOARD CEILING SYSTEM PER CBC CHAPTER 25, CBC TABLE 25A-A AND DIVISION OF THE STATE ARCHITECT IR 25-2-13

1. VERTICAL HANGER WIRES ARE NO. 8 GAGE AND GALVANIZED. HOWEVER, IF CEILING IS NON-ACCESSIBLE, A NO. 12 GAGE WIRE MAY BE USED.

2. MAIN RUNNERS ARE 1 1/2" H.R. CHANNELS, 1.12#/FT MINIMUM

3. CROSS-FURRING MAY BE 7/8", 25 GAGE GALVANIZED HAT SECTIONS @ 24" MAX. O.C.

4. HANGERS SHOULD BE SADDLE-TIED AROUND MAIN RUNNERS TO DEVELOP THE FULL STRENGTH OF THE HANGERS.

5. CROSS-FURRING SHOULD BE SADDLE-TIED TO THE MAIN RUNNER WITH ONE STRANGE OF NO. 16 OR TWO STRANDS OF NO. 18 GAGE TIE WIRE.

6. MAIN RUNNERS SHOULD BE SPLICED BY LAPPING AND INTERLOCKING FLANGES 12" MIN. AND TYING NEAR EACH END WITH DOUBLE LOOPS OF NO. 16 GAGE WIRE.

7. CROSS-FURRING SHOULD BE SPLICED BY LAPPING AND INTERLOCKING THE PIECES 8" MIN. AND TYING NEAR EACH END WITH DOUBLE LOOPS OF NO. 16 GAGE WIRE.

8. LIGHT FIXTURES AND HVAC DIFFUSERS SHALL HAVE SUPPLEMENTARY SUPPORTS AS REQUIRED, SEE DETAIL 6 A720

CEILING NOTES (SUSPENDED GYP. BD)1 | 1 1/2" = 1'-0" | 13

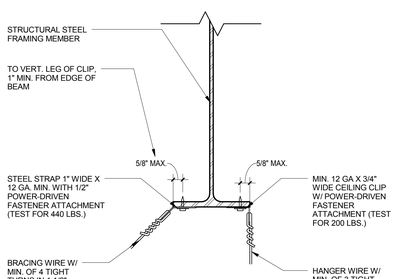

HANGER/BRACING WIRE @ STL BEAM1 | 3" = 1'-0" | 9

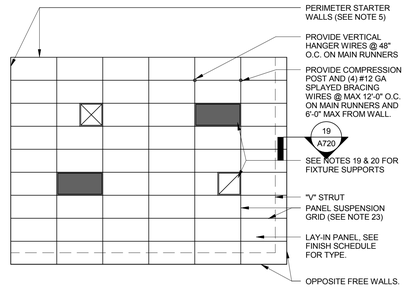

CEILING PLAN DETAIL, TYP.2 | 1 1/2" = 1'-0" | 5

CALIFORNIA BAPTIST UNIVERSITY
EVENTS CENTER
8431 DIANA AVENUE, RIVERSIDE, CA

ISSUE FOR CONSTRUCTION 01-22-2016

LICENSED ARCHITECT ROBERT M. SIMONS No. C-18501 Jan. 31, 2017 STATE OF CALIFORNIA

REVISIONS:

	DESCRIPTION	DATE
1		
2		
3		
4		
5		
6		
7		
8		
9		
10		
11		
12		
13		

DATE ISSUED: 01/22/2016
SVA PROJECT NO: 2014-40129
SCALE: As indicated
SHEET NUMBER: A720
SHEET TITLE:

SUSPENDED CEILINGS

h+k SVA ARCHITECTS
3 MACARTHUR PLACE, SUITE 850 SANTA ANA, CA 92707
T 949.809.3380 WWW.SVA-ARCHITECTS.COM

THIS DOCUMENT CONTAINS INFORMATION PROPRIETARY TO SVA ARCHITECTS INC., AND IS FURNISHED IN CONFIDENCE FOR THE LIMITED PURPOSE OF REVIEW BY THE RECIPIENT. REPRODUCTION OF THIS DOCUMENT IN WHOLE OR IN PART AND NOT BE USED FOR ANY OTHER PURPOSE AND MAY NOT BE REPRODUCED OR DISCLOSED TO OTHERS WITHOUT THE PRIOR WRITTEN CONSENT OF SVA ARCHITECTS INC. ALL RIGHTS RESERVED, © COPYRIGHT 2015.

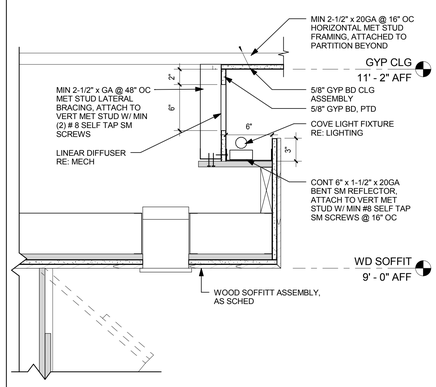

COVE LIGHT DETAIL @ LOCKERS 1 1/2" = 1'-0" **1**

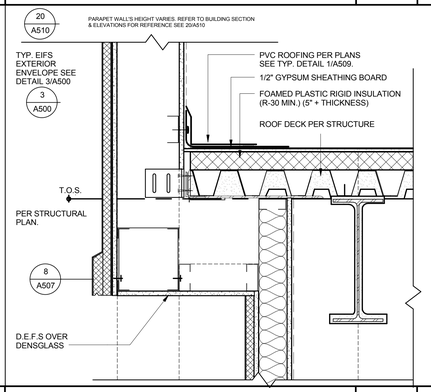

CEILING @CATWALK LEV. WEST ELEVATION 1 1/2" = 1'-0" **9**

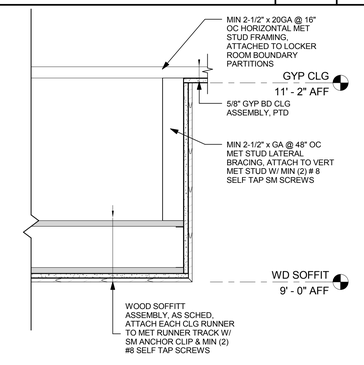

WOOD SOFFIT DETAIL - NO COVE 1 1/2" = 1'-0" **3**

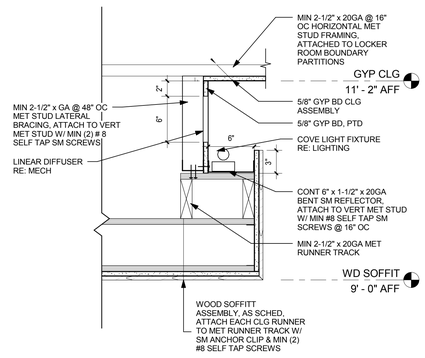

COVE DETAIL 1 1/2" = 1'-0" **2**

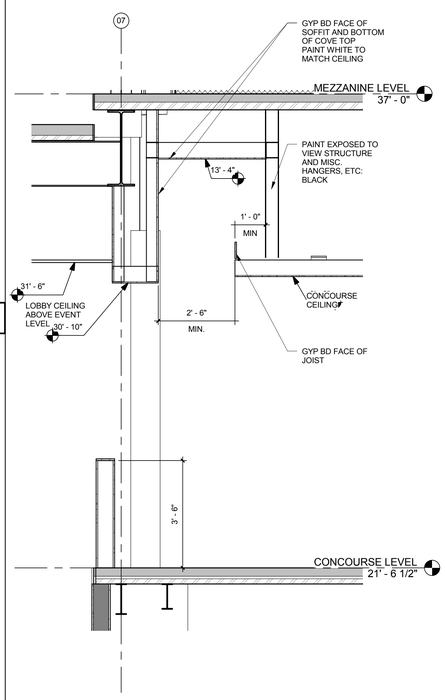

SECTION AT LOBBY SMOKE SLOT 1/2" = 1'-0" **8**

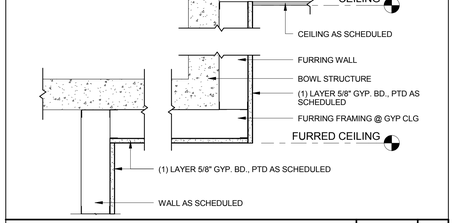

BOWL - CLG FURRING 1 1/2" = 1'-0" **4**

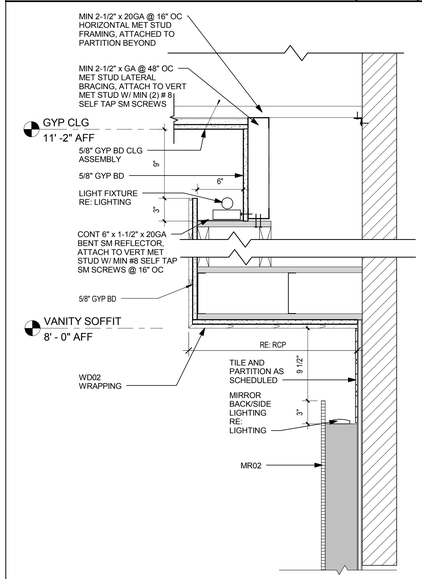

COVE LIGHT DETAIL @ RESTROOM 1 1/2" = 1'-0" **7**

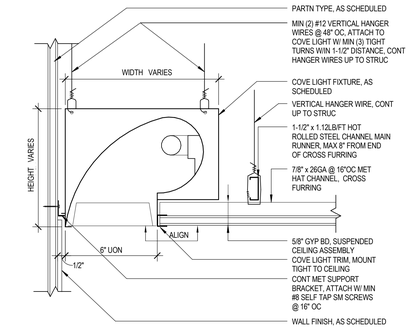

GYP BD CLG - WALL WASHER LIGHT DET 3" = 1'-0" **5**

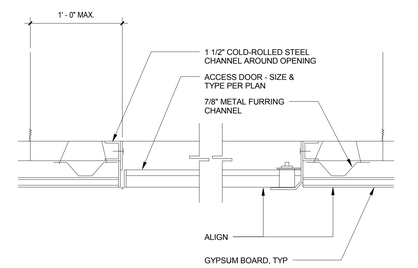

CEILING ACCESS PANEL, TYP.2 1 1/2" = 1'-0" **6**

CALIFORNIA BAPTIST UNIVERSITY
EVENTS CENTER
8431 DIANA AVENUE, RIVERSIDE, CA

ISSUE FOR CONSTRUCTION
01-22-2016

LICENSED ARCHITECT
ROBERT M. SIMONS
No. C-18301
Jan. 31, 2017
STATE OF CALIFORNIA

REVISIONS:

	DESCRIPTION	DATE

DATE ISSUED: 01/22/2016
SVA PROJECT NO: 2014-40129
SCALE: As indicated

SHEET NUMBER: A721
SHEET TITLE:

CEILING DETAILS

3 MACARTHUR PLACE, SUITE 850 SANTA ANA, CA 92707
T 949.809.3380 WWW.SVA-ARCHITECTS.COM

THIS DOCUMENT CONTAINS INFORMATION PROPRIETARY TO SVA ARCHITECTS INC. AND IS FURNISHED IN CONFIDENCE FOR THE LIMITED PURPOSE OF EVALUATION, BIDDING OR REVIEW. THIS DOCUMENT OR ITS CONTENTS MAY NOT BE USED FOR ANY OTHER PURPOSE AND MAY NOT BE REPRODUCED OR DISCLOSED TO OTHERS WITHOUT THE PRIOR WRITTEN CONSENT OF SVA ARCHITECTS INC. ALL RIGHTS RESERVED. © COPYRIGHT 2015.

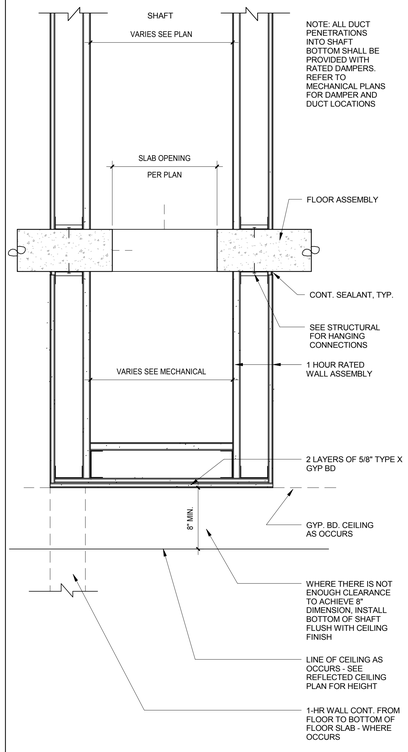

SHAFT BOTTOM AT CONC. 1 1/2" = 1'-0" **15**

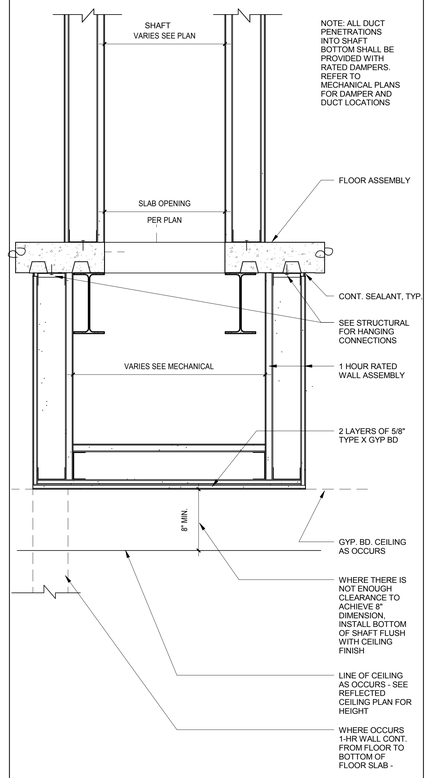

SHAFT BOTTOM AT STEEL DECK 1 1/2" = 1'-0" **11**

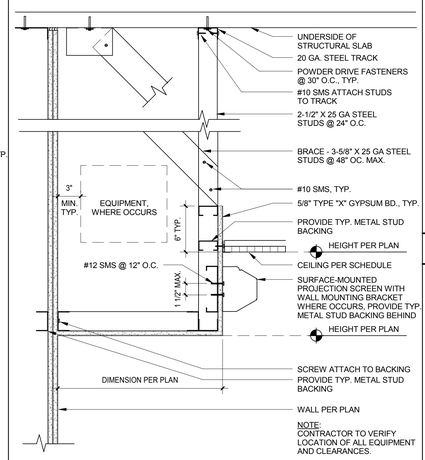

TYP. CLASSROOM SOFFIT 1 1/2" = 1'-0" **7**

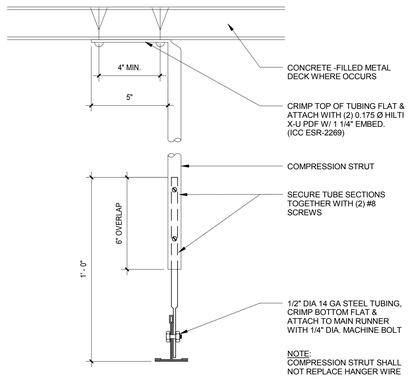

COMPRESSION STRUT @ GYP. BD. CLG 3" = 1'-0" **4**

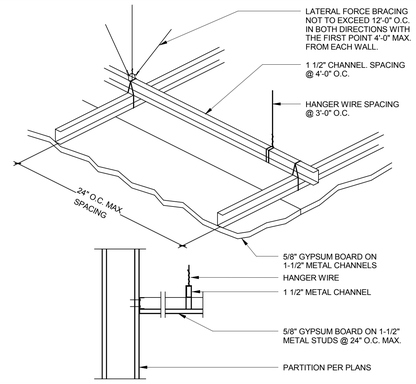

ALTERNATE GYP. BD. CEILING DETAIL1 1 1/2" = 1'-0" **3**

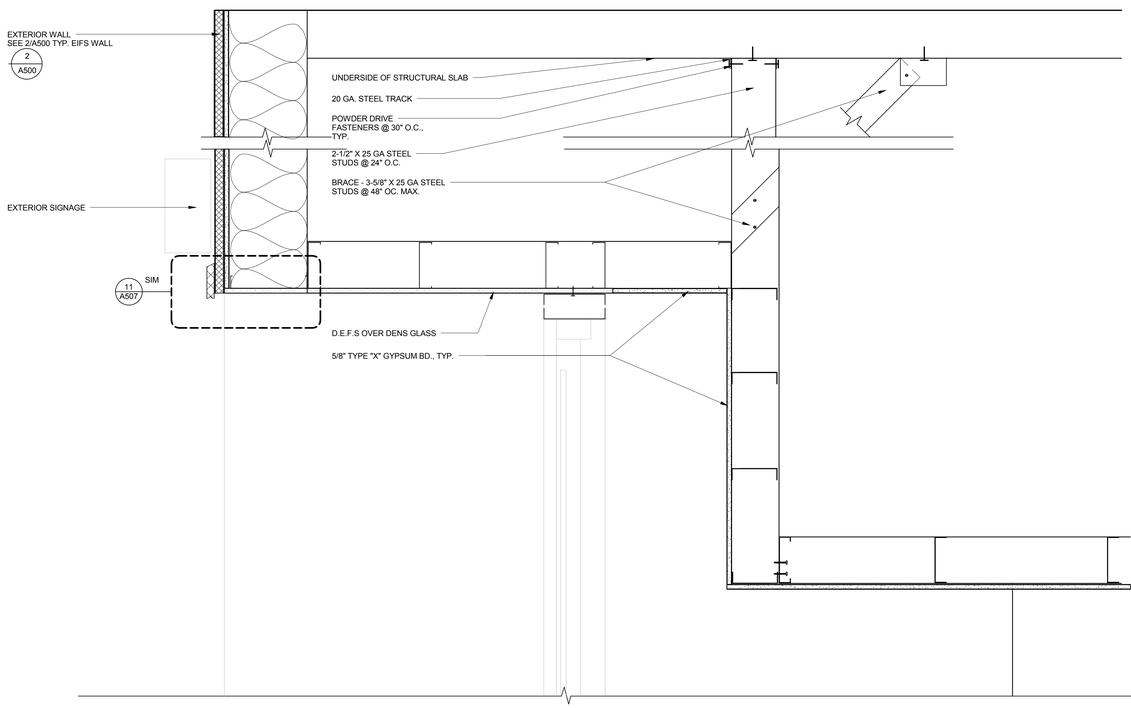

SOFFIT @ WEST ENTRY 1 1/2" = 1'-0" **18**

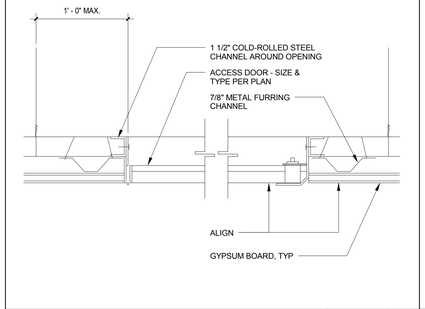

ABOVE CEILING ACCESS PANEL-TYPE 3 1 1/2" = 1'-0" **6**

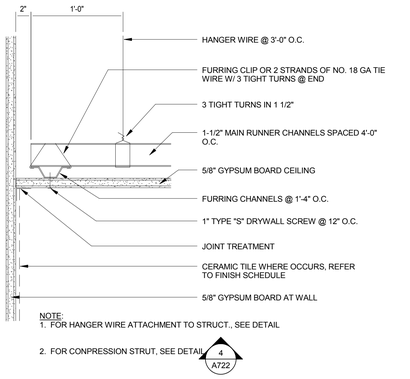

SUSP. GYP. BD. CEILING @ STUD WALL1 1 1/2" = 1'-0" **2**

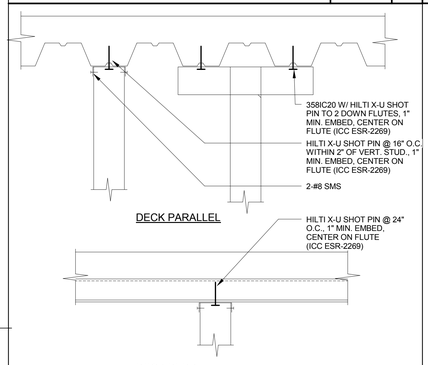

HANGING STUD CONNECTION1 1 1/2" = 1'-0" **5**

SUSPENDED GYPSUM BOARD CEILING SYSTEM PER CBC CHAPTER 25, CBC TABLE 25A-A AND DIVISION OF THE STATE ARCHITECT IR 25-3. 10 PSF MAX. DESIGN LOAD.
FOR TYPICAL ASSEMBLY DETAIL, SEE DETAIL 2/A722

1. VERTICAL HANGER WIRES ARE NO. 8 GAGE AND GALVANIZED. HOWEVER, IF CEILING IS NON-ACCESSIBLE, A NO. 12 GAGE WIRE MAY BE USED.

2. MAIN RUNNERS ARE 1 1/2" H.R. CHANNELS, 1.12#/FT MINIMUM

3. CROSS-FURRING MAY BE 7/8", 25 GAGE GALVANIZED HAT SECTIONS @ 24" MAX. O.C.

4. HANGERS SHOULD BE SADDLE-TIED AROUND MAIN RUNNERS TO DEVELOP THE FULL STRENGTH OF THE HANGERS.

5. CROSS-FURRING SHOULD BE SADDLE-TIED TO THE MAIN RUNNER WITH ONE STRANGE OF NO. 16 OR TWO STRANDS OF NO. 18 GAGE TIE WIRE.

6. MAIN RUNNERS SHOULD BE SPLICED BY LAPPING AND INTERLOCKING FLANGES 12" MIN. AND TYING NEAR EACH END WITH DOUBLE LOOPS OF NO. 16 GAGE WIRE.

7. CROSS-FURRING SHOULD BE SPLICED BY LAPPING AND INTERLOCKING THE PIECES 8" MIN. AND TYING NEAR EACH END WITH DOUBLE LOOPS OF NO. 16 GAGE WIRE.

8. LIGHT FIXTURES AND HVAC DIFFUSERS SHALL HAVE SUPPLEMENTARY SUPPORTS AS REQUIRED, SEE DETAIL

CEILING NOTES (SUSPENDED GYP. BD)2 1 1/2" = 1'-0" **1**

CALIFORNIA BAPTIST UNIVERSITY

EVENTS CENTER

8431 DIANA AVENUE, RIVERSIDE, CA

cbu

ISSUE FOR CONSTRUCTION 01-22-2016

LICENSED ARCHITECT ROBERT M. SIMONS No. C-18301 Jan. 31, 2017 STATE OF CALIFORNIA

REVISIONS:

	DESCRIPTION	DATE
1		
2		
3		
4		
5		
6		
7		
8		
9		
10		
11		
12		

DATE ISSUED: 01/22/2016

SVA PROJECT NO: 2014-40129

SCALE: As indicated

SHEET NUMBER: A722

SHEET TITLE:

SUSPENDED CEILINGS (GYP. BD) & MISC. CEILING DETAILS

ARCHITECTS

3 MACARTHUR PLACE, SUITE 850 SANTA ANA, CA 92707

T 949.809.3380 WWW.SVA-ARCHITECTS.COM

THIS DOCUMENT CONTAINS INFORMATION PROPRIETARY TO SVA ARCHITECTS INC. AND IS FURNISHED IN CONFIDENCE FOR THE LIMITED PURPOSE OF EVALUATION, BIDDING OR REVIEW. THIS DOCUMENT OR ITS CONTENTS MAY NOT BE USED FOR ANY OTHER PURPOSE AND MAY NOT BE REPRODUCED OR DISCLOSED TO OTHERS WITHOUT THE PRIOR WRITTEN CONSENT OF SVA ARCHITECTS INC. ALL RIGHTS RESERVED. © COPYRIGHT 2015.

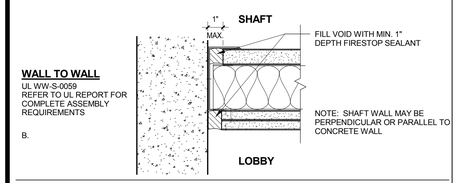

WALL TO WALL
UL WW-S-0059
REFER TO UL REPORT FOR COMPLETE ASSEMBLY REQUIREMENTS

B.

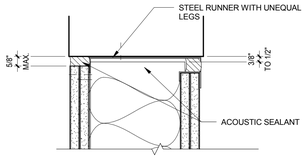

HEAD OF WALL
UL HW-D-0603
REFER TO UL REPORT FOR COMPLETE ASSEMBLY REQUIREMENTS

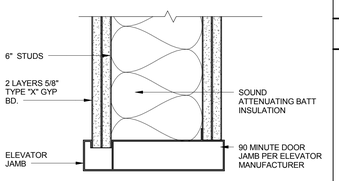

DOOR JAMB

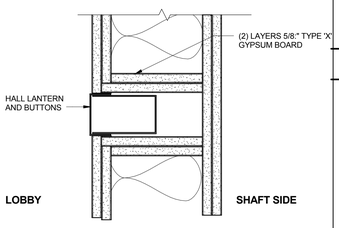

CALL BUTTONS / ELEVATOR BOX PENETRATIONS

A.

ELEVATOR WALL DETAIL — 3" = 1'-0" — 10

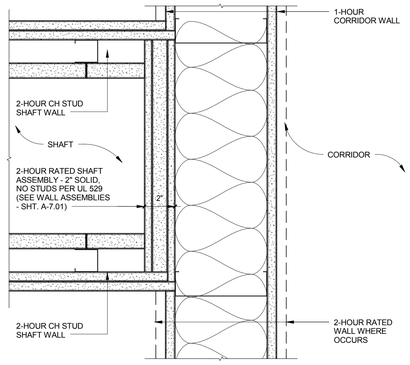

CORRIDOR SHAFT WALL TRANSITION — 3" = 1'-0" — 4

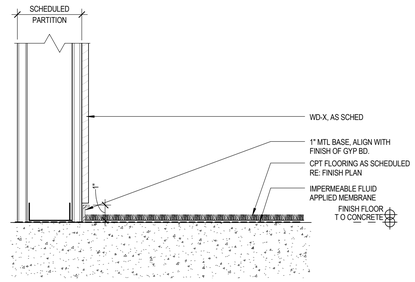

MTL WALL BASE - CPT FLOOR — 3" = 1'-0" — 3

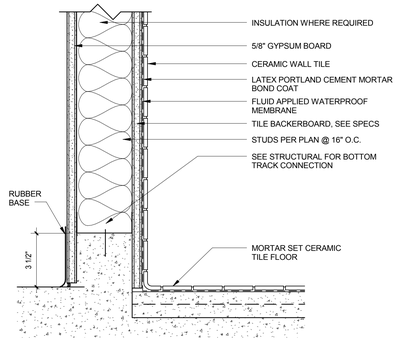

TILE WALL CURB — 3" = 1'-0" — 2

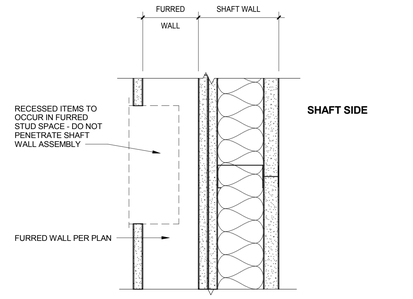

FURRED WALL AT 2-HR. SHAFT — 3" = 1'-0" — 1

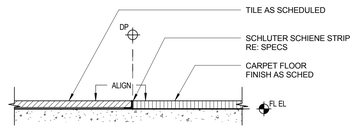

TILE-CARPET TRANSITION — 6" = 1'-0" — 5

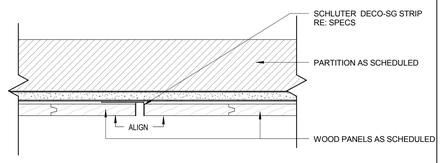

WD PANEL TRANSITION — 3" = 1'-0" — 9

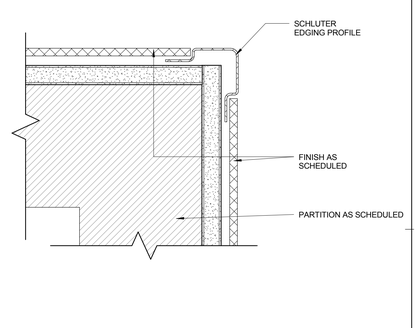

CORNER GUARD DETAIL — 6" = 1'-0" — 8

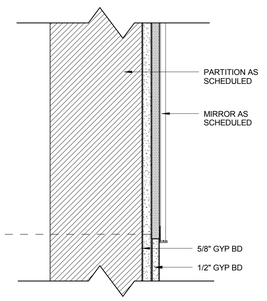

HORIZ. SECTION @ GYP — 3" = 1'-0" — 7

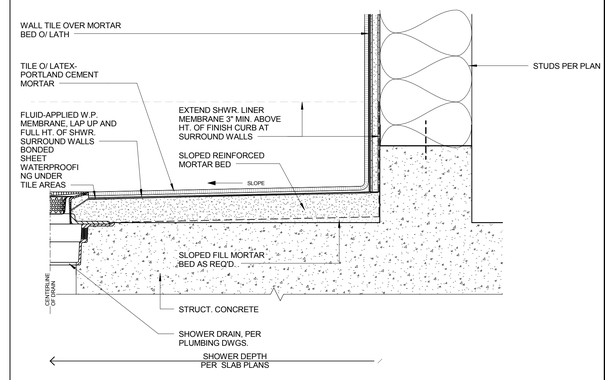

TILED BASE @ SHOWER STALL — 3" = 1'-0" — 6

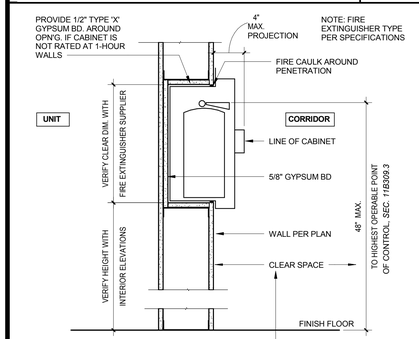

SEMIRECESSED FIRE EXTINGUISHER — 1 1/2" = 1'-0" — 16

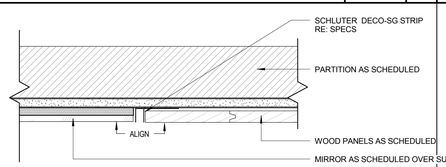

MR-WD TRANSITION — 3" = 1'-0" — 11

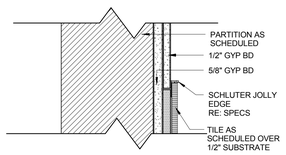

TILE TO GYP TRANSITION — 3" = 1'-0" — 15

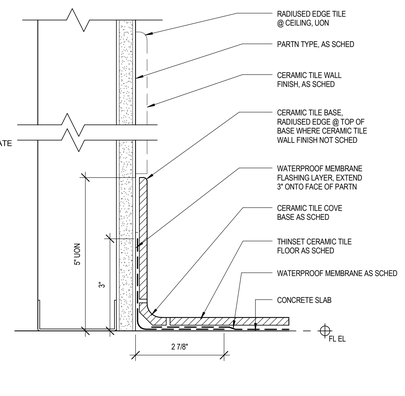

CERAMIC TILE BASE DETAIL — 6" = 1'-0" — 14

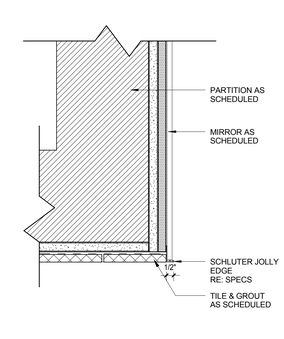

CORNER - MR @ TILE — 3" = 1'-0" — 13

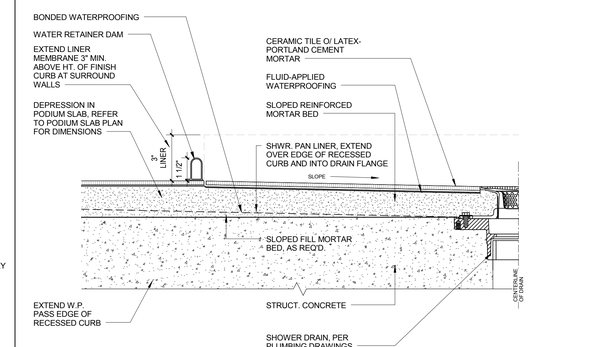

CURBLESS SHOWER EDGE @ ACCESSIBLE SHWRS. — 3" = 1'-0" — 12

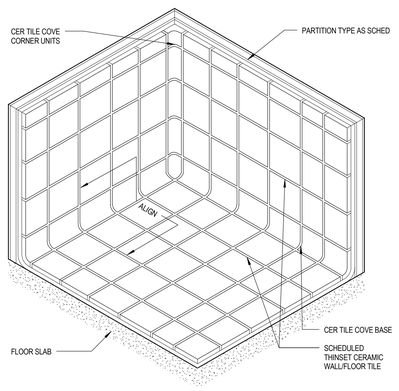

CERAMIC TILE LAYOUT DIAGRAM — 3" = 1'-0" — 22

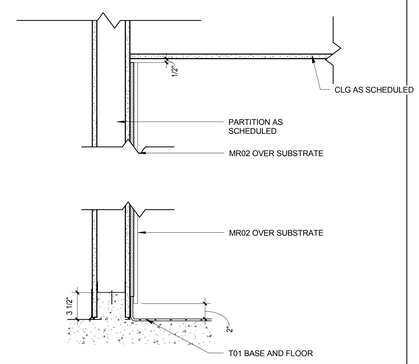

MIRROR VERTICAL SECTION — 1 1/2" = 1'-0" — 21

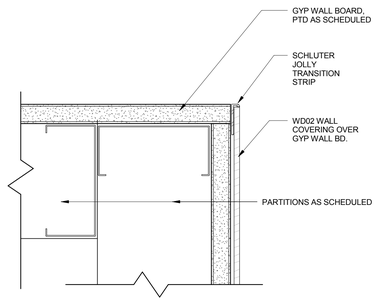

WOOD-GYP CORNER TRANSITION — 6" = 1'-0" — 20

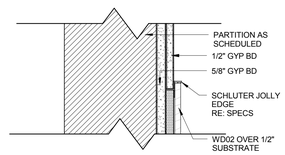

GYP SOFFIT @ WOOD — 3" = 1'-0" — 17

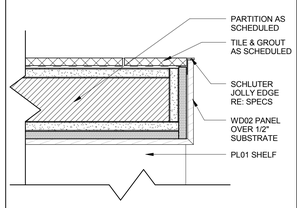

CORNER - WD @ TILE — 3" = 1'-0" — 19

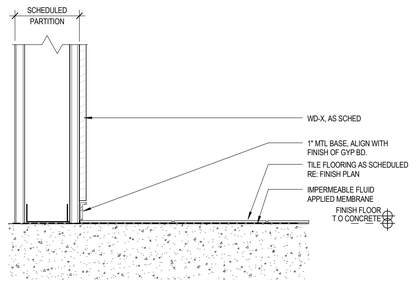

METAL WALL BASE - TILE FLOOR — 3" = 1'-0" — 18

CALIFORNIA BAPTIST UNIVERSITY
EVENTS CENTER
8431 DIANA AVENUE, RIVERSIDE, CA

ISSUE FOR CONSTRUCTION
01-22-2016

LICENSED ARCHITECT
ROBERT M. SIMONS
No. C-18501
Jan. 31, 2017
STATE OF CALIFORNIA

REVISIONS:

	DESCRIPTION	DATE

DATE ISSUED: 01/22/2016
SVA PROJECT NO: 2014-40129
SCALE: As indicated

SHEET NUMBER: A730
SHEET TITLE:

WALL AND FLOOR DETAILS

ARCHITECTS
3 MACARTHUR PLACE, SUITE 850 SANTA ANA, CA 92707
T 949.809.3380 WWW.SVA-ARCHITECTS.COM

THIS DOCUMENT CONTAINS INFORMATION PROPRIETARY TO SVA ARCHITECTS INC. AND IS FURNISHED IN CONFIDENCE FOR THE LIMITED PURPOSE OF EVALUATION, BIDDING OR REVIEW. THIS DOCUMENT OR ITS CONTENTS MAY NOT BE USED FOR ANY OTHER PURPOSE AND MAY NOT BE REPRODUCED OR DISCLOSED TO OTHERS WITHOUT THE PRIOR WRITTEN CONSENT OF SVA ARCHITECTS INC. ALL RIGHTS RESERVED, © COPYRIGHT 2015.

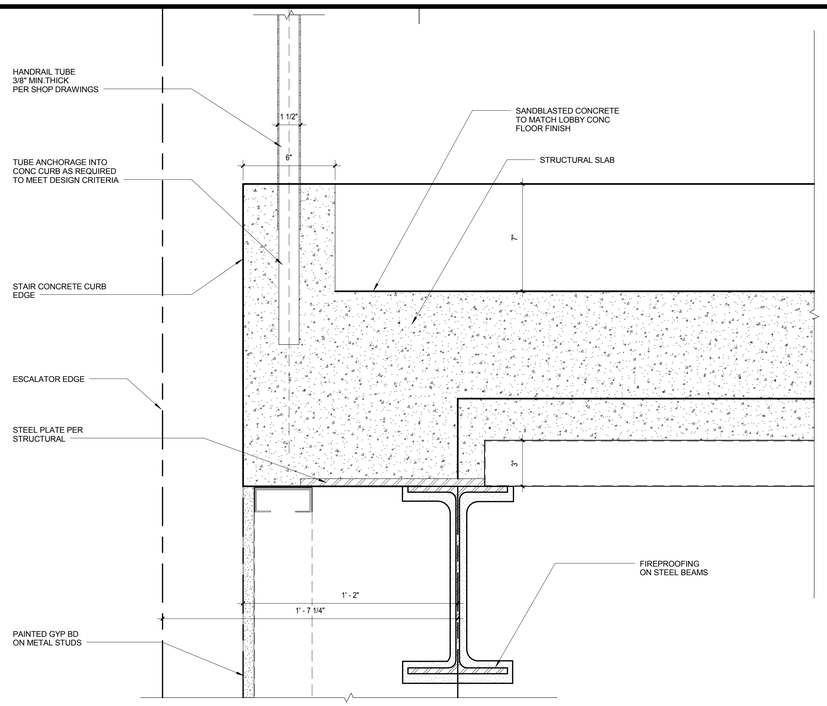

GRAND STAIR-TYP.CURB | 3" = 1'-0" | 12

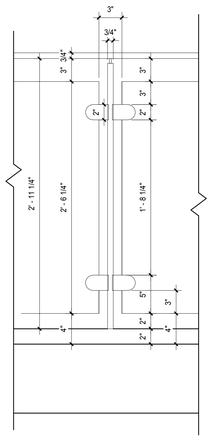

GRAND STAIR-RAILING(2) | 1 1/2" = 1'-0" | 6

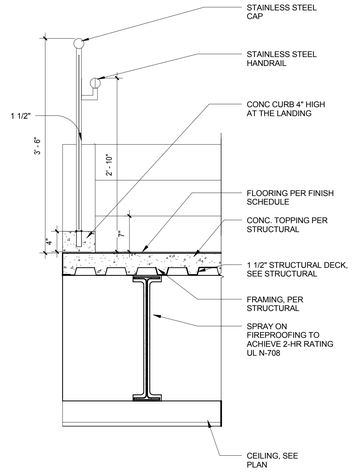

GRAND STAIR-LANDING | 1" = 1'-0" | 4

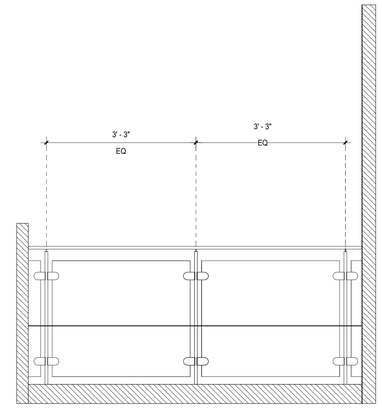

RAILING @BALCONY | 3/4" = 1'-0" | 3

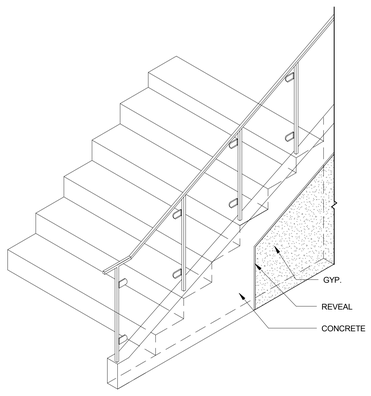

GRAND STAIR-ATTACHMENT | 1/2" = 1'-0" | 10

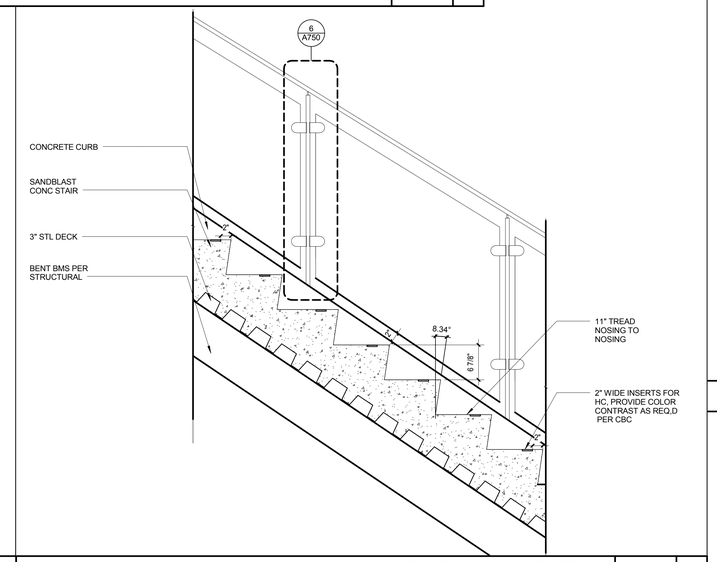

GRAND STAIR-RISE DETAIL | 1" = 1'-0" | 9

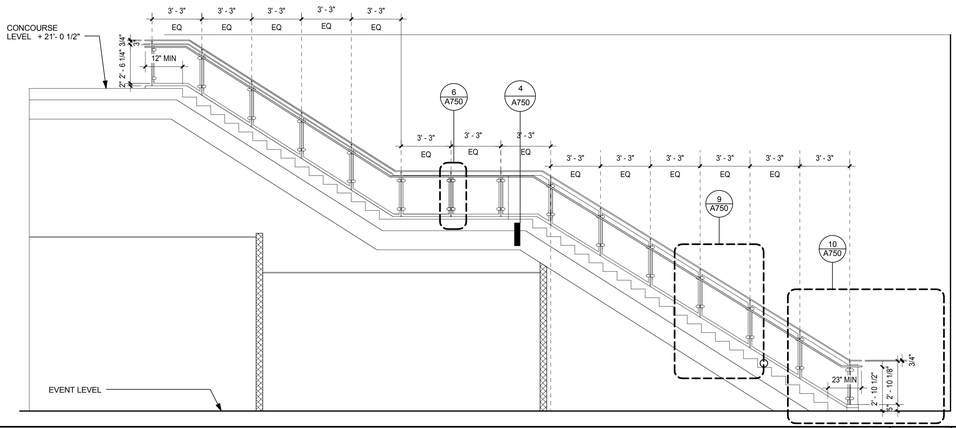

GRAND STAIR SECTION | 1/4" = 1'-0" | 8

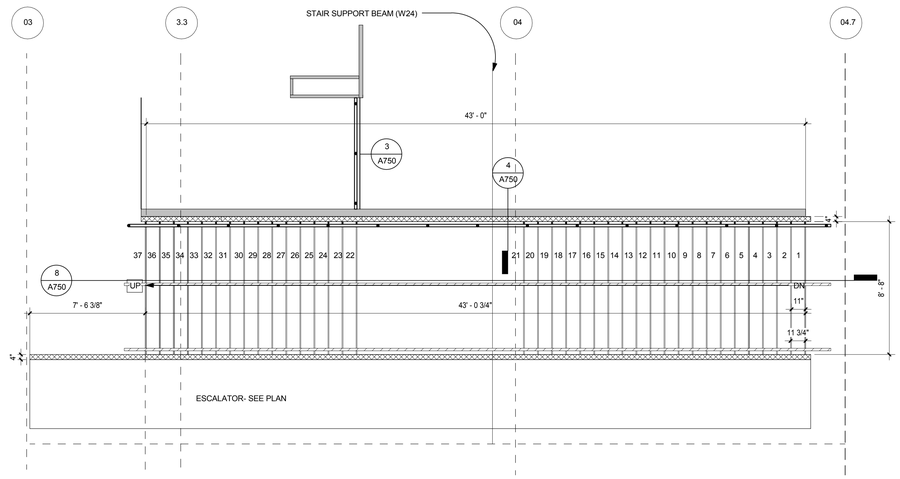

GRAND STAIR-SECTOR A-CONCOURSE LEVEL | 1/4" = 1'-0" | 2

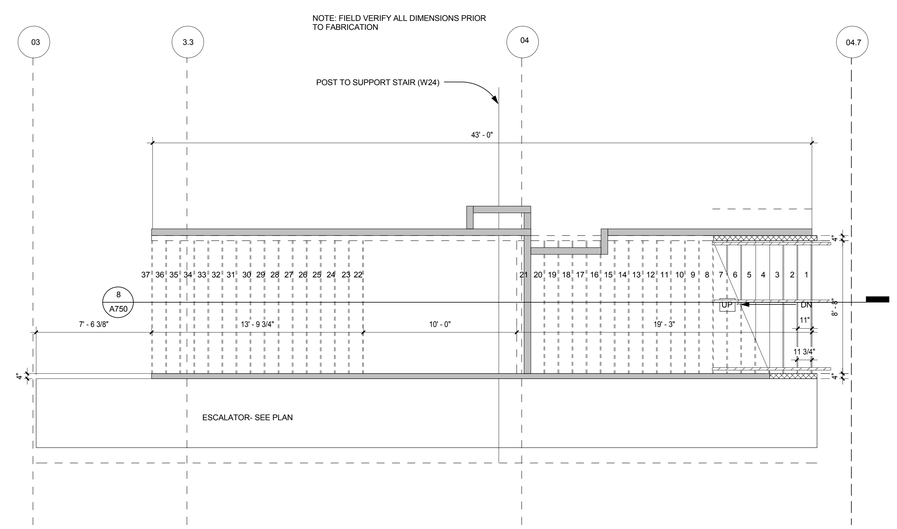

GRAND STAIR-SECTOR A-EVENT LEVEL | 1/4" = 1'-0" | 1

CALIFORNIA BAPTIST UNIVERSITY

EVENTS CENTER

8431 DIANA AVENUE, RIVERSIDE, CA

ISSUE FOR CONSTRUCTION 01-22-2016

LICENSED ARCHITECT
ROBERT M. SIMONS
No. C-13601
Jan. 31, 2017
STATE OF CALIFORNIA

REVISIONS:

	DESCRIPTION	DATE

DATE ISSUED: 01/22/2016

SVA PROJECT NO: 2014-40129

SCALE: As indicated

SHEET NUMBER: A750

SHEET TITLE:

LOBBY GRAND STAIR

h+k SVA ARCHITECTS

3 MACARTHUR PLACE, SUITE 850 SANTA ANA, CA 92707

T 949.809.3380 WWW.SVA-ARCHITECTS.COM

THIS DOCUMENT CONTAINS INFORMATION PROPRIETARY TO SVA ARCHITECTS INC. AND IS FURNISHED IN CONFIDENCE FOR THE LIMITED PURPOSE OF EVALUATION, BIDDING OR NEGOTIATION. THIS DOCUMENT OR ITS CONTENTS MAY NOT BE USED FOR ANY OTHER PURPOSE AND MAY NOT BE REPRODUCED OR DISCLOSED WITHOUT THE PRIOR WRITTEN CONSENT OF SVA ARCHITECTS INC. ALL RIGHTS RESERVED, © COPYRIGHT 2015.

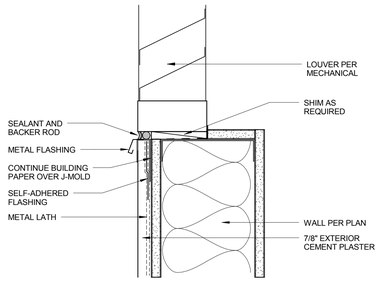

SILL - EXTERIOR LOUVER 3" = 1'-0" **20**

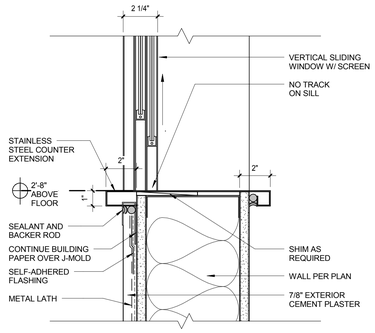

SILL - EXT. SERVICE (ALT.) 3" = 1'-0" **14**

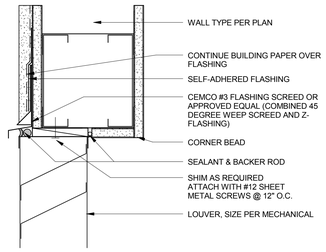

HEAD/JAMB - EXTERIOR LOUVER 3" = 1'-0" **19**

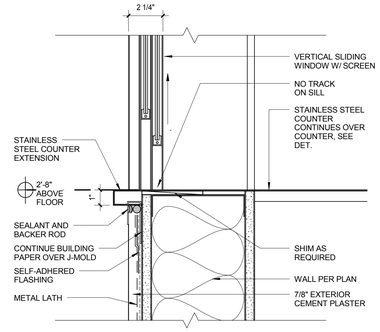

SILL - EXT. SERVICE WINDOW 3" = 1'-0" **13**

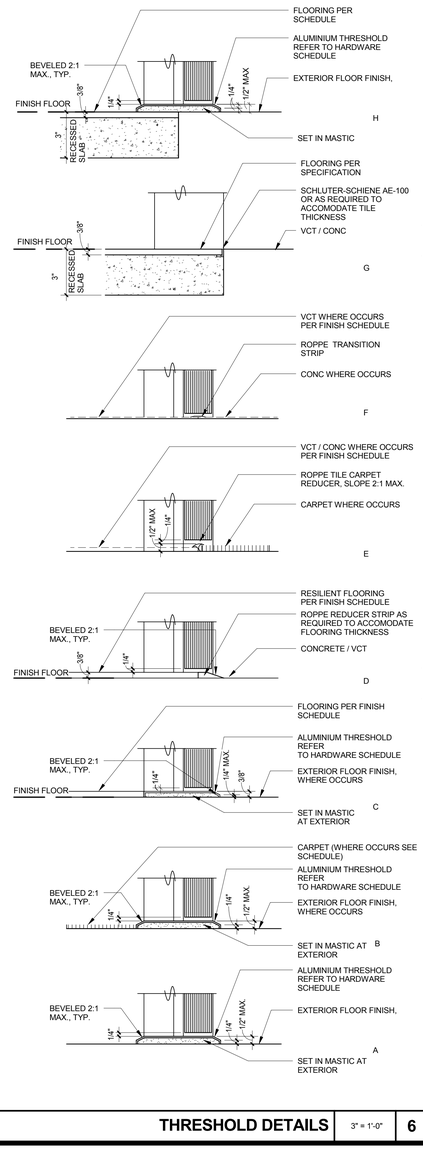

THRESHOLD DETAILS 3" = 1'-0" **6**

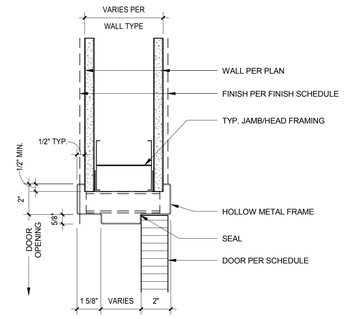

HM HEAD/JAMB FRAME @ INTERIOR 3" = 1'-0" **3**

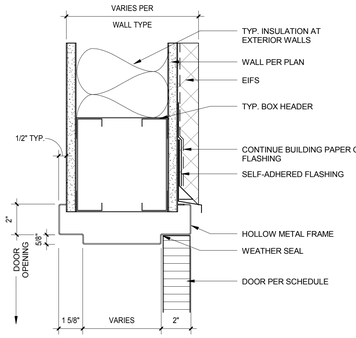

HOLLOW METAL HEAD @ EXTERIOR 3" = 1'-0" **2**

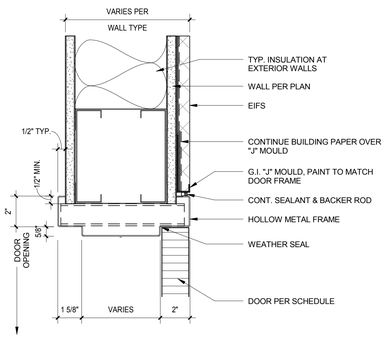

HOLLOW METAL JAMB @ EXTERIOR 3" = 1'-0" **1**

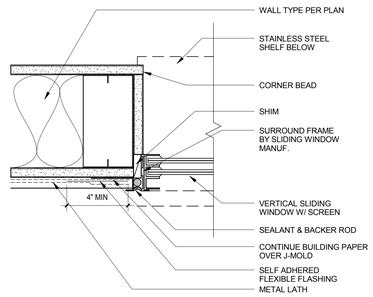

JAMB - EXT. SERVICE WINDOW 3" = 1'-0" **16**

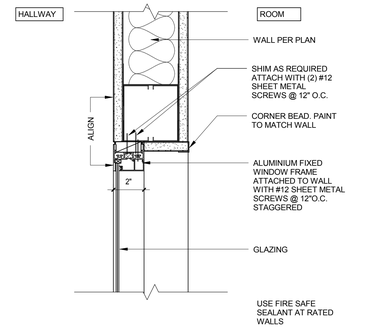

HEAD/JAMB(SIM) - INT. FIXED WINDOW 3" = 1'-0" **10**

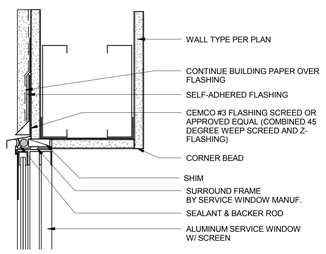

HEAD - EXT. SERVICE WINDOW 3" = 1'-0" **15**

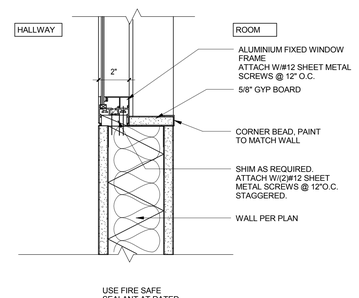

SILL - INT. FIXED WINDOW 3" = 1'-0" **9**

CALIFORNIA BAPTIST UNIVERSITY

EVENTS CENTER

8431 DIANA AVENUE, RIVERSIDE, CA

ISSUE FOR CONSTRUCTION 01-22-2016

LICENSED ARCHITECT ROBERT M. SIMONS No. C-18501 Jan. 31, 2017 STATE OF CALIFORNIA

REVISIONS:

	DESCRIPTION	DATE

DATE ISSUED: 01/22/2016

SVA PROJECT NO: 2014-40129

SCALE: 3" = 1'-0"

SHEET NUMBER: A770

SHEET TITLE:

DOOR & WINDOW DETAILS

ARCHITECTS

3 MACARTHUR PLACE, SUITE 850 SANTA ANA, CA 92707

T 949.809.3380 WWW.SVA-ARCHITECTS.COM

THIS DOCUMENT CONTAINS INFORMATION PROPRIETARY TO SVA ARCHITECTS INC. AND IS FURNISHED IN CONFIDENCE FOR THE LIMITED PURPOSE OF EVALUATION, BIDDING OR REVIEW. THIS DOCUMENT OR ITS CONTENTS MAY NOT BE USED FOR ANY OTHER PURPOSE AND MAY NOT BE REPRODUCED OR DISCLOSED TO OTHERS WITHOUT THE PRIOR WRITTEN CONSENT OF SVA ARCHITECTS INC. ALL RIGHTS RESERVED. © COPYRIGHT 2015.



CONCESSION-ROLLUP-GRILLE ELEVATION 1/2" = 1'-0" **5**

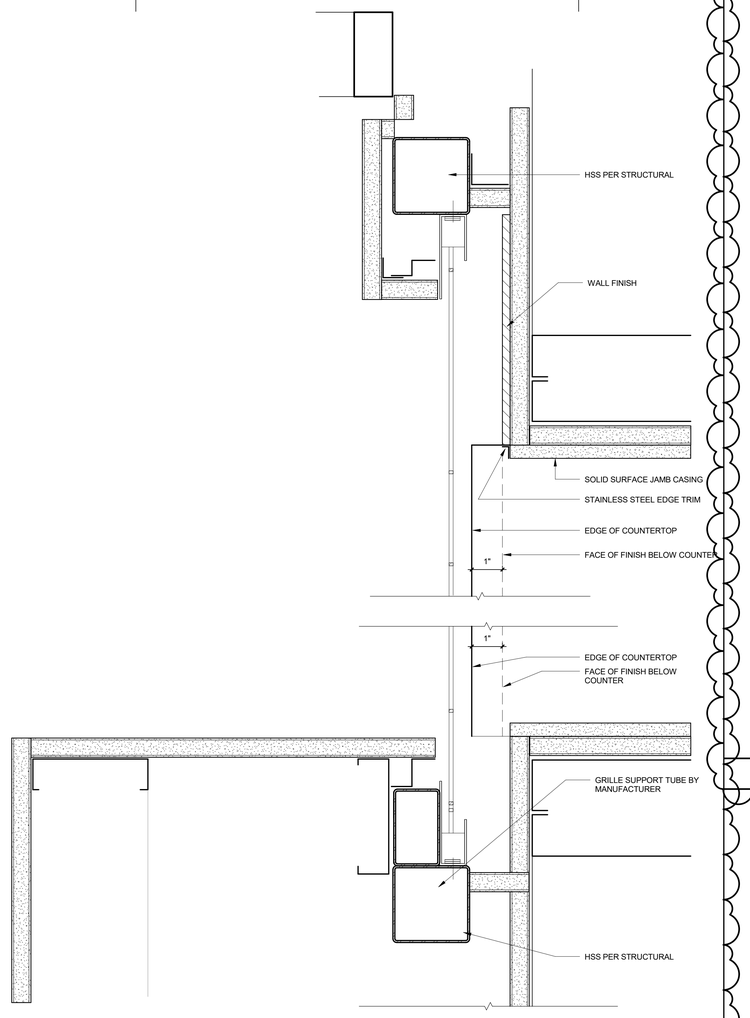

B205-CONCESSION JAMBS - PLAN CUT 6" = 1'-0" **8**

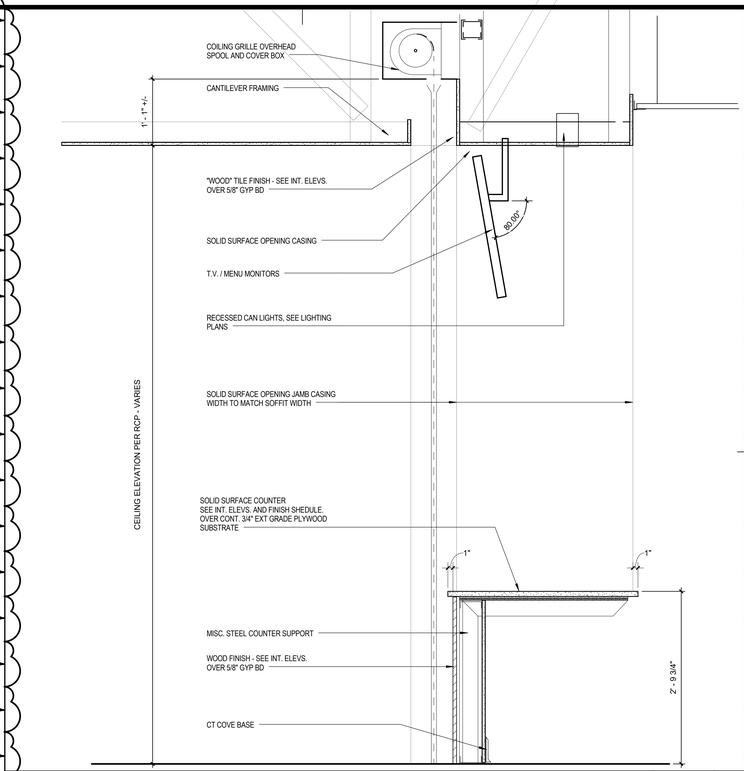

CONCESSION COUNTER AND ROLL UP-GRILLE SECTION 1" = 1'-0" **3**

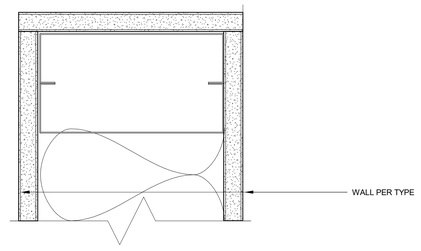

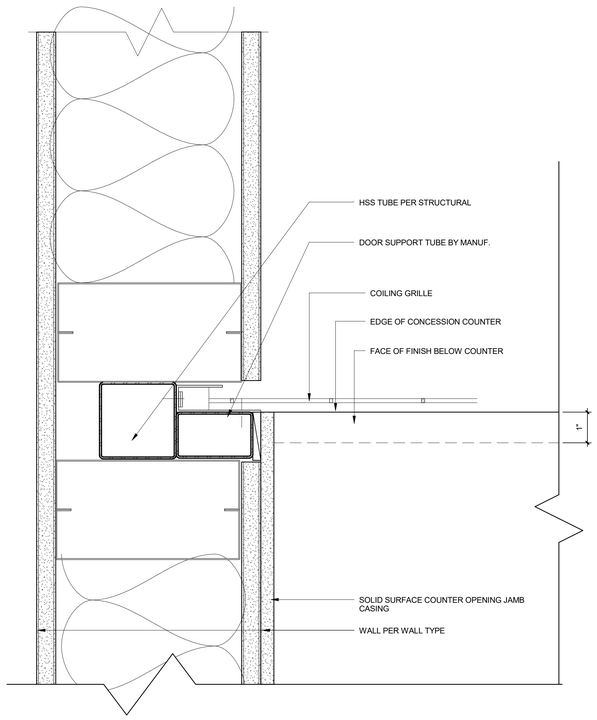

A123/B130-CONCESSION DOOR GUIDE DETAIL 6" = 1'-0" **7**

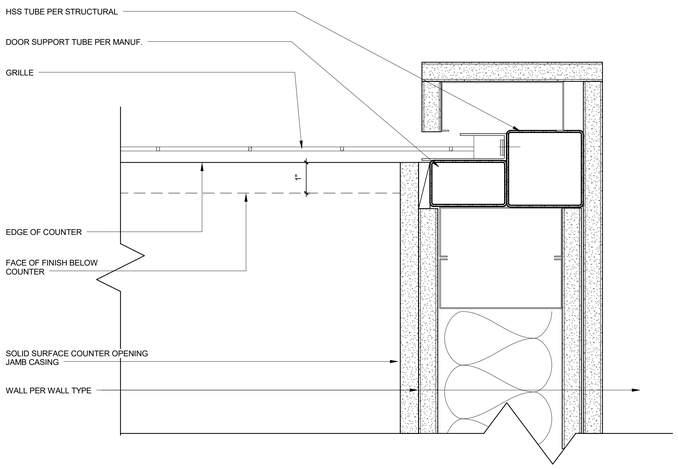

A123/B130-CONCESSION DOOR@EVENT LEVEL 6" = 1'-0" **4**

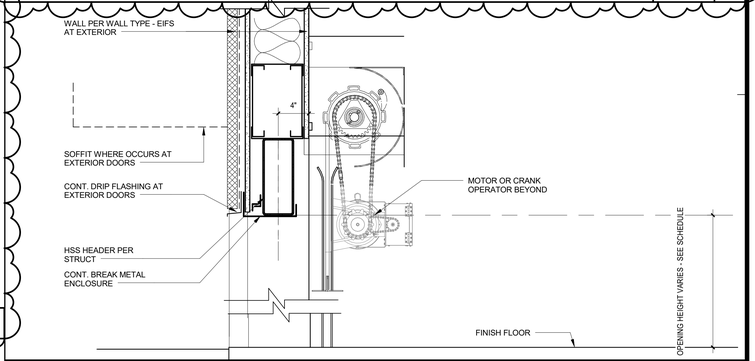

OVERHEAD COILING DOOR DETAIL 1 1/2" = 1'-0" **2**

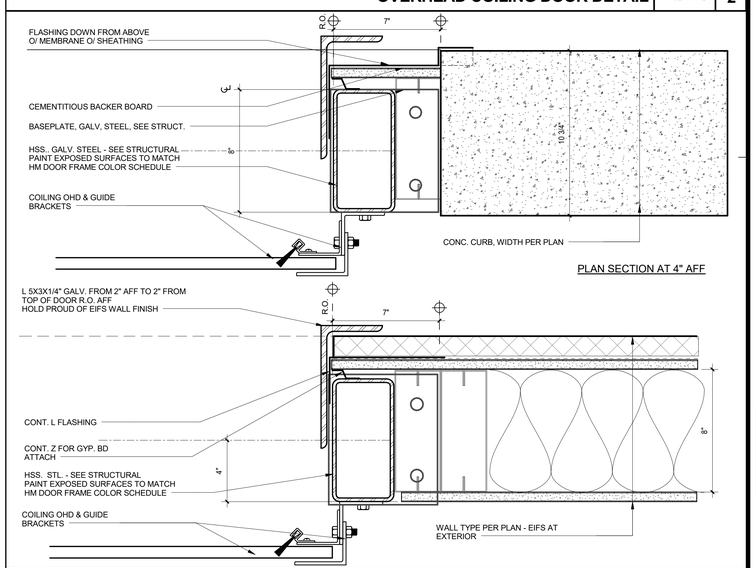

O.H.D GUIDE JAMB-TYPE 1 3" = 1'-0" **1**

CALIFORNIA BAPTIST UNIVERSITY

EVENTS CENTER

8431 DIANA AVENUE, RIVERSIDE, CA

CCD #09
8-2-16

LICENSED ARCHITECT
ROBERT M. SIMMS
No. C-18301
Jan. 31, 2017
STATE OF CALIFORNIA

REVISIONS:

	DESCRIPTION	DATE
9	RFCP 005	5-31-16
12	RFCP 14	7-11-16
17	CCD #09	8-2-16

DATE ISSUED: 01/22/2016
SVA PROJECT NO: 2014-40129
SCALE: As indicated

SHEET NUMBER: A771
SHEET TITLE:

OVERHEAD DOOR DETAILS

ARCHITECTS
3 MACARTHUR PLACE, SUITE 850 SANTA ANA, CA 92707
T 949.809.3380 WWW.SVA-ARCHITECTS.COM

THIS DOCUMENT CONTAINS INFORMATION PROPRIETARY TO SVA ARCHITECTS INC., AND IS FURNISHED IN CONFIDENCE FOR THE LIMITED PURPOSE OF EVALUATION, BIDDING OR REVIEW. THIS DOCUMENT OR ITS CONTENTS MAY NOT BE USED FOR ANY OTHER PURPOSE AND MAY NOT BE REPRODUCED OR DISCLOSED TO OTHERS WITHOUT THE PRIOR WRITTEN CONSENT OF SVA ARCHITECTS INC. ALL RIGHTS RESERVED, © COPYRIGHT 2015.



CONCESSION-ROLLUP-GRILLE ELEVATION 1/2" = 1'-0" **5**

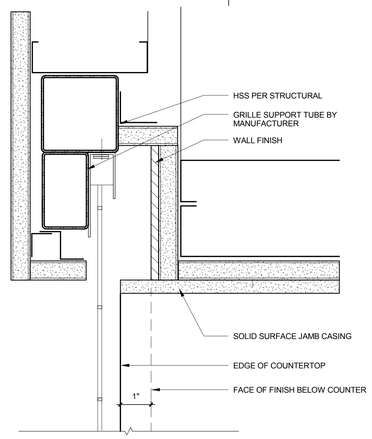

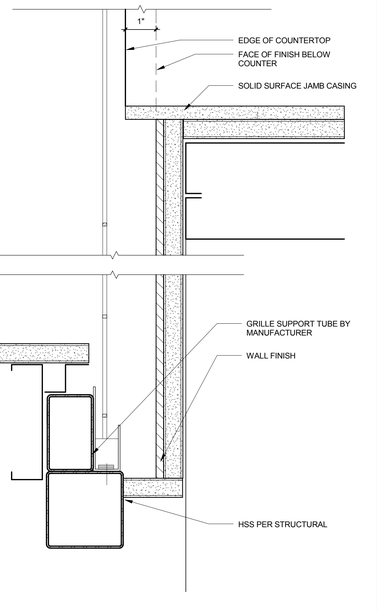

B205-CONCESSION JAMBS - PLAN CUT 6" = 1'-0" **8**

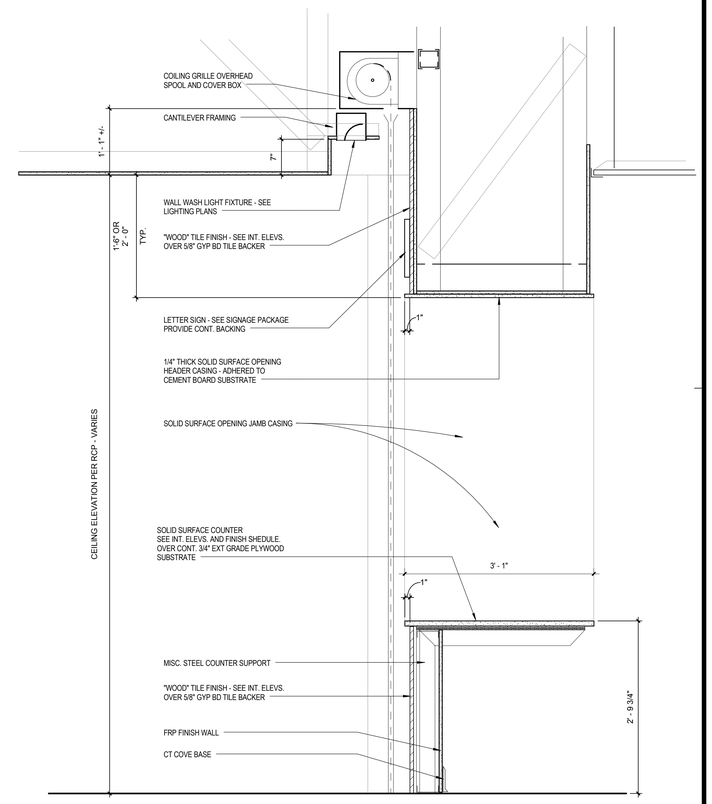

CONCESSION COUNTER AND ROLL UP-GRILLE SECTION 1" = 1'-0" **3**

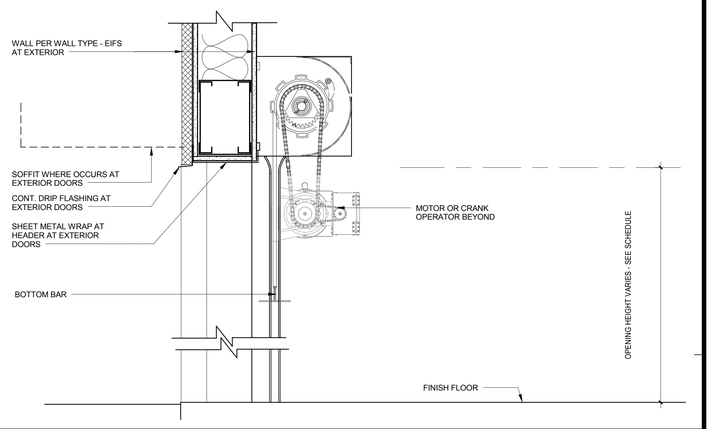

OVERHEAD COILING DOOR DETAIL 1 1/2" = 1'-0" **2**

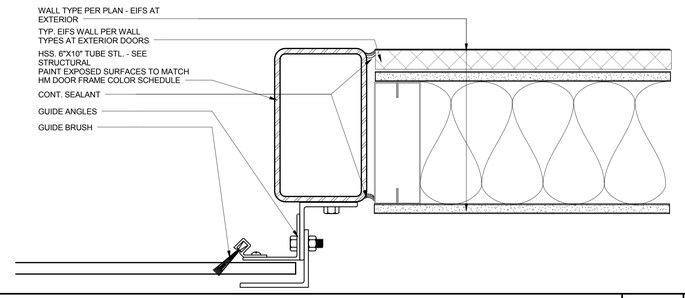

O.H.D GUIDE JAMB-TYPE 1 3" = 1'-0" **1**

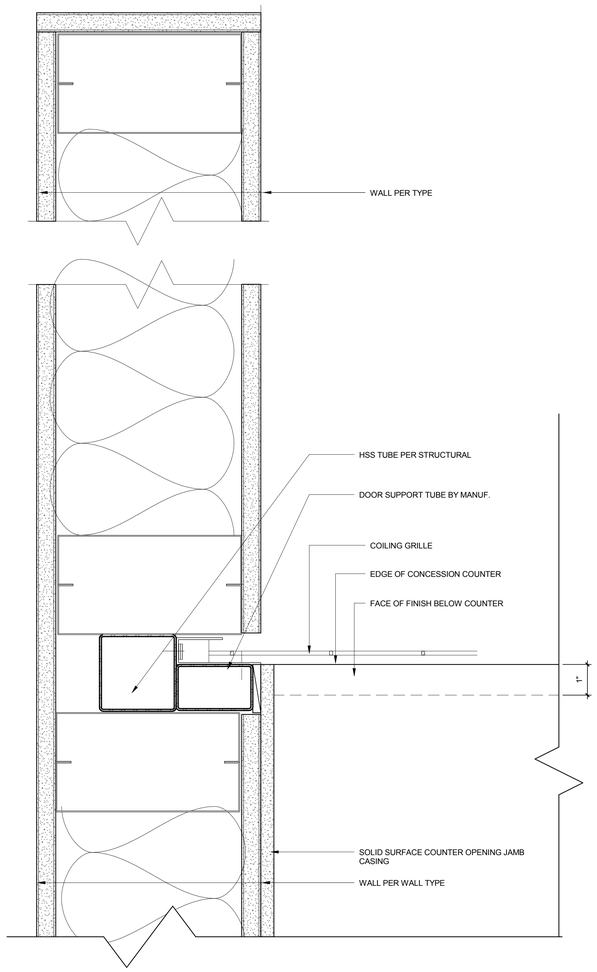

A123/B130-CONCESSION DOOR GUIDE DETAIL 6" = 1'-0" **7**

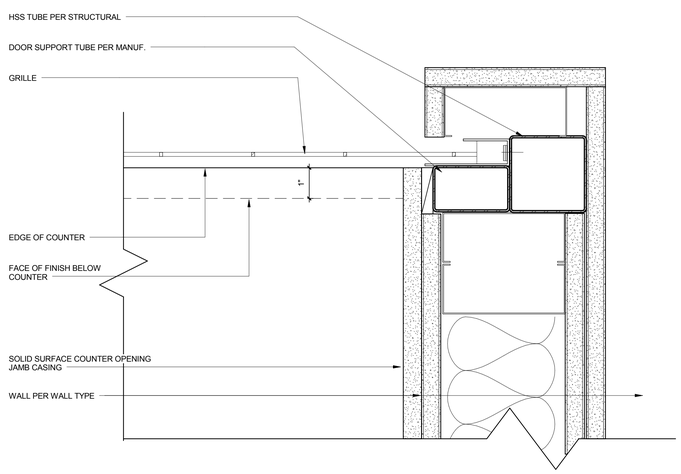

A123/B130-CONCESSION DOOR@EVENT LEVEL 6" = 1'-0" **4**

CALIFORNIA BAPTIST UNIVERSITY

EVENTS CENTER

8431 DIANA AVENUE, RIVERSIDE, CA

ISSUE FOR CONSTRUCTION 01-22-2016

LICENSED ARCHITECT ROBERT M. SIMONS No. C-18301 Jan. 31, 2017 STATE OF CALIFORNIA

REVISIONS:

	DESCRIPTION	DATE

DATE ISSUED: 01/22/2016

SVA PROJECT NO: 2014-40129

SCALE: As indicated

SHEET NUMBER: A771

SHEET TITLE:

OVERHEAD DOOR DETAILS

3 MACARTHUR PLACE, SUITE 850 SANTA ANA, CA 92707
T 949.809.3380 WWW.SVA-ARCHITECTS.COM

THIS DOCUMENT CONTAINS INFORMATION PROPRIETARY TO SVA ARCHITECTS INC., AND IS FURNISHED IN CONFIDENCE FOR THE LIMITED PURPOSE OF EVALUATION, BIDDING OR REVIEW. THIS DOCUMENT OR ITS CONTENTS MAY NOT BE COPIED, REPRODUCED, PUBLISHED, OR DISCLOSED, WHOLLY OR IN PART, DISCLOSED TO OTHERS WITHOUT THE PRIOR WRITTEN CONSENT OF SVA ARCHITECTS INC. ALL RIGHTS RESERVED, © COPYRIGHT 2015.

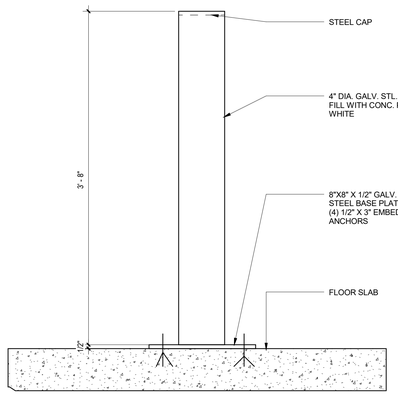

INTERIOR BOLLARD | 1 1/2" = 1'-0" | **13**

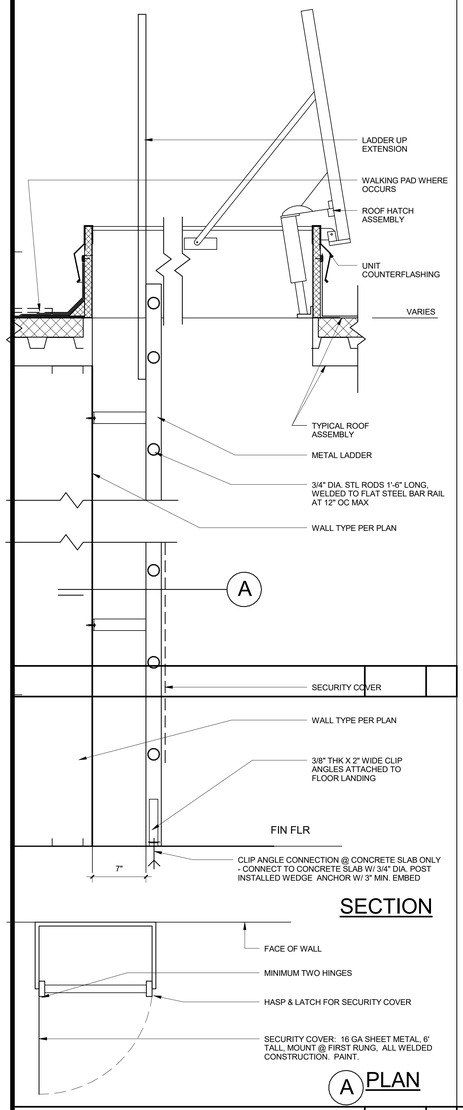

ROOF HATCH & LADDER | 1 1/2" = 1'-0" | **9**

SEE PLAN AND SCHEDULE FOR ELEVATION OF CENTERLINE OF BACKING

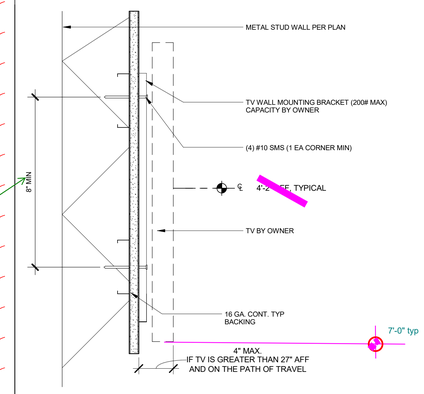

NOTES:

11B-307.2 PROTRUSION LIMITS. OBJECTS WITH LEADING EDGES MORE THAN 27 INCHES AND NOT MORE THAN 80 INCHES ABOVE THE FINISH FLOOR OR GROUND SHALL PROTRUDE 4 INCHES MAXIMUM HORIZONTALLY INTO THE CIRCULATION PATH.

11B-307.3 POST-MOUNTED OBJECTS. FREE-STANDING OBJECTS MOUNTED ON POSTS OR PYLONS SHALL OVERHANG CIRCULATION PATHS 12 INCHES (305 MM) MAXIMUM WHEN LOCATED 27 INCHES MINIMUM AND 80 INCHES (2032 MM) MAXIMUM ABOVE. THE FINISH FLOOR OR GROUND, WHERE A SIGN OR OTHER OBSTRUCTION IS MOUNTED BETWEEN POSTS OR PYLONS AND THE CLEAR DISTANCE BETWEEN THE POSTS OR PYLONS IS GREATER THAN 12 INCHES , THE LOWEST EDGE OF SUCH SIGN OR OBSTRUCTION SHALL BE 27 INCHES MAXIMUM OR 80 INCHES MINIMUM ABOVE THE FINISH FLOOR OR GROUND.

11B-307.3.1 EDGES AND CORNERS. WHERE SIGNS OR OTHER OBJECTS ARE MOUNTED ON POSTS OR PYLONS, AND THEIR BOTTOM EDGES ARE LESS THAN 80 INCHES ABOVE THE FLOOR OR GROUND SW.I'ACE, THE EDGES OF SUCH SIGNS AND OBJECTS SHALL BE ROUNDED OR EASED AND THE CORNERS SHALL HAVE AMINIMUM RADIUS OF 'IS INCH.

11B-307.4 VERTICAL CLEARANCE. VERTICAL CLEARANCE SHALL BE 80 INCHES HIGH MINIMUM. GUARDRAILS OR OTHER BARRIERS SHALL BE PROVIDED WHERE THE VERTICAL CLEARANCE IS LESS THAN 80 INCHES (2032 MM) HIGH. THE LEADING EDGE OF SUCH GUARDRAIL OR BARRIER SHALL BE LOCATED 27 INCHES MAXIMUM ABOVE THE FINISH FLOOR OR GROUND. *WHERE A GUY SUPPORT IS USED PARALLEL TO A CIRCULATION PATH, INCLUDING BUT NOT LIMITED TO SIDEWALKS, A GUY BRACE, SIDEWALK GUY OR SIMILAR DEVICE SHALL BE USED TO PREVENT AN OVERHANGING OBSTRUCTION.*

TV MOUNT | 3" = 1'-0" | **5**

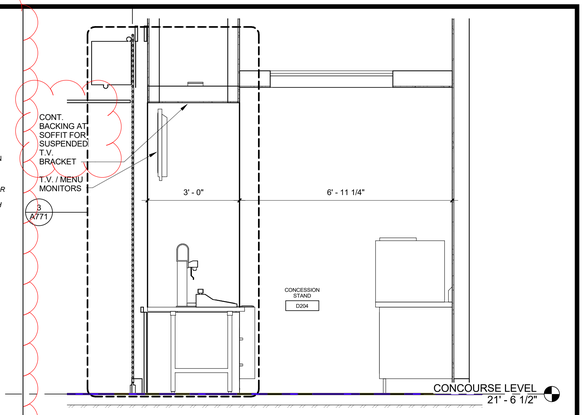

D204 CONCESSION COUNTER SECTION | 1/2" = 1'-0" | **4**

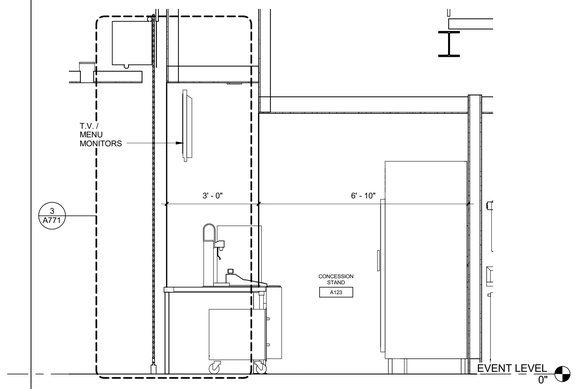

EVENT LEVEL CONCESSION COUNTER SECTION | 1/2" = 1'-0" | **3**

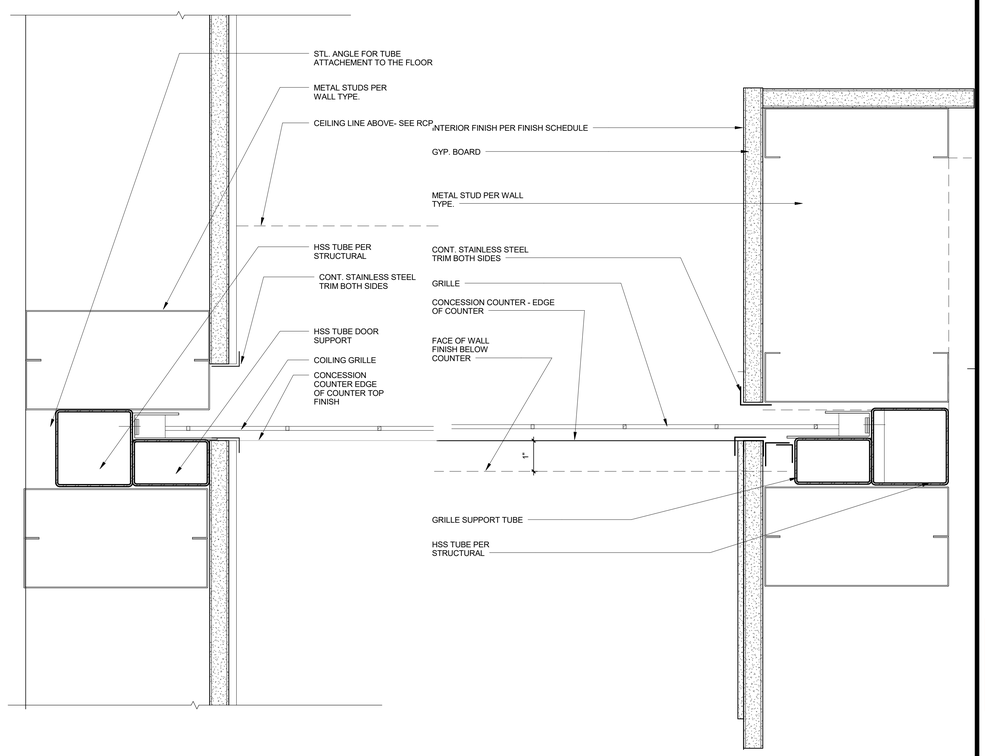

COILING GRILLE JAMB AT WALL - TYPE 1 | 6" = 1'-0" | **2**

A201/A102-CONCESSION STAND@INTERIOR | 6" = 1'-0" | **1**

CALIFORNIA BAPTIST UNIVERSITY

EVENTS CENTER

8431 DIANA AVENUE, RIVERSIDE, CA

-

REVISIONS:

	DESCRIPTION	DATE
1	CCD #09	8-2-16

DATE ISSUED: 09/20/2016

SVA PROJECT NO: 2014-40129

SCALE: As indicated

SHEET NUMBER: A772

SHEET TITLE:

OVERHEAD DOOR DETAILS, & MISC.

ARCHITECTS

3 MACARTHUR PLACE, SUITE 850 SANTA ANA, CA 92707

T 949.809.3380 WWW.SVA-ARCHITECTS.COM

THIS DOCUMENT CONTAINS INFORMATION PROPRIETARY TO SVA ARCHITECTS INC. AND IS FURNISHED IN CONFIDENCE FOR THE LIMITED PURPOSE OF EVALUATION, BIDDING OR REVIEW. THIS DOCUMENT OR ITS CONTENTS MAY NOT BE USED FOR ANY OTHER PURPOSE AND MAY NOT BE REPRODUCED OR DISCLOSED TO OTHERS WITHOUT THE PRIOR WRITTEN CONSENT OF SVA ARCHITECTS INC. ALL RIGHTS RESERVED. © COPYRIGHT 2015.

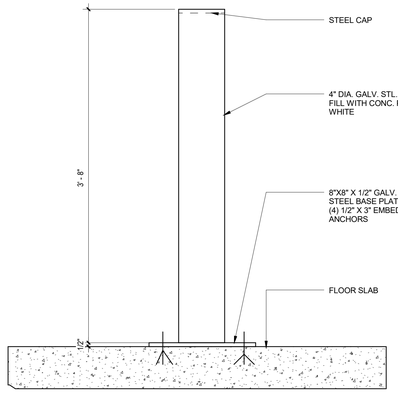

INTERIOR BOLLARD | 1 1/2" = 1'-0" | **13**

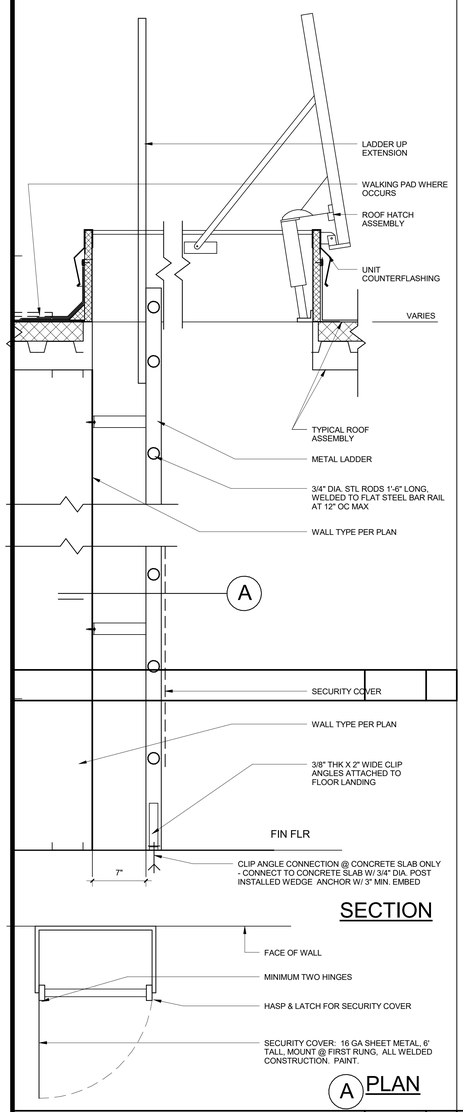

ROOF HATCH & LADDER | 1 1/2" = 1'-0" | **9**

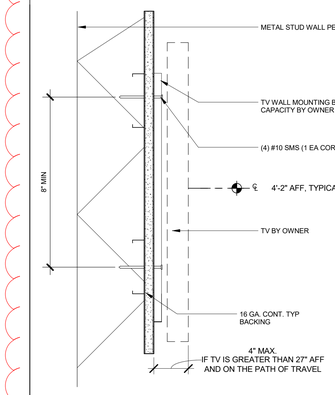

NOTES:

11B-307.2 PROTRUSION LIMITS. OBJECTS WITH LEADING EDGES
MORE THAN 27 INCHES AND NOT MORE THAN 80 INCHES
ABOVE THE FINISH FLOOR OR GROUND SHALL PROTRUDE 4
INCHES MAXIMUM HORIZONTALLY INTO THE CIRCULATION PATH.

11B-307.3 POST-MOUNTED OBJECTS. FREE-STANDING OBJECTS
MOUNTED ON POSTS OR PYLONS SHALL OVERHANG CIRCULATION PATHS
12 INCHES (305 MM) MAXIMUM WHEN LOCATED 27 INCHES MINIMUM AND 80 INCHES (2032 MM)
MAXIMUM ABOVE
THE FINISH FLOOR OR GROUND, WHERE A SIGN OR OTHER OBSTRUCTION
IS MOUNTED BETWEEN POSTS OR PYLONS AND THE CLEAR DISTANCE
BETWEEN THE POSTS OR PYLONS IS GREATER THAN 12 INCHES , THE LOWEST EDGE OF SUCH SIGN
OR OBSTRUCTION SHALL BE 27
INCHES MAXIMUM OR 80 INCHES MINIMUM ABOVE THE FINISH FLOOR OR GROUND.

11B-307.3.1 EDGES AND CORNERS. WHERE SIGNS OR OTHER OBJECTS ARE MOUNTED ON POSTS OR PYLONS, AND THEIR BOTTOM EDGES ARE LESS THAN 80 INCHES ABOVE THE FLOOR OR GROUND SW.I'ACE, THE EDGES OF SUCH SIGNS AND OBJECTS SHALL BE ROUNDED OR EASED AND THE CORNERS SHALL HAVE AMINIMUM RADIUS OF 'IS INCH.

11B-307.4 VERTICAL CLEARANCE. VERTICAL CLEARANCE SHALL BE 80 INCHES HIGH MINIMUM.
GUARDRAILS OR OTHER BARRIERS
SHALL BE PROVIDED WHERE THE VERTICAL CLEARANCE IS LESS THAN 80 INCHES (2032 MM) HIGH.
THE LEADING EDGE OF SUCH GUARDRAIL
OR BARRIER SHALL BE LOCATED 27 INCHES MAXIMUM ABOVE THE FINISH FLOOR OR GROUND.
WHERE A GUY SUPPORT IS USED PARALLEL TO A CIRCULATION PATH, INCLUDING BUT NOT LIMITED TO SIDEWALKS, A GUY BRACE, SIDEWALK GUY OR SIMILAR DEVICE SHALL BE USED TO PREVENT AN OVERHANGING OBSTRUCTION.

TV MOUNT | 3" = 1'-0" | **5**

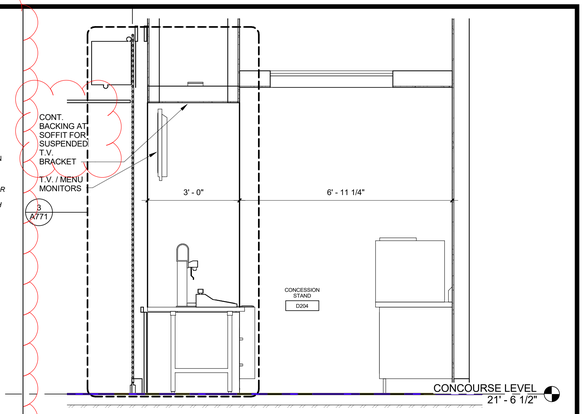

D204 CONCESSION COUNTER SECTION | 1/2" = 1'-0" | **4**

EVENT LEVEL CONCESSION COUNTER SECTION | 1/2" = 1'-0" | **3**

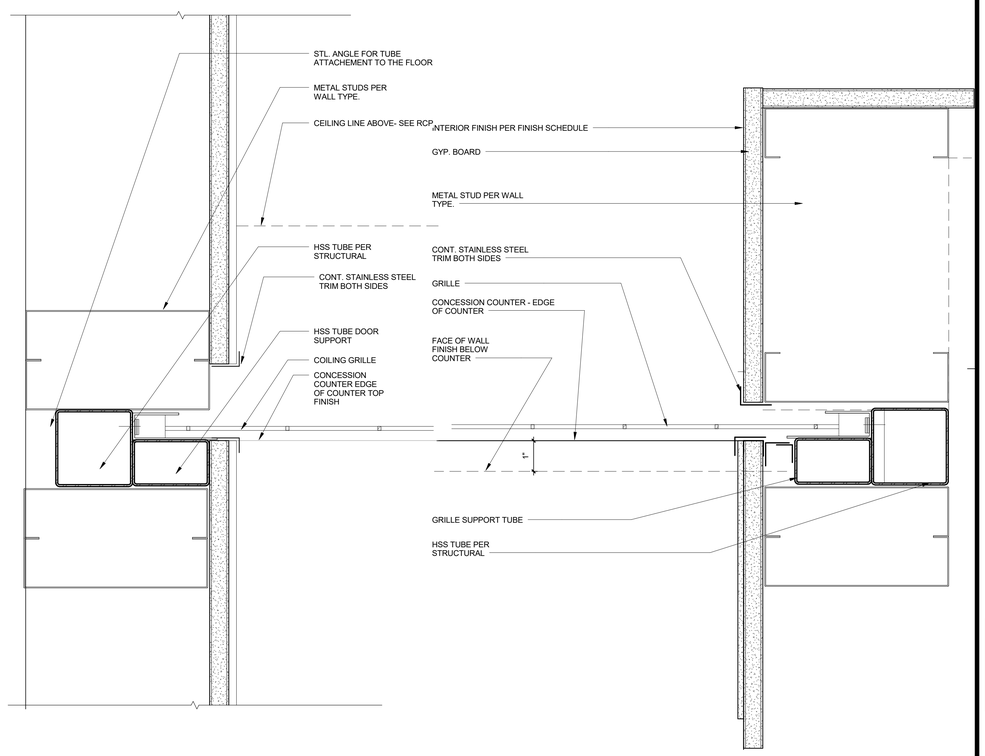

COILING GRILLE JAMB AT WALL - TYPE 1 | 6" = 1'-0" | **2**

A201/A102-CONCESSION STAND@INTERIOR | 6" = 1'-0" | **1**

CALIFORNIA BAPTIST UNIVERSITY

EVENTS CENTER

8431 DIANA AVENUE, RIVERSIDE, CA

-

REVISIONS:

	DESCRIPTION	DATE
1	CCD #09	8-2-16

DATE ISSUED: 09/20/2016

SVA PROJECT NO: 2014-40129

SCALE: As indicated

SHEET NUMBER: A772

SHEET TITLE:

OVERHEAD DOOR DETAILS, & MISC.

ARCHITECTS

3 MACARTHUR PLACE, SUITE 850 SANTA ANA, CA 92707
T 949.809.3380 WWW.SVA-ARCHITECTS.COM

THIS DOCUMENT CONTAINS INFORMATION PROPRIETARY TO SVA ARCHITECTS INC. AND IS FURNISHED IN CONFIDENCE FOR THE LIMITED PURPOSE OF EVALUATION, BIDDING OR REVIEW. THIS DOCUMENT OR ITS CONTENTS MAY NOT BE USED FOR ANY OTHER PURPOSE AND MAY NOT BE REPRODUCED OR DISCLOSED TO OTHERS WITHOUT THE PRIOR WRITTEN CONSENT OF SVA ARCHITECTS INC. ALL RIGHTS RESERVED. © COPYRIGHT 2015.

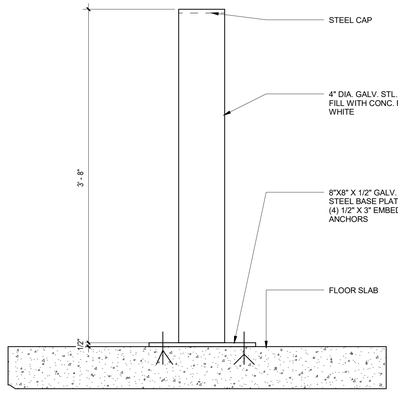

INTERIOR BOLLARD | 1 1/2" = 1'-0" | 13

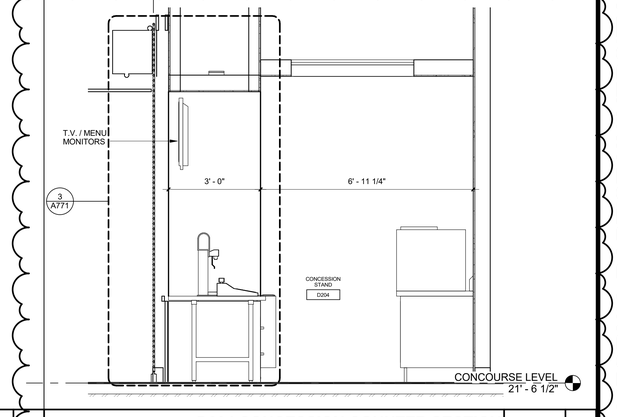

D204 CONCESSION COUNTER SECTION | 1/2" = 1'-0" | 4

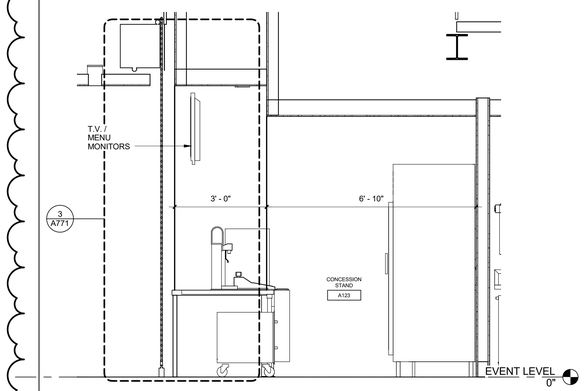

EVENT LEVEL CONCESSION COUNTER SECTION | 1/2" = 1'-0" | 3

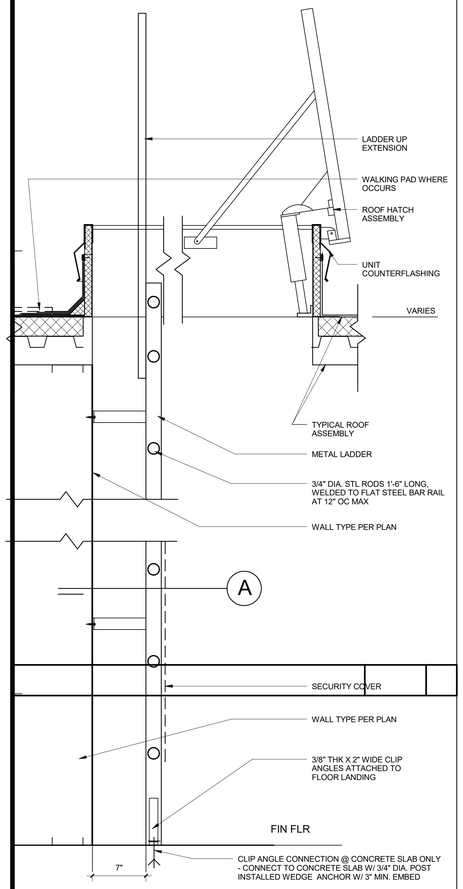

SECTION

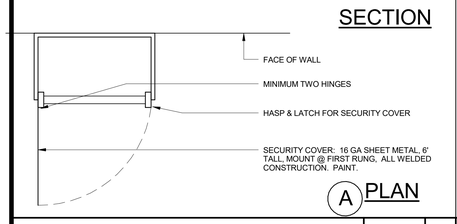

A PLAN

ROOF HATCH & LADDER | 1 1/2" = 1'-0" | 9

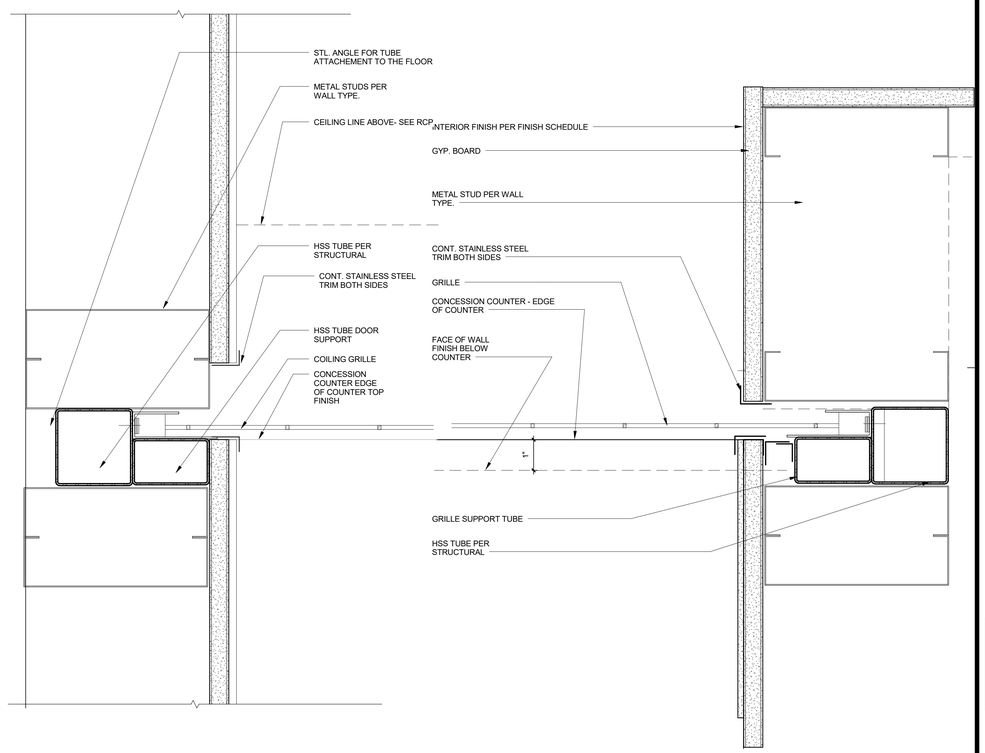

COILING GRILLE JAMB AT WALL - TYPE 1 | 6" = 1'-0" | 2

A201/A102-CONCESSION STAND@INTERIOR | 6" = 1'-0" | 1

CALIFORNIA BAPTIST UNIVERSITY

EVENTS CENTER

8431 DIANA AVENUE, RIVERSIDE, CA

cbu

CCD #09
8-2-16

LICENSED ARCHITECT
ROBERT M. SIMONS
No. C-18301
Jan. 31, 2017
STATE OF CALIFORNIA

REVISIONS:

	DESCRIPTION	DATE
17	CCD #09	8-2-16

DATE ISSUED: 01/22/2016

SVA PROJECT NO: 2014-40129

SCALE: As indicated

SHEET NUMBER: A772

SHEET TITLE:

OVERHEAD DOOR DETAILS, & MISC.

hok SVA ARCHITECTS

3 MACARTHUR PLACE, SUITE 850 SANTA ANA, CA 92707
T 949.809.3380 WWW.SVA-ARCHITECTS.COM

THIS DOCUMENT CONTAINS INFORMATION PROPRIETARY TO SVA ARCHITECTS INC. AND IS FURNISHED IN CONFIDENCE FOR THE LIMITED PURPOSE OF EVALUATION, BIDDING OR REVIEW. THIS DOCUMENT OR ITS CONTENTS MAY NOT BE USED FOR ANY OTHER PURPOSE AND MAY NOT BE REPRODUCED OR DISCLOSED TO OTHERS WITHOUT THE PRIOR WRITTEN CONSENT OF SVA ARCHITECTS INC. ALL RIGHTS RESERVED. © COPYRIGHT 2015.

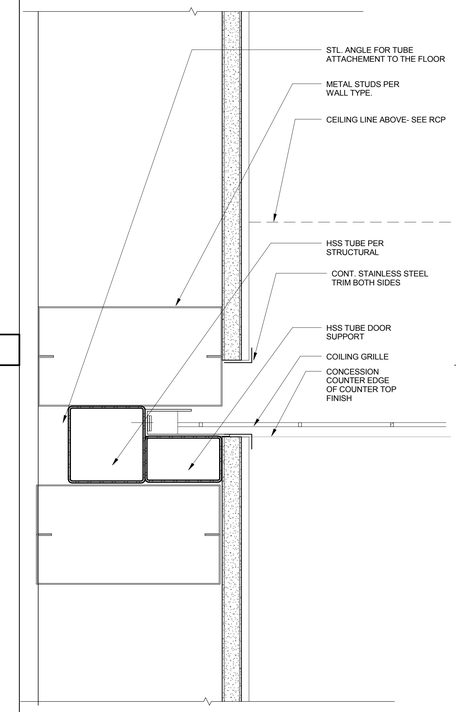

COILING GRILLE JAMB AT WALL - TYPE 1 | 6" = 1'-0" | 2

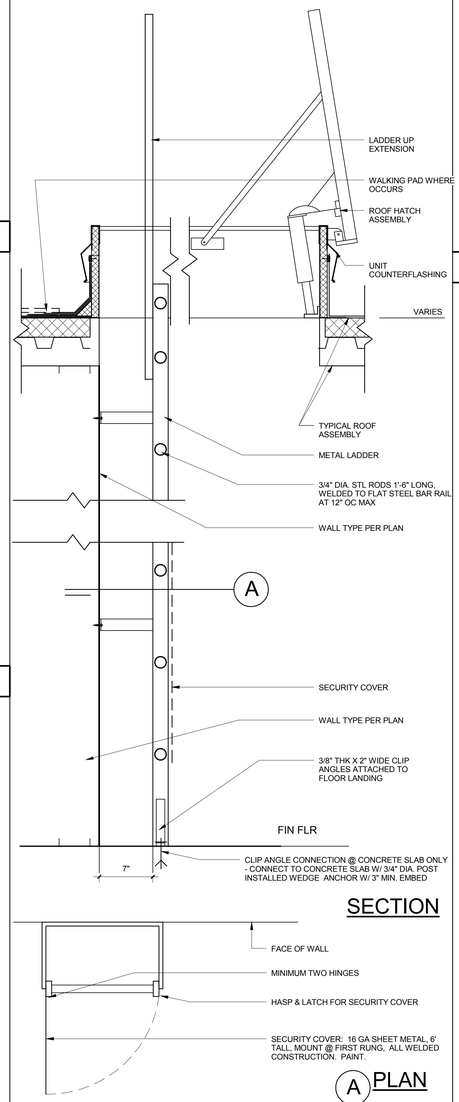

ROOF HATCH & LADDER | 1 1/2" = 1'-0" | 9

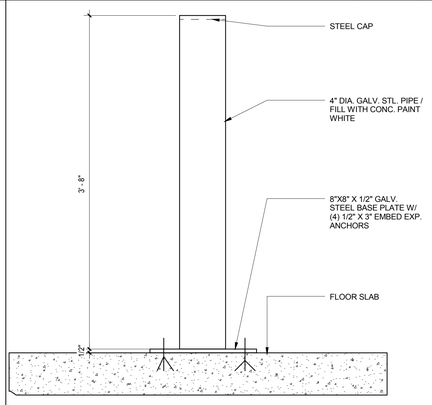

INTERIOR BOLLARD | 1 1/2" = 1'-0" | 13

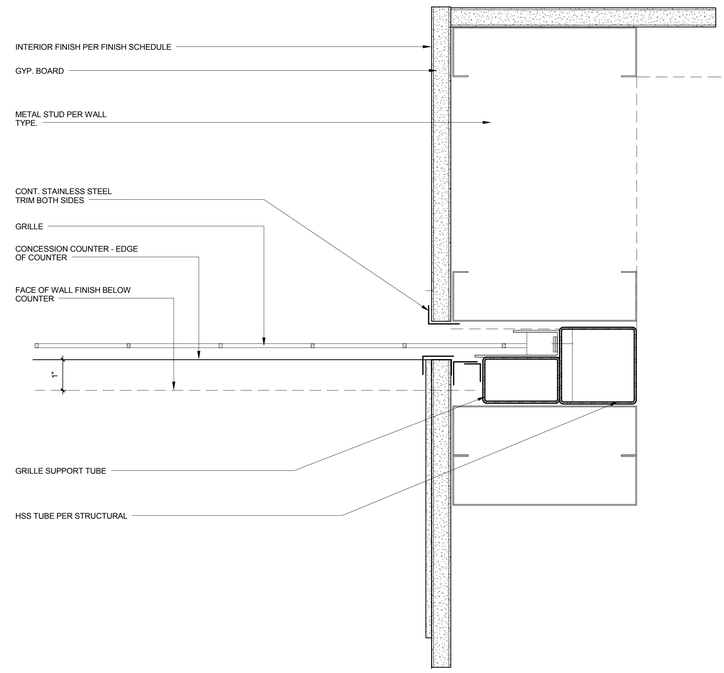

A201/A102-CONCESSION STAND@INTERIOR | 6" = 1'-0" | 1

CALIFORNIA BAPTIST UNIVERSITY

EVENTS CENTER

8431 DIANA AVENUE, RIVERSIDE, CA

ISSUE FOR CONSTRUCTION 01-22-2016

LICENSED ARCHITECT ROBERT M. SIMONS No. C-18301 Jan. 31, 2017 STATE OF CALIFORNIA

REVISIONS:

	DESCRIPTION	DATE

DATE ISSUED: 01/22/2016

SVA PROJECT NO: 2014-40129

SCALE: As indicated

SHEET NUMBER: A772

SHEET TITLE:

OVERHEAD DOOR DETAILS, & MISC.

3 MACARTHUR PLACE, SUITE 850 SANTA ANA, CA 92707
T 949.809.3380 WWW.SVA-ARCHITECTS.COM

THIS DOCUMENT CONTAINS INFORMATION PROPRIETARY TO SVA ARCHITECTS INC., AND IS FURNISHED IN CONFIDENCE FOR THE LIMITED PURPOSE OF EVALUATION, BIDDING OR REVIEW. THIS DOCUMENT OR ITS CONTENTS MAY NOT BE USED FOR ANY OTHER PURPOSE AND MAY NOT BE REPRODUCED OR DISCLOSED TO OTHERS WITHOUT THE PRIOR WRITTEN CONSENT OF SVA ARCHITECTS INC. ALL RIGHTS RESERVED. © COPYRIGHT 2015.

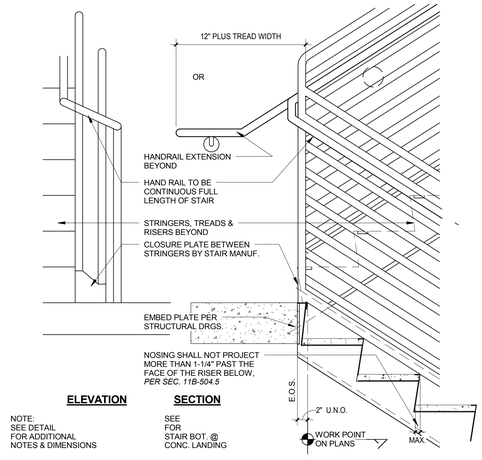

CONCRETE FILLED METAL PAN STAIR TOP1 | 1" = 1'-0" | 10

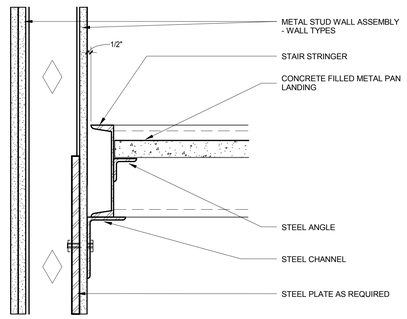

LANDING SUPPORT1 | 1 1/2" = 1'-0" | 3

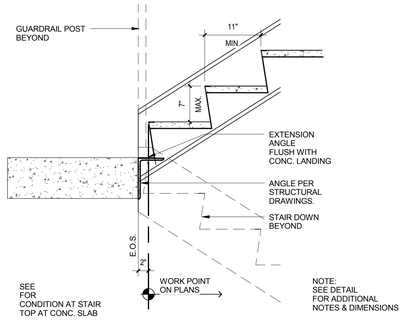

STAIR BOTTOM AT LANDING1 | 1" = 1'-0" | 2

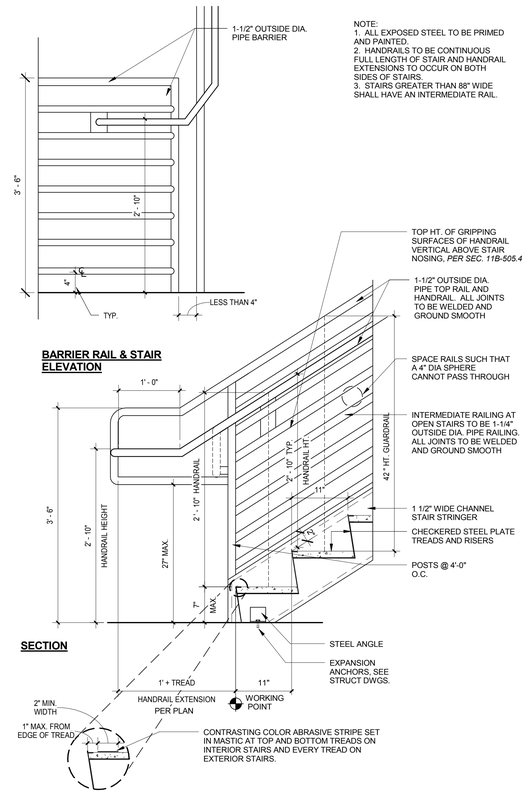

STAIR BOTTOM1 | 1" = 1'-0" | 1

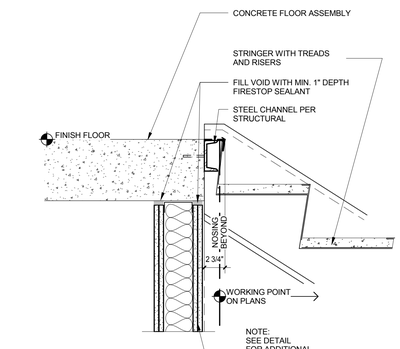

WALL MOUNTED STAIR HANDRAIL1 | 3/4" = 1'-0" | 8

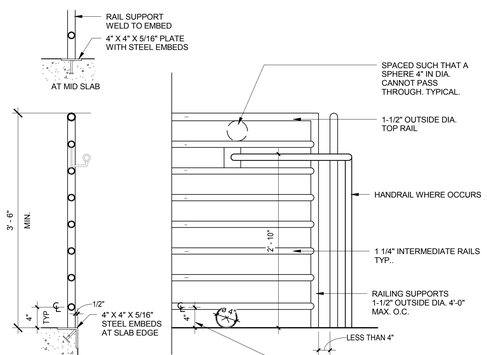

GUARDRAIL AT STAIRS1 | 1" = 1'-0" | 4

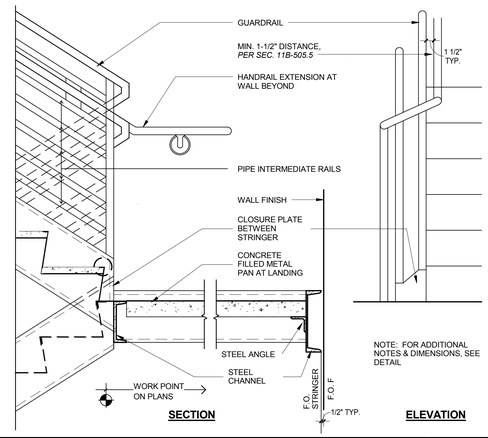

INTERMEDIATE LANDING1 | 1" = 1'-0" | 6

CONCRETE FILLED METAL PAN-STAIR AT 2 HR WALL1 | 1 1/2" = 1'-0" | 7

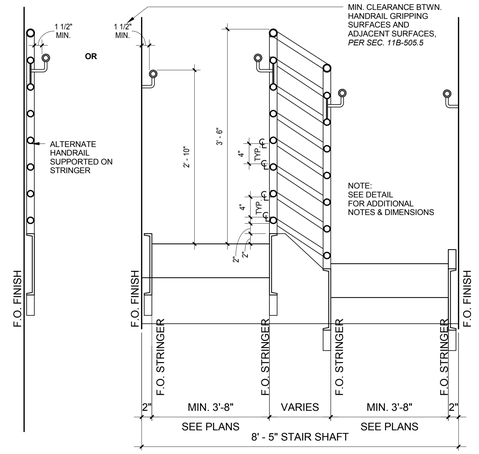

SECTION THRU STAIR1 | 1" = 1'-0" | 9

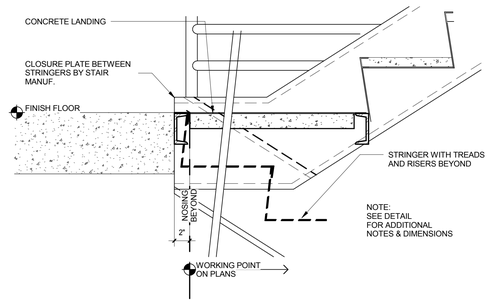

CONCRETE FILLED METAL PAN- STAIR EXTENSION1 | 1 1/2" = 1'-0" | 5

STAIRWAYS

A. STAIRWAYS SHALL HAVE HANDRAILS ON EACH SIDE. A STAIRWAY MORE THAN 88" WIDE MUST HAVE AT LEAST ONE INTERMEDIATE RAIL FOR EACH 88" OF REQUIRED WIDTH. INTERMEDIATE HANDRAILS SHALL BE SPACED AT EQUAL INTERVALS WITHIN THE WIDTH OF THE STAIRWAY AND BE CONTINUOUS FOR THE ENTIRE LENGTH. ALL PORTIONS OF A STAIRWAY REQUIRED FOR EGRESS WIDTH SHALL BE NO MORE THAN 30" FROM A HANDRAIL, *PER CBC 1012.9.*

B. HANDRAILS MUST BE ONE CONSISTENT HEIGHT WITHIN THE RANGE 34 TO 38 INCHES ABOVE THE NOSING OF THE TREADS AND MUST EXTEND IN THE DIRECTION OF THE STAIR RUN FOR AT LEAST 12" BEYOND THE TOP NOSING AND 12" PLUS THE TREAD WIDTH BEYOND THE BOTTOM NOSING, *PER SEC. 11B-505.4.*

C. -

D. ENDS SHALL BE RETURNED OR SHALL TERMINATE TO WALL, GUARD, OR LANDING SURFACE, *PER SEC. 11B-505.10.3.*

E. HANDRAILS PROJECTING FROM A WALL SHALL HAVE A SPACE OF 1-1/2" BETWEEN THE WALL/GUARD AND THE HANDRAIL, *PER SEC. 11B-505.5.*

F. THE HAND GRIP PORTION OF HANDRAILS SHALL BE NOT LESS THAN 1-1/4 INCHES NOR MORE THAN 2-INCHES IN CROSS-SECTIONAL DIMENSION (O.D.) OR THE SHAPE SHALL PROVIDE AN EQUIVALENT GRIPPING SURFACE AND SHALL HAVE A SMOOTH SURFACE WITH NO SHARP OR ABRASIVE CORNERS AND ALL EDGES MUST HAVE A MINIMUM 1/8" RADIUS, *PER SEC. 11B-505.7.1.*

G. THE UPPER APPROACH AND THE LOWER TREAD OF EACH INTERIOR STAIR SHALL BE MARKED BY A STRIP OF CLEARLY CONTRASTING COLOR AT LEAST 2 INCHES WIDE PLACED PARALLEL TO AND NOT MORE THAN 1 INCH FROM THE NOSE OF THE STEP OR LANDING AND EXTEND THE THE FULL WIDTH OF TOP LANDING AND LOWER TREAD TO ALERT THE VISUALLY IMPAIRED. THE STRIP SHALL BE OF A MATERIAL THAT IS AT LEAST AS SLIP RESISTANT AS THE OTHER TREADS OF THE STAIR, *PER SEC. 11B-504.4.1.*

H. WHERE STAIRWAYS OCCUR OUTSIDE A BUILDING, THE UPPER APPROACH AND ALL TREADS SHALL BE MARKED BY A STRIP OF CLEARLY CONTRASTING COLOR AT LEAST 2 INCHES WIDE (4" WIDE MAX.) AND PLACED PARALLEL TO AND NOT MORE THAN 1 INCH FROM THE NOSE OF THE STEP OR LANDING TO ALERT THE VISUALLY IMPAIRED. THE STRIP SHALL BE OF A MATERIAL THAT IS AT LEAST AS SLIP RESISTANT AS THE OTHER TREADS OF THE STAIR.

I. ALL TREAD SURFACES SHALL BE SLIP RESISTANT, *PER SEC. 11B-504.4. & 11B-302.1.*

J. TREADS SHALL HAVE A SMOOTH, ROUNDED OR CHAMFERED EXPOSED EDGE, AND NO ABRUPT EDGES AT THE NOSING (LOWER FRONT EDGE), *PER SEC. 11B-504.5.*

K. NOSING SHALL NOT PROJECT MORE THAN 1-1/4 INCH PAST THE FACE OF THE RISER BELOW, *PER SEC. 11B-504.5.*

L. STAIR RISERS SHALL BE SUFFICIENTLY SOLID. OPEN RISERS ARE NOT PERMITTED, *PER SEC. 11B-504.3.*

M. MINIMUM HEADROOM CLEARANCE AT STAIRS AND RAMPS SHALL BE 6'-8" MEASURED VERTICALLY FROM A PLANE PARALLEL AND TANGENT TO THE TREAD NOSING TO THE SOFFIT, CEILING, OR OTHER PERMANENT FEATURE AT ALL POINTS IN THE STAIR OR RAMP, *PER SEC. 1009.5 & 1010.6.2.*

RAILING DESIGN

A. GUARDRAIL SHALL BE 42" MIN. HIGH WITH RAILS AND INTERMEDIATES SPACED AT LESS THAN 4" CLEAR, *PER SEC. 1013.3 & 1013.4.*

B. GUARDRAILS SHALL BE DESIGNED FOR A LOAD OF 50 POUNDS PER LINEAR FOOT, APPLIED HORIZONTALLY AT RIGHT ANGLES TO THE TOP RAIL. OTHER COMPONENTS OF THE GUARDRAIL SHALL BE DESIGNED FOR A LOAD OF 25 PSF, APPLIED HORIZONTALLY AT A RIGHT ANGLE OVER THE ENTIRE TRIBUTARY AREA, INCLUDING OPENINGS AND SPACES BETWEEN RAILS, *PER SEC. 1607.8.1.*

C. HANDRAILS SHALL BE DESIGNED FOR A LOAD OF 200 POUNDS, APPLIED IN ANY DIRECTION AT ANY POINT ALONG THE RAIL, *PER SEC. 1607.8.1.1.*

NOTE: SEE LANDSCAPE DRAWINGS FOR CONSTRUCTION OF EXTERIOR CONCRETE STAIRS ON GRADE AND RELATED HANDRAILS.

CALIFORNIA BAPTIST UNIVERSITY

EVENTS CENTER

8431 DIANA AVENUE, RIVERSIDE, CA

ISSUE FOR CONSTRUCTION 01-22-2016

LICENSED ARCHITECT ROBERT M. SIMONS No. C-18501 Jan. 31, 2017 STATE OF CALIFORNIA

REVISIONS:

	DESCRIPTION	DATE
1		
2		
3		
4		
5		
6		
7		
8		
9		
10		

DATE ISSUED: 01/22/2016

SVA PROJECT NO: 2014-40129

SCALE: As indicated

SHEET NUMBER: A780

SHEET TITLE:

STAIR DETAILS

ARCHITECTS
3 MACARTHUR PLACE, SUITE 850 SANTA ANA, CA 92707
T 949.809.3380 WWW.SVA-ARCHITECTS.COM

THIS DOCUMENT CONTAINS INFORMATION PROPRIETARY TO SVA ARCHITECTS INC. AND IS FURNISHED IN CONFIDENCE FOR THE LIMITED PURPOSE OF EVALUATION, BIDDING OR REVIEW. THIS DOCUMENT OR ITS CONTENTS MAY NOT BE USED FOR ANY OTHER PURPOSE AND MAY NOT BE REPRODUCED OR DISCLOSED TO OTHERS WITHOUT THE PRIOR WRITTEN CONSENT OF SVA ARCHITECTS INC. ALL RIGHTS RESERVED. © COPYRIGHT 2015.

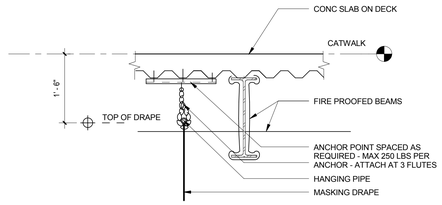

MASKING DRAPE HANGER 2 | 3/4" = 1'-0" | 20

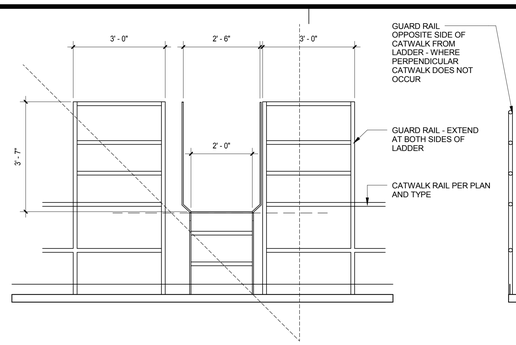

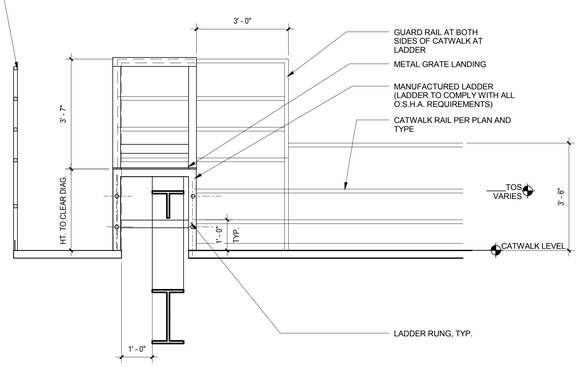

TRANSITION LADDER | 1/2" = 1'-0" | 8

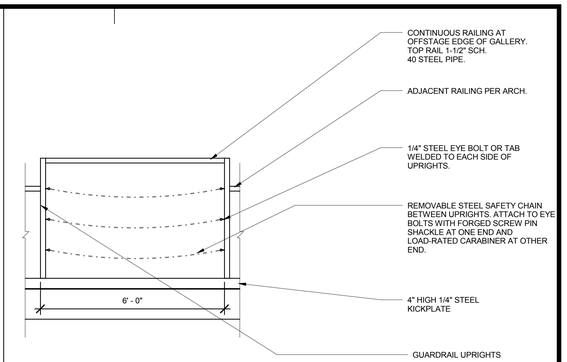

Elevation at Followspot Area Catwalk Railings | 1/2" = 1'-0" | 4

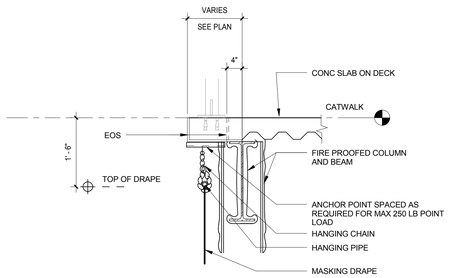

MASKING DRAPE HANGER 1 | 3/4" = 1'-0" | 19

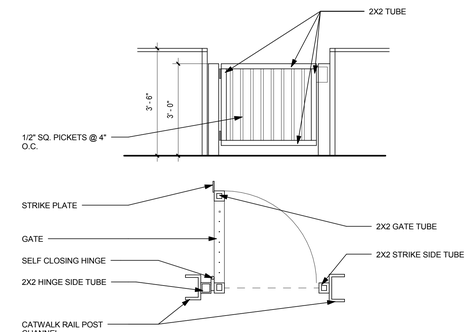

CATWALK GATE | 1/2" = 1'-0" | 12

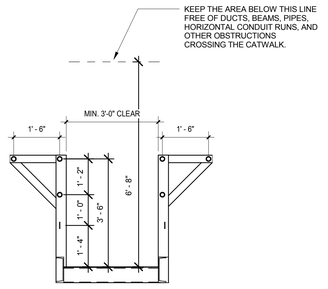

Section at Catwalks along grids E and F1 - Both Sides | 1/2" = 1'-0" | 7

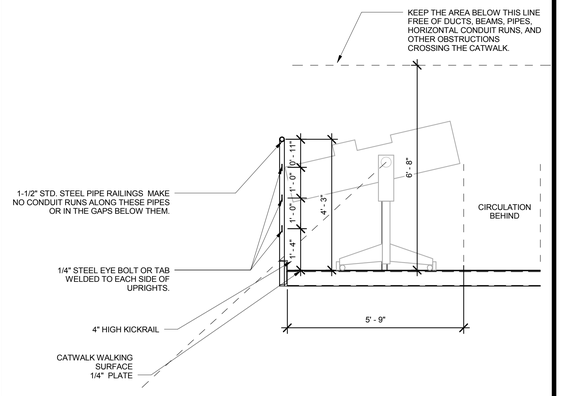

Section at Catwalks at Followspot Location1 | 1/2" = 1'-0" | 3

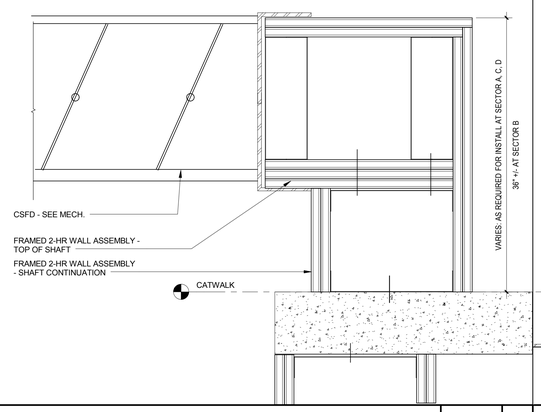

HORIZ. CSFD DETAIL AT CATWALK MECH. PLATFORM | 3" = 1'-0" | 18

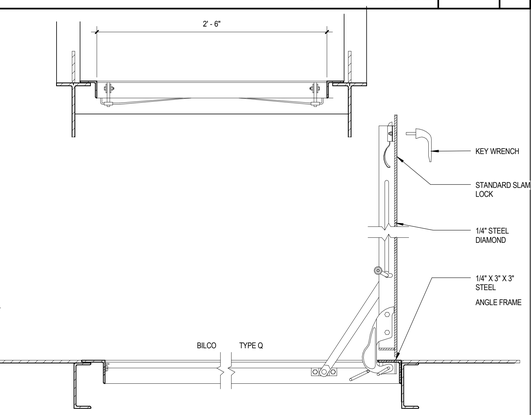

CATWALK TRAP DOOR SECTIONS | 1 1/2" = 1'-0" | 11

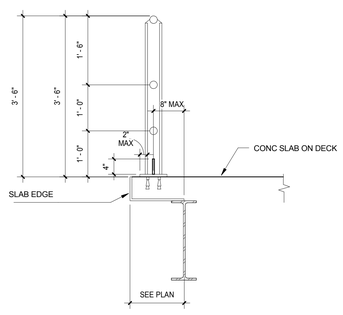

Type RSD | 3/4" = 1'-0" | 6

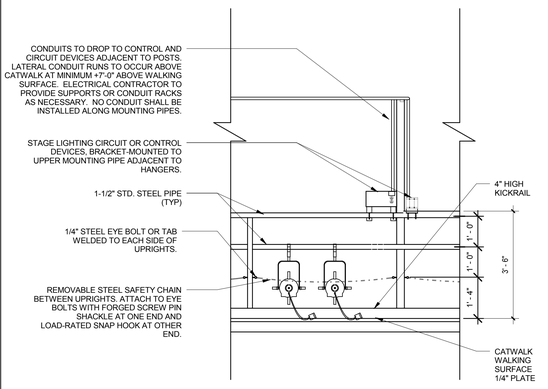

Elevation at Lighting Area Catwalks | 1/2" = 1'-0" | 2

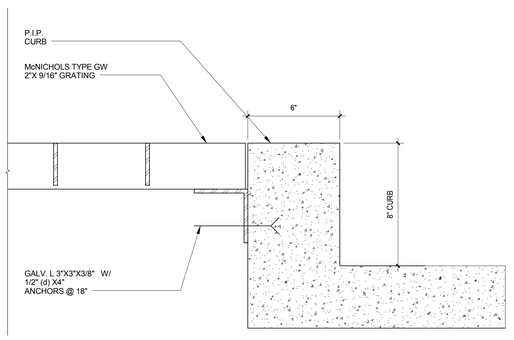

TYPICAL GRATING @MECH PLATFORM | 3" = 1'-0" | 17

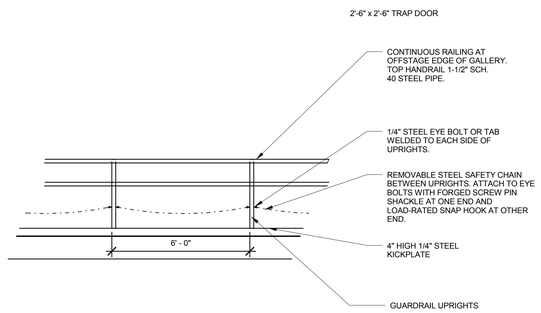

Elevation at Rigging Area Catwalk Railings | 3/8" = 1'-0" | 9

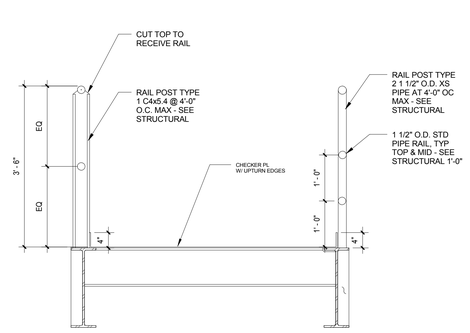

Type T Typical | 3/4" = 1'-0" | 5

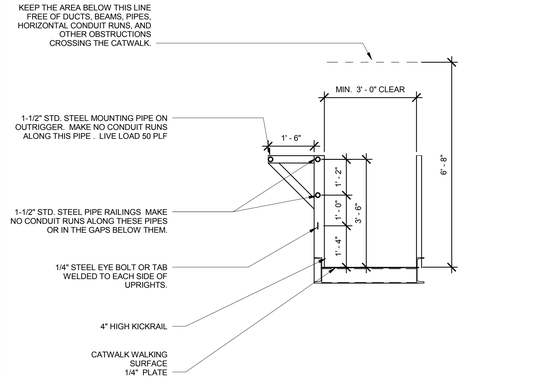

Section at Catwalks along grids E and F1 | 1/2" = 1'-0" | 1

CALIFORNIA BAPTIST UNIVERSITY

EVENTS CENTER

8431 DIANA AVENUE, RIVERSIDE, CA

ISSUE FOR CONSTRUCTION 01-22-2016

LICENSED ARCHITECT ROBERT M. SIMONS No. C-13301 Jan. 31, 2017 STATE OF CALIFORNIA

REVISIONS:

	DESCRIPTION	DATE

DATE ISSUED: 01/22/2016

SVA PROJECT NO: 2014-40129

SCALE: As indicated

SHEET NUMBER: A781

SHEET TITLE:

CATWALK RAIL DETAILS & MISC.

h+k SVA ARCHITECTS

3 MACARTHUR PLACE, SUITE 850 SANTA ANA, CA 92707

T 949.809.3380 WWW.SVA-ARCHITECTS.COM

THIS DOCUMENT CONTAINS INFORMATION PROPRIETARY TO SVA ARCHITECTS INC., AND IS FURNISHED IN CONFIDENCE FOR THE LIMITED PURPOSE OF EVALUATION, BIDDING OR REVIEW. THIS DOCUMENT OR ITS CONTENTS MAY NOT BE COPIED, USED OR DISCLOSED IN WHOLE OR IN PART, REPRODUCED OR DISCLOSED TO OTHERS WITHOUT THE PRIOR WRITTEN CONSENT OF SVA ARCHITECTS INC. ALL RIGHTS RESERVED, © COPYRIGHT 2015.

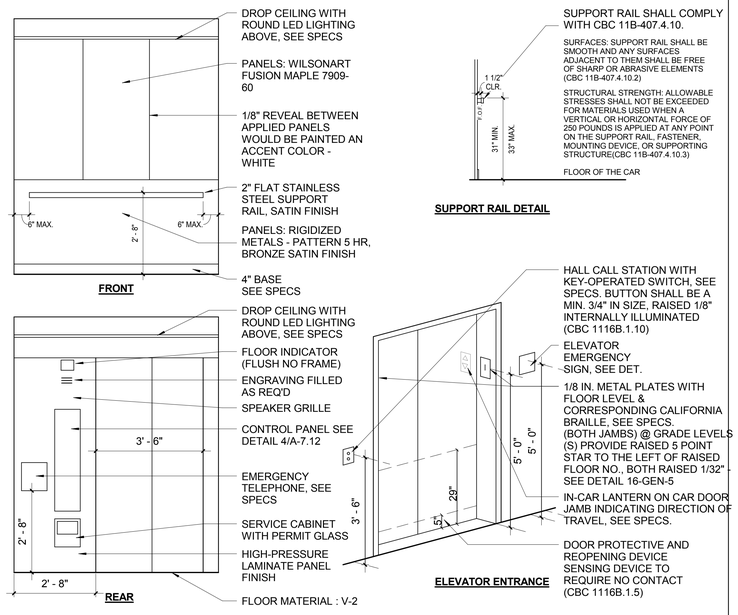

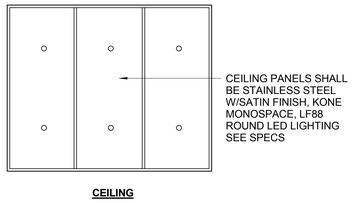

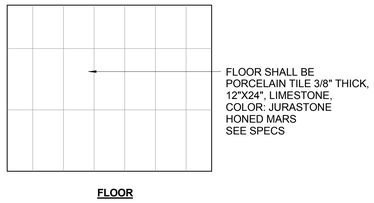

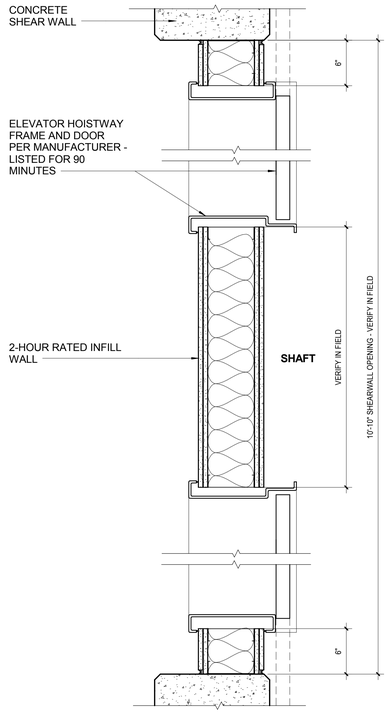

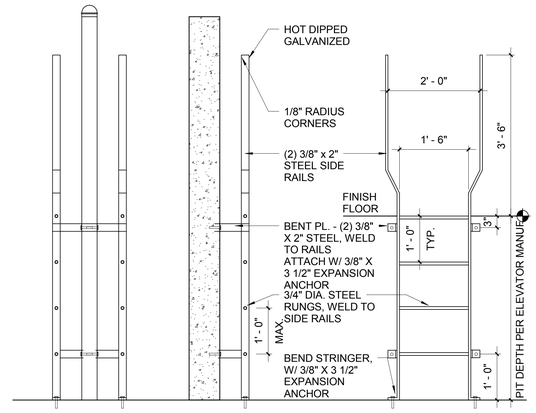

NOTES:
1. CONTRACTOR TO COORDINATE PIT LADDER LOCATION WITH SELECTED ELEVATOR MANUFACTURER/INSTALLER.
2. ALL WELDED CONSTRUCTION.
3. GRIND ALL EDGES TO RADIUS.

ELEVATOR CAB INTERIOR ELEVATIONS1	1/2" = 1'-0"	7	
ELEVATOR CAB FINISH PLANS1	1/2" = 1'-0"	5	
ELEVATOR #1 AND #2 JAMB- HEAD SIM.1	1 1/2" = 1'-0"	3	
ELEVATOR PIT LADDER1	3/4" = 1'-0"	1	

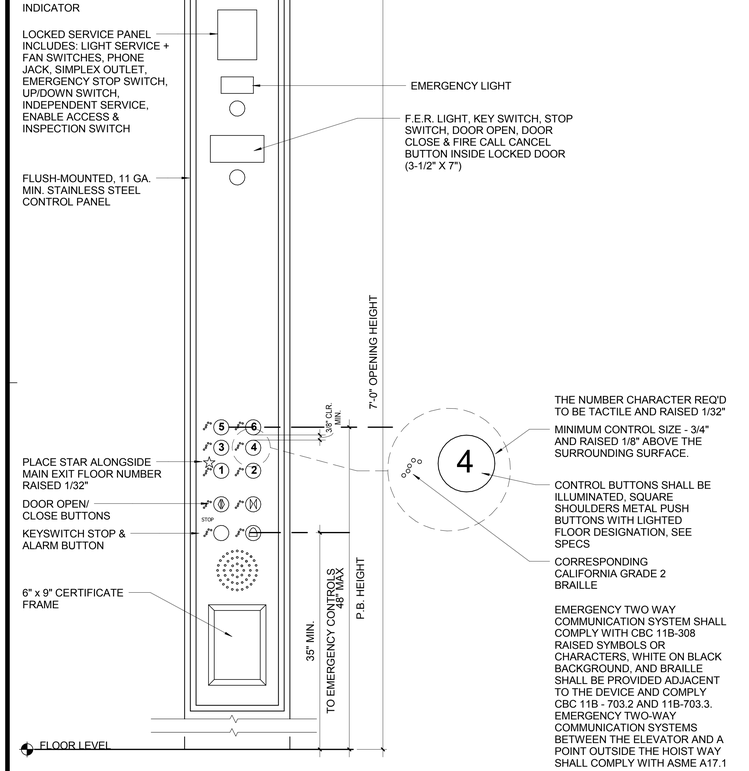

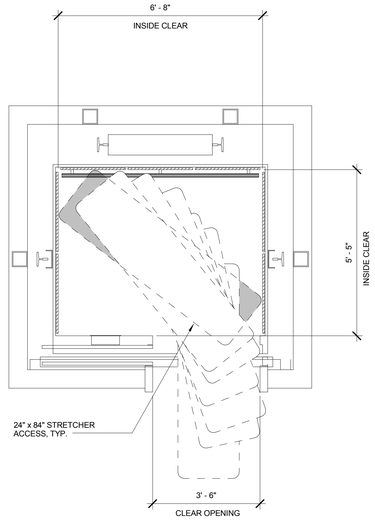

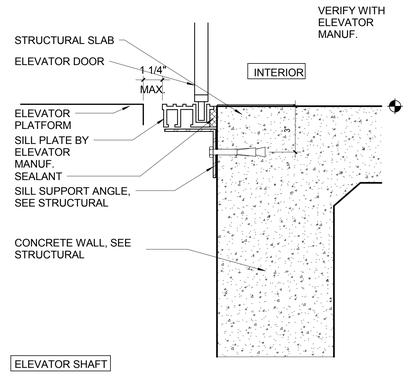

ELEVATOR CONTROL PANEL1	1 1/2" = 1'-0"	8	
STRETCHER REQUIREMENTS1	1/2" = 1'-0"	6	
ELEVATOR TRESH @ CONCRETE SLAB1	3" = 1'-0"	4	

CALIFORNIA BAPTIST UNIVERSITY
EVENTS CENTER
8431 DIANA AVENUE, RIVERSIDE, CA

ISSUE FOR CONSTRUCTION 01-22-2016

LICENSED ARCHITECT ROBERT M. SIMONS No. C-18501 Jan. 31, 2017 STATE OF CALIFORNIA

REVISIONS:

	DESCRIPTION	DATE

DATE ISSUED: 01/22/2016
SVA PROJECT NO: 2014-40129
SCALE: As indicated

SHEET NUMBER: A785
SHEET TITLE:

ELEVATOR DETAILS

3 MACARTHUR PLACE, SUITE 850 SANTA ANA, CA 92707
T 949.809.3380 WWW.SVA-ARCHITECTS.COM

THIS DOCUMENT CONTAINS INFORMATION PROPRIETARY TO SVA ARCHITECTS INC. AND IS FURNISHED IN CONFIDENCE FOR THE LIMITED PURPOSE OF EVALUATION, BIDDING OR REVIEW. THIS DOCUMENT OR ITS CONTENTS MAY NOT BE REPRODUCED, DISTRIBUTED, PUBLISHED, DISPLAYED, REPRODUCED OR DISCLOSED TO OTHERS WITHOUT THE PRIOR WRITTEN CONSENT OF SVA ARCHITECTS INC. ALL RIGHTS RESERVED, © COPYRIGHT 2015.

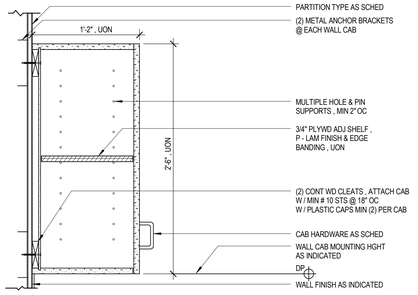

WALL CABINET DET | 1 1/2" = 1'-0" | 5

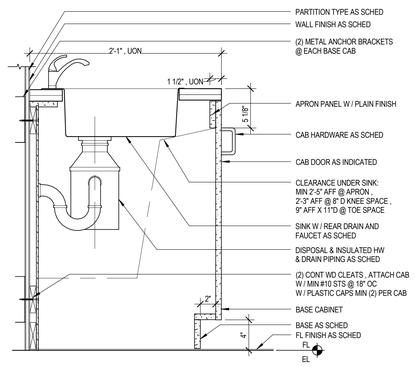

BASE CABINET W / ACCESSIBLE SINK DET | 1 1/2" = 1'-0" | 4

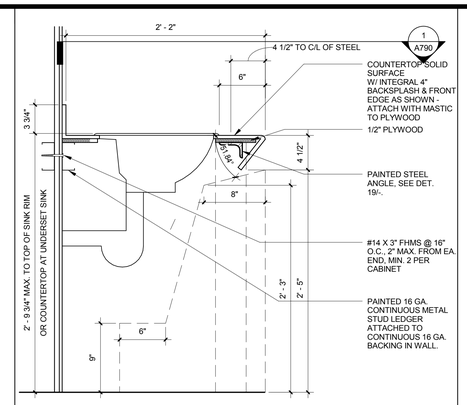

LAVATORY COUNTERTOP | 1 1/2" = 1'-0" | 3

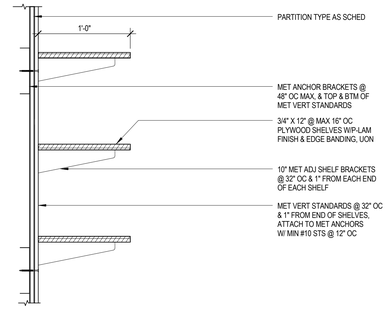

WALL MOUNTED ADJ SHELVING DET | 1 1/2" = 1'-0" | 2

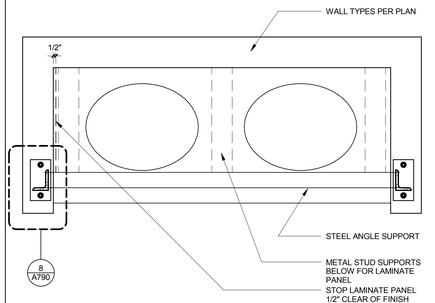

LAVATORY SUPPORT LAYOUT | 1" = 1'-0" | 1

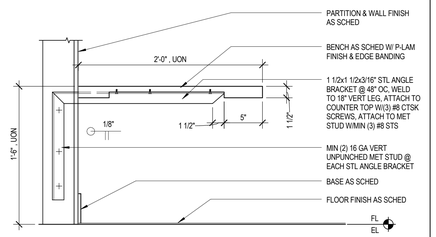

WALL MOUNTED BENCH DET | 1 1/2" = 1'-0" | 6

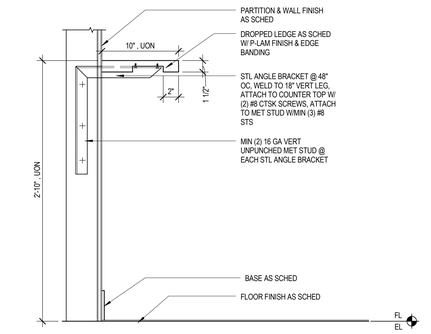

LEDGE DETAIL | 1 1/2" = 1'-0" | 7

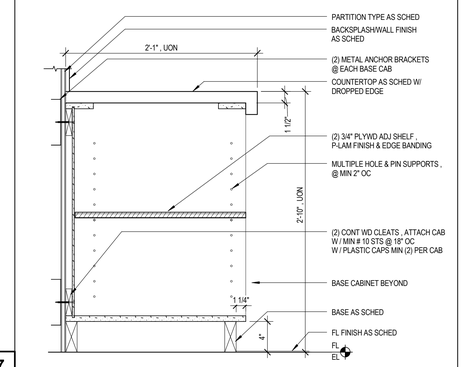

OPEN BASE CABINET DET | 1 1/2" = 1'-0" | 10

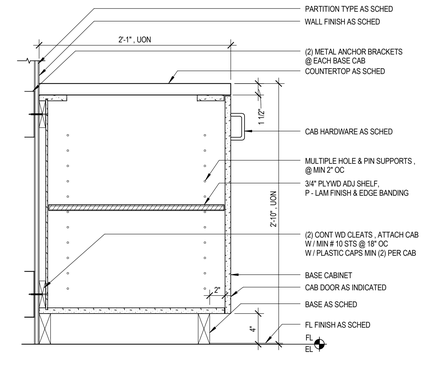

BASE CABINET DET | 1 1/2" = 1'-0" | 9

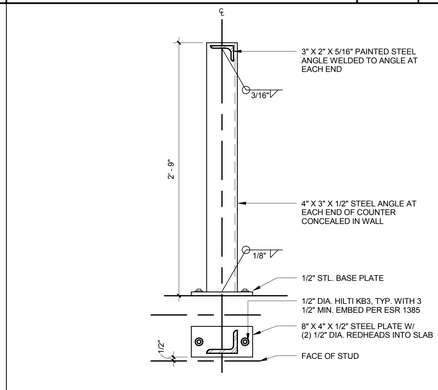

LAV COUNTER SUPPORT | 1 1/2" = 1'-0" | 8

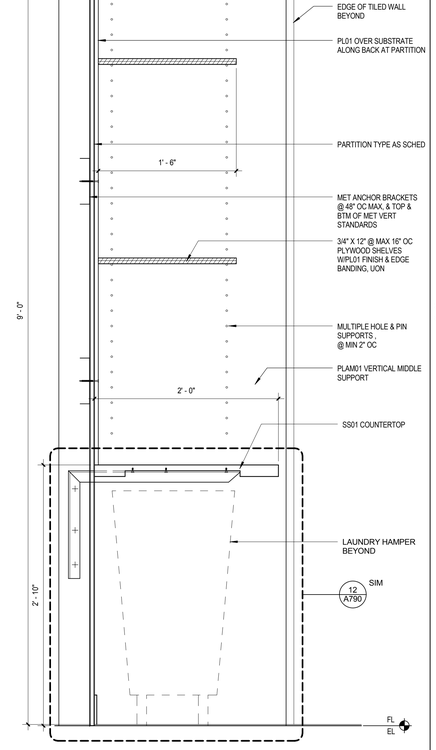

LAUNDRY COUNTER DETAIL | 1 1/2" = 1'-0" | 17

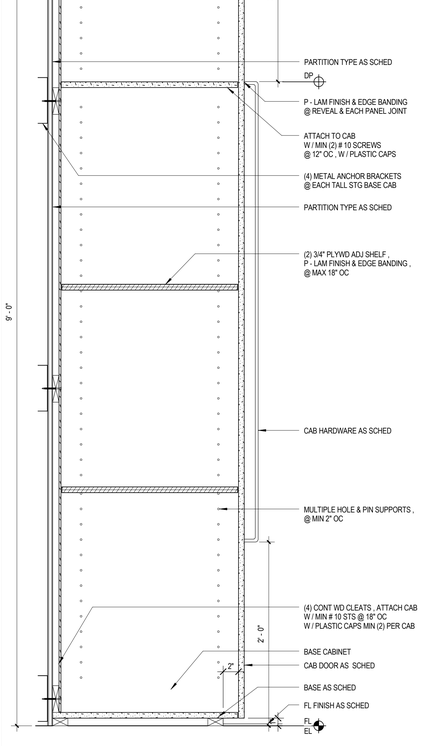

TALL STG CAB DET | 1 1/2" = 1'-0" | 16

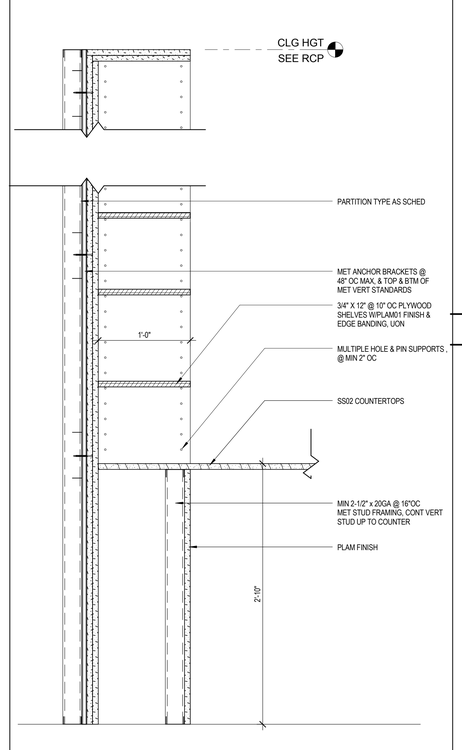

WALL MOUNTED ADJ SHELVING DET | 1 1/2" = 1'-0" | 15

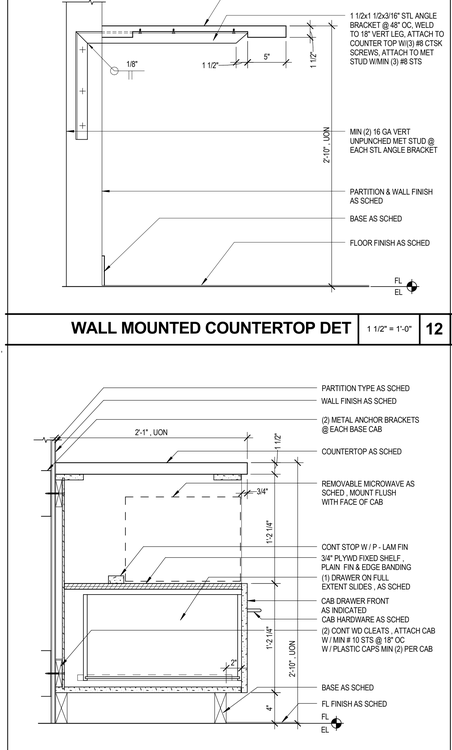

WALL MOUNTED COUNTERTOP DET | 1 1/2" = 1'-0" | 12

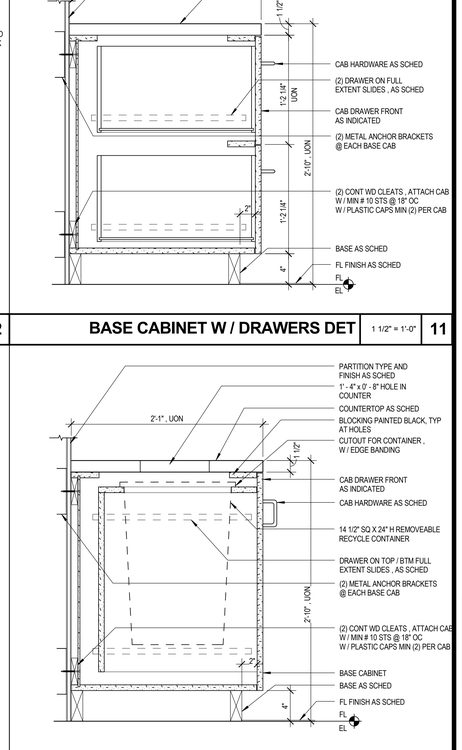

BASE CABINET W / DRAWERS DET | 1 1/2" = 1'-0" | 11

BASE CABINET W/ MICROWAVE DET | 1 1/2" = 1'-0" | 14

BASE CABINET - RECYCLE DRAWER DETAIL | 1 1/2" = 1'-0" | 13

CALIFORNIA BAPTIST UNIVERSITY
EVENTS CENTER

8431 DIANA AVENUE, RIVERSIDE, CA

ISSUE FOR CONSTRUCTION
01-22-2016

LICENSED ARCHITECT
ROBERT M. SIMONS
No. C-18501
Jan. 31, 2017
STATE OF CALIFORNIA

REVISIONS:

	DESCRIPTION	DATE

DATE ISSUED: 01/22/2016
SVA PROJECT NO: 2014-40129
SCALE: As indicated

SHEET NUMBER: A790
SHEET TITLE:

MILLWORK DETAILS

ARCHITECTS
3 MACARTHUR PLACE , SUITE 850 SANTA ANA, CA 92707
T 949.809.3380 WWW.SVA-ARCHITECTS.COM

THIS DOCUMENT CONTAINS INFORMATION PROPRIETARY TO SVA ARCHITECTS INC. AND IS FURNISHED IN CONFIDENCE FOR THE LIMITED PURPOSE OF EVALUATION, BIDDING OR REVIEW. THIS DOCUMENT OR ITS CONTENTS MAY NOT BE USED FOR ANY OTHER PURPOSE AND MAY NOT BE REPRODUCED OR DISCLOSED TO OTHERS WITHOUT THE PRIOR WRITTEN CONSENT OF SVA ARCHITECTS INC. ALL RIGHTS RESERVED, © COPYRIGHT 2015.

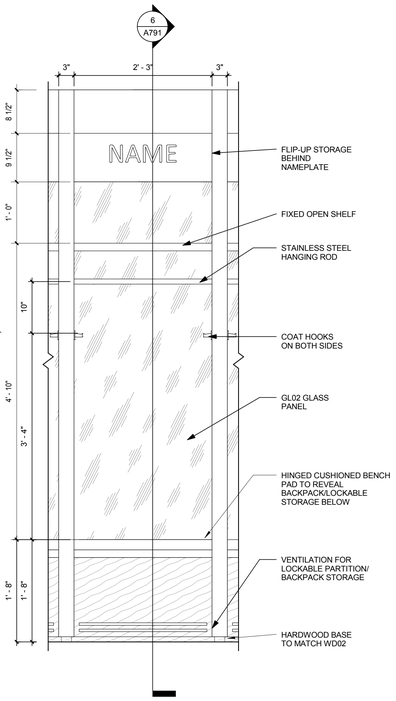

HOME TEAM LOCKER ELEVATION | 1" = 1'-0" | 7

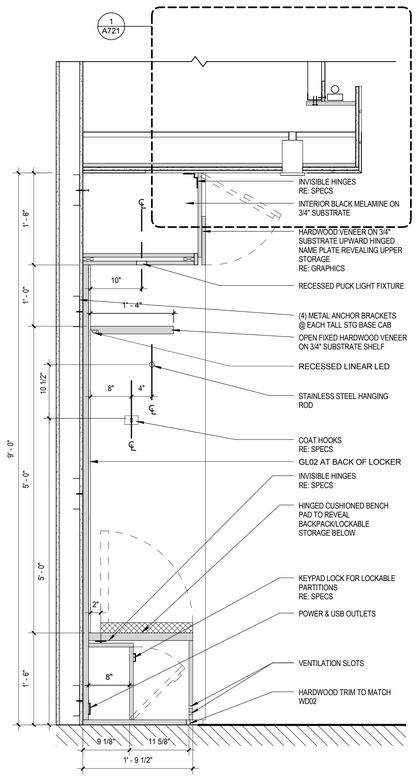

MENS HOME TEAM LOCKER SECTION | 1" = 1'-0" | 6

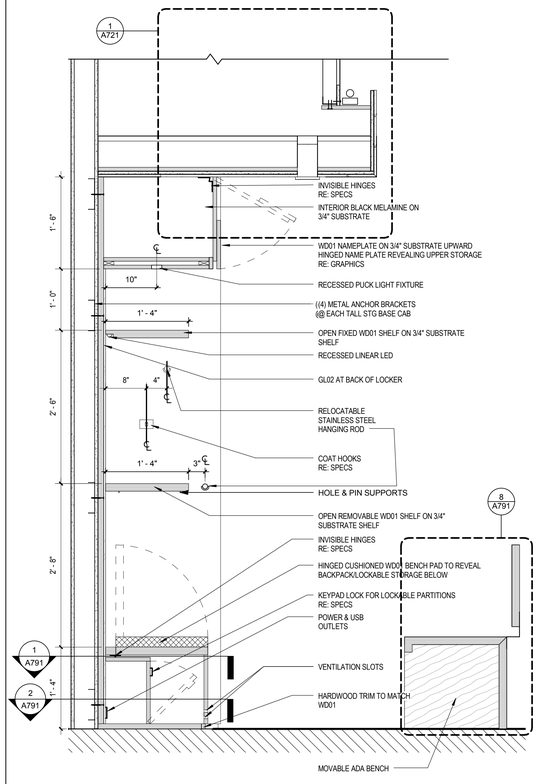

ADA LOCKER SECTION | 1" = 1'-0" | 5

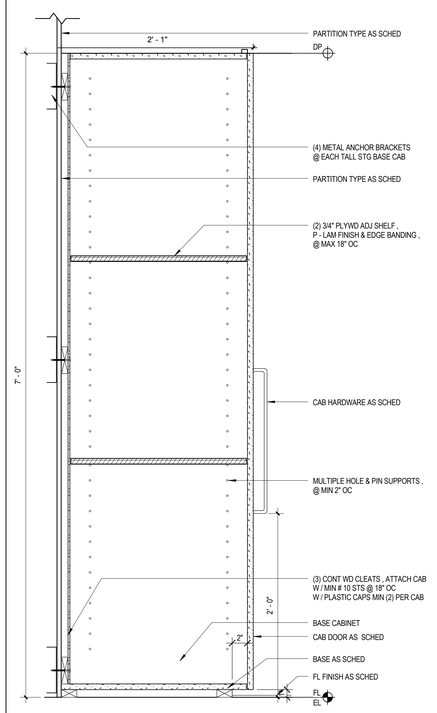

TALL CABINET SECTION | 1 1/2" = 1'-0" | 4

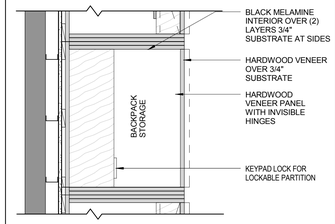

TEAM LOCKER BASE 1 | 1" = 1'-0" | 1

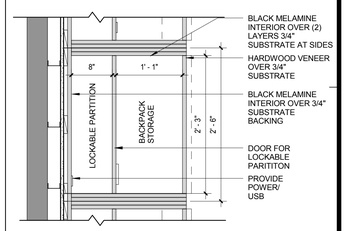

TEAM LOCKER BASE 2 | 1" = 1'-0" | 2

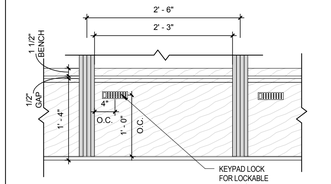

TEAM LOCKER LOCK DOOR | 1" = 1'-0" | 3

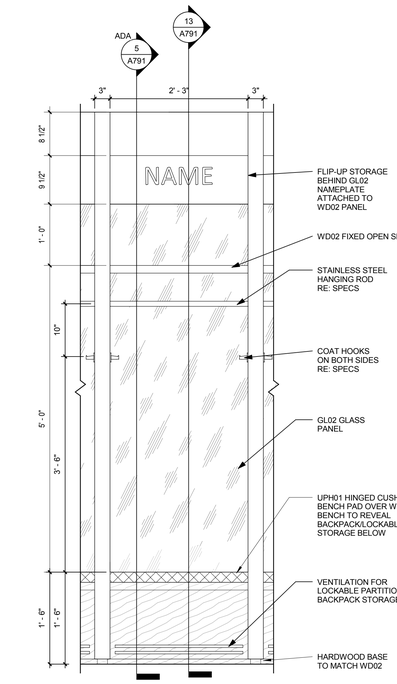

WOMENS HOME TEAM LOCKER ELEVATION | 1" = 1'-0" | 14

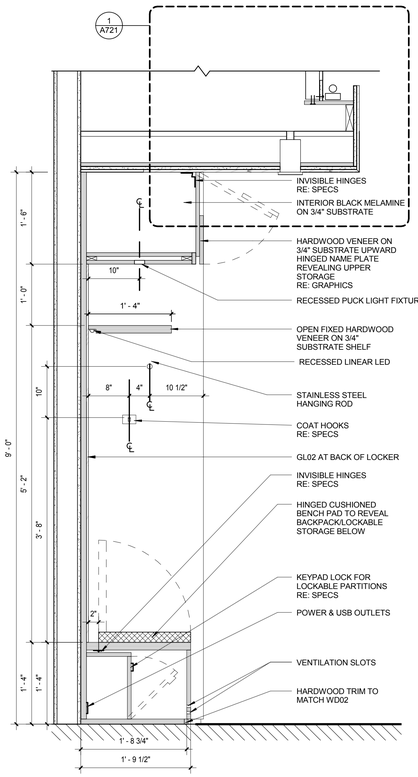

WOMENS HOME TEAM LOCKER SECTION | 1" = 1'-0" | 13

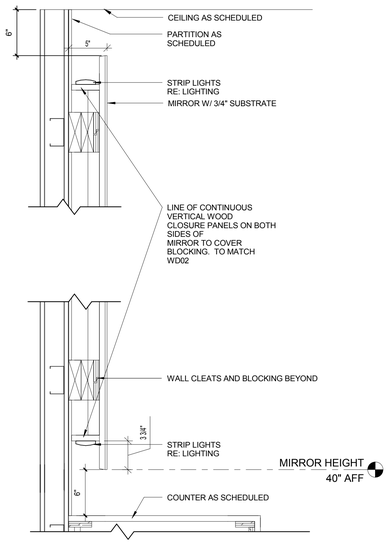

SECTION @ MIRROR | 1 1/2" = 1'-0" | 12

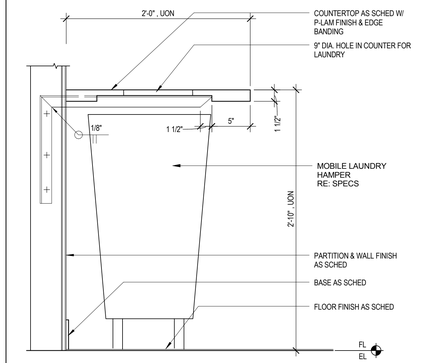

WALL MOUNTED COUNTERTOP DET | 1 1/2" = 1'-0" | 9

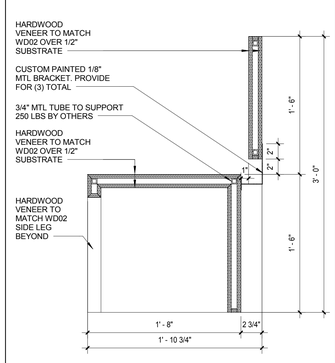

ADA BENCH SECTION | 1 1/2" = 1'-0" | 8

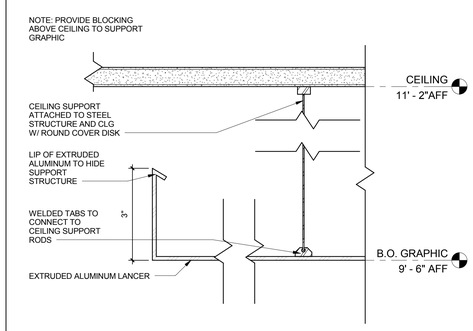

ALUM LANCER SECTION | 6" = 1'-0" | 11

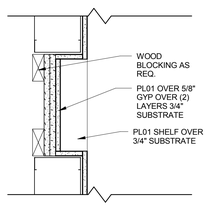

STORAGE NOOK | 1 1/2" = 1'-0" | 10

CALIFORNIA BAPTIST UNIVERSITY

EVENTS CENTER

8431 DIANA AVENUE, RIVERSIDE, CA

ISSUE FOR CONSTRUCTION 01-22-2016

LICENSED ARCHITECT ROBERT M. SIMONS No. C-18501 Jan. 31, 2017 STATE OF CALIFORNIA

REVISIONS:

	DESCRIPTION	DATE

DATE ISSUED: 01/22/2016

SVA PROJECT NO: 2014-40129

SCALE: As indicated

SHEET NUMBER: A791

SHEET TITLE:

MILLWORK DETAILS

3 MACARTHUR PLACE, SUITE 850 SANTA ANA, CA 92707
T 949.809.3380 WWW.SVA-ARCHITECTS.COM

THIS DOCUMENT CONTAINS INFORMATION PROPRIETARY TO SVA ARCHITECTS INC. AND IS FURNISHED IN CONFIDENCE FOR THE LIMITED PURPOSE OF EVALUATION, BIDDING OR REVIEW. THIS DOCUMENT OR ITS CONTENTS MAY NOT BE USED FOR ANY OTHER PURPOSE AND MAY NOT BE REPRODUCED OR DISCLOSED TO OTHERS WITHOUT THE PRIOR WRITTEN CONSENT OF SVA ARCHITECTS INC. ALL RIGHTS RESERVED. © COPYRIGHT 2015.

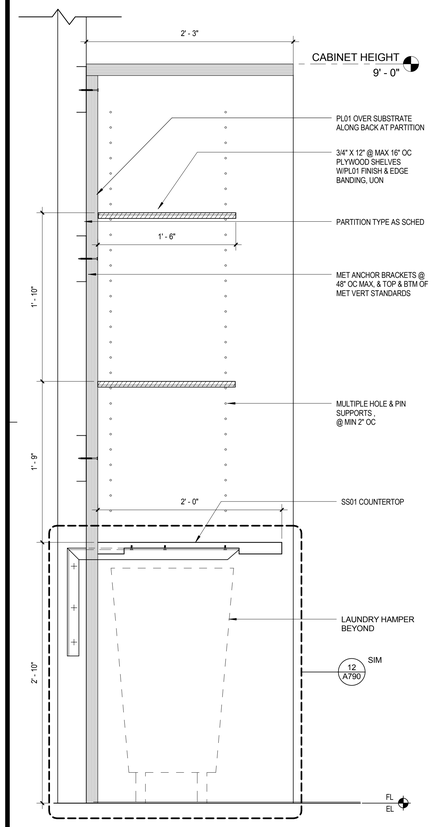

VISITORS LAUNDRY COUNTER DETAIL | 1 1/2" = 1'-0" | 3

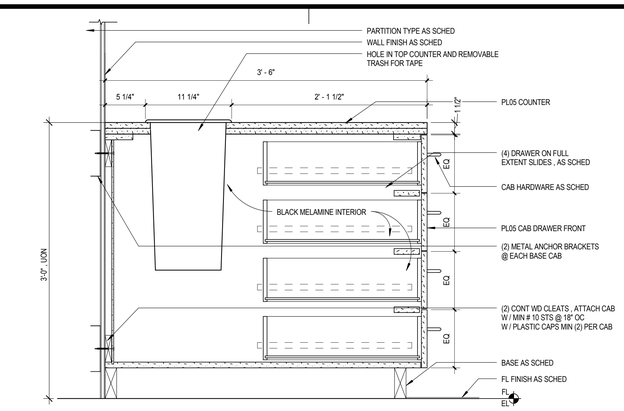

TAPING TABLE BASE - DRAWERS | 1 1/2" = 1'-0" | 2

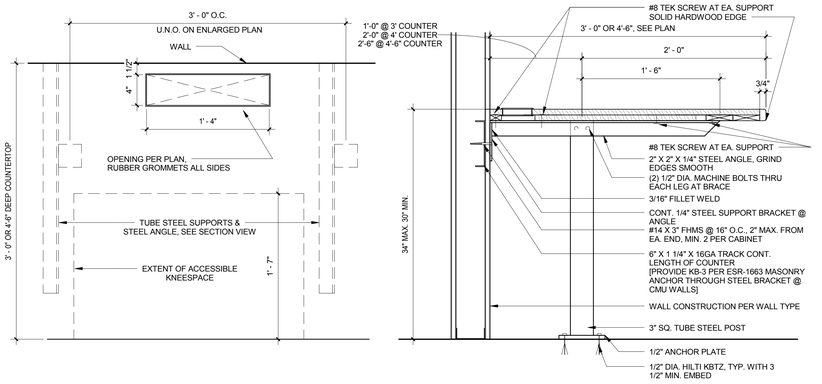

CONTROL ROOM COUNTER | 1 1/2" = 1'-0" | 1

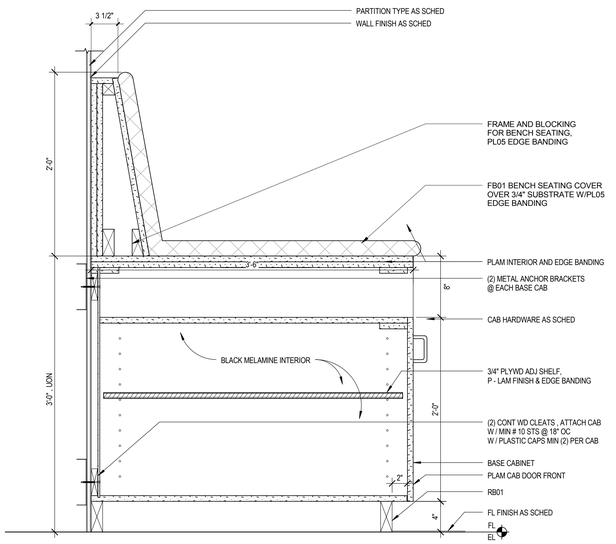

TAPING TABLE BASE - SEAT | 1 1/2" = 1'-0" | 4

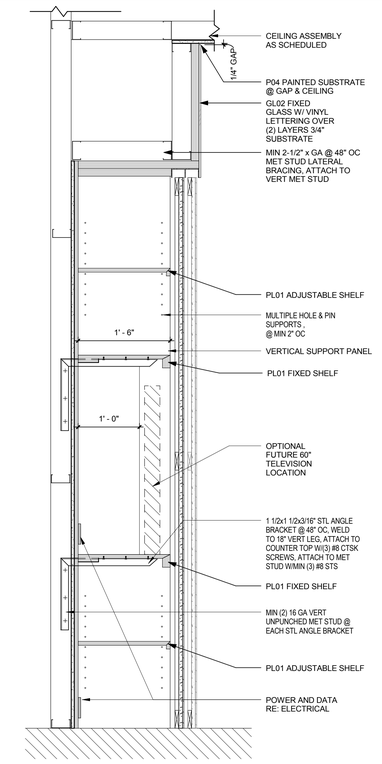

SECTION @ MEDIA STORAGE 2 | 1" = 1'-0" | 6

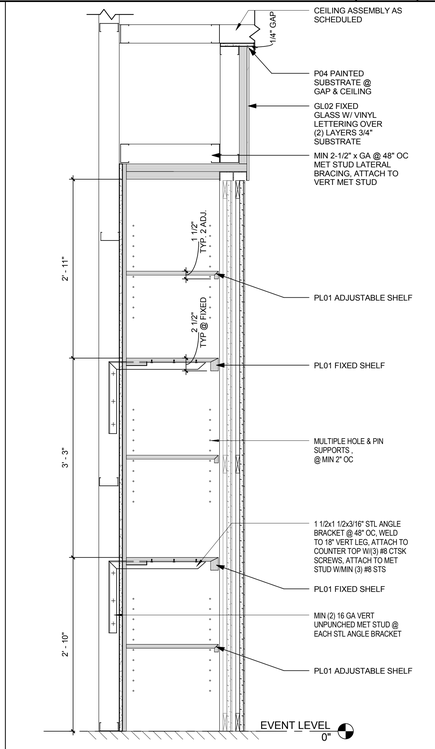

SECTION @ MEDIA STORAGE | 1" = 1'-0" | 5

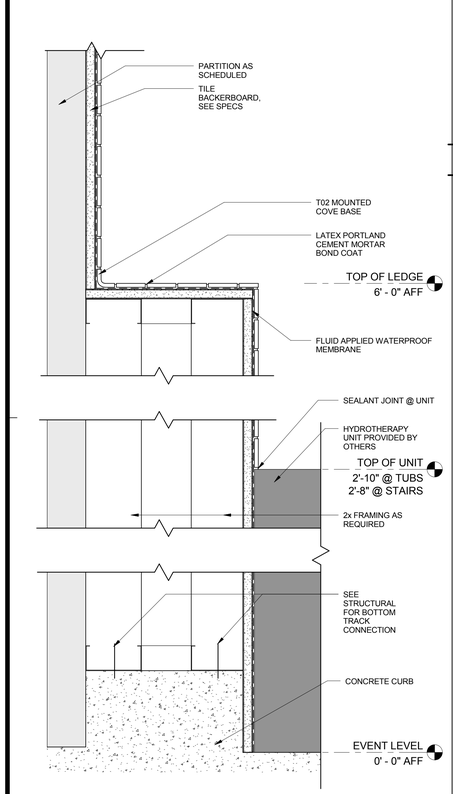

HYDROTHERAPY LEDGE | 3" = 1'-0" | 9

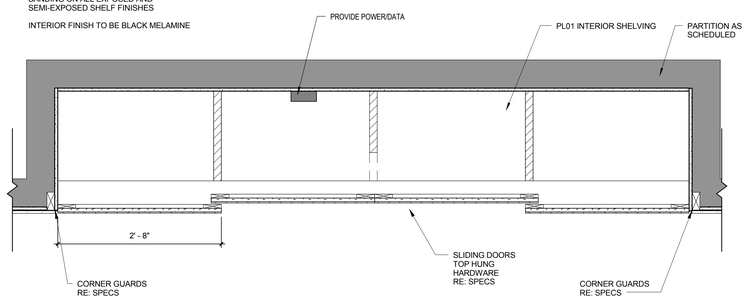

PUSH DOOR CABINETS | 1" = 1'-0" | 8

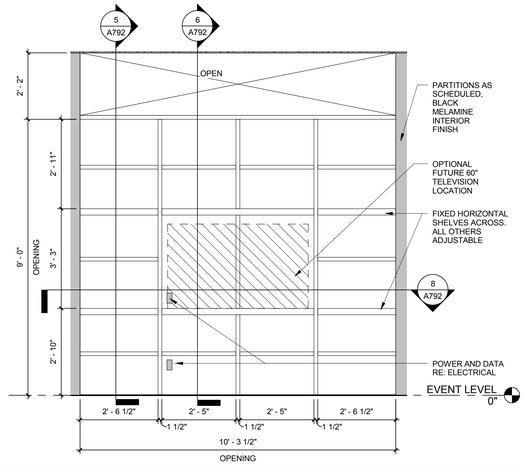

MEDIA STORAGE WALL ELEVATION | 1/2" = 1'-0" | 7

CALIFORNIA BAPTIST UNIVERSITY

EVENTS CENTER

8431 DIANA AVENUE, RIVERSIDE, CA

ISSUE FOR CONSTRUCTION 01-22-2016

LICENSED ARCHITECT ROBERT M. SIMONS No. C-18301 Jan. 31, 2017 STATE OF CALIFORNIA

REVISIONS:

	DESCRIPTION	DATE

DATE ISSUED: 01/22/2016

SVA PROJECT NO: 2014-40129

SCALE: As indicated

SHEET NUMBER: A792

SHEET TITLE:

MILLWORK DETAILS

ARCHITECTS

3 MACARTHUR PLACE, SUITE 850 SANTA ANA, CA 92707

T 949.809.3380 WWW.SVA-ARCHITECTS.COM

THIS DOCUMENT CONTAINS INFORMATION PROPRIETARY TO SVA ARCHITECTS INC. AND IS PROVIDED FOR REVIEW PURPOSES ONLY. FOR PLANNING, EVALUATION, BIDDING OR REVIEW. THIS DOCUMENT OR ITS CONTENTS MAY NOT BE USED FOR ANY OTHER PURPOSE AND MAY NOT BE REPRODUCED OR DISCLOSED TO OTHERS WITHOUT THE PRIOR WRITTEN CONSENT OF SVA ARCHITECTS INC. ALL RIGHTS RESERVED, © COPYRIGHT 2015.

OPENING NUMBER	DOOR: PANEL TYPE	DOOR: CONSTRUCTION TYPE	DOOR: PANEL FINISH	DOOR: GLASS TYPE	DOOR: PANEL WIDTH 1	DOOR: PANEL HEIGHT	FRAME: TYPE	FRAME: CONSTRUCTION TYPE	FRAME GLASS TYPE 1	DOOR: HEAD	DOOR: JAMB	DOOR: THRESHOLD	HARDWARE GROUP	FIRE RATING	REMARKS
EVENT LEVEL															
A101	FG			GL	3' - 0"	7' - 0"						6/A770	06		2
A102	F	WD			3' - 0"	7' - 0"	02	AL	GL-02			6/A770	31		
A103	F	WD			3' - 0"	7' - 0"	02	AL	GL-02			6/A770	31		
A104	F	WD			3' - 0"	7' - 0"	02	AL	GL-02			6/A770	31		
A105	F	WD			3' - 0"	7' - 0"	02	AL	GL-02			6/A770	31		
A106	F	WD			3' - 0"	7' - 0"	02	AL	GL-02			6/A770	31		
A107	F	WD			3' - 0"	7' - 0"	02	AL	GL-02			6/A770	31		
A108	F	WD	PT		3' - 0"	7' - 0"		HM		3/A770	3/A770	6/A770	31		1
A109	F	WD	STAIN		3' - 0"	7' - 0"	02	AL	GL-02			6/A770	31		
A110	F	WD			3' - 0"	7' - 0"	02	AL	GL-02	3/A770	3/A770		13		
A111	F	WD			3' - 0"	7' - 0"	02	AL	GL-02			6/A770	37		
A113	F	WD			3' - 0"	7' - 0"	02	AL	GL-02				31		
A114	F	WD			3' - 0"	7' - 0"	02	AL	GL-02			6/A770	31		
A116A	F	WD			3' - 0"	7' - 0"	02	AL	GL-02			6/A770	30		1
A116B	F	WD			3' - 0"	7' - 0"		HM		3/A770	3/A770	6/A770	34		1, 2
A117	F	WD			3' - 0"	7' - 0"	02	AL	GL-02			6/A770	12		1
A120B	F	WD			3' - 0"	7' - 0"		HM		3/A770	3/A770	6/A770	20		
A121A	FG			GL-02	3' - 6"	7' - 0"						6/A770	20		
A121C	FG			GL-02	3' - 6"	7' - 0"						6/A770	20		
A121E	FG			GL-02	3' - 6"	7' - 0"						6/A770	04		
A121F	FG			GL-02	3' - 6"	7' - 0"						6/A770	04		
A122A	F	WD			3' - 0"	7' - 0"		HM		3/A770	3/A770	6/A770	15		1, 2
A122B	F	WD			3' - 0"	7' - 0"		HM		3/A770	3/A770	6/A770	14		1, 2
A122D	FG			GL-02	3' - 6"	7' - 0"						6/A770	04		
A122E	FG			GL	3' - 0"	7' - 0"						6/A770	08		2
A122F	F	HM			3' - 0"	7' - 0"		HM							
A123															TYPE K
A124A	F	WD			3' - 0"	7' - 0"		HM		3/A770	3/A770	6/A770	28		1
A125A	F	WD			3' - 0"	7' - 0"		HM		3/A770	3/A770	6/A770	28		1
A126	F	WD			3' - 0"	7' - 0"		HM		3/A770	3/A770	6/A770	25		1
A126A	F	WD			3' - 0"	7' - 0"		HM		3/A770	3/A770	6/A770	38		
A127B	F	HM			3' - 0"	7' - 0"		HM					38	20	
A128A	F	WD			3' - 0"	7' - 0"		HM		3/A770	3/A770	6/A770	33		1
A128B	F	WD			3' - 0"	7' - 0"		HM		3/A770	3/A770	6/A770	34		1, 2
A129	F	WD	STAIN		3' - 1 3/4"	6' - 11"		AL				6/A770	30		1
A130	F	WD			3' - 0"	7' - 0"		HM		3/A770	3/A770	6/A770	16	60	2
A131	F	WD			3' - 0"	7' - 0"		HM		3/A770	3/A770	6/A770	16	60	2
A133	F	WD			3' - 0"	7' - 0"		AL				6/A770	30		
A134	F	WD	STAIN		2' - 9"	6' - 11"		AL				6/A770	31		
A138	F	WD	STAIN		2' - 9"	6' - 11"		AL				6/A770	31		
A140	FG			GL-02	3' - 0"	7' - 0"						6/A770	56		2
A145	F	WD			3' - 0"	7' - 0"	02	AL	GL-02	3/A770	3/A770	6/A770	31		
A170	F	WD			3' - 6"	7' - 0"		HM		2/A770	1/A770	6/A770	38	90	
A199												6/A770	09		
B100	F	WD			3' - 0"	7' - 0"		HM		3/A770	3/A770	6/A770	39		
B101B	FG	AL		GL-02	3' - 0"	7' - 0"	00					6/A770	62		
B101C	FG	AL		GL-02	3' - 0"	7' - 0"	00					6/A770	54		2
B102	F	WD			3' - 0"	7' - 0"		HM		3/A770	3/A770	6/A770	15		1, 2, 4
B103	F	WD			3' - 0"	7' - 0"		HM		3/A770	3/A770	6/A770	13		4
B107	F	WD			3' - 0"	7' - 0"	02	AL	GL-02			6/A770	31		
B108	F	WD			3' - 0"	7' - 0"	02	AL	GL-02			6/A770	31		
B109	F	WD			3' - 0"	7' - 0"		HM		3/A770	3/A770	6/A770	33		1
B110	F	WD			3' - 0"	7' - 0"	02	AL	GL-02			6/A770	30		1
B111	F	WD			3' - 0"	7' - 0"	02	AL	GL-02			6/A770	30		1
B112	F	WD			3' - 0"	7' - 0"		HM		3/A770	3/A770	6/A770	15		1, 2
B114	FG			GL	3' - 0"	7' - 0"						6/A770	06		
B115	F	HM			3' - 0"	7' - 0"		HM		3/A770	3/A770	6/A770	15	45	2
B116	F	HM			3' - 0"	7' - 0"		HM		3/A770	3/A770	6/A770	15	60	2
B117	F	WD			4' - 0"	7' - 0"		HM		3/A770	3/A770	6/A770	39	90	
B118	F	HM			3' - 0"	7' - 0"		HM		3/A770	3/A770	6/A770	15	60	2
B118A	F	WD			4' - 0"	7' - 0"		HM		3/A770	3/A770	6/A770	40		
B119	F	HM			3' - 0"	7' - 0"		HM		3/A770	3/A770	6/A770	50	45	2
B121A	F	HM			3' - 0"	7' - 0"		HM		3/A770	3/A770	6/A770	47		
B121B	F	HM			3' - 0"	7' - 0"		HM		3/A770	3/A770	6/A770	47		
B121G	FG			GL-02	3' - 6"	7' - 0"						6/A770	04A		
B121H	FG			GL-02	3' - 6"	7' - 0"						6/A770	04A		
B121J	FG			GL-02	3' - 6"	7' - 0"						6/A770	04A		
B122	F	HM			4' - 0"	8' - 10"	01HM	HM		3/A770	3/A770	6/A770	48		
B122C	FG			GL-02	3' - 6"	7' - 0"						6/A770	04		2
B123A	SF				3' - 0"	7' - 0"		ST				6/A770	41		2, 4
B123B	SF				3' - 0"	7' - 0"		ST				6/A770	41		2, 4
B124B	F	WD			3' - 0"	7' - 0"		HM		3/A770	3/A770	6/A770	28		1
B125B	F	WD			3' - 0"	7' - 0"		HM		3/A770	3/A770	6/A770	28		1
B127B	F	HM			3' - 0"	7' - 0"		HM					38	20	
B130															TYPE K
B140A	F	WD			3' - 0"	7' - 0"		HM		3/A770	3/A770	6/A770	20		
B199												6/A770	09		
B212	F	WD			3' - 0"	7' - 0"		HM		3/A770	3/A770	6/A770	15		2, 4
B213	SF				3' - 0"	7' - 0"		ST				6/A770	41	45	
BS11A	F	HM			3' - 0"	7' - 0"		HM		3/A770	3/A770	6/A770	48	90	
BS11B	FG			GL-02	3' - 6"	7' - 0"						6/A770	03		
BS11C	FG			GL-02	3' - 6"	7' - 0"						6/A770	03		
C117	F	HM			3' - 0"	7' - 0"		HM							
C118	F	HM			3' - 0"	7' - 0"		HM							
C118A	F	WD			3' - 0"	7' - 0"		HM		3/A770	3/A770	6/A770	51		
C119-2	F	HM			3' - 0"	7' - 0"		HM							
C120	F	WD			3' - 0"	7' - 0"		HM		3/A770	3/A770	6/A770	35		
C121	F	WD			3' - 0"	7' - 0"		HM		3/A770	3/A770	6/A770	15		1, 2
C123	F	WD			3' - 0"	7' - 0"		HM		3/A770	3/A770	6/A770	13		
C126	F	WD			3' - 0"	7' - 0"		HM		3/A770	3/A770	6/A770	35		
C127	F	WD			3' - 0"	7' - 0"		HM		3/A770	3/A770	6/A770	36		
C128	F	WD			3' - 0"	7' - 0"		HM		3/A770	3/A770	6/A770	36		
C130	F	WD			3' - 0"	7' - 0"		HM		3/A770	3/A770	6/A770	15		1, 2
C131	F	WD			3' - 0"	7' - 0"		HM		3/A770	3/A770	6/A770	13		
C132	F	WD			3' - 0"	7' - 0"		HM		3/A770	3/A770	6/A770	35		
C133	F	WD			3' - 0"	7' - 0"		HM		3/A770	3/A770	6/A770	35		
C136R	F	HM			3' - 0"	7' - 0"		HM					49		
C141	F	WD	STAIN		3' - 0"	6' - 11"		AL				6/A770	30		1
C142	F	WD			3' - 0"	7' - 0"		AL				6/A770	30		
C143	F	WD	STAIN		3' - 0"	6' - 11"		AL				6/A770	31		
C144	F	WD	STAIN		3' - 0"	6' - 11"		AL				6/A770	31		
C145	F	WD	STAIN		3' - 0"	6' - 9"		AL				6/A770	31		
C148A	F	WD			3' - 0"	7' - 0"		HM		3/A770	3/A770	6/A770	11		1
C148B	F	WD			3' - 0"	7' - 0"		HM		3/A770	3/A770	6/A770	15		1, 2
C150	F	WD			3' - 0"	7' - 0"		HM		3/A770	3/A770	6/A770	15	45	2
C151	F	WD			3' - 0"	7' - 0"		HM		3/A770	3/A770	6/A770	38	45	
C151A	F	WD			3' - 0"	7' - 0"		HM		3/A770	3/A770	6/A770	51		
C152	F	WD			3' - 0"	7' - 0"		HM		3/A770	3/A770	6/A770	16	60	2
C153	F	WD			3' - 0"	7' - 0"		HM		3/A770	3/A770	6/A770	16	60	2
C154	F	WD			3' - 0"	7' - 0"		HM		3/A770	3/A770	6/A770	15		1, 2
C154A	F	WD			3' - 0"	7' - 0"		HM		3/A770	3/A770	6/A770	51		
C156	F	WD			3' - 0"	7' - 0"		HM		3/A770	3/A770	6/A770	21	45	2
C156A	F	HM			3' - 0"	7' - 0"		HM		3/A770	3/A770	6/A770	49		
C156B	F	HM			3' - 0"	7' - 0"		HM					49		
C157A	F	HM			3' - 0"	7' - 0"		HM		3/A770	3/A770	6/A770	15		1, 2
C157B	F	WD			3' - 0"	7' - 0"	02	AL	GL-02			6/A770	29		
C158	F	WD			3' - 0"	7' - 0"		HM		3/A770	3/A770	6/A770	15	45	
C158B	F	WD			3' - 0"	7' - 0"				3/A770	3/A770	6/A770	20		
C160	F	WD			3' - 0"	7' - 0"		HM		3/A770	3/A770	6/A770	15		1
C164	F	WD	ST		3' - 0"	7' - 0"		HM		3/A770	3/A770	6/A770	42	60	
C199-1	F	HM			3' - 0"	7' - 0"		HM							
CS21A	F	HM			3' - 0"	7' - 0"		HM		3/A770	3/A770	6/A770	48	90	
CS21B	FG			GL-02	3' - 6"	7' - 0"						6/A770	03		
CS21C	F	HM			3' - 0"	7' - 0"		HM		3/A770	3/A770	6/A770	48	90	
CS21D	FG			GL-02	3' - 6"	7' - 0"						6/A770	03		
D101	F	HM			3' - 0"	7' - 0"		HM		3/A770	3/A770	6/A770	50	45	
D101A	SF				3' - 0"	7' - 0"		ST				6/A770	38	45	
D102A	F	WD			3' - 0"	7' - 0"		HM		3/A770	3/A770	6/A770	15		1, 2
D102B	F	WD			3' - 0"	7' - 0"		HM		3/A770	3/A770	6/A770	15		1
D103A	F	HM			3' - 0"	7' - 0"		HM		3/A770	3/A770	6/A770	49	45	
D104	F	HM			3' - 0"	7' - 0"		HM		3/A770	3/A770	6/A770	21	45	2
D104A	F	HM			3' - 0"	7' - 0"		HM		3/A770	3/A770	6/A770	49		
D104B	F	HM			3' - 0"	7' - 0"		HM					49		
D105	F	WD			3' - 0"	7' - 0"		HM		3/A770	3/A770	6/A770	52		1
D106	F	WD			3' - 0"	7' - 0"		HM		3/A770	3/A770	6/A770	52		1
D107	F		STAIN		3' - 0"	7' - 0"	02		GL-02			6/A770	14		1
D108	F		STAIN		3' - 0"	7' - 0"	02		GL-02			6/A770	44		1
D109	F	WD			3' - 0"	7' - 0"		HM		3/A770	3/A770	6/A770	20		

OPENING NUMBER	DOOR: PANEL TYPE	DOOR: CONSTRUCTION TYPE	DOOR: PANEL FINISH	DOOR: GLASS TYPE	DOOR: PANEL WIDTH 1	DOOR: PANEL HEIGHT	FRAME: TYPE	FRAME: CONSTRUCTION TYPE	FRAME GLASS TYPE 1	DOOR: HEAD	DOOR: JAMB	DOOR: THRESHOLD	HARDWARE GROUP	FIRE RATING	REMARKS
D110B	FG	AL		GL-02	3' - 0"	7' - 0"			GL-02			6/A770	32		1
D115	F	WD			3' - 0"	7' - 0"		HM		3/A770	3/A770	6/A770	15		1, 2
D115A	F	WD			3' - 0"	7' - 0"		HM		3/A770	3/A770	6/A770	35		
D116	F	WD			3' - 0"	7' - 0"		HM		3/A770	3/A770	6/A770	36		
D117	F	WD			3' - 0"	7' - 0"		HM		3/A770	3/A770	6/A770	36		
D119	F	WD			3' - 0"	7' - 0"		HM		3/A770	3/A770	6/A770	36		
D120	F	WD			3' - 0"	7' - 0"		HM		3/A770	3/A770	6/A770	35		
D121A	F	WD			3' - 0"	7' - 0"		HM		3/A770	3/A770	6/A770	35		
D121B	F	WD			3' - 0"	7' - 0"		HM		3/A770	3/A770	6/A770	35		
D121C	F	WD			3' - 0"	7' - 0"		HM		3/A770	3/A770	6/A770	22		
D122	F	WD			3' - 0"	7' - 0"		HM		3/A770	3/A770	6/A770	15		1, 2
D122A	F	WD			3' - 0"	7' - 0"		HM		3/A770	3/A770	6/A770	35		
D123	F	WD			3' - 0"	7' - 0"		HM		3/A770	3/A770	6/A770	36		
D124	F	WD			3' - 0"	7' - 0"		HM		3/A770	3/A770	6/A770	36		
D126	F	WD			3' - 0"	7' - 0"		HM		3/A770	3/A770	6/A770	36		
D127	F	WD			3' - 0"	7' - 0"		HM		3/A770	3/A770	6/A770	35		
D130	F	HM			3' - 0"	7' - 0"		HM		3/A770	3/A770	6/A770	15	60	2
D131	F	HM			3' - 0"	7' - 0"		HM		3/A770	3/A770	6/A770	15	60	2
D132	F	WD			3' - 0"	7' - 0"		HM		3/A770	3/A770	6/A770	19		1
D132B	F	WD			3' - 0"	7' - 0"		HM		3/A770	3/A770	6/A770	51		
D133A	F	WD			3' - 0"	7' - 0"		HM		3/A770	3/A770	6/A770	19		1
D133B	F	WD			3' - 0"	7' - 0"		HM		3/A770	3/A770	6/A770	51		
D136R	F	HM			3' - 0"	7' - 0"		HM					49		
DS31A	F	HM			3' - 0"	7' - 0"		HM		3/A770	3/A770	6/A770	48	90	
DS31B	FG			GL-02	3' - 6"	7' - 0"						6/A770	03		2
DS31C	F	HM			3' - 0"	7' - 0"		HM		3/A770	3/A770	6/A770	48	90	
DS31D	FG			GL-02	3' - 6"	7' - 0"						6/A770	03		
E100	F	HM			3' - 0"	7' - 0"		HM		2/A770	1/A770	6/A770			
E101A	F	HM			3' - 0"	7' - 0"		HM		3/A770	3/A770	6/A770	46		
E102	F	HM			3' - 0"	7' - 0"		HM		3/A770	3/A770	6/A770	45		
E104A	F	HM			3' - 0"	7' - 0"		HM		2/A770	1/A770	6/A770	02		
E104B	F	HM			3' - 0"	7' - 0"		HM		3/A770	3/A770	6/A770	49		
E105A	F	WD			3' - 0"	7' - 0"		HM		3/A770	3/A770	6/A770	23	90	
E105B	F	HM			3' - 0"	7' - 0"		HM		2/A770	1/A770	6/A770	01		
E105C	F	HM			3' - 0"	7' - 0"		HM		2/A770	1/A770	6/A770	01		
E106	F	HM			3' - 0"	7' - 0"		HM		3/A770	3/A770	6/A770	49		
E106B	F	HM			3' - 0"	7' - 0"		HM		2/A770	1/A770	6/A770	01		
E107	F	HM			3' - 0"	7' - 0"		HM		2/A770	1/A770	6/A770	01		
E108A												6/A770	07		
E108B												6/A770	07		
E108C	F	HM			3' - 0"	7' - 0"		HM		2/A770	1/A770	6/A770	01		
OHDA123															
OHDA127A	CF1	ST			8' - 6"	8' - 6"	00	ST				6/A770	05	45	
OHDB127B	CF1	ST			8' - 6"	8' - 6"	00	ST				6/A770	05	45	
OHDB130															
OHDC102	CF1	ST			8' - 6"	8' - 6"	00	ST				6/A770	05		OVERHEAD DOOR
OHDD103B	CF1	ST			8' - 6"	8' - 6"	00	ST				6/A770	53		
OHDE101B	CF1	ST			8' - 6"	8' - 6"	00	ST				6/A770	05		
OHDE102B	CF1	ST			6' - 0"	8' - 6"	00	ST				6/A770			
z	F	WD	STAIN		1"	6' - 8"		AL				6/A770	z		
zz	F	WD	STAIN		2"	6' - 8"		AL				6/A770	z		
CONCOURSE LEVEL															
A201										3/A770	3/A770	6/A770	26		TYPE K
A202	F	WD			3' - 0"	7' - 0"		HM		3/A770	3/A770	6/A770	26		
A203A	F	WD	PT		3' - 0"	7' - 0"		HM		3/A770	3/A770	6/A770	15		
A203B	F	WD			3' - 0"	7' - 0"		HM		3/A770	3/A770	6/A770	26		
A204	F	WD			3' - 0"	7' - 0"		HM		3/A770	3/A770	6/A770	15		2
A207	F	WD			3' - 0"	7' - 0"		HM		3/A770	3/A770	6/A770	28		
A208A	F	WD			3' - 0"	7' - 0"		HM		3/A770	3/A770	6/A770	15		2
A208B	F	WD			3' - 0"	7' - 0"		HM		3/A770	3/A770	6/A770	15		2
A212	F	HM			3' - 0"	7' - 0"		HM							
B120	F	WD			3' - 0"	7' - 0"		HM		3/A770	3/A770	6/A770	61		
B202	F	WD			3' - 0"	7' - 0"		HM		3/A770	3/A770	6/A770	24		
B203	F	WD			3' - 0"	7' - 0"		HM		3/A770	3/A770	6/A770	43		
B204	FG			GL	3' - 0"	7' - 0"						6/A770	27		
B205	F	WD			3' - 0"	7' - 0"		HM		3/A770	3/A770	6/A770	26		
B207	F	WD			3' - 0"	7' - 0"		HM		3/A770	3/A770	6/A770	15		2
B208	F	WD			3' - 0"	7' - 0"		HM		3/A770	3/A770	6/A770	15		2
C201	F	WD			3' - 0"	7' - 0"		HM		3/A770	3/A770	6/A770	20		
C204	F	WD			3' - 0"	7' - 0"		HM		3/A770	3/A770	6/A770	15		2
C205	F	WD			3' - 0"	7' - 0"		HM		3/A770	3/A770	6/A770	15	60	2
C208	F	WD	PT		1"	7' - 0"		HM		3/A770	3/A770	6/A770	24		
C209	F	WD			3' - 0"	7' - 0"		HM		3/A770	3/A770	6/A770	36		
D203	F	WD	PT		3' - 0"	7' - 0"		HM		3/A770	3/A770	6/A770	20		
D203A			PT							3/A770	3/A770	6/A770			TYPE K
D205	F	WD			3' - 0"	7' - 0"		HM		3/A770	3/A770	6/A770	15		2
D206	F	WD			3' - 0"	7' - 0"		HM		3/A770	3/A770	6/A770	15		2
D208	F	WD			3' - 0"	7' - 0"		HM		3/A770	3/A770	6/A770	36		
OHDA201															
OHDB205															
OHDD204															
S210A	F	HM	PT		3' - 0"	7' - 0"		HM		3/A770	3/A770	6/A770	48	90	
S210B	F	HM	PT		3' - 0"	7' - 0"		HM		3/A770	3/A770	6/A770	48	90	
S211A	F	HM	PT		3' - 0"	7' - 0"		HM		3/A770	3/A770	6/A770	48	90	
S211B	F	HM	PT		3' - 0"	7' - 0"		HM		3/A770	3/A770	6/A770	48	90	
S212A	F	HM	PT		3' - 0"	7' - 0"		HM		3/A770	3/A770	6/A770	48	90	
S212B	F	HM	PT		3' - 0"	7' - 0"		HM		3/A770	3/A770	6/A770	48	90	
MEZZANINE LEVEL															
A310	F	HM			3' - 0"	7' - 0"		HM				6/A770	58		
A311	F	HM			3' - 0"	7' - 0"		HM				6/A770	58		
CATWALK LEVEL															
A401	F	HM			3' - 0"	7' - 0"		HM		3/A770	3/A770	6/A770	13	20	
A402	F	WD			3' - 0"	7' - 0"		HM		3/A770	3/A770	6/A770	55	20	
A403	F	WD			3' - 0"	7' - 0"		HM		3/A770	3/A770	6/A770	55		
A408												6/A770	10		
B401	F	HM			3' - 0"	7' - 0"		HM		3/A770	3/A770	6/A770	55		
B402	F	HM			3' - 0"	7' - 0"		HM		3/A770	3/A770	6/A770	36		
B403	F	HM			3' - 0"	7' - 0"		HM		3/A770	3/A770	6/A770	16	90	
B408												6/A770	10		
C401	F	HM			3' - 0"	7' - 0"		HM		3/A770	3/A770	6/A770	17		
C410												6/A770	10		
D401	F	HM			3' - 0"	7' - 0"		HM		3/A770	3/A770	6/A770			
E105D															
E105E															

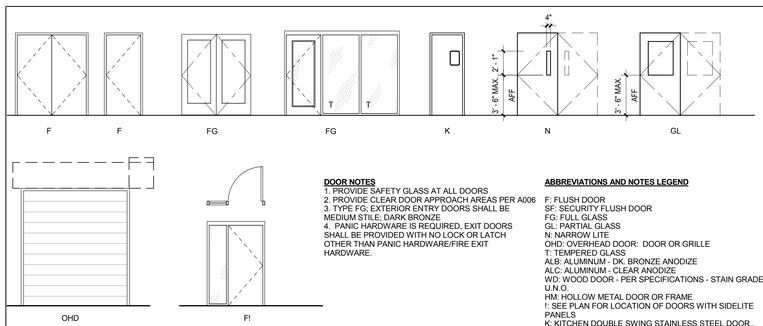

DOOR NOTES
1. PROVIDE SAFETY GLASS AT ALL DOORS
2. PROVIDE CLEAR DOOR APPROACH AREAS PER A006
3. TYPE FG; EXTERIOR ENTRY DOORS SHALL BE MEDIUM STILE; DARK BRONZE
4. PANIC HARDWARE IS REQUIRED, EXIT DOORS SHALL BE PROVIDED WITH NO LOCK OR LATCH OTHER THAN PANIC HARDWARE/FIRE EXIT HARDWARE.

ABBREVIATIONS AND NOTES LEGEND
F: FLUSH DOOR
SF: SECURITY FLUSH DOOR
FG: FULL GLASS
GL: PARTIAL GLASS
N: NARROW LITE
OHD: OVERHEAD DOOR: DOOR OR GRILLE
T: TEMPERED GLASS
ALB: ALUMINUM - DK BRONZE ANODIZE
ALC: ALUMINUM - CLEAR ANODIZE
WD: WOOD DOOR - PER SPECIFICATIONS - STAIN GRADE U.N.O.
HM: HOLLOW METAL DOOR OR FRAME
!: SEE PLAN FOR LOCATION OF DOORS WITH SIDELITE PANELS
K: KITCHEN DOUBLE SWING STAINLESS STEEL DOOR , ELIASON OR EQUIVALENT.

DOOR TYPE LEGEND

1. SOUND SEALS
2. ELECTRONIC ACCESS CONTROL CARD READER
3. 50 STC DOOR
4. SECURITY DOOR WITH HIGH AND LOW PEEP HOLES

REMARKS NOTE LEGEND

1) Overhead coiling door; Exterior; Insulated; Electrically operated; tied into smoke evac. system for provision of make up air
C102: 8'-6" W x 8'-6" T
C103: 8'-6" W x 8'-6" T
C104: 8'-6" W x 12'-0" T

2) Overhead coiling door; Exterior; Insulated; Electrically operated
TRASH ROOM | E102B: 6'-0" W x 8'-6" T
HEAD END ROOM | E101B: 8'-6" W x 8'-6" T

3) Overhead coiling door: INTERIOR; Electrically Operated; Fire Alarm release/operation

STORAGE | A127A: 8'-6" W x 8'-6" T
STORAGE | B127B: 8'-6" W x 8'-6" T
STORAGE | D103: D103B: 8'-6" W x 8'-6" T

4) Overhead Coiling Grille: Interior; Electrically Operated

A) Concession A123 & B130: Basis of Design: Cornell: 14' W x 9'-6" T (floor to ceiling; grille concealed above ceiling)

B) Concession B205: 28' W x 10' T (floor to ceiling; grille concealed above ceiling)

C) Concession D204: 25' W x 9'-6" T (floor to ceiling; grille concealed above ceiling)

*NOTE: GRILLE & OVERHEAD DOOR DIMENSIONS ARE NOMINAL, FINAL DIMENSIONS SHOULD BE FIELD COORDINATED.

OVERHEAD DOOR AND GRILLE NOTES

CALIFORNIA BAPTIST UNIVERSITY
EVENTS CENTER
8431 DIANA AVENUE, RIVERSIDE, CA

ISSUE FOR CONSTRUCTION
01-22-2016

LICENSED ARCHITECT
ROBERT M. SIMONS
No. C-18301
Jan. 31, 2017
STATE OF CALIFORNIA

REVISIONS:

	DESCRIPTION	DATE
1		
2		
3		
4		
5		
6		
7		
8		
9		
10		

DATE ISSUED: 01/22/2016
SVA PROJECT NO: 2014-40129
SCALE: As indicated

SHEET NUMBER: A811
**SHEET



ALL-LITE 24'



ALL-LITE 13-8W X 10'4H

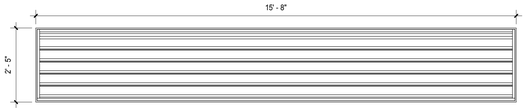

2 LOUVER 15'8"



2 LOUVER ALL-LITE 12'

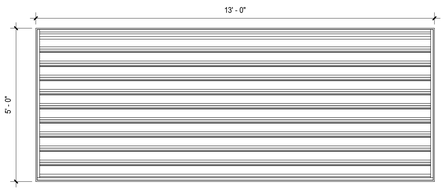

2 LOUVER ALL-LITE 13'

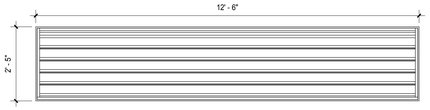

ALL-LITE 12'6"

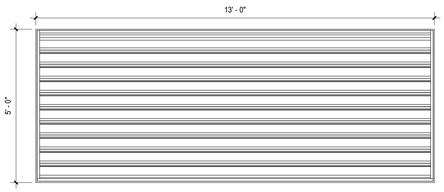

2 LOUVER ALL-LITE 13'

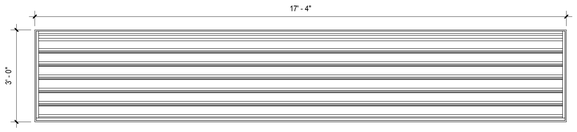

2 LOUVER 17'4"

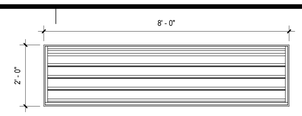

2 LOUVER 2' x 8'

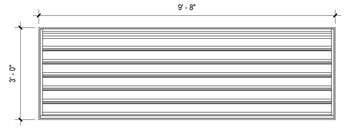

10'W X 3'T LOUVER



10' w x 6't LOUVER



ALL-LITE 13-8W X 10'4"H

LOUVER SCHEDULE				
Type	Type Mark	Width	Height	Sill Height
Louver_Drnable-Hd_EFJ-637-HP_All-Lite (24')	1	24' - 0"	6' - 0"	2' - 0"
Louver_Drnable-Hd_EFJ-637-HP_All-Lite (24')	1	24' - 0"	6' - 0"	1' - 0"
Louver_Drnable-Hd_EFJ-637-HP_All-Lite (24')	1	24' - 0"	6' - 0"	2' - 0"
Louver_Drnable-Hd_EFJ-637-HP_All-Lite (24')	1	24' - 0"	6' - 0"	2' - 0"
Louver_Drnable-Hd_EFJ-637-HP_All-Lite (24')	1	24' - 0"	6' - 0"	2' - 0"
Louver_Drnable-Hd_EFJ-637-HP_All-Lite (24')	1	24' - 0"	6' - 0"	2' - 0"
Louver_Drnable-Hd_EFJ-637-HP_All-Lite (24')	1	24' - 0"	6' - 0"	2' - 0"
Louver_Drnable-Hd_EFJ-637-HP_All-Lite (24')	1	24' - 0"	6' - 0"	2' - 0"
2 Louver_Drnable-Hd_EFJ-637-HP_All-Lite (12')	2	12' - 0"	5' - 0"	1' - 0"
2 Louver_Drnable-Hd_EFJ-637-HP_All-Lite (12')	2	12' - 0"	5' - 0"	11 1/2"
2 Louver_Drnable-Hd_EFJ-637-HP_All-Lite (12')	2	12' - 0"	5' - 0"	11 1/2"
2 Louver_2x8	12	8' - 0"	2' - 0"	10' - 10"
2 Louver_2x8	12	8' - 0"	2' - 0"	11' - 3"
10'wx3't louver	13	9' - 8"	3' - 0"	3' - 0"
10'wx3't louver	13	9' - 8"	3' - 0"	3' - 0"
10'wx3't louver	13	9' - 8"	3' - 0"	3' - 0"
2 Louver_Drnable-Hd_EFJ-637-HP_All-Lite (15' 8") 2	14	18' - 10"	2' - 5"	1' - 5"
10'wx6't louver	15	9' - 8"	6' - 0"	2' - 0"
Louver_All-Lite 13-8w x10' 4" h	17	13' - 8"	10' - 4"	1' - 0"
Louver_3x3	18	3' - 0"	3' - 0"	-21' - 4 5/8"
Louver_3x3	18	3' - 0"	3' - 0"	-6' - 0"
2 Louver_Drnable-Hd_EFJ-637-HP_All-Lite (13')	19	13' - 0"	5' - 0"	1' - 0"
2 Louver_Drnable-Hd_EFJ-637-HP_All-Lite (13')	19	13' - 0"	5' - 0"	1' - 0"
2 Louver_Drnable-Hd_EFJ-637-HP_All-Lite (13')	19	13' - 0"	5' - 0"	1' - 0"
2 Louver_Drnable-Hd_EFJ-637-HP_All-Lite (13')	19	13' - 0"	5' - 0"	1' - 0"
2 Louver_Drnable-Hd_EFJ-637-HP_All-Lite (13')	19	13' - 0"	5' - 0"	1' - 0"
2 Louver_Drnable-Hd_EFJ-637-HP_All-Lite (12' 6") 4	21	16' - 6"	2' - 5"	1' - 5"
2 Louver_Drnable-Hd_EFJ-637-HP_All-Lite (12' 6") 2	26	12' - 6"	2' - 5"	1' - 5"

LOUVER NOTES:

1. ALL LOUVERS IN EIFS LOCATIONS SHALL BE ALUMINUM, WITH CUSTOM COLOR POWDER COAT FINISH
2. ALL LOUVERS IN STOREFRONT FRAMING SHALL BE DARK BRONZE ANODIZED ALUMINUM TO MATCH STOREFRONT
3. SEE MECHANICAL FOR BLOCK OUT LOCATIONS
4. PROVIDE INSECT SCREENS AT ALL LOUVERS
5. SEE MECHANICAL FOR INTERIOR LOUVERS AND TRANSFER GRILLES

LOUVERS | 1/2" = 1'-0" | ?

CALIFORNIA BAPTIST UNIVERSITY
EVENTS CENTER
8431 DIANA AVENUE, RIVERSIDE, CA

ISSUE FOR CONSTRUCTION 01-22-2016

LICENSED ARCHITECT ROBERT M. SIMONS No. C-18301 Jan. 31, 2017 STATE OF CALIFORNIA

REVISIONS:

	DESCRIPTION	DATE
1		
2		
3		
4		
5		
6		
7		
8		
9		
10		
11		

DATE ISSUED: 01/22/2016
SVA PROJECT NO: 2014-40129
SCALE: 1/2" = 1'-0"
SHEET NUMBER: A820
SHEET TITLE:

LOUVER SCHEDULE

3 MACARTHUR PLACE, SUITE 850 SANTA ANA, CA 92707
T 949.809.3380 WWW.SVA-ARCHITECTS.COM

THIS DOCUMENT CONTAINS INFORMATION PROPRIETARY TO SVA ARCHITECTS INC. AND IS FURNISHED IN CONFIDENCE FOR THE LIMITED PURPOSE OF EVALUATION, BIDDING OR REVIEW. THIS DOCUMENT OR ITS CONTENTS MAY NOT BE USED FOR ANY OTHER PURPOSE AND MAY NOT BE REPRODUCED OR DISCLOSED TO OTHERS WITHOUT THE PRIOR WRITTEN CONSENT OF SVA ARCHITECTS INC. ALL RIGHTS RESERVED. © COPYRIGHT 2015.

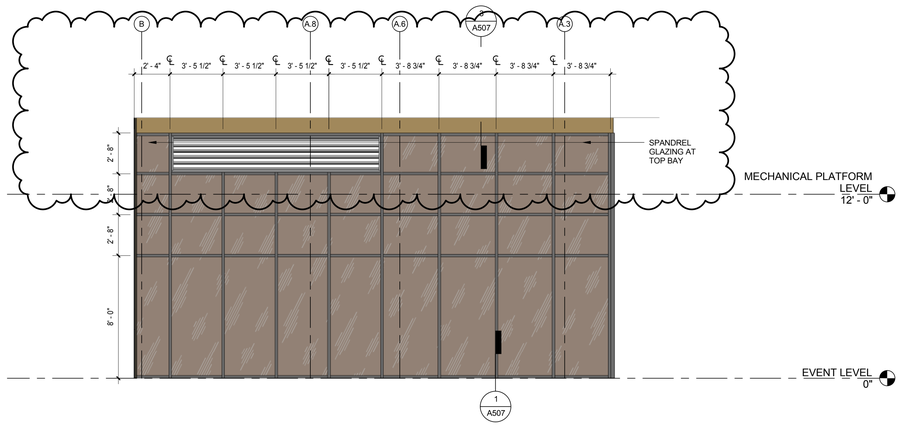

NORTHEAST STOREFRONT - EAST ELEVATION | 1/4" = 1'-0" | **1**

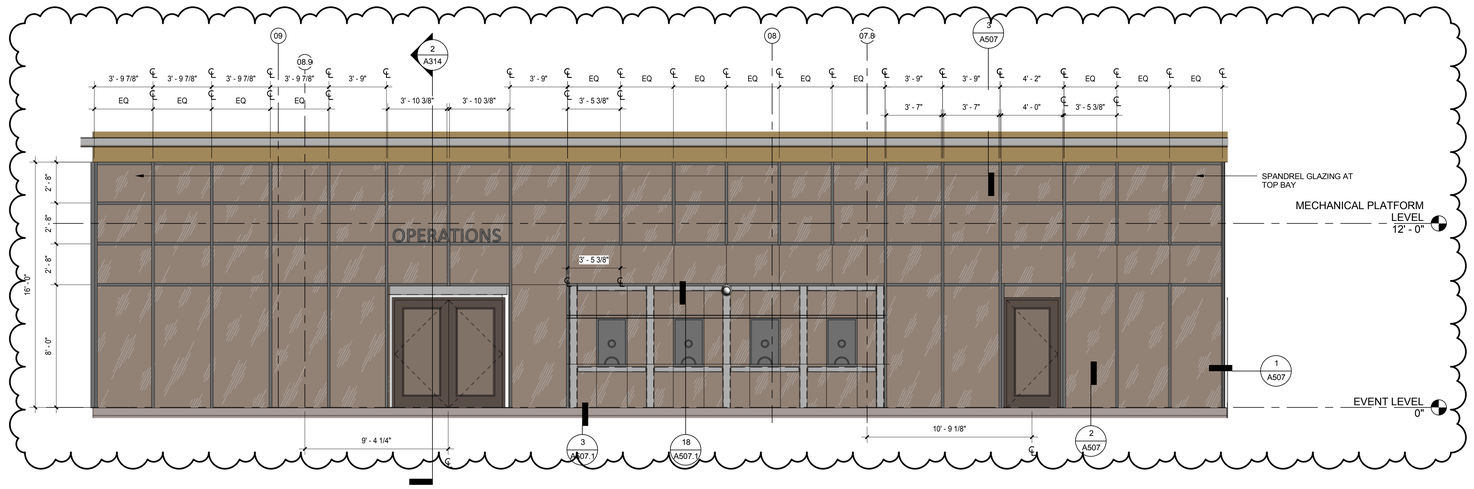

NORTHEAST STOREFRONT - NORTH ELEVATION | 1/4" = 1'-0" | **2**

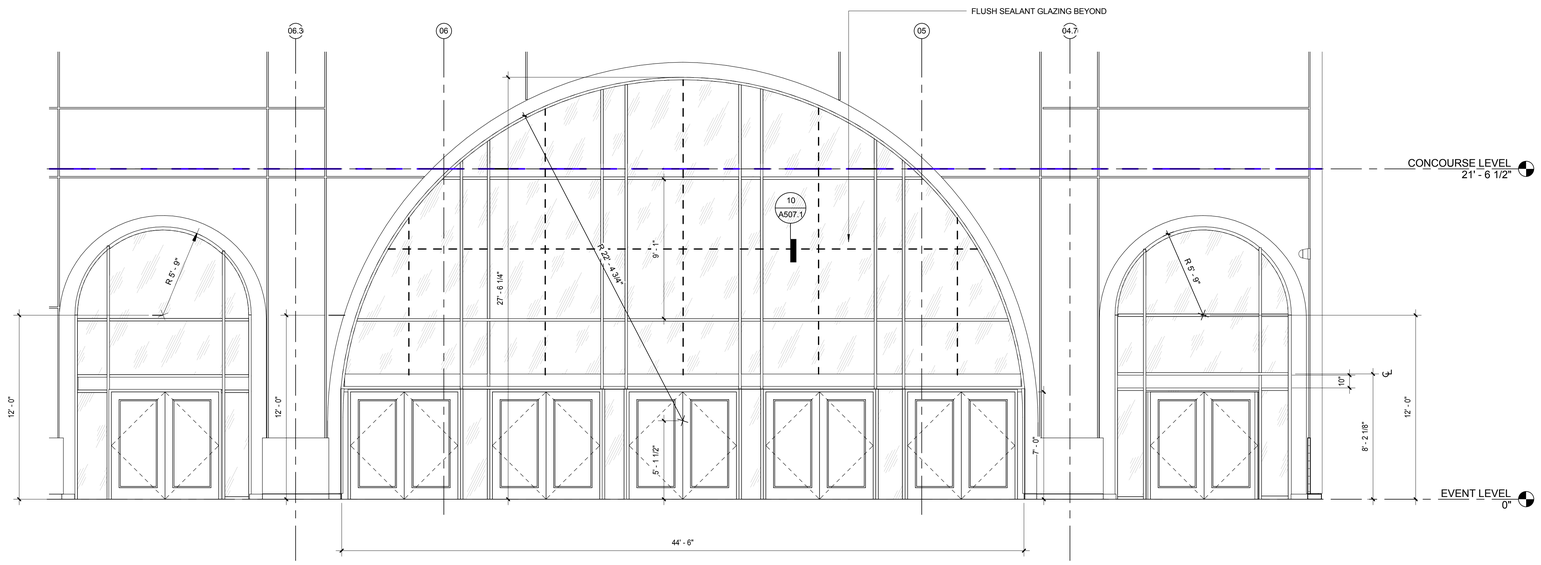

ENTRY STOREFRONT - NORTH ELEVATION | 1/4" = 1'-0" | **3**

WINDOW SCHEDULE				
Type	Type Mark	Width	Height	Sill Height
Ticket window - 2'-0" x 3'-2"	3	2' - 0"	3' - 0"	2' - 10"
Ticket window - 2'-0" x 3'-2"	3	2' - 0"	3' - 0"	2' - 10"
Ticket window - 2'-0" x 3'-2"	3	2' - 0"	3' - 0"	2' - 10"
Ticket window - 2'-0" x 3'-2"	3	2' - 0"	3' - 0"	2' - 10"

CALIFORNIA BAPTIST UNIVERSITY

EVENTS CENTER

8431 DIANA AVENUE, RIVERSIDE, CA

-

LICENSED ARCHITECT
ROBERT M. SIMONDS
No. C-18301
Jan. 31, 2017
STATE OF CALIFORNIA

REVISIONS:

	DESCRIPTION	DATE
5	ASI 003	3-21-16
6	ASI 006	5-31-16

DATE ISSUED: 01/22/2016

SVA PROJECT NO: 2014-40129

SCALE: 1/4" = 1'-0"

SHEET NUMBER: **A821**

SHEET TITLE:

STOREFRONT SCHEDULE

3 MACARTHUR PLACE, SUITE 850 SANTA ANA, CA 92707
T 949.809.3380 WWW.SVA-ARCHITECTS.COM

THIS DOCUMENT CONTAINS INFORMATION PROPRIETARY TO SVA ARCHITECTS INC., AND IS FURNISHED IN CONFIDENCE FOR THE LIMITED PURPOSE OF EVALUATION, BIDDING OR REVIEW. THIS DOCUMENT OR ITS CONTENTS MAY NOT BE USED FOR ANY OTHER PURPOSE AND MAY NOT BE REPRODUCED OR DISCLOSED TO OTHERS WITHOUT THE PRIOR WRITTEN CONSENT OF SVA ARCHITECTS INC. ALL RIGHTS RESERVED, © COPYRIGHT 2015.

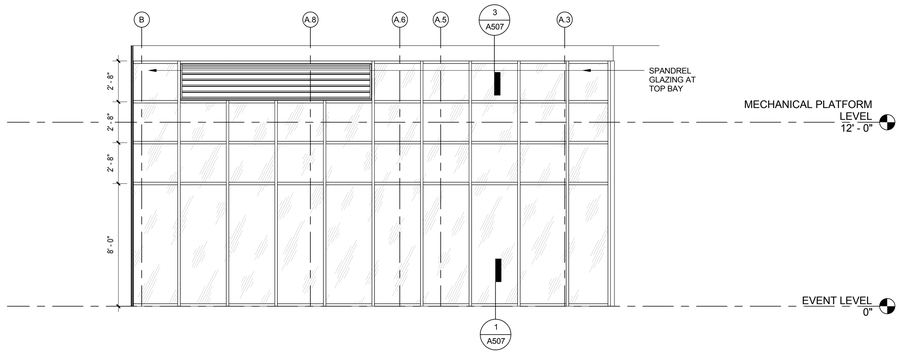

NORTHEAST STOREFRONT - EAST ELEVATION | 1/4" = 1'-0" | 1

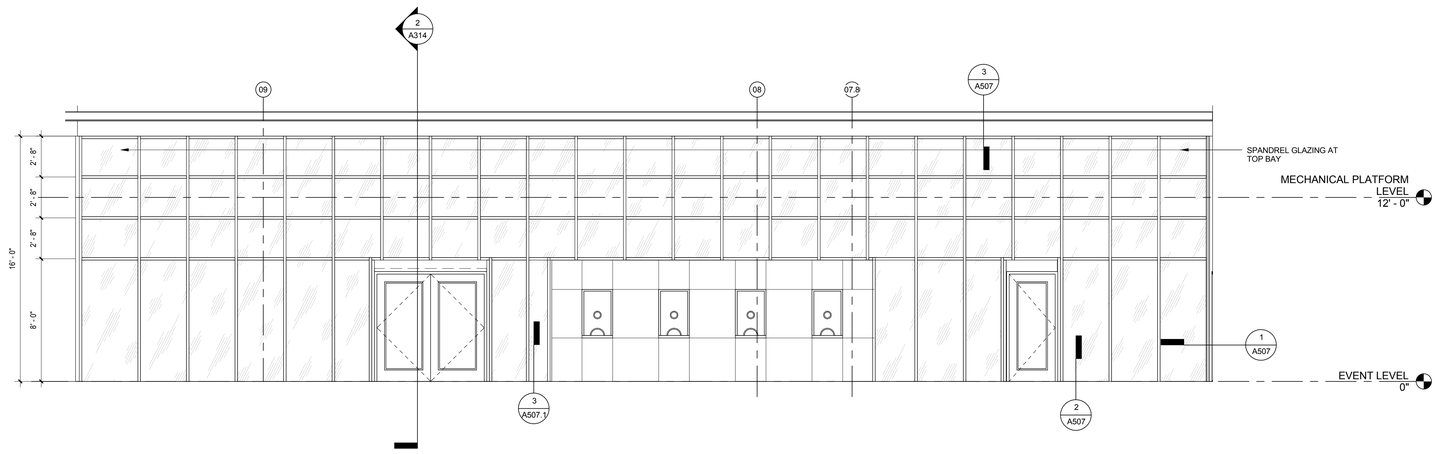

NORTHEAST STOREFRONT - NORTH ELEVATION | 1/4" = 1'-0" | 2

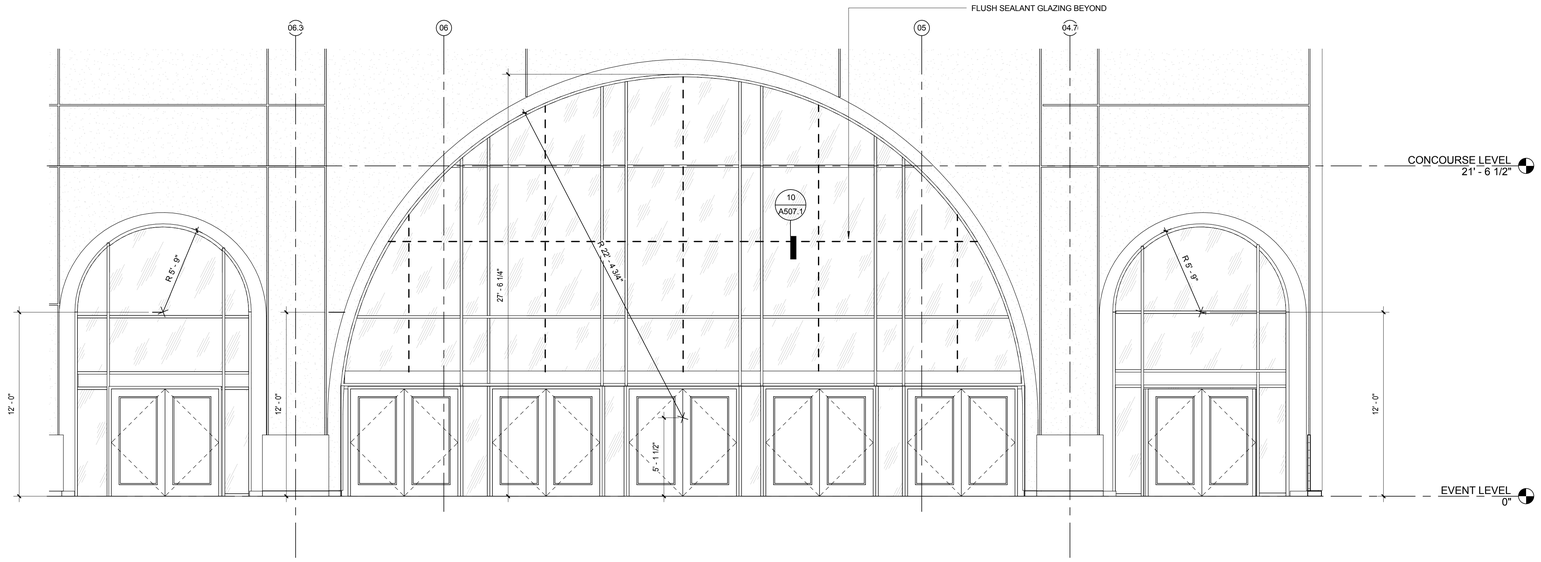

ENTRY STOREFRONT - NORTH ELEVATION | 1/4" = 1'-0" | 3

WINDOW SCHEDULE				
Type	Type Mark	Width	Height	Sill Height
Ticket window - 2'-0" x 3'-2"	3	2' - 0"	3' - 0"	3' - 0"
Ticket window - 2'-0" x 3'-2"	3	2' - 0"	3' - 0"	3' - 0"
Ticket window - 2'-0" x 3'-2"	3	2' - 0"	3' - 0"	3' - 0"
Ticket window - 2'-0" x 3'-2"	3	2' - 0"	3' - 0"	3' - 0"

CALIFORNIA BAPTIST UNIVERSITY

EVENTS CENTER

8431 DIANA AVENUE, RIVERSIDE, CA

cbu

ISSUE FOR CONSTRUCTION 01-22-2016

LICENSED ARCHITECT
ROBERT M. SIMONS
No. C-18301
Jan. 31, 2017
STATE OF CALIFORNIA

REVISIONS:

	DESCRIPTION	DATE
△		
△		
△		
△		
△		
△		
△		
△		
△		
△		
△		

DATE ISSUED: 01/22/2016

SVA PROJECT NO: 2014-40129

SCALE: 1/4" = 1'-0"

SHEET NUMBER: A821

SHEET TITLE:

STOREFRONT SCHEDULE

hok SVA ARCHITECTS

3 MACARTHUR PLACE, SUITE 850 SANTA ANA, CA 92707
T 949.809.3380 WWW.SVA-ARCHITECTS.COM

THIS DOCUMENT CONTAINS INFORMATION PROPRIETARY TO SVA ARCHITECTS INC. AND IS FURNISHED IN CONFIDENCE FOR THE LIMITED PURPOSE OF EVALUATION, BIDDING OR REVIEW. THIS DOCUMENT OR ITS CONTENTS MAY NOT BE USED FOR ANY OTHER PURPOSE AND MAY NOT BE REPRODUCED OR DISCLOSED TO OTHERS WITHOUT THE PRIOR WRITTEN CONSENT OF SVA ARCHITECTS INC. ALL RIGHTS RESERVED. © COPYRIGHT 2015.

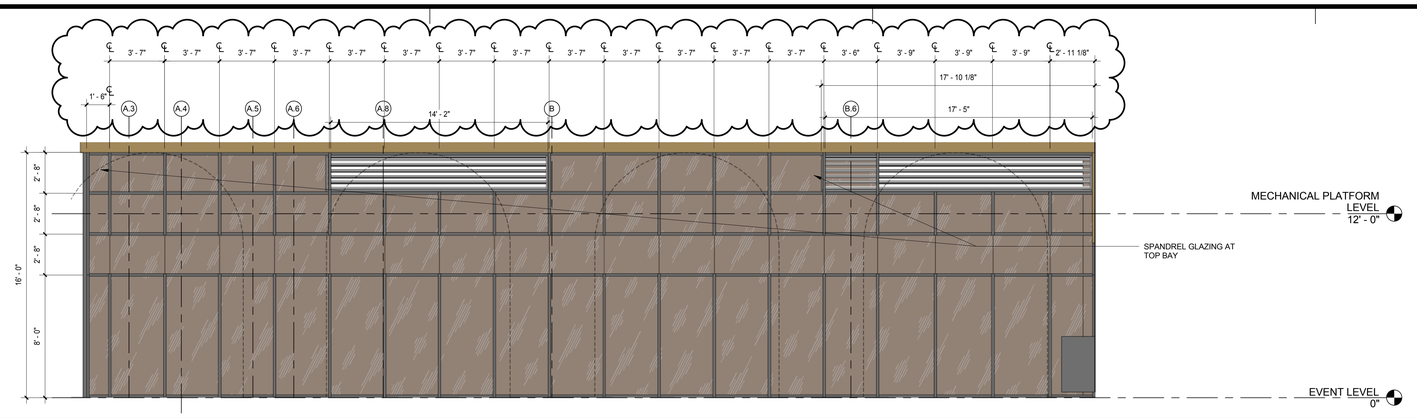

NORTHWEST STOREFRONT - WEST ELEVATION | 1/4" = 1'-0" | 2

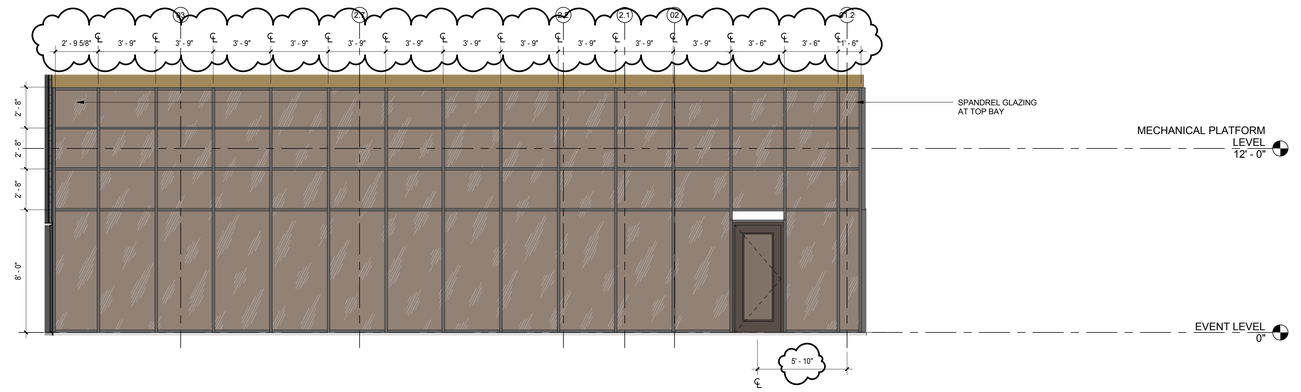

NORTHWEST STOREFRONT - NORTH ELEVATION | 1/4" = 1'-0" | 1

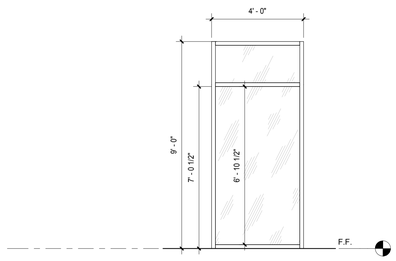

TYPE 11

MEZZANINE - NORTH TERRACE, TYPICAL | 3/8" = 1'-0" | 8

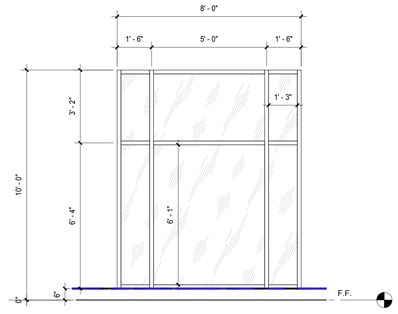

CONCOURSE LEVEL -STOREFRONT WINDOW, TYPICAL | 3/8" = 1'-0" | 3

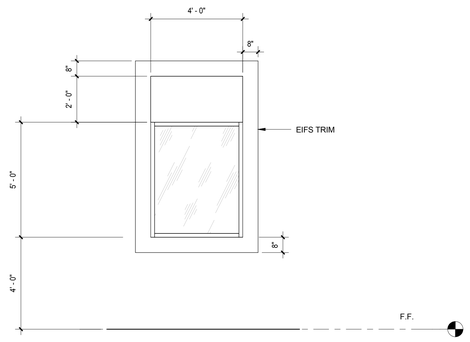

TYPE 10

MEZZANINE - NORTH SIDE AT WEST & EAST TYPICAL | 3/8" = 1'-0" | 7

CALIFORNIA BAPTIST UNIVERSITY

EVENTS CENTER

8431 DIANA AVENUE, RIVERSIDE, CA

-

LICENSED ARCHITECT
ROBERT M. SIMONS
No. C-18301
Jan. 31, 2017
STATE OF CALIFORNIA

REVISIONS:

	DESCRIPTION	DATE
9	RFCP 005	5-31-16

DATE ISSUED: 01/22/2016

SVA PROJECT NO: 2014-40129

SCALE: As indicated

SHEET NUMBER: A822

SHEET TITLE:

STOREFRONT SCHEDULE

3 MACARTHUR PLACE, SUITE 850 SANTA ANA, CA 92707
T 949.809.3380 WWW.SVA-ARCHITECTS.COM

THIS DOCUMENT CONTAINS INFORMATION PROPRIETARY TO SVA ARCHITECTS INC. AND IS FURNISHED IN CONFIDENCE FOR THE LIMITED PURPOSE OF EVALUATION, BIDDING OR REVIEW. THIS DOCUMENT OR ITS CONTENTS MAY NOT BE USED FOR ANY OTHER PURPOSE AND MAY NOT BE REPRODUCED OR DISCLOSED TO OTHERS WITHOUT THE PRIOR WRITTEN CONSENT OF SVA ARCHITECTS INC. ALL RIGHTS RESERVED. © COPYRIGHT 2015.

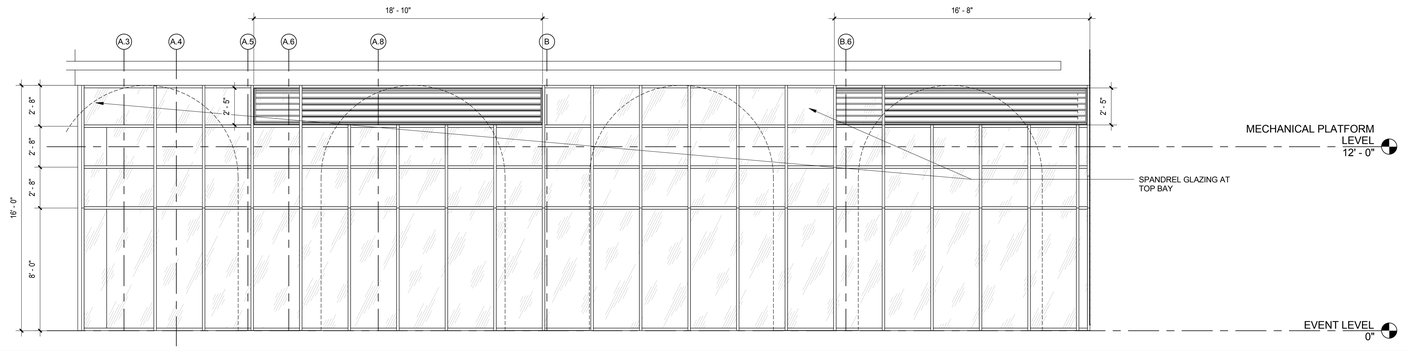

NORTHWEST STOREFRONT - WEST ELEVATION | 1/4" = 1'-0" | 2

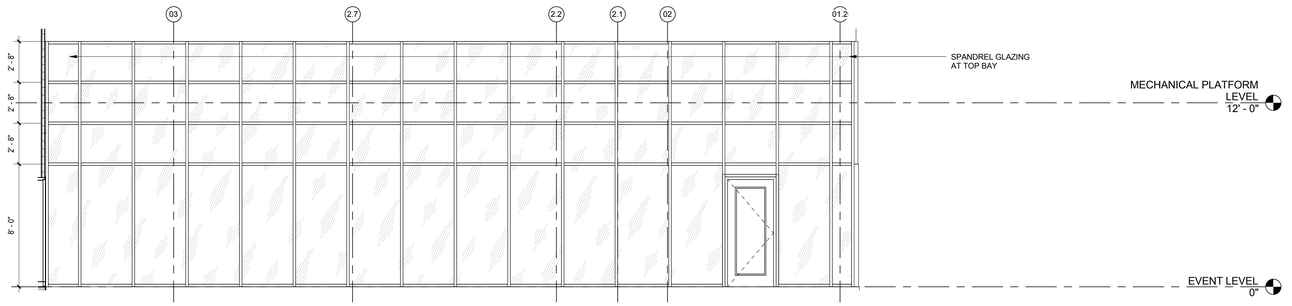

NORTHWEST STOREFRONT - NORTH ELEVATION | 1/4" = 1'-0" | 1

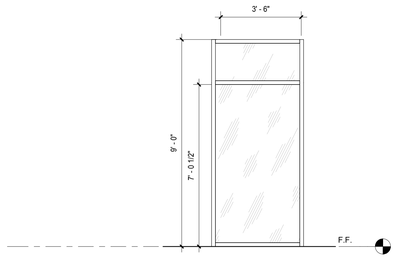

TYPE 11

MEZZANINE - NORTH TERRACE, TYPICAL | 3/8" = 1'-0" | 8

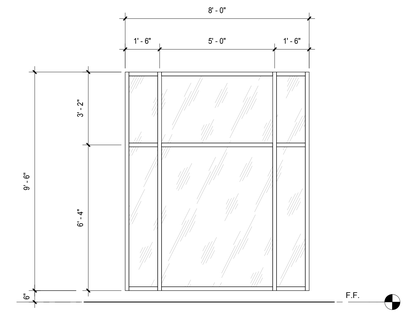

CONCOURSE LEVEL -STOREFROTNT WINDOW, TYPICAL | 3/8" = 1'-0" | 3

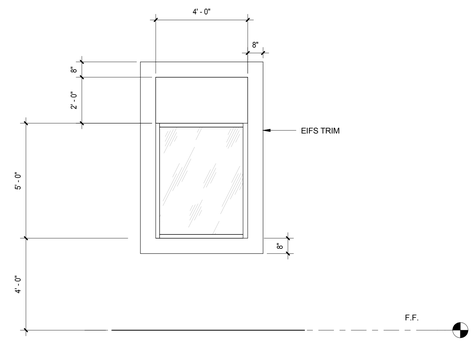

TYPE 10

MEZZANINE - NORTH SIDE AT WEST & EAST TYPICAL | 3/8" = 1'-0" | 7

CALIFORNIA BAPTIST UNIVERSITY
EVENTS CENTER
8431 DIANA AVENUE, RIVERSIDE, CA

ISSUE FOR CONSTRUCTION
01-22-2016

LICENSED ARCHITECT
ROBERT M. SIMONS
No. C-18301
Jan. 31, 2017
STATE OF CALIFORNIA

REVISIONS:

	DESCRIPTION	DATE

DATE ISSUED: 01/22/2016
SVA PROJECT NO: 2014-40129
SCALE: As indicated

SHEET NUMBER: A822
SHEET TITLE:

STOREFRONT SCHEDULE

ARCHITECTS
3 MACARTHUR PLACE, SUITE 850 SANTA ANA, CA 92707
T 949.809.3380 WWW.SVA-ARCHITECTS.COM

THIS DOCUMENT CONTAINS INFORMATION PROPRIETARY TO SVA ARCHITECTS INC. AND IS FURNISHED IN CONFIDENCE FOR THE LIMITED PURPOSE OF EVALUATION, BIDDING OR REVIEW. THIS DOCUMENT OR ITS CONTENTS MAY NOT BE USED FOR ANY OTHER PURPOSE AND MAY NOT BE REPRODUCED OR DISCLOSED TO OTHERS WITHOUT THE PRIOR WRITTEN CONSENT OF SVA ARCHITECTS INC. ALL RIGHTS RESERVED. © COPYRIGHT 2015.

FINISH SCHEDULE

NUMBER	NAME	FLOOR FINISH	BASE FINISH	WALL FINISH NORTH	WALL FINISH EAST	WALL FINISH SOUTH	WALL FINISH WEST	NOTES	CEILING
A101	RECEPTION/ WAITING/ SECRETARY	CPT02	RB01	P05	P05 / SG01	P05	P05		
A102	SENIOR ASSOCIATE AD	CPT02	RB01	P05	P05	P05	P05		
A103	SENIOR WOMEN'S ADMINISTRATOR	CPT02	RB01	P05	P05	P05	P05		
A104	FACILITY/AD	CPT02	RB01	P05	P05	P05	P05		
A105	ASST. DIR. OF COMPLAINCE	CPT02	RB01	P05	P05	P05	P05		
A106	MARKETING & SI SUPPORT OFFICES	CPT02	RB01	P05	P05	P05	P05		
A107	COMPLIANCE ASSISTANT	CPT02	RB01	P05	P05	P05	P05		
A108	COMPLIANCE STORAGE	CPT02	RB01	P05	P05	P05	P05		
A109	OFFICE	CPT02	RB01	P05	P05	P05	P05		
A110	ASSOC. AD - COMPLIANCE	CPT02	RB01	P05	P05	P05	P05		
A111	MARKETING & SI SUPPORT OFFICES	CPT02	RB01	P05	P05	P05	P05		
A112	OPEN OFFICE/ OTHER	CPT02	RB01	P05	P05	P05	P05		
A113	ASSOC. AD - MARKETING/SID	CPT02	RB01	P05	P05	P05	P05		
A114	MARKETING & SI SUPPORT OFFICES	CPT02	RB01	P05	P05	P05	P05		
A115	EXEC. ASSISTANT	CPT02	RB01	P05	P05	P05	P05		
A116	ATHLETIC DIRECTOR	CPT02	RB01	P05	P05	P05	P05		
A117	LARGE CONFERENCE ROOMS	CPT02	RB01	P05	P05	P05	P05		
A119	CORRIDOR	CPT02	RB01	P05	P05 / SG01	P05	P05		
A120	STORAGE/PREP	SC03	CTB06	FRP	FRP	FRP	FRP	EPOXY PAINT ON CEILING	P05
A121	LOBBY AREA	SC03	WD03	P05	P05	P05	P05		
A122	CONCOURSE	SC03	WD03/RB01	P05	P05	P05	P05		
A122F	FIRE RISER	SC01	RB01	P05	P05	P05	P05		
A123	CONCESSION STAND	SC01	CTB06	T06	T06	T06	T06	EPOXY PAINT ON CEILING	P05
A124	WOMEN	SC01	T08	P05/T09	P05 / T09	P05/T09	P05/T09	Epoxy paint on Gyp. Ceiling	P05
A125	MEN	SC01	TILE COVE	P05/T09	P05 / T09	P05/T09	P05/T09	Epoxy paint on Gyp. Ceiling	P05
A126	FLOOR LEVEL FAMILY TOILET	SC01	RB01	P05/T09	P05 / T09	P05/T09	P05/T09	Epoxy paint on Gyp. Ceiling	P05
A126A	JAN.	SC01	RB01	P05/FRP	P05/FRP	P05/FRP	P05/FRP	EPOXY PAINT ON CEILING	P05
A127	EVENT LEVEL GENERAL STORAGE	SC01	RB01	P05	P05	P05	P05		
A128	VIDEO MEETING ROOM	CPT02	RB01	P05	P05	P05	P05		
A129	HEAD COACH	CPT02	RB01	P05	P05 / Glass	P05	P05		
A130	IT CLOSETS - LEVEL 1	SC01	RB01	P05	P05	P05	P05		
A131	QUADRANT POWER DISTRIBUTION ROOMS - LEVEL 1	SC01	RB01	P05	P05	P05	P05		
A133	ASST. COACH	CPT02	RB01	P05	P05 / Glass	P05	P05		
A134	ASST. COACH	CPT02	RB01	P05	P05 / Glass	P05	P05		
A136	TEAM OFFICE HALL	CPT02	RB01	P05	P05 / Glass	WD04 / Glass	P05/GLASS		P05
A137	BREAK OUT ROOM	CPT02	RB01	P05	P05/WD04/SG01	P05	P05/PL01/SG01	Some Millwork	P05
A138	ASST. COACH	CPT02	RB01	P05	P05 / Glass	P05	P05		
A140	RECEPTION/ SECRETARY	CPT02	RB01	WD04	WD04 / Glass	WD04	WD04 / SG01		
A141	BREAK OUT ROOM	CPT02	RB01	P05	P05/PL01/SG01	P05	P05/PL02/SG01	Some Millwork	
A145	DIRECTOR OF OPERATIONS	CPT02	RB01	P05	P05/ Glass	P05	P05		
A170	ELEV CONTROL ROOM	SC01	RB01	P05	P05	P05	P05		
AE139	PASSENGER ELEVATORS - LEVEL 1	CPT08							
B100	A/V CLOSET	SC01	RB01	P05	P05	P05	P05		
B101	MERCHANDISE/ TEAM STORE	SC01	RB01	P05	P05	P05	P05		P05
B102	TICKET WINDOW SALES AREA	CPT02	RB01	P05	P05	P05	P05		
B103	MANAGER OFFICE	CPT02	RB01	P05	P05	P05	P05		
B103A	OFFICE	CPT02	RB01	P05	P05	P05	P05		
B103B	SAFE ROOM FKA STORAGE	CPT02	RB01	P05	P05	P05	P05		
B106	RECEPTION/ SECRETARY	CPT02	RB01	P05	P05	P05	P05		
B107	DIRECTOR OFFICE #2	CPT02	RB01	P05	P05	P05	P05		
B108	OFFICE	CPT02	RB01	P05	P05	P05	P05		
B109	OPEN OFFICE AREA	CPT02	RB01	P05	P05	P05	P05		
B109A	OFFICE	CPT02	RB01	P05	P05	P05	P05		
B109B	OFFICE	CPT02	RB01	P05	P05	P05	P05		
B110	CONFERENCE AREA #1	CPT02	RB01	P05	P05	P05	P05		
B111	GENERAL MANAGER OFFICE	CPT02	RB01	P05	P05	P05	P05		
B112	COMPUTER/ LAN ROOM	SC01	RB01	P05	P05	P05	P05		
B115	MERCHANDISE CENTRAL STORAGE	SC01	RB01	P05	P05	P05	P05		
B116	MAIN IT ROOM	SC01	RB01	P05	P05	P05	P05		
B117	SERVICE ELEV CONTROL RM - LEVEL 1	SC01	RB01	P05	P05	P05	P05		
B118	QUADRANT POWER DISTRIBUTION ROOMS - LEVEL 1	SC01	RB01	P05	P05	P05	P05		
B118A	STOR.	SC01	RB01	P05	P05	P05	P05		
B119	EVENT LEVEL STORAGE	SC01	RB01	P05	P05	P05	P05		
B120	CARTS/ COLLECTION SPACE	SC01	CTB06	FRP	FRP	FRP	FRP		
B121	MAIN KITCHEN/COMMISSARY	SC01	CTB06	FRP/SS	FRP/SS	FRP/SS	FRP/SS		
B123	RECEIVING/ COUNTING AREA	CPT02	RB01	P05	P05	P05	P05		
B123A	COUNTING CLERK	CPT02	RB01	P05	P05	P05	P05		
B126C	VESTIBULE	SC01	RB01	P05	P05	P05	P05		
B130	CONCESSION STAND	SC01	CTB06	T06	T06	T06	T06	EPOXY PAINT	P05
B140	STORAGE/PREP	SC01	CTB06	FRP	FRP	FRP	FRP	EPOXY PAINT	P05
B199	PANEL CLOSET	SC01	RB01	P05	P05	P05	P05		
BE141	FREIGHT ELEVATORS - LEVEL 1	RT01							
C104	BREAK OUT ROOM	CPT02	RB01	P05	P05/WD04/SG01	P05	P05/SG01	Some Millwork	
C117	COACHES' ALTERNATE DRESSING	CPT03	RB01	P01	P01	P01	P01		P08
C117A	COACHES' ALTERNATE WET AREA	T01/T03	T08					EPOXY PAINT	P08
C118	PERFORMER DRESSING ROOM #3	CPT03	RB01	T13	MR02/T13	T13	T13		P08
C118A	PERFORMER DRESSING WET AREA #3	T01/T03	T08					EPOXY PAINT	P08
C119	GREEN ROOM	CPT03	RB01	P01	P01/SG01	P01/PL04	P01		
C120	TEAM LOUNGE AREA	CPT03	RB01	P01/PL01	P01	P01	P01/SG01		
C121	VESTIBULE	CPT03	RB01	P01	P01	P01	P01		
C122	LOCKER AREA	CPT03	RB01	WD02	WD02/GL02	WD02	WD02	Hanging Lancer graphic, net-patterned painted ceiling, logo in carpet	P04
C123	COACHES' LOCKER AREA	CPT03	RB01	P01	P01	P01	P01		
C124	TOILETS/ GROOMING/SHOWERS	T01/T03	T08	T08	T08	T08 /PT	T08	Epoxy paint on Gyp. Ceiling	
C126	TOILETS/ GROOMING/SHOWERS	T01/T03	T08	T08	T08	T08	T08 / PT01		
C127	STORAGE	SC01	RB01	P01	P01	P01	P01		
C128	STORAGE	SC01	RB01	P01	P01	P01	P01		
C130	VESTIBULE	CPT03	RB01	P01	P01	P01	P01		
C131	COACHES' LOCKER AREA	CPT03	RB01	P01	P01	P01	P01		
C132	TOILETS/ GROOMING/SHOWERS	T01/T03	T08	T08	T08	T08 / PT01	T08		
C133	TEAM LOUNGE AREA	CPT03	RB01	P01/PL01	P01	P01	P01/SG01		
C134	LOCKER AREA	CPT03	RB01	WD01	WD01	WD01	WD01/GL02	Lancer graphic hanging from a net-patterned ceiling	
C135	TOILETS/ GROOMING/SHOWERS	T01/T03	T08	T08	T08	T08 /PT	T08	Epoxy paint on Gyp. Ceiling	
C136	MARSHALING/ STAGING AREA	SC01	RB01	P05	P05	P05	P05		
C141	ASST. COACH	CPT02	RB01	P05	P05 / Glass	P05	P05		
C142	ASST. COACH	CPT02	RBR01	P05	P05/ Glass	P05	P05		
C143	ASST. COACH	CPT02	RBR01	P05	P05 / Glass	P05	P05		
C144	HEAD COACH	CPT02	RBR01	P05	P05 / Glass	P05	P05		
C145	DIRECTOR OF OPERATIONS	CPT02	RB01	P05	P05	P05 / Glass	P05		
C148	VIDEO MEETING ROOM	CPT02	RB01	P05	P05	P05	P05		
C150	ATHLETICS EQUIPMENT ROOM/LAUNDRY	SC01	RB01	P05	P05	P05	P05	EPOXY PAINT WALLS AND CEILING	P05
C151	HOUSEKEEPING STORAGE	SC01	RB01	P05	P05	P05	P05		P05
C152	IT CLOSETS - LEVEL 1	SC01	RB01	P05	P05	P05	P05		P05
C153	QUADRANT POWER DISTRIBUTION ROOMS - LEVEL 1	SC01	RB01	P05	P05	P05	P05		
C154	FIRST AID	SC01	RB01	P05	P05	P05	P05		P05
C154B	SINGLE OCC. RESTROOM	SC01	TILE COVE	P05/T09	P05 / T09	P05/T09	P05/T09	4' TILE WAINSCOT	P05
C156	SHOW POWER ROOM	SC01	RB01	P05	P05	P05	P05		
C156A	SHOW AUDIO 1	SC01	RB01	P05	P05	P05	P05		
C156B	SHOW AUDIO 2	SC01	RB01	P05	P05	P05	P05		
C157	TAPING/ TRAINING ROOM (FOR HOME TEAMS)	RF01	RB01	P01	P01	P01	P01	Ref. drawings for millwork	
C158	HYDROTHERAPY ROOM	T04	T04	P01 / T08 / T02	P01	P01 / T08 / T02	T08 / T02		
C158B	HVAC ROOM	SC01	RB01	P05	P05	P05	P05		
C160	CORRIDOR	CPT03	RB01	P01	P01	P01	P01		
C164	janitor	SC01	TILE COVE	FRP	FRP	FRP	FRP	EPOXY PAINT	P05
D101	SHOP/ STORAGE AREA	SC01	RB01	P05	P05	P05	P05		
D101A	STORAGE	SC01	RB01	P05	P05	P05	P05		
D102	TAPING / TRAINING ROOM VISITING TEAM	RF01	RB01	P05	P05	P05	P05	Ref. drawings for millwork	
D103	STORAGE ROOM	SC01	RB01	P05	P05	P05	P05		
D104	SHOW POWER ROOM 2	SC01	RB01	P05	P05	P05	P05		
D104A	SHOW AUDIO 4	SC01	RB01	P05	P05	P05	P05		
D104B	SHOW AUDIO 3	SC01	RB01	P05	P05	P05	P05		
D105	DOCK AREA TOILETS	SC01	CTB06	P05/T06	P05 / T06	P05/T06	P05/T06	TILE WAINSCOT; FOOD SVC. COVE BASE, EPOXY PT	P05
D106	DOCK AREA TOILETS	SC01	CTB06	P05/T06	P05 / T06	P05/T06	P05/T06	TILE WAINSCOT; FOOD SVC. COVE BASE, EPOXY PT	P05
D107	DOCK & MAINTENANCE OFFICE(S)	CPT02	RB01	P05	P05	P05	P05		
D108	FIRE COMMAND CENTER	SC01	RB01	P05	P05	P05	P05		P05
D109	SECURITY MONITORING	CPT02	RB01	P05	P05	P05	P05		
D110	SECURITY OFFICE	CPT02	RB01	P05	P05	P05	P05		
D115	LOCKER AREA	CPT01	RB01	P06	P06	P06 / PL05	P06		P05
D116	STORAGE	SC01	RB01	P05	P05	P05	P05		
D117	JANITORS' CLOSETS - EVENT LEVEL	SC01	TILE COVE	FRP/P05	FRP/P05	FRP/P05	FRP/P05	4' FRP WAINSCOT	
D118	SHOWERS	T03	RB01 / T13	P06	T13/P06	T13/P06	T13/P06	Epoxy paint on Gyp. Ceiling	P05
D119	STORAGE	SC01	RB01	P05	P05	P05	P05		
D120	LOCKER AREA	CPT01	RB01	P06	P06	P06 / PL05	P06		P05
D121	VESTIBULE	CPT01	RB01	P05	P05	P05	P05		
D122	LOCKER AREA	CPT01	RB01	P06	P06	P06	P06		P05
D123	JANITORS' CLOSETS - EVENT LEVEL	SC01	TILE COVE	FRP/P05	FRP/P05	FRP/P05	FRP/P05	4' FRP WAINSCOT	
D124	STORAGE	SC01	RB01	P05	P05	P05	P05		
D125	SHOWER	T03	RB01 / T13	P06	T13/P06	T13/P06	T13/P06	Epoxy paint on Gyp. Ceiling	P05
D126	STORAGE	SC01	RB01	P05	P05	P05	P05		
D127	LOCKER AREA	CPT01	RB01	PT06 / PL05	P06	P06	P06		
D130	IT CLOSETS - LEVEL 1	SC01	RB01	P05	P05	P05	P05		P05
D131	QUADRANT POWER DISTRIBUTION ROOMS - LEVEL 1	SC01	RB01	P05	P05	P05	P05		P05
D132	PERFORMER DRESSING ROOM #1	CPT03	RB01	P01	P01	P01	P01		
D132A	PERFORMER RESTROOM #1	T01 / T03	T08	T08	T08	T08	T08		
D133	PERFORMER DRESSING ROOM #2	CPT03	RB01	P01	P01	P01	P01		
D133A	PERFORMER RESTROOM #2	T01 / T03	T08	T08	T08	T08	T08		
E101	HEAD END ROOM	SC01	RB01	P05	P05	P05	P05		
E102	TRASH STAGING	SC01	FRP	FRP	FRP	FRP	FRP		
E103	DOMESTIC WATER PUMP ROOM								
E104	FIRE PUMP ROOM								
E105	PRIMARY ELECTRICAL METER/ SWITCHGEAR ROOM								
E106	BOILER								
E107	ELEC								
E108	CHILLER PLANT/ PUMP ROOM								
S3	EXIT STAIR S3	SC01	RB01	P05	PT	PT	PT		
S101	EXIT STAIR S1	SC01	RB01	P05	PT	PT	PT		

* SEE RCP FOR CEILING TYPE

FINISH SCHEDULE

NUMBER	NAME	FLOOR FINISH	BASE FINISH	WALL FINISH NORTH	WALL FINISH EAST	WALL FINISH SOUTH	WALL FINISH WEST	NOTES	CEILING
S4	MECHANICAL PLATFORM - C1								
182	PASSENGER ELEVATORS - LEVEL 2								
184	SERV. ELEVATORS - LEVEL 2								
210	STAIR	SC01	RB01	P05	PT	PT	PT		
211	STAIR	SC01	RB01	P05	PT	PT	PT		
212	EXIT STAIR S3	SC01	RB01	P05	PT	PT	PT		
228	Room								
A201	CONCESSION STAND	SC01	CTB06	T06	T06	T06	T06		
A202	PREP	SC01	CTB06	FRP/SS	FRP/SS	FRP/SS	FRP/SS		
A203	CONCESSIONS STORAGE	SC01	CTB06	P05	PT	PT	PT		
A203-2	CONCESSIONS COOLER								
A204	ELEC	SC01							
A205	MECHANICAL SHAFTS - LEVEL 2								
A206	PLUMBING CHASE								
A207	LOUNGE	CPT02	RB01	P05	P05	P05	P05		
A208A	IT CLOSETS - LEVEL 2	SC01	RB01	P05	P05	P05	P05		
A208B	JANITOR	SC01	TILE COVE	FRP/P05	FRP/P05	FRP/P05	FRP/P05	4' FRP WAINSCOT	
A209	WOMEN	SC01	Match wall	T11	T11 / P05	PT10 / P05	T11 / P05		P05
A210	MEN	SC01	Match wall	T11	T11 / P05	PT10 / P05	T11 / P05		
A212	RISER ROOM								
B201	WOMEN	SC01	Match wall	T11	T11 / P05	PT10 / P05	T11 / P05		P05
B202	LEVEL 2 FAMILY TOILET	SC01	Match wall	T11	P05	P05	P05		P05
B203	JANITOR'S CLOSET	SC01	RB01	P05	P05	P05	P05		
B204	LOUNGE	CPT02	RB01	P05	P05	P05	P05		
B205	CONCESSION STAND	SC01	RB01	T06	T06	T06	T06		P05
B206	PREP	SC01	RB01	FRP/SS	FRP/SS	FRP/SS	FRP/SS		
B207	ELEC	SC01	RB01	P05	P05	P05	P05		
B208	IT CLOSETS - LEVEL 2	SC01	RB01	P05	P05	P05	P05		
B209	MECHANICAL SHAFTS - LEVEL 2								
C201	STORAGE	SC01	RB01	P05	P05	P05	P05		
C202	MECHANICAL SHAFTS - LEVEL 2								
C203	PLUMBING CHASE								
C204	IT CLOSETS - LEVEL 2	SC01	RB01	P05	P05	P05	P05		
C205	ELEC	SC01	RB01	P05	P05	P05	P05		
C206	WOMEN	SC01	MATCH WALL	P05 / T10	P05 / T11	T11	P05 / T11		P05
C207	MEN	SC01	MATCH WALL	P05 / T10	P05 / T11	T11	P05 / T11		
C208	LEVEL 2 FAMILY TOILET	SC01	MATCH WALL	T11	T11 / P05	P5/T11	P5/T11		
C209	JANITORS' CLOSETS - LEVEL 2	SC01	TILE COVE	FRP/P05	FRP/P05	FRP/P05	FRP/P05	4' FRP WAINSCOT	
D143	PLUMBING CHASE								
D201	WOMEN	SC01	MATCH WALL / T11	P05 / T10	P05 / T11	P05/T11	P05 / T11		P05
D202	MEN	SC01	MATCH WALL	P05 / T10	P05 / T11	P5/T11	P05 / T11		P05
D203	STORAGE/PREP	SC01	CTB06	FRP	FRP	FRP	FRP		
D204	CONCESSION STAND	SC01	CTB06	T06	T06	T06	T06	Pantry area use ACT05	
D205	ELEC	SC01	RB01	P05	P05	P05	P05		
D206	IT CLOSETS - LEVEL 2	SC01	RB01	P05	P05	P05	P05		
D207	MECHANICAL SHAFTS - LEVEL 2								
D208	STORAGE	SC01	RB01	P05	P05	P05	P05		
229	EXIT STAIR	SC01	RB01	P05	PT	PT	PT		
230	FREIGHT ELEVATORS - LEVEL 3								
400	CATWALK	SC01							
A401	SECTOR A AHU								
A402	AUDIO	SC01	RB01	P05	PT	PT	PT		
A403	VIDEO/LIGHTING	SC01	RB01	P05	PT	PT	PT		
B400	CATWALK CORRIDOR								
B402	SECTOR B AHU								
C401	SECTOR C AHU								
D401	SECTOR D AHU								

FINISH LEGEND NEW

CODE	CSI#	KEY NAME	MANUFACTURER	DESCRIPTION	LOCATION
	055000	Metal			
AB01	092900	Aluminum Coved Base			
ACT01	095113	Ceiling Tile	Armstrong Optima	2 x 8 Tegular edge	Lobby
ACT02	095113	Ceiling Tile	Armstrong Optima	2 x 6 Tegular edge	Concourse (confirm in RCP)
ACT03	095113	Ceiling Tile	Armstrong Optima	2 x 2 Tegular edge	Admin
ACT04	095113	Ceiling Tile	Armstrong Optima	2 x 4 Tegular edge	Restrooms
ACT05	095113	Ceiling Tile	Armstrong washable	2 x 2 Tegular edge	Pantry's wash 2 x 2 tile
AG01	095113	Ceiling Grid			
AG02	095113	Ceiling Grid			
AG03	095113	Ceiling trim			
BL01	122413	Blinds			
BL02	122413	Blinds			
CPT01	096813	Carpet Tile	BENTLEY	MULTIPLAY 4MYT40620R SUPER EVOLUTION 401380	Visitors Locker Rooms, Performer Dressing Room
CPT02	096813	Carpet Tile	BENTLEY	HIGH SCORE 4HOT4 LEVEL UP 401370	General Office, Operation Offices, Athletic Offices
CPT03	096813	Carpet Tile	Bentley Prince Street	MULTIPLAY 4MYT4 DRAGON MATCH 401381	Home Team / Coaches / Performers Rooms
CPT04	096816	Carpet Tile	Bentley Prince Street	MULTIPLAY 4MYT4 DRAGON MATCH 401381	Home Locker Room / Coaches Locker Room / Performers Dressing Rooms
CPT05	096816				
CPT06	096816				
EC01	099123	Epoxy Coating			
EP01	099000	Epoxy Paint	Sherwin Williams	High performance epoxy coating for shower ceilings	Typical at all wet ceilings ie Restrooms
FB01	064023	Vinyl Fabric	Nassimi	Symphony Collection - Classic color TBD	Home Team Locker Benches, Taping Table Bench
FC01	099123	Floor Coating			
FRP01	066400	Fiber Reinforced Plastic			Back of house Concessions, Pantries, and Kitchens
GFB01	042000	Ground Face Block			
GFB02	042000	Ground Face Block			
GL01		Glass	McGrory Custom color		Gallery space, Admin Offices, and Coaches Offices Corridor
GL02		Glass	McGrory Custom color	Back coated glass to match CBU Blue PANTONE PMS 655	Gallery space, Admin Offices, and Coaches Offices Corridor
GL03					
MB01	055000	Metal Base			
MR01	088300	Mirror		Standard Mirror	
MR02	088300	Mirror		Custom size ref. drawings	Concourse Restrooms and Home team Locker room
MT03	055000	Metal		Stainless Steel Counter	
MT04		Metal Panel			
MT05		Metal Panel		Brushed stainless steel	
MT06	055000	Metal		Painted Aluminum	Potential logo in Home team Locker room Ceiling
P01	099123	Paint	Sherwin Williams	Color Pavestone, SW7642	ATHLETIC AREAS
P02	099123	Paint	Sherwin Williams	Color Grizzle Gray, SW7068	ATHLETIC AREAS ACCENT
P04	099123	Paint	PANTONE #	PMS 655 (CBU BLUE)	Home Team Locker Room Ceiling
P05	099123	Paint	VISTA	SWISS COFFEE	TYPICAL WALL AND CEILING PAINT UNO
P06	099123	Paint	DUNN EDWARDS	DE6394 EAGLES VIEW (PINK)	VISITOR TEAM LOCKER ROOMS
P08	096566	PAINT	SHERWIN WILLIAMS	7004 SNOWBOUND	HOME TEAM WET AREA AND LOUNGE CEILINGS
P09	099123	Paint	TBD	PMS 655 1 SHADE LIGHTER (BLUE)	LOCKER ROOM CEILING ALT
PH01	102113	Phenolic Partitions	Scantron Products	Hiny Hiders, Color Charcoal Grey	General Partitions
PH02	102113	PHENOLIC PARTITIONS	SCRANTON PRODUCTS	TBD	PUBLIC RESTROOMS
PL01	064023	Plastic Laminate	Lamin-Art	Series #5048-T, Autumn Odyssey	/ Home Team Rooms / Performers Rooms
PL02	064023	Plastic Laminate	Lamin-Art	3058-vt LINEAR WOOD VELVA TEX	Athletic Admin office
PL05	064023	Plastic Laminate	Lab Designs	Amethyst, WE023	Visitors Locker / Taping Rooms
RB01	096513	Rubber Base	Roppe	Pinnacle Rubber Base 110 Brown / Visuelle	
RB02	096513	Rubber Base			
RB03	096513	Rubber Base			
RF01	096543	Resilient Flooring	Mondo	Product Sport Impact ; 10mm ; Black	Taping Training
RF02	096543	Resilient Flooring			
RP01	074226	Resin Panel			
SC01	033000	Sealed Concrete		Brushed	
SC02	033513	Sealed Concrete		Polished	
SC03	033000	Sealed Concrete		Stained 2 colors	Lobby
SG01		Super Graphics			
SS01	123661	Solid Surface	Ceaserstone	Type 5131 Calcutto Nuvo ; 1 1/4" thickness	Home Team / Coaches / Performers Rooms
SS02	123661	Solid Surface	Ceaserstone	Type 6141 Ocean Foam ; 1 1/4" thickness	Visitors Rooms millwork; All millwork tops including Reception desk, Breakrooms, Copy Rooms, Lancer Store
SS03	123661	Solid Surface	Ceaserstone	Type 6141 Ocean Foam ; 1 1/4" thickness	Concession tops
SS04	123661	Solid Surface	Ceaserstone	Type 6141 Ocean Foam ; 1 1/4" thickness	All millwork tops including Reception desk, Breakrooms, Copy Rooms, Lancer Store
ST01			Grainte	Colore Black Absolute Honed	Surround at Entry Lobby to have a decorative profile
T01	093000	Tile, floor	Crossville	Shades by Crossville ; Color Ink 12" x 24"	Home Team / Coaches / Performers Rooms
T02	093000	Tile, wall	Crossville	Crossville Mosaics ; Color Night Night ; 3" x 3"	Hydrotherapy Ledge
T03	093000	Tile, floor	Crossville	Crossville Mosaics ; Color I See the Moon ; 3" x 3"	Home Team / Coaches / Performers / Visitors Locker Room
T04	093000	Tile, floor	Crossville	Shades by Crossville ; Color Ash ; 12" x 24"	Hydrotherapy Floor
T05	093000	Tile, floor	Crossville	Product Shades By Color	
T06	093000	Tile, WALL	Daltile	0100 WHITE SUBWAY - RUNNING BOND	Concessions WALLS
T07	093000	Tile, floor base	Crossville	Product Shades By Color	
T08	093000	Tile, wall	Crossville	Color By Numbers ; Color 7th Inning Strech ; 4" x 12" I 4" x 12" - color TBD	Home Team / Coaches / Performers Rooms
T09	093000	Tile, wall	Daltile	Series Modern Dimensions 4" x 12" - Architect Gray	Concourse / Event / Admin
T10	093000	Tile, wall	SpecCeramic Inc.	Root ; Nicolloa	Main Concourse Restroom Accent
T11	093000	Tile, wall	Daltile	Series Modern Dimensions 4" x 12"	Restrooms Field
T12	093000	Tile, floor	NOT USED	NOT USED	
T13	093000	Tile, wall	Daltile	Series Modern Dimensions ; Color Architect Gray ; 4" x 12"	Visitors Locker Room
T14	093000	Glass Tile	Crossville	Glass tile	
WB01	064023	Wood Base			
WC01	101100	Wallcovering			
WD01	064023	Wood Veneer	Exotic Hardwood / Veneers	Walnut Qtr. Unfigured, Clear Conversation Varnish Finish	Home Team Locker Room Lockers
WD02	062013	Wood	Dooge	Eucalyptus Qtd Plain Fumed	Home Team Locker Room General
WD03	064023	Wood Veneer	Dooge / Tabu	Walnut qtd stained	Lobby Wall
WD04	064023	Wood Veneer	Dooge / Tabu	Walnut qtd stained	Coaches Admin Accent
WD05	064023	Hardwood Flooring	Armstrong	Walnut second stained	Coaches Admin Accent
WD06	064023	Wood Veneer	Dooge / Tabu	Walnut qtd stained	

Grand total: 88

CALIFORNIA BAPTIST UNIVERSITY

EVENTS CENTER

8431 DIANA AVENUE, RIVERSIDE, CA

REVISIONS:

	DESCRIPTION	DATE
20	RFI 3236	8-30-16

DATE ISSUED: 01/22/2016

SVA PROJECT NO: 2014-40129

SCALE:

SHEET NUMBER: A823

SHEET TITLE:

ROOM FINISHES SCHEDULE

3 MACARTHUR PLACE, SUITE 850 SANTA ANA, CA 92707
T 949.809.3380 WWW.SVA-ARCHITECTS.COM

THIS DOCUMENT CONTAINS INFORMATION PROPRIETARY TO SVA ARCHITECTS INC. AND IS FURNISHED IN CONFIDENCE FOR THE LIMITED PURPOSE OF EVALUATION, BIDDING OR REVIEW. THIS DOCUMENT OR ITS CONTENTS MAY NOT BE REPRODUCED, PUBLISHED, DISCLOSED, USED OR REPRODUCED OR DISCLOSED TO OTHERS WITHOUT THE PRIOR WRITTEN CONSENT OF SVA ARCHITECTS INC. ALL RIGHTS RESERVED, © COPYRIGHT 2015.

FINISH SCHEDULE

NUMBER	NAME	FLOOR FINISH	BASE FINISH	WALL FINISH NORTH	WALL FINISH EAST	WALL FINISH SOUTH	WALL FINISH WEST	NOTES
39	PASSENGER ELEVATORS - LEVEL 1							
41	FREIGHT ELEVATORS - LEVEL 1							
A101	RECEPTION/ WAITING/ SECRETARY	CPT01	RB01	PT	PT / SG01	PT	PT	
A102	SENIOR ASSOCIATE AD	CPT01	RB01	PT	PT	PT	PT	
A103	SENIOR WOMEN'S ADMINISTRATOR	CPT01	RB01	PT	PT	PT	PT	
A104	FACILITY/AD	CPT01	RB01	PT	PT	PT	PT	
A105	ASST. DIR. OF COMPLAINCE	CPT01	RB01	PT	PT	PT	PT	
A106	MARKETING & SI SUPPORT OFFICES	CPT01	RB01	PT	PT	PT	PT	
A107	COMPLIANCE ASSISTANT	CPT01	RB01	PT	PT	PT	PT	
A108	COMPLIANCE STORAGE	CPT01	RB01	PT	PT	PT	PT	
A109	OFFICE	SC01	NONE	PT	PT	PT	PT	
A110	ASSOC. AD - COMPLIANCE	CPT01	RB01	PT	PT	PT	PT	
A111	MARKETING & SI SUPPORT OFFICES	CPT01	RB01	PT	PT	PT	PT	
A112	OPEN OFFICE/ OTHER	CPT01	RB01	PT	PT	PT	PT	
A113	ASSOC. AD - MARKETING/SID	CPT01	RB01	PT	PT	PT	PT	
A114	MARKETING & SI SUPPORT OFFICES	CPT01	RB01	PT	PT	PT	PT	
A115	EXEC. ASSISTANT	CPT01	RB01	PT	PT	PT	PT	
A116	ATHLETIC DIRECTOR	CPT01	RBR01	PT /GL02	PT	PT	PT	
A117	LARGE CONFERENCE ROOMS	CPT01	RB01	PT	PT	PT	PT	
A119	CORRIDOR	CPT01	RB01	PT	PT / SG01	PT	PT	
A120	STORAGE/PREP	SC03	WB01	PT	PT	PT	PT	
A121	LOBBY AREA	SC03	WB01	PT	PT	PT	PT	Flooring will have some pattern in it
A122	CONCOURSE							
A123	CONCESSION STAND	T06	T06	PT	PT	PT / PL01	PT	
A124	WOMEN	SC01	RB01	T11	PT / T11	PT / T10	PT / T11	Epoxy paint on Gyp. Ceiling
A125	MEN	SC01	RB01	PT / T11	PT / T11	PT / T10	PT / T11	Epoxy paint on Gyp. Ceiling
A126	FLOOR LEVEL FAMILY TOILET	SC01	RB01	PT	PT	PT / T12	PT	Epoxy paint on Gyp. Ceiling
A126A	LAN.							
A127	EVENT LEVEL GENERAL STORAGE							
A128	VIDEO MEETING ROOM	CPT02	RB01	PT	PT	PT	PT	
A129	HEAD COACH	CPT02	RBR01	PT	PT / Glass	PT	PT	
A130	IT CLOSETS - LEVEL 1							
A131	QUADRANT POWER DISTRIBUTION ROOMS - LEVEL 1							
A133	ASST. COACH	CPT02	RBR01	PT	PT / Glass	PT	PT	
A134	ASST. COACH	CPT02	RBR01	PT	PT / Glass	PT	PT	
A136	TEAM OFFICE HALL	CPT02	RB01	PT / PL01	PT / Glass	WD04 / Glass	PT / Glass	
A137	BREAK OUT ROOM	SC03	Match wall	PT	PT/WD04/SG01	PT	PT/PL01/SG01	Some Millwork
A138	ASST. COACH	CPT02	RBR01	PT	PT / Glass	PT	PT	
A140	RECEPTION/ SECRETARY	CPT02	RB01	WD04	WD04 / Glass	WD04	WD04 / SG01	
A141	BREAK OUT ROOM	CPT02	RB01	PT	PT/PL01/SG01	PT	PT/PL01/SG01	Some Millwork
A145	DIRECTOR OF OPERATIONS	CPT02	RB01	PT	PT / Glass	PT	PT	
A170	ELEV CONTROL ROOM							
B100	A/V CLOSET							
B101	MERCHANDISE/ TEAM STORE							
B102	TICKET WINDOW SALES AREA	CPT01	RB01	PT	PT	PT	PT	
B103	MANAGER OFFICE	CPT01	RB01	PT	PT	PT	PT	
B103A	COUNTING/ VAULT	CPT01	RB01	PT	PT	PT	PT	
B103B	STORAGE							
B106	RECEPTION/ SECRETARY	CPT01	RB01	PT	PT	PT / SF01	PT	
B107	DIRECTOR OFFICE #2	CPT01	RB01	PT	PT	PT	PT	
B108	OFFICE							
B109	OPEN OFFICE AREA	CPT01	RB01	PT	PT	PT	PT	
B110	CONFERENCE AREA #1	CPT01	RB01	PT	PT	PT	PT	
B111	GENERAL MANAGER OFFICE	CPT01	RB01	PT	PT	PT	PT	
B112	COMPUTER/ LAN ROOM							
B115	MERCHANDISE CENTRAL STORAGE							
B116	MAIN IT ROOM							
B117	SERVICE ELEV CONTROL RM - LEVEL 1							
B118	QUADRANT POWER DISTRIBUTION ROOMS - LEVEL 1							
B119	EVENT LEVEL STORAGE							
B120	CARTS/ COLLECTION SPACE							
B121	MAIN KITCHEN/COMMISSARY	SC01	CWB	PT	PT	PT	PT	
B123	RECEIVING/ COUNTING AREA	CPT01	RB01	PT	PT	PT	PT	
B126C	VESTIBULE							
B130	CONCESSION STAND	T06	T06	PT	PT	PT / PL01	PT	
B140	STORAGE/PREP							
C104	BREAK OUT ROOM	SC03	Match wall	PT	PT/WD04/SG01	PT	PT/PL01/SG01	Some Millwork
C117	COACHES' ALTERNATE DRESSING	CPT03	RB01	P01	P01	P01	P01	
C117A	COACHES' ALTERNATE WET AREA	T01/T03	T08					
C118	PERFORMER DRESSING ROOM #3	CPT03	RB01	T13	MR02/T13	T13	T13	
C118A	PERFORMER DRESSING WET AREA #3	T01/T03	T08					
C119	GREEN ROOM	CPT03	RB01	P01	P01/SG01	P01/PL04	P01	
C120	TEAM LOUNGE AREA	CPT03	RB01	P01/PL01	P01	P01	P01/SG01	
C121	VESTIBULE	CPT03	RB01	P01	P01	P01	P01	
C122	LOCKER AREA	CPT03	RB01	WD02	WD02/GL02	WD02	WD02	Hanging Lancer graphic, net-patterned painted ceiling, logo in carpet
C123	COACHES' LOCKER AREA	CPT03	RB01	P01	P01	P01	P01	
C124	TOILETS/ GROOMING/SHOWERS	T01/T03	T08	T08	T08	T08 /PT	T08	Epoxy paint on Gyp. Ceiling
C126	TOILETS/ GROOMING/SHOWERS	T01/T03	T08	T08	T08	T08	T08 / PT01	
C127	STORAGE	SC01	RB01	P01	P01	P01	P01	
C128	STORAGE	SC01	RB01	P01	P01	P01	P01	
C130	VESTIBULE	CPT03	RB01	P01	P01	P01	P01	
C131	COACHES' LOCKER AREA	CPT03	RB01	P01	P01	P01	P01	
C132	TOILETS/ GROOMING/SHOWERS	T01/T03	T08	T08	T08	T08 / PT01	T08	
C133	TEAM LOUNGE AREA	CPT03	RB01	P01/PL01	P01	P01	P01/SG01	
C134	LOCKER AREA	CPT03	RB01	WD01	WD01	WD01	WD01/GL02	Lancer graphic hanging from a net-patterned ceiling
C135	TOILETS/ GROOMING/SHOWERS	T01/T03	T08	T08	T08	T08	T08 /PT	Epoxy paint on Gyp. Ceiling
C136	MARSHALING/ STAGING AREA	SC01	RB01	PT	PT	PT	PT	
C141	ASST. COACH	CPT02	RB01	PT	PT / Glass	PT	PT	
C142	ASST. COACH	CPT02	RBR01	PT	PT / Glass	PT	PT	
C143	ASST. COACH	CPT02	RBR01	PT	PT / Glass	PT	PT	
C144	HEAD COACH	CPT02	RBR01	PT	PT / Glass	PT	PT	
C145	DIRECTOR OF OPERATIONS	CPT02	RB01	PT	PT	PT / Glass	PT	
C148	VIDEO MEETING ROOM	CPT02	RB01	PT	PT	PT	PT	
C150	ATHLETICS EQUIPMENT ROOM/LAUNDRY	SC01	RBR01	PT	PT	PT	PT	
C151	HOUSEKEEPING STORAGE	SC01	RB01	PT	PT	PT	PT	
C152	IT CLOSETS - LEVEL 1							
C153	QUADRANT POWER DISTRIBUTION ROOMS - LEVEL 1							
C154	FIRST AID	SC01	RB01	PT	PT	PT	PT	
C156	SHOW POWER ROOM	SC01	NONE	NONE	NONE	NONE	NONE	
C156A	SHOW AUDIO 1							
C156B	SHOW AUDIO 2							
C157	TAPING/ TRAINING ROOM (FOR HOME TEAMS)	RF01	RB01	P01	P01	P01	P01	Ref. drawings for millwork
C158	HYDROTHERAPY ROOM	T04	T04	P01 / T08 / T02	P01	P01 / T08 / T02	T08 / T02	
C158B	HVAC ROOM	SC01	NONE	NONE	NONE	NONE	NONE	
C160	CORRIDOR	CPT03	RB01					
C164	JANITOR CLOSET							
D101	SHOP/ STORAGE AREA							
D101A	STORAGE							
D102	TAPING / TRAINING ROOM VISITING TEAM	RF01	RB01	PT01 / PL05	PT01	PT01	PT01 / PL05	Ref. drawings for millwork
D103	STORAGE ROOM							
D104	SHOW POWER ROOM 2	CONC.	RB01					
D104A	SHOW AUDIO 4							
D104B	SHOW AUDIO 3							
D105	DOCK AREA TOILETS	SC01	RB01	PT	T11 / PT	PT	PT	
D106	DOCK AREA TOILETS	SC01	RB01	PT	PT	PT	T13 / PT	
D107	DOCK & MAINTENANCE OFFICE(S)	CPT01	RB01	PT	PT	PT	PT	
D108	FIRE COMMAND CENTER	SC01	RB01	PT	PT	PT	PT	
D109	SECURITY MONITORING	CPT01	RB01	PT	PT	PT	PT	
D110	SECURITY OFFICE	CPT01	RB01	PT	PT	PT	PT	
D115	LOCKER AREA	CPT01	RB01	P01	P01	P01 / PL05	P01	
D116	STORAGE	SC01	NONE					
D117	JANITORS' CLOSETS - EVENT LEVEL	SC01	NONE	PT	PT	PT	PT	
D118	SHOWERS	T03	RB01 / T13	PT	T13	T13	T13	Epoxy paint on Gyp. Ceiling
D119	STORAGE	SC01	NONE					
D120	LOCKER AREA	CPT01	RB01	P01	P01	P01 / PL05	P01	
D121	VESTIBULE	CPT01	RB01	PT	PT	PT	PT	
D122	LOCKER AREA	CPT01	RB01	P01	P01	P01	P01	
D123	JANITORS' CLOSETS - EVENT LEVEL	SC01	NONE	PT	PT	PT	PT	
D124	STORAGE	SC01	NONE					
D125	SHOWER	T03	RB01 / T13	PT	T13	T13	T13	Epoxy paint on Gyp. Ceiling
D126	STORAGE	SC01	NONE					
D127	LOCKER AREA	CPT01	RB01	PT / PL05	PT	PT	PT	
D130	IT CLOSETS - LEVEL 1							
D131	QUADRANT POWER DISTRIBUTION ROOMS - LEVEL 1							
D132	PERFORMER DRESSING ROOM #1	CPT03	RB01	PT01	PT01	PT01	PT01	
D132A	PERFORMER RESTROOM #1	T01 / T03	T08	T08	T08	T08	T08	
D133	PERFORMER DRESSING ROOM #2	CPT03	RB01	P01	P01	P01	P01	
D133A	PERFORMER RESTROOM #2	T01 / T03	T08	T08	T08	T08	T08	
E101	HEAD END ROOM	SC01	PT	PT	PT	PT	PT	
E102	COMPACTOR/ CONTAINER (COULD BE OUTSIDE)							
E103	DOMESTIC WATER PUMP ROOM							
E104	FIRE PUMP ROOM							
E105	PRIMARY ELECTRICAL METER/ SWITCHGEAR ROOM							
E106	BOILER							
E107	ELEC							
E108	CHILLER PLANT/ PUMP ROOM							
S3	EXIT STAIR S3	SC01	PT	PT	PT	PT	PT	
S101	EXIT STAIR S1	SC01	PT	PT	PT	PT	PT	
S4	MECHANICAL PLATFORM - C1							

* SEE RCP FOR CEILING TYPE

FINISH SCHEDULE

NUMBER	NAME	FLOOR FINISH	BASE FINISH	WALL FINISH NORTH	WALL FINISH EAST	WALL FINISH SOUTH	WALL FINISH WEST	NOTES
182	PASSENGER ELEVATORS - LEVEL 2							
184	SERV. ELEVATORS - LEVEL 2							
210	STAIR	SC01	PT	PT	PT	PT	PT	
211	STAIR	SC01	PT	PT	PT	PT	PT	
212	EXIT STAIR S3	SC01	PT	PT	PT	PT	PT	
228	Room							
A201	CONCESSION STAND	T06	T06	PT	PT	PT	PT / PL04	
A202	PREP	T06	T06	PT	PT	PT	PT	
A203	CONCESSIONS STORAGE	SC01	RB01	PT	PT	PT	PT	
A203-2	CONCESSIONS COOLER							
A204	ELEC							
A205	MECHANICAL SHAFTS - LEVEL 2							
A206	PLUMBING CHASE							
A207	LOUNGE	SC01	RB01	PT / T10	T10	PT	PT	
A208A	IT CLOSETS - LEVEL 2							
A208B	JANITOR							
A209	WOMEN	SC01	Match wall	T11	T11 / PT	PT10 / PT	T11 / PT	
A210	MEN	SC01	Match wall	T11	T11 / PT	PT10 / PT	T11 / PT	
A212	RISER ROOM							
B201	WOMEN	SC01	Match wall	T11	T11 / PT	PT10 / PT	T11 / PT	
B202	LEVEL 2 FAMILY TOILET	SC01	Match wall	T11	PT	PT	PT	
B203	JANITOR'S CLOSET	SC01	NONE	PT	PT	PT	PT	
B204	LOUNGE	SC01	RB01	PT / T10	T10	PT	PT	
B205	CONCESSION STAND	T06	T06	PT	PT / PL04	PT	PT	
B206	PREP	T06	T06	PT	PT	PT	PT	
B207	ELEC							
B208	IT CLOSETS - LEVEL 2							
B209	MECHANICAL SHAFTS - LEVEL 2							
C201	STORAGE							
C202	MECHANICAL SHAFTS - LEVEL 2							
C203	PLUMBING CHASE							
C204	IT CLOSETS - LEVEL 2							
C205	ELEC							
C206	WOMEN	SC01	RB01	PT / T10	PT / T11	T11	PT / T11	
C207	MEN							
C208	LEVEL 2 FAMILY TOILET	SC01	RB01	T11	PT	PT	PT	
C209	JANITORS' CLOSETS - LEVEL 2	SC01	NONE	PT	PT	PT	PT	
D143	PLUMBING CHASE							
D201	WOMEN	SC01	RB01 / T11	PT / T10	PT / T11	T11	PT / T11	
D202	MEN							
D203	STORAGE/PREP							
D204	CONCESSION STAND	T06	T06	PT	PT	PT / PL04	PT	Pantry area use ACT05
D205	ELEC							
D206	IT CLOSETS - LEVEL 2							
D207	MECHANICAL SHAFTS - LEVEL 2							
D208	STORAGE							
229	EXIT STAIR	SC01	PT	PT	PT	PT	PT	
230	FREIGHT ELEVATORS - LEVEL 3							
400	CATWALK							
A401	SECTOR A AHU							
A402	AUDIO	SC01	PT	PT	PT	PT	PT	
A403	VIDEO/LIGHTING	SC01	PT	PT	PT	PT	PT	
B400	CATWALK CORRIDOR							
B402	SECTOR B AHU							
C401	SECTOR C AHU							
D401	SECTOR D AHU							

FINISH LEGEND NEW

CODE	CSI#	KEY NAME	MANUFACTURER	DESCRIPTION	LOCATION
	096566				
	096566				
AB01	092900	Aluminum Coved Base			
ACT01	095113	Ceiling Tile	Armstrong Optima	2 x 8 Tegular edge	Lobby
ACT02	095113	Ceiling Tile	Armstrong Optima	2 x 6 Tegular edge	Concourse (confirm in RCP)
ACT03	095113	Ceiling Tile	Armstrong Optima	2 x 2 Tegular edge	Admin
ACT04	095113	Ceiling Tile	Armstrong Optima	2 x 4 Tegular edge	Restrooms
ACT05	095113	Ceiling Tile	Armstrong washable	2 x 2 Tegular edge	Pantry's wash 2 x 2 tile
AG01	095113	Ceiling Grid			
AG02	095113	Ceiling Grid			
AG03	095113	Ceiling trim			
BL01	122413	Blinds			
BL02	122413	Blinds			
CPT01	096813	Carpet Tile	Shaw	Style Haze Tile 5T037	General Office, Operation Offices, Athletic Offices, Visitors Locker Rooms, Performer Dressing Room
CPT02	096813	Carpet Tile	Tandus	Style Halftone 04313	Coaches Offices
CPT03	096813	Carpet Broadloom	Bentley Prince Street	Style Gotham Rises, Color Crime Stopper	Home Team / Coaches / Performers Rooms
CPT04	096816	Carpet Broadloom	Bentley Prince Street	King's Road Smolder	Home Locker Room / Coaches Locker Room / Performers Dressing Rooms
CPT05	096816				
CPT06	096816				
EC01	099123	Epoxy Coating			
EP01	099000	Epoxy Paint	Sherwin Williams	High performance epoxy coating for shower ceilings	Typical at all wet ceilings ie Restrooms
FB01	064023	Vinyl Fabric	Nassimi	Symphony Collection - Classic color TBD	Home Team Locker Benches, Taping Table Bench
FC01	099123	Floor Coating			
FRP01	066400	Fiber Reinforced Plastic			Back of house Concessions, Pantries, and Kitchens
GFB01	042000	Ground Face Block			
GFB02	042000	Ground Face Block			
GL01		Glass	McGrory Custom color	Back coated glass to match CBU Gold	Gallery space, Admin Offices, and Coaches Offices Corridor
GL02		Glass	McGrory Custom color	Back coated glass to match CBU Blue	Gallery space, Admin Offices, and Coaches Offices Corridor
GL03					
MB01	055000	Metal Base			
MR01	088300	Mirror		Standard Mirror	
MR02	088300	Mirror		Custom size ref. drawings	Concourse Restrooms and Home team Locker room
MT01	055000	Metal		Aluminum	
MT02	055000	Metal		Painted Steel	
MT03	055000	Metal		Stainless Steel Counter	
MT04		Metal Panel			
MT05		Metal Panel		Brushed stainless steel	
MT06	055000	Metal		Painted Aluminum	Potential logo in Home team Locker room Ceiling
P01	099123	Paint	Sherwin Williams	Color Pavestone, SW7642	General Paint
P02	099123	Paint	Sherwin Williams	Color Grizzle Gray, SW7068	Event Level Accent
P03	099123	Paint	Sherwin Williams	Color TBD	Ceiling
P04	099123	Paint	Sherwin Williams	Color Honorable Blue, SW6811	Home Team Locker Room Ceiling
P05	099123	Paint	Sherwin Williams	Color TBD	Lobby Walls
P06	099123	Paint			
P09	099123	Paint			
PH01	102113	Phenolic Partitions	Scantron Products	Hiny Hiders, Color Charcoal Grey	General Partitions
PL01	064023	Plastic Laminate	Lamin-Art	Series #5048-T, Autumn Odyssey	Coaches Admin Corridor / Home Team Rooms / Performers Rooms
PL02	064023	Plastic Laminate	Lamin-Art	Series #5063-T	Athletic Admin office
PL03	064023	Plastic Laminate	Lamin-Art	Series #3075-VT	Athletic Admin office
PL04	064023	Plastic Laminate	Lamin-Art		Panels at all back wall of concessions
PL05	064023	Plastic Laminate	Lab Designs	Amethyst, WE023	Visitors Locker / Taping Rooms
RB01	096513	Rubber Base	Roppe	Pinnacle Rubber Base 110 Brown / Visuelle	
RB02	096513	Rubber Base			
RB03	096513	Rubber Base			
RF01	096543	Resilient Flooring	Mondo	Product Sport Impact ; 10mm ; Black	Taping Training
RF02	096543	Resilient Flooring			
RP01	074226	Resin Panel			
SC01	033000	Sealed Concrete		Brushed	
SC02	033513	Sealed Concrete		Polished	
SC03	033000	Sealed Concrete		Stained 2 colors	Lobby
SG01		Super Graphics			
SS01	123661	Solid Surface	Ceaserstone	Type 5131 Calcutto Nuvo ; 1 1/4" thickness	Home Team / Coaches / Performers Rooms
SS02	123661	Solid Surface	Ceaserstone	Type 6141 Ocean Foam ; 1 1/4" thickness	Visitors Rooms millwork
SS03	123661	Solid Surface	Ceaserstone	Type ; 1 1/4" thickness	Concession tops
SS04	123661	Solid Surface	Ceaserstone	Type ; 1 1/4" thickness	All millwork tops including Reception desk, Breakrooms, Copy Rooms, Lancer Store
ST01			Grainte	Colore Black Absolute Honed	Surround at Entry Lobby to have a decorative profile
T01	093000	Tile, floor	Crossville	Shades by Crossville ; Color Ink 12" x 24"	Home Team / Coaches / Performers Rooms
T02	093000	Tile, wall	Crossville	Crossville Mosaics ; Color Night Night ; 3" x 3"	Hydrotherapy Ledge
T03	093000	Tile, floor	Crossville	Crossville Mosaics ; Color I See the Moon ; 3" x 3"	Home Team / Coaches / Performers / Visitors Locker Room
T04	093000	Tile, floor	Crossville	Shades by Crossville ; Color Ash ; 12" x 24"	Hydrotherapy Floor
T05	093000	Tile, floor	Crossville	Product Shades By Color	
T06	093000	Tile,	Daltile	Quarry Tile	Concessions and Kitchens
T07	093000	Tile, floor base	Crossville	Product Shades By Color	
T08	093000	Tile, wall	Crossville	Color By Numbers ; Color 7th Inning Strech ; 4" x 12" I 4" x 12" - color TBD	Home Team / Coaches / Performers Rooms
T09	093000	Tile, wall	Daltile	Series Modern Dimensions 4" x 12" - Architect Gray	Concourse / Event / Admin
T10	093000	Tile, wall	SpecCeramic Inc.	Root : Nicciloa	Main Concourse Restroom Accent
T11	093000	Tile, wall	Daltile	Series Modern Dimensions 4" x 12"	Restrooms Field
T12	093000	Tile, floor	NOT USED	NOT USED	
T13	093000	Tile, wall	Daltile	Series Modern Dimensions ; Color Architect Gray ; 4" x 12"	Visitors Locker Room
T14	093000	Glass Tile	Crossville	Glass tile	
WB01	064023	Wood Base			
WC01	101100	Wallcovering			
WD01	064023	Wood Veneer	Exotic Hardwood / Veneers	Walnut Qtr. Unfigured, Clear Conversation Varnish Finish	Home Team Locker Room Lockers
WD02	062013	Wood	Dooge	Eucalyptus Qtd Plain Fumed	Home Team Locker Room General
WD03	064023	Wood Veneer	Dooge / Tabu	Walnut qtd stained	Lobby Wall
WD04	064023	Wood Veneer	Dooge / Tabu	Walnut qtd stained	Coaches Admin Accent
WD05	064023	Hardwood Flooring	Armstrong	Walnut second stained	Coaches Admin Accent
WD06	064023	Wood Veneer	Dooge / Tabu	Walnut qtd stained	

Grand total: 89

CALIFORNIA BAPTIST UNIVERSITY
EVENTS CENTER
8431 DIANA AVENUE, RIVERSIDE, CA

ISSUE FOR CONSTRUCTION
01-22-2016

LICENSED ARCHITECT
ROBERT M. SIMONS
No. C-18501
Jan. 31, 2017
STATE OF CALIFORNIA

REVISIONS:

	DESCRIPTION	DATE

DATE ISSUED: 01/22/2016
SVA PROJECT NO: 2014-40129
SCALE:

SHEET NUMBER: A823
SHEET TITLE:

ROOM FINISHES SCHEDULE

3 MACARTHUR PLACE, SUITE 850 SANTA ANA, CA 92707
T 949.809.3380 WWW.SVA-ARCHITECTS.COM

THIS DOCUMENT CONTAINS INFORMATION PROPRIETARY TO SVA ARCHITECTS INC. AND IS FURNISHED IN CONFIDENCE FOR THE LIMITED PURPOSE OF EVALUATION, BIDDING OR REVIEW. THIS DOCUMENT OR ITS CONTENTS MAY NOT BE REPRODUCED, PUBLISHED, DISCLOSED OR USED OR REPRODUCED OR DISCLOSED TO OTHERS WITHOUT THE PRIOR WRITTEN CONSENT OF SVA ARCHITECTS INC. ALL RIGHTS RESERVED, © COPYRIGHT 2015.